



April 29, 2019

Mr. Todd Hall
Voluntary Site Remediation Unit B
Remedial Project Management Section
Division of Remediation Management
1021 North Grand Ave East
P.O. Box 19276
Springfield, IL 62794-9276

Subject: Groundwater Monitoring Summary
Second Quarter 2018 Sampling Event
Champaign Former MGP Site, Champaign, Illinois

Dear Mr. Hall:

On behalf of Ameren Illinois, Environmental Resources Management, Inc. (ERM) has completed the second quarter 2018 groundwater sampling event at the Champaign Former Manufactured Gas Plant (FMGP) Site, located at 308 N. 5th Street in Champaign, Illinois. This report summarizes the field data and analytical results for the quarterly groundwater monitoring event conducted in June 2018.

INTRODUCTION

Groundwater sampling activities for the second quarter 2018 monitoring event were conducted from June 25 through 27. During the sampling event, groundwater samples were collected from 28 monitoring wells: which include seven on-site monitoring wells and 21 off-site monitoring wells.

The depth to groundwater was initially measured at each monitoring well location upon arrival. Groundwater was purged from the monitoring wells using the dedicated bladder pumps until water quality instrumentation indicated that measured parameters had stabilized. The exception to this procedure was at UMW-122, where a peristaltic pump and dedicated tubing were used (bladder pump not present in well). Upon stabilization, water samples were collected in containers provided by the laboratory and placed in ice-filled coolers pending delivery to the analytical laboratory.

Groundwater samples were analyzed for the following MGP-related compounds: the volatile organic compounds benzene, toluene, ethylbenzene, and total xylenes (BTEX); polynuclear aromatic hydrocarbons (PAHs); total cyanide; and total RCRA metals. Laboratory analytical services were provided by Teklab, Inc. (Teklab) of Collinsville, Illinois.

Groundwater level measurement data for the second quarter 2018 sampling event is provided in Table 1. Information on the table includes measurements of depth to water below each well's measuring point (MP), and calculated groundwater elevation. Groundwater elevation contour

maps for the shallow monitoring zone (100 series wells) and the intermediate depth unit (300 series wells) are provided on Figures 1 and 2, respectively.

The analytical results for groundwater samples collected during this event are summarized in Table 2. The concentrations detected in samples that exceed an applicable Illinois Environmental Protection Agency (IEPA) groundwater standard are highlighted. The monitoring well locations where sample results exceeded a standard are also shown on Figure 3. The laboratory analytical report prepared by Teklab is provided in Attachment 1. Quality assurance samples collected during the event included duplicates, matrix spike and matrix spike duplicates, an equipment blank, and a trip blank. Blind duplicates were collected from shallow monitoring well locations UMW-118 and UMW-126, and from intermediate monitoring well UMW-302. The three duplicate samples were identified on the chain of custody and laboratory analytical report as Dup1 through Dup 3. Duplicate sample results are shown on Table 2 adjacent to the primary samples. A summary of the results of data validation is also included with the analytical report in Attachment 1.

GROUNDWATER MONITORING RESULTS

Groundwater Levels

The measured depth to groundwater and elevations at the Champaign FMGP Site for the June 2018 sampling event are shown on Table 1. The depth to groundwater in the shallow monitoring wells ranged from 1.08 to 8.13 feet below MP. The shallowest occurrence of groundwater occurred at the on-site monitoring well locations, with depths ranging from 1.08 to 3.25 feet below MP.

As shown on Figure 1, the shallow groundwater at the FMGP Site flows in a radial pattern from the Site. This groundwater flow pattern is consistent with historical groundwater level surveys conducted at the Site. The groundwater gradient for the shallow groundwater zone during June 2018 ranged from 0.013 to 0.028 foot per foot (ft/ft).

The depths to groundwater in the nine intermediate monitoring wells, which monitor the intermediate groundwater unit, ranged from 25.60 to 28.15 feet below MP. As shown on Figure 2, the intermediate groundwater flow direction is generally linear towards the southeast, with a groundwater gradient of approximately 0.002 ft/ft.

Analytical Results

Figure 3 summarizes the monitoring well locations where constituents detected in samples June collected during the 2018 sampling event exceeded at least one Class I or Class II groundwater remediation objective (RO) standard. The shallow groundwater unit (100 series wells) is classified as Class II groundwater, and the lower intermediate unit (300 series wells) is classified as Class I groundwater. Three of the 28 monitoring wells sampled in the second quarter 2018 had at least one MGP-related constituent exceeding a respective Class I or II standard. Benzene concentrations reported in two onsite shallow wells, UMW-124 and UMW-126, exceeded the Class II groundwater standard. The benzene, ethylbenzene and naphthalene concentrations reported in the sample collected from the offsite Intermediate well UMW-302 exceeded the Class I groundwater ingestion RO. These constituent concentrations reported in UMW-302 also exceed the groundwater ROs for indoor inhalation at residential sites. Analytical results for the groundwater samples collected from the other 16 shallow, or eight intermediate-depth monitoring wells located within or surrounding the FMGP Site were all below the applicable standards during the June 2018 event.

Total metals and cyanide concentrations detected in groundwater samples did not exceed their respective groundwater standards in any of the onsite or offsite monitoring wells. Cyanide was detected in monitoring well UMW-107R in previous sampling events at concentrations exceeding the Class II groundwater standard of 0.6 mg/L. However, the 0.453 mg/L concentration of cyanide detected in the sample collected during the June 2018 event is below the standard. The concentrations detected in samples submitted for analysis of the 8 RCRA metals were all below their respective groundwater standard.

Monitoring well locations where concentrations of organic constituents (BTEX or PAHs) from the June 2018 sample event exceeded their respective standard included shallow monitoring wells UMW-124 and UMW-126, and intermediate well UMW-302. Benzene concentrations of 0.0975 and 0.0613 mg/L were reported in shallow onsite monitoring wells UMW-124 and UMW-126, respectively, above the Class II groundwater standard of 0.025 mg/L. Concentrations of other organic constituents detected in other shallow monitoring wells located on-site or off-site were below their respective Class II standard.

The only other monitoring well with organic constituents exceeding groundwater standards is intermediate well UMW-302. Benzene, ethylbenzene and naphthalene were detected at concentrations of 0.407, 0.703 and 1.96 mg/L, respectively, exceeding the Class I groundwater ingestion ROs of 0.005, 0.700, and 0.14 mg/L. These constituent concentrations also exceed the groundwater (vapor) inhalation ROs for indoor air at residential sites. This intermediate well is screened from 35 to 45 feet below land surface and separated from the overlying shallow water source in the co-located shallow well UMW-121 by over 20 vertical feet of silty clay. Of the nine intermediate monitoring wells screened in the lower groundwater source, this is the only intermediate well location with a constituent concentration exceeding a Class I groundwater ingestion or inhalation standard.

CONCLUSIONS

Based on the data collected during the June 2018 sampling event, the only shallow monitoring wells where concentrations in samples exceeded the Class II groundwater ingestion standards were on-site monitoring wells UMW-124 and UMW-126. Benzene was the only constituent detected in these samples that exceeded a groundwater RO standard. No other Class II groundwater standards for organic (BTEX and PAHs) or inorganic (cyanide or metals) constituents were exceeded in samples collected from the other monitoring wells screened in the shallow groundwater unit.

The deeper groundwater unit, as represented by the 300-series wells screened in the intermediate groundwater unit, had no confirmed exceedances of a groundwater standard except at well UMW-302, located south of the Site. Benzene, ethylbenzene, and naphthalene were detected at concentrations exceeding the Class I groundwater ingestion, and groundwater inhalation for indoor air ROs. As stated previously, the lower groundwater unit is separated from the shallow groundwater unit by the 20-foot thick silty clay unit present at an approximate depth between 20 and 40 feet below land surface. The isolation of the lower groundwater unit from the shallow groundwater unit is evident in the difference in groundwater elevations between the 100 and 300-series monitoring wells (refer to Table 1, and Figures 1 and 2). Furthermore, no detections of constituents or exceedances of similar standards were reported in the co-located shallow monitoring well (UMW-121) that is adjacent to UMW-302.

The analytical results from sampling events completed during the two-year period between September 2016 to June 2018 are shown in Table 3. Graphical representations of benzene and naphthalene concentrations in monitoring wells UMW-107(R), UMW-124, UMW-126 and UMW-302 are shown on Figures 4a through 4d for reference.

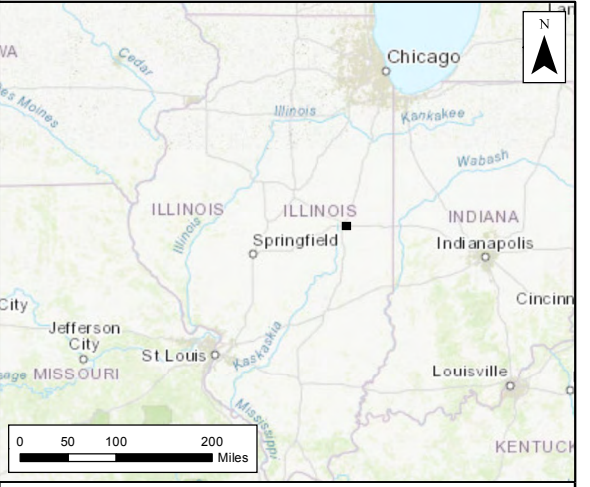
The next quarterly groundwater sampling event is scheduled to be completed in September 2018. Should you have any questions about the material presented in this summary letter, please contact us at your convenience.

Sincerely,

A handwritten signature in blue ink, appearing to read "Dave Palmer", with a long horizontal flourish extending to the right.

Dave Palmer, PG, PMP, EVMP
Manager, Remediation Projects
Ameren Services

Figures



Legend

- Shallow Monitoring Well with June 2018 Groundwater Elevation
- June 2018 Potentiometric Surface Contour
- Site Boundary

Notes:
All water levels in feet above mean sea level.

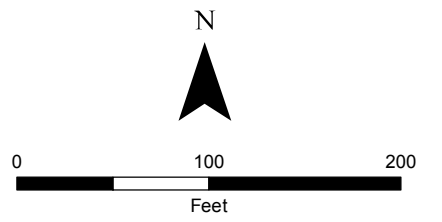
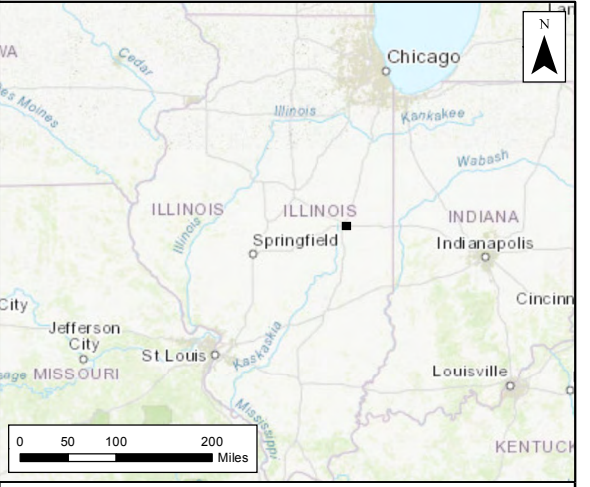


Figure 1
Shallow Groundwater
Elevation Contours
June 2018
Ameren Services
Champaign, Illinois



Legend

- Intermediate Monitoring Well with June 2018 Groundwater Elevation
- June 2018 Potentiometric Surface Contour
- Site Boundary

Notes:
All water levels in feet above mean sea level.

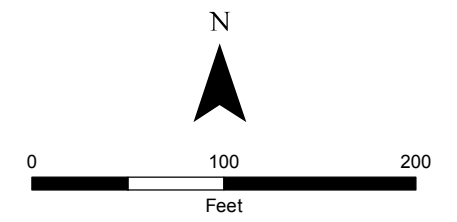
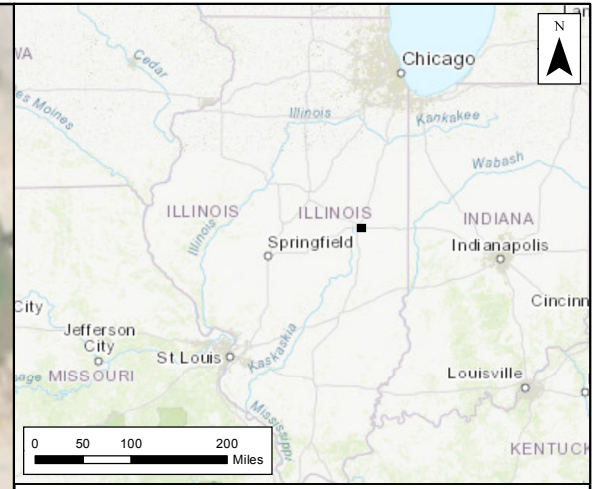


Figure 2
Intermediate Groundwater
Elevation Contours
June 2018
Ameren Services
Champaign, Illinois



Legend

- Shallow Monitoring Well with Exceedance
- Intermediate Monitoring Well with Exceedance
- Shallow Monitoring Well with No Exceedances
- Intermediate Monitoring Well with No Exceedances
- Site Boundary

Notes:
 All results in milligrams per liter (mg/L).
 Only results that exceeded the Class I or Class II Groundwater standards are listed.
 0.62/0.63 - Primary Result/Field Duplicate Result

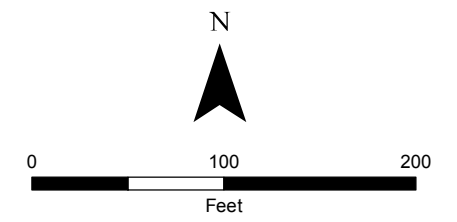


Figure 3
Class I and II Groundwater Standard Exceedances
 June 2018
 Ameren Services
 Champaign, Illinois

FIGURE 4
Benzene and Naphthalene Concentration Trends in Wells Exceeding Groundwater Standards

mg/L

UMW-107(R)

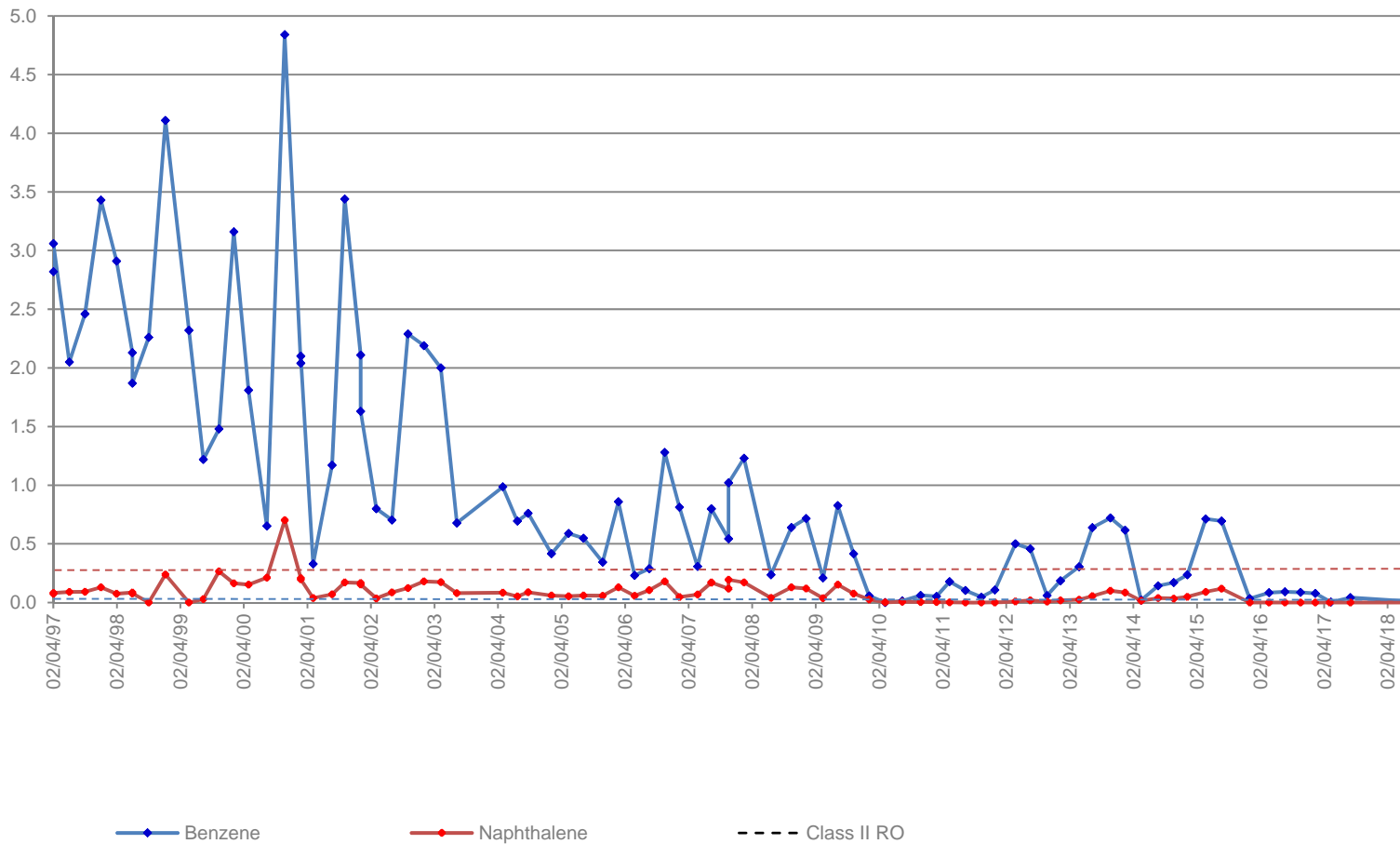


FIGURE 4
Benzene and Naphthalene Concentration Trends in Wells Exceeding Groundwater Standards

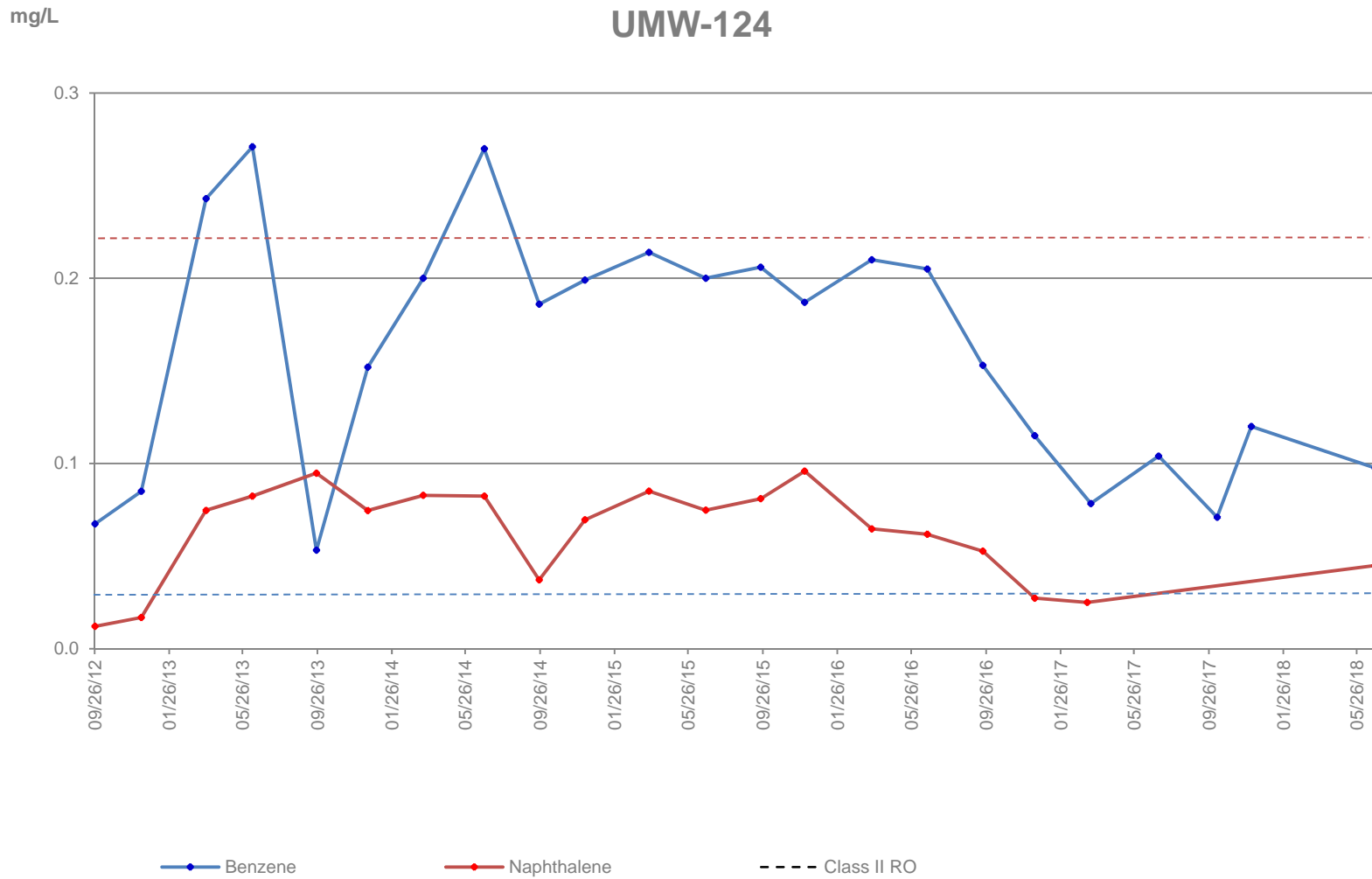


FIGURE 4
Benzene and Naphthalene Concentration Trends in Wells Exceeding Groundwater Standards

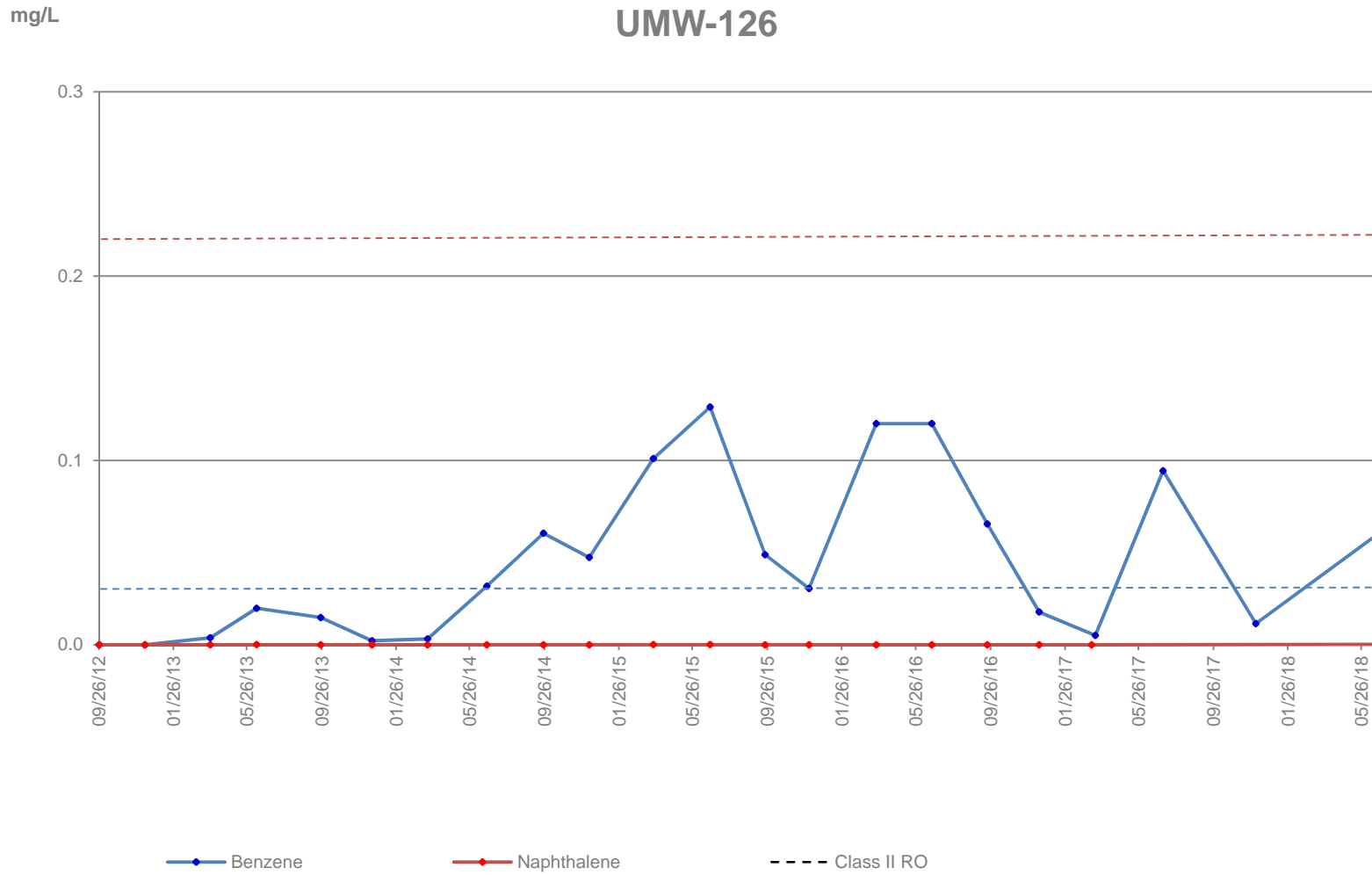
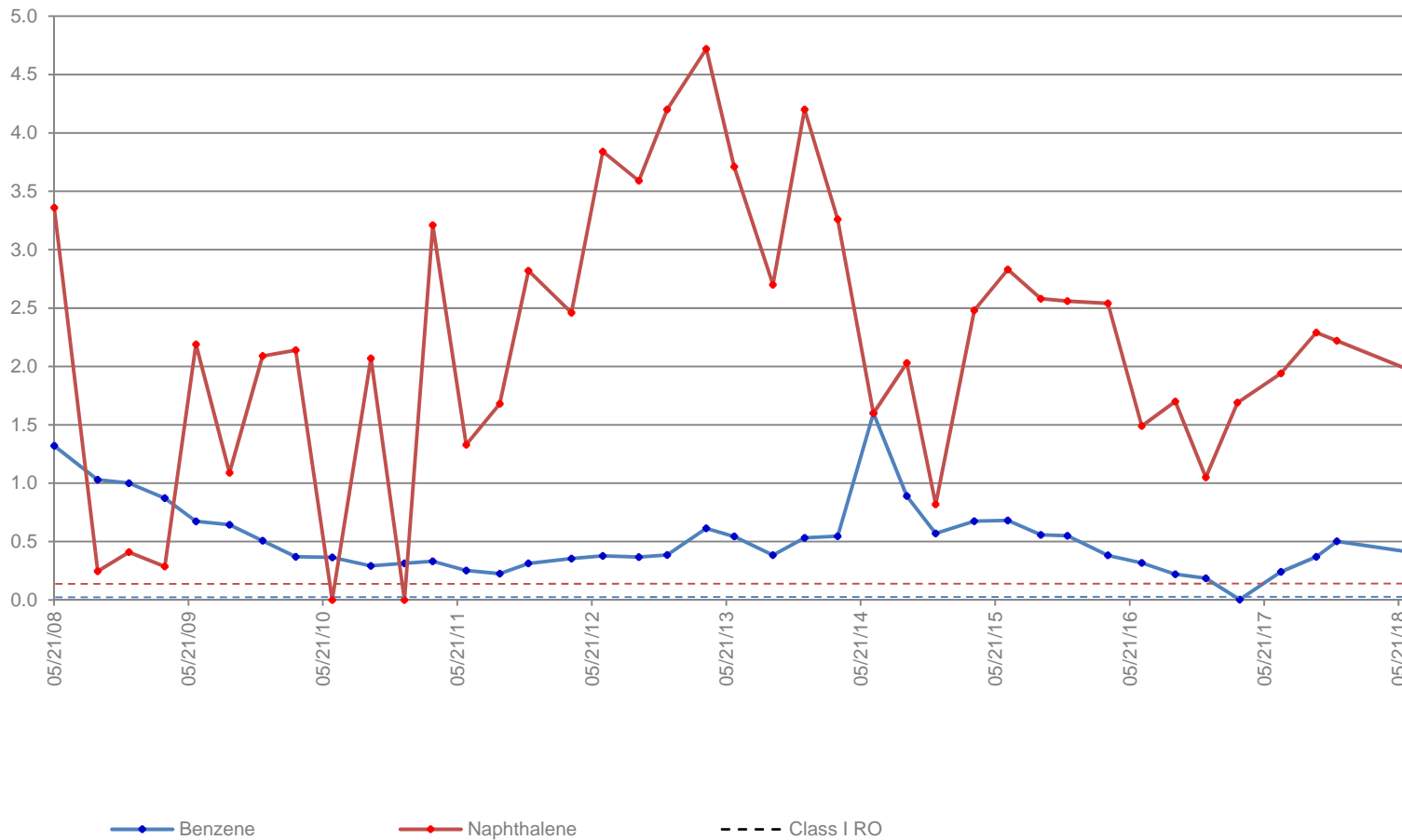


FIGURE 4
Benzene and Naphthalene Concentration Trends in Wells Exceeding Groundwater Standards

mg/L

UMW-302



Tables

TABLE 1
Groundwater Measurement Data
June 2018
Ameren - Champaign FMGP Site
Champaign, Illinois

Monitoring Well Number	Total Depth (feet)	Monitored Interval feet BLS)	Elevation (feet NGVD)		June 2018		
			Measuring Point (MP)	Land Surface (LS)	WL Below MP (feet)	Elevation (feet NGVD)	Purge Vol (Liters)
UMW-102	22.00	6.70 - 22.0	737.32	737.70	4.95	732.37	11.4
UMW-105	19.70	9.50 - 19.70	737.33	737.70	6.95	730.38	5.9
UMW-106R	17.00	7.00 - 17.00	737.18	737.43	5.38	731.80	9.5
UMW-107R	19.70	9.50 - 19.70	736.88	737.30	5.26	731.62	9.5
UMW-108	15.00	4.80 - 15.00	736.86	737.10	3.85	733.01	7.6
UMW-109	20.00	10.00 - 20.00	735.11	735.50	5.70	729.41	9.3
UMW-111A	22.80	9.00 - 22.80	736.71	737.00	7.40	729.31	8.9
UMW-116	20.00	10.00 - 20.00	736.23	736.50	5.30	730.93	8.5
UMW-117	15.00	5.00 - 15.00	737.53	737.81	5.46	732.07	9.5
UMW-118	15.00	5.00 - 15.00	736.20	736.43	6.15	730.05	9.5
UMW-119	15.00	5.00 - 15.00	736.80	737.09	3.61	733.19	11.4
UMW-120	15.00	5.00 - 15.00	737.02	737.53	4.60	732.42	10.4
UMW-121	15.00	5.00 - 15.00	738.46	738.80	6.44	732.02	6.6
UMW-122	19.75	5.00 - 15.00	739.15	739.44	8.13	731.02	8.5
UMW-123	15.89	5.89 - 15.89	737.24	737.53	6.21	731.03	9.5
UMW-124 *	15.27	4.97 - 15.02	737.10	737.28	2.54	734.56	11.9
UMW-125 *	15.33	5.06 - 15.11	737.92	738.05	3.24	734.68	9.5
UMW-126 *	15.40	5.13 - 15.18	736.38	736.55	1.67	734.71	9.5
UMW-127 *	15.38	5.11 - 15.16	735.93	736.14	1.08	734.85	9.5
UMW-300	45.00	35.00 - 45.00	736.57	736.79	25.60	710.97	12.3
UMW-301R *	46.65	36.50 - 46.05	736.11	736.20	25.61	710.50	14.0
UMW-302	45.00	35.00 - 45.00	738.58	738.88	28.15	710.43	9.8
UMW-303	45.00	35.00 - 45.00	737.05	737.38	25.84	711.21	13.2
UMW-304R *	46.16	36.01 - 45.56	736.48	736.72	25.85	710.63	14.2
UMW-305	45.00	35.00 - 45.00	737.51	737.74	27.19	710.32	13.2
UMW-306	47.00	37.00 - 47.00	736.90	737.18	26.61	710.29	12.5
UMW-307	47.00	37.00 - 47.00	736.92	737.19	26.74	710.18	15.0
UMW-308 *	45.29	35.14 - 44.69	737.21	737.39	26.78	710.43	11.9

Notes:

- * Onsite monitoring well location
- R Replacement monitoring well.
- BLS Below land surface.
- NGVD National Geodetic Vertical Datum

TABLE 2
Summary of Analytical Results
June 2018
Ameren - Champaign FMGP Site
Champaign, Illinois

Location Group				01 - Shallow Wells (Class 2 Groundwater Ingestion)											
Location ID				UMW-102	UMW-105	UMW-106R	UMW-107R	UMW-108	UMW-109	UMW-111A	UMW-116	UMW-117	UMW-118	UMW-118	UMW-119
Sample Date				06/26/2018	06/27/2018	06/25/2018	06/27/2018	06/26/2018	06/26/2018	06/26/2018	06/25/2018	06/25/2018	06/26/2018	06/26/2018	06/26/2018
Sample Type				N	N	N	N	N	N	N	N	N	N	FD (Dup 1)	N
Analyte	CLASS I GROUNDWATER INGESTION	CLASS II GROUNDWATER INGESTION	GW INHALATION DIFFUSION & ADVECTION RES												
01 - BTEX, mg/L															
Benzene	0.005	0.025	0.11	< 0.0005	< 0.0005	< 0.0005	0.0076	< 0.0005	< 0.0005	< 0.0005	< 0.0005	< 0.0005	< 0.0005	< 0.0005	< 0.0005
Ethylbenzene	0.7	1	0.37	< 0.0020	0.0040	< 0.0020	< 0.0020	< 0.0020	< 0.0020	< 0.0020	< 0.0020	< 0.0020	< 0.0020	< 0.0020	< 0.0020
Toluene	1	2.5	530	< 0.0020	< 0.0020	< 0.0020	< 0.0020	< 0.0020	< 0.0020	< 0.0020	< 0.0020	< 0.0020	< 0.0020	< 0.0020	< 0.0020
Xylene, Total	10	10	30	< 0.0020	< 0.0020	< 0.0020	< 0.0020	< 0.0020	< 0.0020	< 0.0020	< 0.0020	< 0.0020	< 0.0020	< 0.0020	< 0.0020
02 - PAH, mg/L															
Acenaphthene	0.42	2.1	NS	< 0.000100	< 0.000100	< 0.000100	< 0.000100	< 0.000100	< 0.000100	< 0.000100	< 0.000100	< 0.000100	< 0.000100	< 0.000100	< 0.000100
Acenaphthylene	0.21	1.05	NS	< 0.000100	< 0.000100	< 0.000100	< 0.000100	< 0.000100	< 0.000100	< 0.000100	< 0.000100	< 0.000100	< 0.000100	< 0.000100	< 0.000100
Anthracene	2.1	10.5	NS	< 0.000100	< 0.000100	< 0.000100	< 0.000100	< 0.000100	< 0.000100	< 0.000100	< 0.000100	< 0.000100	< 0.000100	< 0.000100	< 0.000100
Benzo(a)anthracene	0.00013	0.00065	NS	< 0.000100	< 0.000100	< 0.000100	< 0.000100	< 0.000100	< 0.000100	< 0.000100	< 0.000100	< 0.000100	< 0.000100	< 0.000100	< 0.000100
Benzo(a)pyrene	0.0002	0.002	NS	< 0.000100	< 0.000100	< 0.000100	< 0.000100	< 0.000100	< 0.000100	< 0.000100	< 0.000100	< 0.000100	< 0.000100	< 0.000100	< 0.000100
Benzo(b)fluoranthene	0.00018	0.0009	NS	< 0.000100	< 0.000100	< 0.000100	< 0.000100	< 0.000100	< 0.000100	< 0.000100	< 0.000100	< 0.000100	< 0.000100	< 0.000100	< 0.000100
Benzo(g,h,i)perylene	0.21	1.05	NS	< 0.000100	< 0.000100	< 0.000100	< 0.000100	< 0.000100	< 0.000100	< 0.000100	< 0.000100	< 0.000100	< 0.000100	< 0.000100	< 0.000100
Benzo(k)fluoranthene	0.00017	0.00085	NS	< 0.000100	< 0.000100	< 0.000100	< 0.000100	< 0.000100	< 0.000100	< 0.000100	< 0.000100	< 0.000100	< 0.000100	< 0.000100	< 0.000100
Chrysene	0.0015	0.0075	NS	< 0.000100	< 0.000100	< 0.000100	< 0.000100	< 0.000100	< 0.000100	< 0.000100	< 0.000100	< 0.000100	< 0.000100	< 0.000100	< 0.000100
Dibenzo(a,h)anthracene	0.0003	0.0015	NS	< 0.000100	< 0.000100	< 0.000100	< 0.000100	< 0.000100	< 0.000100	< 0.000100	< 0.000100	< 0.000100	< 0.000100	< 0.000100	< 0.000100
Fluoranthene	0.28	1.4	NS	< 0.000200	< 0.000200	< 0.000200	< 0.000200	< 0.000200	< 0.000200	< 0.000200	< 0.000200	< 0.000200	< 0.000200	< 0.000200	< 0.000200
Fluorene	0.28	1.4	NS	< 0.000100	< 0.000100	< 0.000100	< 0.000100	< 0.000100	< 0.000100	< 0.000100	< 0.000100	< 0.000100	< 0.000100	< 0.000100	< 0.000100
Indeno(1,2,3-cd)pyrene	0.00043	0.00215	NS	< 0.000100	< 0.000100	< 0.000100	< 0.000100	< 0.000100	< 0.000100	< 0.000100	< 0.000100	< 0.000100	< 0.000100	< 0.000100	< 0.000100
Naphthalene	0.14	0.22	0.075	< 0.000200	0.0162	< 0.000200	< 0.000200	< 0.000200	< 0.000200	< 0.000200	0.000206	< 0.000200	< 0.000200	< 0.000200	< 0.000200
Phenanthrene	0.21	1.05	NS	< 0.000400	< 0.000400	< 0.000400	< 0.000400	< 0.000400	< 0.000400	< 0.000400	< 0.000400	< 0.000400	< 0.000400	< 0.000400	< 0.000400
Pyrene	0.21	1.05	NS	< 0.000100	< 0.000100	< 0.000100	< 0.000100	< 0.000100	< 0.000100	< 0.000100	< 0.000100	< 0.000100	< 0.000100	< 0.000100	< 0.000100
03 - General Chemistry, mg/L															
Cyanide CN-	0.2	0.6	NS	< 0.005	0.057	0.017	0.453	0.030	0.031	< 0.005	< 0.005	< 0.005	0.031	0.032	0.036
04 - Metals, mg/L															
Arsenic	0.05	0.2	NS	< 0.0250	< 0.0250	< 0.0250	< 0.0250	< 0.0250	< 0.0250	< 0.0250	< 0.0250	< 0.0250	< 0.0250	< 0.0250	< 0.0250
Barium	2	2	NS	0.0584	0.0513	0.0774	0.160	0.156	0.0810	0.0456	0.0762	0.0901	0.0875	0.0867	0.0890
Cadmium	0.005	0.05	NS	< 0.0020	< 0.0020	< 0.0020	< 0.0020	< 0.0020	< 0.0020	< 0.0020	< 0.0020	< 0.0020	< 0.0020	< 0.0020	< 0.0020
Chromium	0.1	1	NS	< 0.0050 BU	< 0.0050 BU	< 0.0050 BU	< 0.0050 BU	< 0.0050 BU	0.0336 B	< 0.0050 BU	< 0.0050 BU	< 0.0050 BU	< 0.0050 BU	< 0.0050 BU	< 0.0050 BU
Lead	0.0075	0.1	NS	< 0.0150	< 0.0150	< 0.0150	< 0.0150	< 0.0150	< 0.0150	< 0.0150	< 0.0150	< 0.0150	< 0.0150	< 0.0150	< 0.0150
Mercury	0.002	0.01	0.053	< 0.00020 BU	< 0.00020	< 0.00020	< 0.00020	< 0.00020	< 0.00020	< 0.00020	< 0.00020	< 0.00020	< 0.00020	< 0.00020	< 0.00020 BU
Selenium	0.05	0.05	NS	< 0.0400	< 0.0400	< 0.0400	< 0.0400	< 0.0400	< 0.0400	< 0.0400	< 0.0400	< 0.0400	< 0.0400	< 0.0400	< 0.0400
Silver	0.05	NS	NS	< 0.0070	< 0.0070	< 0.0070	< 0.0070	< 0.0070	< 0.0070	< 0.0070	< 0.0070	< 0.0070	< 0.0070	< 0.0070	< 0.0070

Notes:
 < = Compound not detected at concentrations above the laboratory reporting detection limit.
 The laboratory reporting detection limit is shown.
 Empty cells = not analyzed
 N = Normal Environmental Sample
 FD = Field Duplicate Sample
 EB = Equipment Blank Sample
 TB = Trip Blank Sample
 NS = No Standard
 mg/L = milligrams per liter

Qualifiers - Inorganic:
 B = Reported value is < CRDL, but >= IDL.
 BU = Compound was found in the blank and sample; Indicates the analyte was analyzed for but not detected.
 All analyses performed by TekLab.

CLASS I GROUNDWATER INGESTION = IEPA TACO Tier 1 CLASS I GROUNDWATER INGESTION.
 CLASS II GROUNDWATER INGESTION = IEPA TACO Tier 1 CLASS II GROUNDWATER INGESTION.
 GW INHALATION DIFFUSION & ADVECTION RESIDENTIAL = IEPA TACO Tier 1 GW INHALATION DIFFUSION & ADVECTION RESIDENTIAL.
 Non-TACO Class I and Class II Groundwater Objectives applied for Acenaphthylene, Benzo(g,h,i)perylene, and Phenanthrene. (Revision Date 3/31/2016)

TABLE 2
Summary of Analytical Results
June 2018
Ameren - Champaign FMGP Site
Champaign, Illinois

Location Group				01 - Shallow Wells (Class 2 Groundwater Ingestion)								
Location ID				UMW-120	UMW-121	UMW-122	UMW-123	UMW-124	UMW-125	UMW-126	UMW-126	UMW-127
Sample Date				06/26/2018	06/27/2018	06/26/2018	06/26/2018	06/25/2018	06/27/2018	06/27/2018	06/27/2018	06/27/2018
Sample Type				N	N	N	N	N	N	N	FD (Dup 2)	N
Analyte	CLASS I GROUNDWATER INGESTION	CLASS II GROUNDWATER INGESTION	GW INHALATION DIFFUSION & ADVECTION RES									
01 - BTEX, mg/L												
Benzene	0.005	0.025	0.11	< 0.0005	< 0.0005	< 0.0005	< 0.0005	0.0975	0.0091	0.0613	0.0605	0.0031
Ethylbenzene	0.7	1	0.37	< 0.0020	< 0.0020	< 0.0020	< 0.0020	0.0091	< 0.0020	< 0.0020	< 0.0020	< 0.0020
Toluene	1	2.5	530	< 0.0020	< 0.0020	< 0.0020	< 0.0020	0.0469	< 0.0020	< 0.0020	< 0.0020	< 0.0020
Xylene, Total	10	10	30	< 0.0020	< 0.0020	< 0.0020	< 0.0020	0.0240	< 0.0020	< 0.0020	< 0.0020	< 0.0020
02 - PAH, mg/L												
Acenaphthene	0.42	2.1	NS	< 0.000100	< 0.000100	< 0.000100	< 0.000100	0.000486	< 0.000100	< 0.000100	< 0.000100	0.000220
Acenaphthylene	0.21	1.05	NS	< 0.000100	< 0.000100	< 0.000100	< 0.000100	0.000272	< 0.000100	< 0.000100	< 0.000100	< 0.000100
Anthracene	2.1	10.5	NS	< 0.000100	< 0.000100	< 0.000100	< 0.000100	< 0.000100	< 0.000100	< 0.000100	< 0.000100	< 0.000100
Benzo(a)anthracene	0.00013	0.00065	NS	< 0.000100	< 0.000100	< 0.000100	< 0.000100	< 0.000100	< 0.000100	< 0.000100	< 0.000100	< 0.000100
Benzo(a)pyrene	0.0002	0.002	NS	< 0.000100	< 0.000100	< 0.000100	< 0.000100	< 0.000100	< 0.000100	< 0.000100	< 0.000100	< 0.000100
Benzo(b)fluoranthene	0.00018	0.0009	NS	< 0.000100	< 0.000100	< 0.000100	< 0.000100	< 0.000100	< 0.000100	< 0.000100	< 0.000100	< 0.000100
Benzo(g,h,i)perylene	0.21	1.05	NS	< 0.000100	< 0.000100	< 0.000100	< 0.000100	< 0.000100	< 0.000100	< 0.000100	< 0.000100	< 0.000100
Benzo(k)fluoranthene	0.00017	0.00085	NS	< 0.000100	< 0.000100	< 0.000100	< 0.000100	< 0.000100	< 0.000100	< 0.000100	< 0.000100	< 0.000100
Chrysene	0.0015	0.0075	NS	< 0.000100	< 0.000100	< 0.000100	< 0.000100	< 0.000100	< 0.000100	< 0.000100	< 0.000100	< 0.000100
Dibenzo(a,h)anthracene	0.0003	0.0015	NS	< 0.000100	< 0.000100	< 0.000100	< 0.000100	< 0.000100	< 0.000100	< 0.000100	< 0.000100	< 0.000100
Fluoranthene	0.28	1.4	NS	< 0.000200	< 0.000200	< 0.000200	< 0.000200	< 0.000200	< 0.000200	< 0.000200	< 0.000200	< 0.000200
Fluorene	0.28	1.4	NS	< 0.000100	< 0.000100	< 0.000100	< 0.000100	0.000179	< 0.000100	< 0.000100	< 0.000100	0.000176
Indeno(1,2,3-cd)pyrene	0.00043	0.00215	NS	< 0.000100	< 0.000100	< 0.000100	< 0.000100	< 0.000100	< 0.000100	< 0.000100	< 0.000100	< 0.000100
Naphthalene	0.14	0.22	0.075	< 0.000200	< 0.000200	< 0.000200	< 0.000200	0.0449	0.000748	< 0.000200	0.000284	0.00192
Phenanthrene	0.21	1.05	NS	< 0.000400	< 0.000400	< 0.000400	< 0.000400	< 0.000400	< 0.000400	< 0.000400	< 0.000400	0.000449
Pyrene	0.21	1.05	NS	< 0.000100	< 0.000100	< 0.000100	< 0.000100	< 0.000100	< 0.000100	< 0.000100	< 0.000100	< 0.000100
03 - General Chemistry, mg/L												
Cyanide CN-	0.2	0.6	NS	< 0.005	0.141	0.031	< 0.005	0.010	0.038	< 0.005	< 0.005	< 0.005
04 - Metals, mg/L												
Arsenic	0.05	0.2	NS	< 0.0250	< 0.0250	< 0.0250	< 0.0250	< 0.0250	< 0.0250	< 0.0250	< 0.0250	< 0.0250
Barium	2	2	NS	0.0699	0.147	0.0352	0.0216	0.0265	0.0212	0.0266	0.0260	0.176
Cadmium	0.005	0.05	NS	< 0.0020	< 0.0020	< 0.0020	< 0.0020	< 0.0020	0.0032	< 0.0020	< 0.0020	< 0.0020
Chromium	0.1	1	NS	< 0.0050 BU	< 0.0050 BU	< 0.0050 BU	< 0.0050 BU	< 0.0050 BU	< 0.0050 BU	< 0.0050 BU	< 0.0050 BU	< 0.0050 BU
Lead	0.0075	0.1	NS	< 0.0150	< 0.0150	< 0.0150	< 0.0150	< 0.0150	< 0.0150	< 0.0150	< 0.0150	< 0.0150
Mercury	0.002	0.01	0.053	< 0.00020	< 0.00020	< 0.00020	< 0.00020	< 0.00020	< 0.00020	< 0.00020	< 0.00020	< 0.00020
Selenium	0.05	0.05	NS	< 0.0400	< 0.0400	< 0.0400	< 0.0400	< 0.0400	< 0.0400	< 0.0400	< 0.0400	< 0.0400
Silver	0.05	NS	NS	< 0.0070	< 0.0070	< 0.0070	< 0.0070	< 0.0070	< 0.0070	< 0.0070	< 0.0070	< 0.0070

Notes:
 < = Compound not detected at concentrations above the laboratory reporting detection limit.
 The laboratory reporting detection limit is shown.
 Empty cells = not analyzed
 N = Normal Environmental Sample
 FD = Field Duplicate Sample
 EB = Equipment Blank Sample
 TB = Trip Blank Sample
 NS = No Standard
 mg/L = milligrams per liter

Qualifiers - Inorganic:
 B = Reported value is < CRDL, but >= IDL.
 BU = Compound was found in the blank and sample; Indicates the analyte was analyzed for but not detected.
 All analyses performed by TekLab.

CLASS I GROUNDWATER INGESTION = IEPA TACO Tier 1 CLASS I GROUNDWATER INGESTION.
 CLASS II GROUNDWATER INGESTION = IEPA TACO Tier 1 CLASS II GROUNDWATER INGESTION.
 GW INHALATION DIFFUSION & ADVECTION RESIDENTIAL = IEPA TACO Tier 1 GW INHALATION DIFFUSION & ADVECTION RESIDENTIAL.
 Non-TACO Class I and Class II Groundwater Objectives applied for Acenaphthylene, Benzo(g,h,i)perylene, and Phenanthrene. (Revision Date 3/31/2016)

TABLE 2
 Summary of Analytical Results
 June 2018
 Ameren - Champaign FMGP Site
 Champaign, Illinois

Location Group				02 - Intermediate Wells (Class 1 Groundwater Ingestion)										03 - Field Quality Control	
Location ID				UMW-300	UMW-301R	UMW-302	UMW-302	UMW-303	UMW-304R	UMW-305	UMW-306	UMW-307	UMW-308	Equipment Blank	Trip Blank
Sample Date				06/26/2018	06/27/2018	06/27/2018	06/27/2018	06/25/2018	06/27/2018	06/26/2018	06/26/2018	06/26/2018	06/27/2018	06/28/2018	
Sample Type				N	N	N	FD (Dup 3)	N	N	N	N	N	N	N	
Analyte	CLASS I GROUNDWATER INGESTION	CLASS II GROUNDWATER INGESTION	GW INHALATION DIFFUSION & ADVECTION RES												
01 - BTEX, mg/L															
Benzene	0.005	0.025	0.11	< 0.0005	< 0.0005	0.407	0.417	< 0.0005	< 0.0005	< 0.0005	< 0.0005	< 0.0005	< 0.0005	< 0.0005	
Ethylbenzene	0.7	1	0.37	< 0.0020	< 0.0020	0.703	< 0.0020	< 0.0020	< 0.0020	< 0.0020	< 0.0020	< 0.0020	< 0.0020	< 0.0020	
Toluene	1	2.5	530	< 0.0020	< 0.0020	< 0.0200	0.0088	< 0.0020	< 0.0020	< 0.0020	< 0.0020	< 0.0020	< 0.0020	< 0.0020	
Xylene, Total	10	10	30	< 0.0020	< 0.0020	0.175	0.221	< 0.0020	< 0.0020	< 0.0020	< 0.0020	< 0.0020	< 0.0020	< 0.0020	
02 - PAH, mg/L															
Acenaphthene	0.42	2.1	NS	< 0.000100	0.00411	0.000349	0.000343	0.000111	0.000486	< 0.000100	< 0.000100	< 0.000100	< 0.000100	< 0.000100	
Acenaphthylene	0.21	1.05	NS	< 0.000100	0.00488	0.000474	0.000470	< 0.000100	0.00108	< 0.000100	< 0.000100	< 0.000100	< 0.000100	< 0.000100	
Anthracene	2.1	10.5	NS	< 0.000100	< 0.000100	< 0.000100	< 0.000100	< 0.000100	< 0.000100	< 0.000100	< 0.000100	< 0.000100	< 0.000100	< 0.000100	
Benzo(a)anthracene	0.00013	0.00065	NS	< 0.000100	< 0.000100	< 0.000100	< 0.000100	< 0.000100	< 0.000100	< 0.000100	< 0.000100	< 0.000100	< 0.000100	< 0.000100	
Benzo(a)pyrene	0.0002	0.002	NS	< 0.000100	< 0.000100	< 0.000100	< 0.000100	< 0.000100	< 0.000100	< 0.000100	< 0.000100	< 0.000100	< 0.000100	< 0.000100	
Benzo(b)fluoranthene	0.00018	0.0009	NS	< 0.000100	< 0.000100	< 0.000100	< 0.000100	< 0.000100	< 0.000100	< 0.000100	< 0.000100	< 0.000100	< 0.000100	< 0.000100	
Benzo(g,h,i)perylene	0.21	1.05	NS	< 0.000100	< 0.000100	< 0.000100	< 0.000100	< 0.000100	< 0.000100	< 0.000100	< 0.000100	< 0.000100	< 0.000100	< 0.000100	
Benzo(k)fluoranthene	0.00017	0.00085	NS	< 0.000100	< 0.000100	< 0.000100	< 0.000100	< 0.000100	< 0.000100	< 0.000100	< 0.000100	< 0.000100	< 0.000100	< 0.000100	
Chrysene	0.0015	0.0075	NS	< 0.000100	< 0.000100	< 0.000100	< 0.000100	< 0.000100	< 0.000100	< 0.000100	< 0.000100	< 0.000100	< 0.000100	< 0.000100	
Dibenzo(a,h)anthracene	0.0003	0.0015	NS	< 0.000100	< 0.000100	< 0.000100	< 0.000100	< 0.000100	< 0.000100	< 0.000100	< 0.000100	< 0.000100	< 0.000100	< 0.000100	
Fluoranthene	0.28	1.4	NS	< 0.000200	< 0.000200	< 0.000200	< 0.000200	< 0.000200	< 0.000200	< 0.000200	< 0.000200	< 0.000200	< 0.000200	< 0.000200	
Fluorene	0.28	1.4	NS	< 0.000100	0.000241	< 0.000100	< 0.000100	< 0.000100	< 0.000100	< 0.000100	< 0.000100	< 0.000100	< 0.000100	< 0.000100	
Indeno(1,2,3-cd)pyrene	0.00043	0.00215	NS	< 0.000100	< 0.000100	< 0.000100	< 0.000100	< 0.000100	< 0.000100	< 0.000100	< 0.000100	< 0.000100	< 0.000100	< 0.000100	
Naphthalene	0.14	0.22	0.075	< 0.000200	0.000294	1.96	2.28	< 0.000200	0.00576	0.000366	< 0.000200	< 0.000200	< 0.000200	0.00420	
Phenanthrene	0.21	1.05	NS	< 0.000400	< 0.000400	< 0.000400	< 0.000400	< 0.000400	< 0.000400	< 0.000400	< 0.000400	< 0.000400	< 0.000400	< 0.000400	
Pyrene	0.21	1.05	NS	< 0.000100	< 0.000100	< 0.000100	< 0.000100	< 0.000100	< 0.000100	< 0.000100	< 0.000100	< 0.000100	< 0.000100	< 0.000100	
03 - General Chemistry, mg/L															
Cyanide CN-	0.2	0.6	NS	< 0.005	< 0.005	0.091	0.089	< 0.005	< 0.005	0.014	0.018	0.048	0.022	< 0.005	
04 - Metals, mg/L															
Arsenic	0.05	0.2	NS	< 0.0250	< 0.0250	< 0.0250	< 0.0250	< 0.0250	< 0.0250	< 0.0250	< 0.0250	< 0.0250	< 0.0250	< 0.0250	
Barium	2	2	NS	0.0854	0.0786	0.0537	0.0554	0.0384	0.0766	0.0960	0.131	0.111	0.106	< 0.0025	
Cadmium	0.005	0.05	NS	< 0.0020	< 0.0020	< 0.0020	< 0.0020	< 0.0020	< 0.0020	< 0.0020	< 0.0020	< 0.0020	< 0.0020	< 0.0020	
Chromium	0.1	1	NS	< 0.0050 BU	< 0.0050 BU	< 0.0050 BU	< 0.0050 BU	< 0.0050 BU	< 0.0050 BU	< 0.0050 BU	< 0.0050 BU	< 0.0050 BU	< 0.0050 BU	< 0.0050 BU	
Lead	0.0075	0.1	NS	< 0.0150	< 0.0150	< 0.0150	< 0.0150	< 0.0150	< 0.0150	< 0.0150	< 0.0150	< 0.0150	< 0.0150	< 0.0150	
Mercury	0.002	0.01	0.053	< 0.00020	< 0.00020	< 0.00020	< 0.00020	< 0.00020	< 0.00020	< 0.00020	< 0.00020	< 0.00020	< 0.00020	< 0.00020	
Selenium	0.05	0.05	NS	< 0.0400	< 0.0400	< 0.0400	< 0.0400	< 0.0400	< 0.0400	< 0.0400	< 0.0400	< 0.0400	< 0.0400	< 0.0400	
Silver	0.05	NS	NS	< 0.0070	< 0.0070	< 0.0070	< 0.0070	< 0.0070	< 0.0070	< 0.0070	< 0.0070	< 0.0070	< 0.0070	< 0.0070	

Notes:
 < = Compound not detected at concentrations above the laboratory reporting detection limit.
 The laboratory reporting detection limit is shown.
 Empty cells = not analyzed
 N = Normal Environmental Sample
 FD = Field Duplicate Sample
 EB = Equipment Blank Sample
 TB = Trip Blank Sample
 NS = No Standard
 mg/L = milligrams per liter

Qualifiers - Inorganic:
 B = Reported value is < CRDL, but >= IDL.
 BU = Compound was found in the blank and sample; Indicates the analyte was analyzed for but not detected.
 All analyses performed by TekLab.

CLASS I GROUNDWATER INGESTION = IEPA TACO Tier 1 CLASS I GROUNDWATER INGESTION.
 CLASS II GROUNDWATER INGESTION = IEPA TACO Tier 1 CLASS II GROUNDWATER INGESTION.
 GW INHALATION DIFFUSION & ADVECTION RESIDENTIAL = IEPA TACO Tier 1 GW INHALATION DIFFUSION & ADVECTION RESIDENTIAL.
 Non-TACO Class I and Class II Groundwater Objectives applied for Acenaphthylene, Benzo(g,h,i)perylene, and Phenanthrene. (Revision Date 3/31/2016)

Attachment 1

Laboratory Analytical Report

**Memo**

To	Lacy Smith
From	Sandra Mulhearn
Date	4 October 2018
Job No.	0466251
Subject	Data Review of Ameren Champaign June Groundwater Monitoring Data Collected June 2018 Teklab, Inc. –Data Package 18061924

The quality of the data was assessed and any necessary qualifiers were applied following the *USEPA National Functional Guidelines Superfund Organics Data Review*, January 2017 and *USEPA National Functional Guidelines for Inorganic Superfund Methods Data Review*, January 2017.

ERM reviewed data from for compliance with the following quality assurance/quality control (QA/QC) and method-prescribed criteria for Stage 2B review:

- **Holding Time and Sample Preservation:** The period of time between collection of the sample and preparation/analysis of the sample is evaluated. Analyses performed for this project have method-prescribed holding times as well as temperature and chemical preservation requirements.
- **Blank Samples:** The preparation and analysis of reagent (contaminant-free) water is evaluated. Blank samples for this investigation included method, trip, field blanks, and equipment rinsates. Detections in a blank sample may indicate laboratory, transportation, or field contamination. All samples are evaluated for common laboratory contaminants during the blank evaluation.
- **Spike Samples:** The preparation and analysis of an environmental sample or a sample of reagent water spiked with a subset of target compounds at known concentrations is evaluated. The results of the spike analysis measure laboratory accuracy in the reagent sample, and results from the environmental sample spike measure potential interferences from the matrix.
- **Surrogate Spikes:** The addition of compounds similar to target compounds of interest that are added to sample aliquots for organic analysis is evaluated. Surrogate spikes measure possible interferences from the sample matrix for the analysis of target compounds.
- **Duplicate Samples:** The preparation and analysis of an additional aliquot of the sample is evaluated. The results from duplicate analysis measure potential heterogeneity of contaminants in the sample.

Stage 4 data review for 20 percent of the samples (6 samples: UMW106R-WG-20180625, UMW-124-WG-20180625, UMW-125-WG-20180627, UMW-126-WG-20180627, UMW-127-WG-20180627, and UMW-300-WG-20180626). The Stage 4 review included all of the QA/QC project and/or method-prescribed criteria for level II review plus:

- **Calibration:** The analysis of target analytes at a range of concentrations to develop a graphical plot of instrument response against the different analyte concentrations. An initial calibration curve establishes the graphical plot, and the continuing calibration verification monitors daily instrument linearity against the initial calibration.
- **Internal standards:** The addition of compounds similar to target compounds of interest that are added to sample aliquots for organic analysis. The internal standards are used to quantitatively and qualitatively evaluate retention time and response for each sample.
- **Recalculation:** Ten percent of the initial calibration, continuing calibration, internal response, surrogate percent recoveries (%R), laboratory control sample (LCS) %R, matrix spike/matrix spike duplicate (MS/MSD) %R, and all of the detected sample concentrations were recalculated.

HOLDING TIME AND PRESERVATION EVALUATION

The sample shipments were received at the laboratory within the method-prescribed temperature preservation requirements of less than 6°C. The samples were prepared and analyzed within the method-prescribed time period from the date of collection. Sample EB-01-WQ-20180627 required additional nitric acid to achieve the correct pH. One sample, UMW-307-WG-20180626, and the trip blank were received with headspace. The results are rejected (R) due to the potential loss of volatiles. The associated results are presented in Table 1.

CALIBRATION EVALUATION

Two types of calibration data were reviewed. These were initial calibration (ICAL) and continuing calibration verification (CCV/ICV). The laboratory calculated the relative standard deviation for each of the target analytes included in the ICAL. The laboratory also calculated the relative response factors (RRFs) for the analytes in the ICAL. The reported percent relative standard deviations and RRFs were compared to the method-prescribed acceptance criteria and validation criteria during the data validation. The laboratory calculated the percent difference (%D) between CCV/ICV and the ICAL. The laboratory calculated the CCV/ICV RRFs. The %Ds and RRFs were then compared to the method-prescribed acceptance criteria and validation criteria during the data validation. The ICAL and CCV/ICV results were within acceptable limits for the Level IV samples with one exception. The relative standard deviation exceeded acceptance criteria for one analyte, indeno(1,2,3-cd)pyrene. The associated non-detect results were qualified as estimated (UJ). The affected samples are presented in Table 2.

BLANK EVALUATION

The method, equipment rinse, and trip blank sample results were nondetected for each of the target analytes with limited exceptions. The method blank had a few detections, however, the associated sample results were not within ten times the blank concentrations. No data were qualified based upon method blank detections. Naphthalene was detected in the equipment blank. Associated sample results reported below this concentration were qualified as non-detect (U). The blank detections and associated qualifiers are listed in Table 2.

BLANK SPIKE EVALUATION

The laboratory control sample (LCS) and laboratory control sample duplicate (LCSD) recoveries and RPDs were within the laboratory's limits of acceptance. The LCS recoveries and RPDs indicate acceptable laboratory accuracy and precision.

MATRIX SPIKE EVALUATION

The matrix spike (MS) and matrix spike duplicate (MSD) recoveries were within the laboratory's limits of acceptance.

SURROGATE SPIKE EVALUATION

The surrogate recoveries were within acceptable limits with four exceptions. No data are qualified if the dilution factor is greater than 10. No data were qualified. The outliers are presented in Table 3.

INTERNAL STANDARD EVALUATION

The internal standard areas and recoveries were within acceptable limits.

FIELD DUPLICATE EVALUATION

Three field duplicate pairs were submitted. . ERM calculated the RPD between detected results. The USEPA has not established control criteria for field duplicate samples; therefore, sample data are not qualified on the basis of field duplicate imprecision. A list of the field duplicate detections and the calculated RPDs is provided in Table 5.

OVERALL ASSESSMENT

VOC results for one sample, UMW-307-WG-20180626, and the Trip Blank, were rejected due to headspace. All of the remaining data, including qualified data, can be used for decision-making purposes. The quality of the remaining data generated during this investigation is acceptable for the preparation of technically-defensible documents.

Table 1
Samples with Headspace
June 2018 Groundwater Monitoring
Ameren
Champaign, Illinois

Lab Package	Sample ID	Method	Holding Time	# of Days Exceeded	ERM Qualifier
18061924	UMW-307-WG-20180626	EPA 8260B	Headspace > 1mL	No headspace	R
	TB-01-WQ-201806	EPA 8260B	Headspace > 1mL	No headspace	R

Lab report reviewed: 18061924

Key:

R = Rejected result

Table 2
Calibration Results Outside of Acceptable Limits
June 2018 Groundwater Monitoring
Ameren
Champaign, Illinois

Lab Package	Calibration	Associated Sample ID	Compound	Calibration Outlier	Limit	Reported Concentration	Units	ERM Qualifier
18061924	Initial Calibration 6/19/18	UMW-102-WG-20180626	Indeno(1,2,3-cd)pyrene	28.38% RSD	<20% RSD	ND	mg/L	UJ
		UMW-105-WG20180627				ND	mg/L	UJ
		UMW-106R-WG-20180625				ND	mg/L	UJ
		UMW-107R-WG-20180627				ND	mg/L	UJ
		UMW-108-WG-20180626				ND	mg/L	UJ
		UMW-109-WG-20180626				ND	mg/L	UJ
		UMW-111-WG-20180626				ND	mg/L	UJ
		UMW-116-WG-20180625				ND	mg/L	UJ
		UMW-117-WG-20180625				ND	mg/L	UJ
		UMW-118-WG-20180626				ND	mg/L	UJ
		UMW-119-WG-20180626				ND	mg/L	UJ
		UMW-120-WG-20180626				ND	mg/L	UJ
		UMW-121-WG-20180627				ND	mg/L	UJ
		UMW-122-WG-20180626				ND	mg/L	UJ
		UMW-123-WG-20180626				ND	mg/L	UJ
		UMW-124-WG-20180625				ND	mg/L	UJ
		UMW-125-WG-20180627				ND	mg/L	UJ
		UMW-126-WG-20180627				ND	mg/L	UJ
		UMW-127-WG-20180627				ND	mg/L	UJ
		UMW-300-WG-20180626				ND	mg/L	UJ
		UMW-301R-WG-20180627				ND	mg/L	UJ
		UMW-302-WG-20180627				ND	mg/L	UJ
		UMW-303-WG-20180625				ND	mg/L	UJ
		UMW-304R-WG-20180627				ND	mg/L	UJ
		UMW-305-WG-20180626				ND	mg/L	UJ
		UMW-306-WG-20180626				ND	mg/L	UJ
		UMW-307-WG-20180626				ND	mg/L	UJ
		UMW-308-WG-20180627				ND	mg/L	UJ
DUP-001-WG-20180626	ND	mg/L	UJ					
DUP-002-WG-20180627	ND	mg/L	UJ					
DUP-003-WG-20180627	ND	mg/L	UJ					
EB-01-WQ-20180627	ND	mg/L	UJ					

Table 2
Calibration Results Outside of Acceptable Limits
June 2018 Groundwater Monitoring
Ameren
Champaign, Illinois

Lab Package	Calibration	Associated Sample ID	Compound	Calibration Outlier	Limit	Reported Concentration	Units	ERM Qualifier

Lab report reviewed: 18061924

Key:

RSD = relative standard deviation

UJ = Nondetected, estimated report limit

mg/L = Milligrams per liter

Table 3
Blank and Associated Suspect Sample Detections
June 2018 Groundwater Monitoring
Ameren
Champaign, Illinois

Lab Package	Blank ID	Associated Samples	Detected Compound	Reported Concentration	Report Limit	Units	ERM Qualifier
18061924	MBLK-143423	see below	Chromium	<RL	0.0050	mg/L	--
		--					
18061924	MBLK-143424	see below	Chromium	0.013	0.0050	mg/L	--
18061924	MBLK-143424	see below	Mercury	<RL	0.00020	mg/L	--
	EB-01-WQ-20180627	see below	Naphthalene	0.0042	0.0002	mg/L	--
18061924	--	UMW-125-WG-20180627	Naphthalene	0.000742	0.0002	mg/L	<0.000742 U
	--	UMW-127-WG-20180627	Naphthalene	0.00192	0.0002	mg/L	<0.0002 U
	--	UMW-301R-WG-20180627	Naphthalene	0.000294	0.0002	mg/L	<0.000294 U
	--	DUP-002-WG-20180627	Naphthalene	0.000284	0.0002	mg/L	<0.000284 U

Lab report reviewed: 18061924

Key:

- U = Nondetected
- RL = Reporting limit
- MBLK = Method blank
- EB = Equipment blank
- mg/L = Milligrams per liter

Table 4
Surrogate Recovery Results out of Acceptable Limits
June 2018 Groundwater Monitoring
Ameren
Champaign, Illinois

Lab Package	Sample ID	Method	Surrogate	Recovery (%)	Limit (%)	Notes	ERM Qualifier
18061924	UMW-302-WG-20180627	8270SIM	2-Fluorobiphenyl	0	10-164	DF = 1000	--
			Nitrobenzene-d5	0	10.3-142	DF = 1000	--
18061924	DUP-003-WG-20180627	8270SIM	2-Fluorobiphenyl	0	10-164	DF = 1000	--
			Nitrobenzene-d5	0	10.3-142	DF = 1000	--

Lab report reviewed: 18061924

Key:

DF = Dilution Factor

Table 5
Field Duplicate Results and Calculated Relative Percent Differences
June 2018 Groundwater Monitoring
Ameren
Champaign, Illinois

Lab Package	Primary/Duplicate Sample ID	Compound	Concentration		Report Limit		Units	RPD
			Sample	Duplicate	Sample	Duplicate		
18061924	UMW-118-WG-20180626/ DUP-001-WG-20180626	Barium	0.088	0.0867	0.0025	0.0025	mg/L	0.92
18061924	UMW-126-WG-20180627/ DUP-002-WG-20180627	Barium	0.0266	0.026	0.0025	0.0025	mg/L	2
		Naphthalene		0.000284		0.0002	mg/L	200
		Benzene	61.3	60.5	0.5	0.5	ug/L	1.3
18061924	UMW-302-WG-20180627/ DUP-003-WG-20180627	Cyanide	0.091	0.089	0.026	0.025	mg/L	2
		Barium	0.0537	0.0554	0.0025	0.0025	mg/L	3
		Acenaphthene	0.000349	0.000343	0.00010	0.00010	mg/L	1.7
		Acenaphthylene	0.000474	0.00047	0.00010	0.00010	mg/L	0.8
		Naphthalene	1.96	2.28	0.20	0.20	mg/L	15
		Benzene	407	417	5.0	5.0	ug/L	2
		Ethylbenzene	703	ND	20.0	2.00	ug/L	NC
		Toluene	ND	8.8	2.0	2.00	ug/L	NC
		Xylenes, Total	175	221	20.0	2.00	ug/L	23

Lab report reviewed: 18061924

Key:

mg/L = Milligrams per liter

µg/L = Micrograms per liter

ND = Not detected

NC = Not calculated, one result not detected

RPD = Relative percent difference



Level 4 Data Package

Work Order 18061924

ERM-ST. LOUIS

Project ID: Champaign GW 0466251

Contents

Case Narrative	1
Analytical Report	2
Cover Letter	1
Report Contents	2
Definitions	3
Case Narrative	4
Accreditations	5
Laboratory Results	6
Sample Summary	39
Dates Report	40
Quality Control Results	49
Receiving Check List	62
Chain of Custody	63
Cyanide	68
143469 PrepReport	68
143470 PrepReport	70
143513 PrepReport	72
Run_249152	73
Run_249219	96
Mercury	114
143425 PrepReport	114
143426 PrepReport	116
143472 PrepReport	118
CVAA2-180702A	119
CVAA2-180703A	128
Metals by ICP	134
143423 PrepReport	134
143424 PrepReport	136
ICP3-180702A	138
ICP4-180702A	262
SVOCs by 8270	619
Curve_S180619	619
Run_S180702A	878
Run_S180703A	982
Run_S180709A	1108
Run_S180710A	1266

VOCs by 8260	1342
Curve_T180326A	1342
Curve_T180521A	1422
Run_T180629B	1492
Run_T180629C	1670
Run_T180703A	1879

Data Package Review Form

Workorder#: 18061924 Client: ERM-ST. LOUIS
Project: Champaign GW 0466251

Analysis Reviewed	Method
Total Cyanide	SW-846 9012A
Metals by ICP	SW-846 6010B
Mercury	SW-846 7470A
Semi-Volatile Organic Compounds	SW-846 8270C
Volatile Organic Compounds	SW-846 8260B

All QC exceptions are noted in the sample narrative in the analytical report. Any additional exceptions are noted below.

No additional exceptions found

I have reviewed this data package and have found it to be complete, except as stated in the comments section above.

Quality Officer: Stacy Mathis

Date: 7/23/2018

July 11, 2018

Tom Stiegemeier
ERM
2 CityPlace Drive, Suite 70
St. Louis, MO 63141
TEL: (314) 682-3980
FAX:



RE: Champaign GW 0466251

WorkOrder: 18061924

Dear Tom Stiegemeier:

TEKLAB, INC received 33 samples on 6/28/2018 2:50:00 PM for the analysis presented in the following report.

Samples are analyzed on an as received basis unless otherwise requested and documented. The sample results contained in this report relate only to the requested analytes of interest as directed on the chain of custody. NELAP accredited fields of testing are indicated by the letters NELAP under the Certification column. Unless otherwise documented within this report, Teklab Inc. analyzes samples utilizing the most current methods in compliance with 40CFR. All tests are performed in the Collinsville, IL laboratory unless otherwise noted in the Case Narrative.

All quality control criteria applicable to the test methods employed for this project have been satisfactorily met and are in accordance with NELAP except where noted. The following report shall not be reproduced, except in full, without the written approval of Teklab, Inc.

If you have any questions regarding these tests results, please feel free to call.

Sincerely,



Michael L. Austin
Project Manager
(618)344-1004 ex 16
MAustin@teklabinc.com



Report Contents

<http://www.teklabinc.com/>

Client: ERM

Work Order: 18061924

Client Project: Champaign GW 0466251

Report Date: 11-Jul-18

This reporting package includes the following:

Cover Letter	1
Report Contents	2
Definitions	3
Case Narrative	4
Accreditations	5
Laboratory Results	6
Sample Summary	39
Dates Report	40
Quality Control Results	49
Receiving Check List	62
Chain of Custody	Appended

Client: ERM

Work Order: 18061924

Client Project: Champaign GW 0466251

Report Date: 11-Jul-18

Abbr Definition

- * Analytes on report marked with an asterisk are not NELAP accredited
- CCV Continuing calibration verification is a check of a standard to determine the state of calibration of an instrument between recalibration.
- CRQL A Client Requested Quantitation Limit is a reporting limit that varies according to customer request. The CRQL may not be less than the MDL.
- DF Dilution factor is the dilution performed during analysis only and does not take into account any dilutions made during sample preparation. The reported result is final and includes all dilution factors.
- DNI Did not ignite
- DUP Laboratory duplicate is a replicate aliquot prepared under the same laboratory conditions and independently analyzed to obtain a measure of precision.
- ICV Initial calibration verification is a check of a standard to determine the state of calibration of an instrument before sample analysis is initiated.
- IDPH IL Dept. of Public Health
- LCS Laboratory control sample is a sample matrix, free from the analytes of interest, spiked with verified known amounts of analytes and analyzed exactly like a sample to establish intra-laboratory or analyst specific precision and bias or to assess the performance of all or a portion of the measurement system.
- LCSD Laboratory control sample duplicate is a replicate laboratory control sample that is prepared and analyzed in order to determine the precision of the approved test method. The acceptable recovery range is listed in the QC Package (provided upon request).
- MBLK Method blank is a sample of a matrix similar to the batch of associated sample (when available) that is free from the analytes of interest and is processed simultaneously with and under the same conditions as samples through all steps of the analytical procedures, and in which no target analytes or interferences should present at concentrations that impact the analytical results for sample analyses.
- MDL "The method detection limit is defined as the minimum measured concentration of a substance that can be reported with 99% confidence that the measured concentration is distinguishable from method blank results."
- MS Matrix spike is an aliquot of matrix fortified (spiked) with known quantities of specific analytes that is subjected to the entire analytical procedures in order to determine the effect of the matrix on an approved test method's recovery system. The acceptable recovery range is listed in the QC Package (provided upon request).
- MSD Matrix spike duplicate means a replicate matrix spike that is prepared and analyzed in order to determine the precision of the approved test method. The acceptable recovery range is listed in the QC Package (provided upon request).
- MW Molecular weight
- ND Not Detected at the Reporting Limit
- NELAP NELAP Accredited
- PQL Practical quantitation limit means the lowest level that can be reliably achieved within specified limits of precision and accuracy during routine laboratory operation conditions.
- RL The reporting limit the lowest level that the data is displayed in the final report. The reporting limit may vary according to customer request or sample dilution. The reporting limit may not be less than the MDL.
- RPD Relative percent difference is a calculated difference between two recoveries (ie. MS/MSD). The acceptable recovery limit is listed in the QC Package (provided upon request).
- SPK The spike is a known mass of target analyte added to a blank sample or sub-sample; used to determine recovery deficiency or for other quality control purposes.
- Surr Surrogates are compounds which are similar to the analytes of interest in chemical composition and behavior in the analytical process, but which are not normally found in environmental samples.
- TIC Tentatively identified compound: Analytes tentatively identified in the sample by using a library search. Only results not in the calibration standard will be reported as tentatively identified compounds. Results for tentatively identified compounds that are not present in the calibration standard, but are assigned a specific chemical name based upon the library search, are calculated using total peak areas from reconstructed ion chromatograms and a response factor of one. The nearest Internal Standard is used for the calculation. The results of any TICs must be considered estimated, and are flagged with a "T". If the estimated result is above the calibration range it is flagged "ET"
- TNTC Too numerous to count (> 200 CFU)

Qualifiers

- | | |
|--|--|
| # - Unknown hydrocarbon | B - Analyte detected in associated Method Blank |
| C - RL shown is a Client Requested Quantitation Limit | E - Value above quantitation range |
| H - Holding times exceeded | I - Associated internal standard was outside method criteria |
| M - Manual Integration used to determine area response | ND - Not Detected at the Reporting Limit |
| R - RPD outside accepted recovery limits | S - Spike Recovery outside recovery limits |
| T - TIC(Tentatively identified compound) | X - Value exceeds Maximum Contaminant Level |



Case Narrative

<http://www.teklabinc.com/>

Client: ERM

Work Order: 18061924

Client Project: Champaign GW 0466251

Report Date: 11-Jul-18

Cooler Receipt Temp: 2.27 °C

Locations

Collinsville

Address 5445 Horseshoe Lake Road
Collinsville, IL 62234-7425
Phone (618) 344-1004
Fax (618) 344-1005
Email jhriley@teklabinc.com

Collinsville Air

Address 5445 Horseshoe Lake Road
Collinsville, IL 62234-7425
Phone (618) 344-1004
Fax (618) 344-1005
Email EHurley@teklabinc.com

Springfield

Address 3920 Pintail Dr
Springfield, IL 62711-9415
Phone (217) 698-1004
Fax (217) 698-1005
Email KKlostermann@teklabinc.com

Chicago

Address 1319 Butterfield Rd.
Downers Grove, IL 60515
Phone (630) 324-6855
Fax
Email arenner@teklabinc.com

Kansas City

Address 8421 Nieman Road
Lenexa, KS 66214
Phone (913) 541-1998
Fax (913) 541-1998
Email jhriley@teklabinc.com

Client: ERM

Work Order: 18061924

Client Project: Champaign GW 0466251

Report Date: 11-Jul-18

State	Dept	Cert #	NELAP	Exp Date	Lab
Illinois	IEPA	100226	NELAP	1/31/2019	Collinsville
Kansas	KDHE	E-10374	NELAP	4/30/2019	Collinsville
Louisiana	LDEQ	166493	NELAP	6/30/2019	Collinsville
Louisiana	LDEQ	166578	NELAP	6/30/2019	Collinsville
Texas	TCEQ	T104704515-12-1	NELAP	7/31/2018	Collinsville
Arkansas	ADEQ	88-0966		3/14/2019	Collinsville
Illinois	IDPH	17584		5/31/2019	Collinsville
Indiana	ISDH	C-IL-06		1/31/2019	Collinsville
Kentucky	KDEP	98006		12/31/2018	Collinsville
Kentucky	UST	0073		1/31/2019	Collinsville
Louisiana	LDPH	LA170027		12/31/2018	Collinsville
Missouri	MDNR	930		1/31/2019	Collinsville
Missouri	MDNR	00930		5/31/2019	Collinsville
Oklahoma	ODEQ	9978		8/31/2018	Collinsville
Tennessee	TDEC	04905		1/31/2019	Collinsville

Client: ERM
 Client Project: Champaign GW 0466251
 Lab ID: 18061924-001
 Matrix: GROUNDWATER

Work Order: 18061924
 Report Date: 11-Jul-18
 Client Sample ID: UMW-102-WG-20180626
 Collection Date: 06/26/2018 13:30

Analyses	Certification	RL	Qual	Result	Units	DF	Date Analyzed	Batch
SW-846 9012A (TOTAL)								
Cyanide	NELAP	0.005		< 0.005	mg/L	1	07/03/2018 13:08	143470
SW-846 3005A, 6010B, METALS BY ICP (TOTAL)								
Arsenic	NELAP	0.0250		< 0.0250	mg/L	1	07/02/2018 17:59	143423
Barium	NELAP	0.0025		0.0584	mg/L	1	07/02/2018 17:59	143423
Cadmium	NELAP	0.0020		< 0.0020	mg/L	1	07/02/2018 17:59	143423
Chromium	NELAP	0.0050	B	< 0.0050	mg/L	1	07/02/2018 17:59	143423
Lead	NELAP	0.0150		< 0.0150	mg/L	1	07/02/2018 17:59	143423
Selenium	NELAP	0.0400		< 0.0400	mg/L	1	07/02/2018 17:59	143423
Silver	NELAP	0.0070		< 0.0070	mg/L	1	07/02/2018 17:59	143423
<i>Contamination present in the MBLK for Cr. Sample results below the reporting limit are reportable per the TNI Standard.</i>								
SW-846 7470A (TOTAL)								
Mercury	NELAP	0.00020	B	< 0.00020	mg/L	1	07/03/2018 8:19	143472
<i>Contamination present in the MBLK for Hg. Sample results below the reporting limit are reportable per the TNI Standard.</i>								
SW-846 3510C,8270C, SEMI-VOLATILE ORGANIC COMPOUNDS								
Acenaphthene	NELAP	0.000100		ND	mg/L	1	07/02/2018 18:28	143449
Acenaphthylene	NELAP	0.000100		ND	mg/L	1	07/02/2018 18:28	143449
Anthracene	NELAP	0.000100		ND	mg/L	1	07/02/2018 18:28	143449
Benzo(a)anthracene	NELAP	0.000100		ND	mg/L	1	07/02/2018 18:28	143449
Benzo(a)pyrene	NELAP	0.000100		ND	mg/L	1	07/02/2018 18:28	143449
Benzo(b)fluoranthene	NELAP	0.000100		ND	mg/L	1	07/02/2018 18:28	143449
Benzo(g,h,i)perylene	NELAP	0.000100		ND	mg/L	1	07/02/2018 18:28	143449
Benzo(k)fluoranthene	NELAP	0.000100		ND	mg/L	1	07/02/2018 18:28	143449
Chrysene	NELAP	0.000100		ND	mg/L	1	07/02/2018 18:28	143449
Dibenzo(a,h)anthracene	NELAP	0.000100		ND	mg/L	1	07/02/2018 18:28	143449
Fluoranthene	NELAP	0.000200		ND	mg/L	1	07/02/2018 18:28	143449
Fluorene	NELAP	0.000100		ND	mg/L	1	07/02/2018 18:28	143449
Indeno(1,2,3-cd)pyrene	NELAP	0.000100		ND	mg/L	1	07/02/2018 18:28	143449
Naphthalene	NELAP	0.000200		ND	mg/L	1	07/02/2018 18:28	143449
Phenanthrene	NELAP	0.000400		ND	mg/L	1	07/02/2018 18:28	143449
Pyrene	NELAP	0.000100		ND	mg/L	1	07/02/2018 18:28	143449
Surr: 2-Fluorobiphenyl	*	10-164		74.6	%REC	1	07/02/2018 18:28	143449
Surr: Nitrobenzene-d5	*	10.3-142		66.7	%REC	1	07/02/2018 18:28	143449
Surr: p-Terphenyl-d14	*	47.1-148		108.4	%REC	1	07/02/2018 18:28	143449
SW-846 5030, 8260B, VOLATILE ORGANIC COMPOUNDS BY GC/MS								
Benzene	NELAP	0.5		ND	µg/L	1	06/29/2018 23:27	143457
Ethylbenzene	NELAP	2.0		ND	µg/L	1	06/29/2018 23:27	143457
Toluene	NELAP	2.0		ND	µg/L	1	06/29/2018 23:27	143457
Xylenes, Total	NELAP	2.0		ND	µg/L	1	06/29/2018 23:27	143457
Surr: 1,2-Dichloroethane-d4	*	79.6-118		98.8	%REC	1	06/29/2018 23:27	143457
Surr: 4-Bromofluorobenzene	*	83.9-115		99.8	%REC	1	06/29/2018 23:27	143457
Surr: Dibromofluoromethane	*	84.9-113		99.6	%REC	1	06/29/2018 23:27	143457
Surr: Toluene-d8	*	86.7-112		99.1	%REC	1	06/29/2018 23:27	143457



Laboratory Results

<http://www.teklabinc.com/>

Client: ERM
 Client Project: Champaign GW 0466251
 Lab ID: 18061924-002
 Matrix: GROUNDWATER

Work Order: 18061924
 Report Date: 11-Jul-18
 Client Sample ID: UMW-105-WG20180627
 Collection Date: 06/27/2018 14:55

Analyses	Certification	RL	Qual	Result	Units	DF	Date Analyzed	Batch
SW-846 9012A (TOTAL)								
Cyanide	NELAP	0.010		0.057	mg/L	2	07/03/2018 16:29	143470
SW-846 3005A, 6010B, METALS BY ICP (TOTAL)								
Arsenic	NELAP	0.0250		< 0.0250	mg/L	1	07/02/2018 17:41	143423
Barium	NELAP	0.0025		0.0513	mg/L	1	07/02/2018 17:41	143423
Cadmium	NELAP	0.0020		< 0.0020	mg/L	1	07/02/2018 17:41	143423
Chromium	NELAP	0.0050	B	< 0.0050	mg/L	1	07/02/2018 17:41	143423
Lead	NELAP	0.0150		< 0.0150	mg/L	1	07/02/2018 17:41	143423
Selenium	NELAP	0.0400		< 0.0400	mg/L	1	07/02/2018 17:41	143423
Silver	NELAP	0.0070		< 0.0070	mg/L	1	07/02/2018 17:41	143423
<i>Contamination present in the MBLK for Cr. Sample results below the reporting limit are reportable per the TNI Standard.</i>								
SW-846 7470A (TOTAL)								
Mercury	NELAP	0.00020		< 0.00020	mg/L	1	07/02/2018 10:06	143425
SW-846 3510C,8270C, SEMI-VOLATILE ORGANIC COMPOUNDS								
Acenaphthene	NELAP	0.000100		ND	mg/L	1	07/03/2018 10:19	143449
Acenaphthylene	NELAP	0.000100		ND	mg/L	1	07/03/2018 10:19	143449
Anthracene	NELAP	0.000100		ND	mg/L	1	07/03/2018 10:19	143449
Benzo(a)anthracene	NELAP	0.000100		ND	mg/L	1	07/03/2018 10:19	143449
Benzo(a)pyrene	NELAP	0.000100		ND	mg/L	1	07/03/2018 10:19	143449
Benzo(b)fluoranthene	NELAP	0.000100		ND	mg/L	1	07/03/2018 10:19	143449
Benzo(g,h,i)perylene	NELAP	0.000100		ND	mg/L	1	07/03/2018 10:19	143449
Benzo(k)fluoranthene	NELAP	0.000100		ND	mg/L	1	07/03/2018 10:19	143449
Chrysene	NELAP	0.000100		ND	mg/L	1	07/03/2018 10:19	143449
Dibenzo(a,h)anthracene	NELAP	0.000100		ND	mg/L	1	07/03/2018 10:19	143449
Fluoranthene	NELAP	0.000200		ND	mg/L	1	07/03/2018 10:19	143449
Fluorene	NELAP	0.000100		ND	mg/L	1	07/03/2018 10:19	143449
Indeno(1,2,3-cd)pyrene	NELAP	0.000100		ND	mg/L	1	07/03/2018 10:19	143449
Naphthalene	NELAP	0.00500		0.0162	mg/L	25	07/10/2018 12:34	143449
Phenanthrene	NELAP	0.000400		ND	mg/L	1	07/03/2018 10:19	143449
Pyrene	NELAP	0.000100		ND	mg/L	1	07/03/2018 10:19	143449
Surr: 2-Fluorobiphenyl	*	10-164		57.8	%REC	1	07/03/2018 10:19	143449
Surr: Nitrobenzene-d5	*	10.3-142		51.6	%REC	1	07/03/2018 10:19	143449
Surr: p-Terphenyl-d14	*	47.1-148		77.8	%REC	1	07/03/2018 10:19	143449
SW-846 5030, 8260B, VOLATILE ORGANIC COMPOUNDS BY GC/MS								
Benzene	NELAP	0.5		ND	µg/L	1	06/29/2018 23:55	143457
Ethylbenzene	NELAP	2.0		4.0	µg/L	1	06/29/2018 23:55	143457
Toluene	NELAP	2.0		ND	µg/L	1	06/29/2018 23:55	143457
Xylenes, Total	NELAP	2.0		ND	µg/L	1	06/29/2018 23:55	143457
Surr: 1,2-Dichloroethane-d4	*	79.6-118		99.6	%REC	1	06/29/2018 23:55	143457
Surr: 4-Bromofluorobenzene	*	83.9-115		102.1	%REC	1	06/29/2018 23:55	143457
Surr: Dibromofluoromethane	*	84.9-113		100.4	%REC	1	06/29/2018 23:55	143457
Surr: Toluene-d8	*	86.7-112		100.4	%REC	1	06/29/2018 23:55	143457

Client: ERM
 Client Project: Champaign GW 0466251
 Lab ID: 18061924-003
 Matrix: GROUNDWATER

Work Order: 18061924
 Report Date: 11-Jul-18
 Client Sample ID: UMW-106R-WG-20180625
 Collection Date: 06/25/2018 17:50

Analyses	Certification	RL	Qual	Result	Units	DF	Date Analyzed	Batch
SW-846 9012A (TOTAL)								
Cyanide	NELAP	0.005		0.017	mg/L	1	07/03/2018 13:30	143470
SW-846 3005A, 6010B, METALS BY ICP (TOTAL)								
Arsenic	NELAP	0.0250		< 0.0250	mg/L	1	07/02/2018 17:45	143423
Barium	NELAP	0.0025		0.0774	mg/L	1	07/02/2018 17:45	143423
Cadmium	NELAP	0.0020		< 0.0020	mg/L	1	07/02/2018 17:45	143423
Chromium	NELAP	0.0050	B	< 0.0050	mg/L	1	07/02/2018 17:45	143423
Lead	NELAP	0.0150		< 0.0150	mg/L	1	07/02/2018 17:45	143423
Selenium	NELAP	0.0400		< 0.0400	mg/L	1	07/02/2018 17:45	143423
Silver	NELAP	0.0070		< 0.0070	mg/L	1	07/02/2018 17:45	143423
<i>Contamination present in the MBLK for Cr. Sample results below the reporting limit are reportable per the TNI Standard.</i>								
SW-846 7470A (TOTAL)								
Mercury	NELAP	0.00020		< 0.00020	mg/L	1	07/02/2018 10:08	143425
SW-846 3510C,8270C, SEMI-VOLATILE ORGANIC COMPOUNDS								
Acenaphthene	NELAP	0.000100		ND	mg/L	1	07/02/2018 20:21	143449
Acenaphthylene	NELAP	0.000100		ND	mg/L	1	07/02/2018 20:21	143449
Anthracene	NELAP	0.000100		ND	mg/L	1	07/02/2018 20:21	143449
Benzo(a)anthracene	NELAP	0.000100		ND	mg/L	1	07/02/2018 20:21	143449
Benzo(a)pyrene	NELAP	0.000100		ND	mg/L	1	07/02/2018 20:21	143449
Benzo(b)fluoranthene	NELAP	0.000100		ND	mg/L	1	07/02/2018 20:21	143449
Benzo(g,h,i)perylene	NELAP	0.000100		ND	mg/L	1	07/02/2018 20:21	143449
Benzo(k)fluoranthene	NELAP	0.000100		ND	mg/L	1	07/02/2018 20:21	143449
Chrysene	NELAP	0.000100		ND	mg/L	1	07/02/2018 20:21	143449
Dibenzo(a,h)anthracene	NELAP	0.000100		ND	mg/L	1	07/02/2018 20:21	143449
Fluoranthene	NELAP	0.000200		ND	mg/L	1	07/02/2018 20:21	143449
Fluorene	NELAP	0.000100		ND	mg/L	1	07/02/2018 20:21	143449
Indeno(1,2,3-cd)pyrene	NELAP	0.000100		ND	mg/L	1	07/02/2018 20:21	143449
Naphthalene	NELAP	0.000200		ND	mg/L	1	07/02/2018 20:21	143449
Phenanthrene	NELAP	0.000400		ND	mg/L	1	07/02/2018 20:21	143449
Pyrene	NELAP	0.000100		ND	mg/L	1	07/02/2018 20:21	143449
Surr: 2-Fluorobiphenyl	*	10-164		81.9	%REC	1	07/02/2018 20:21	143449
Surr: Nitrobenzene-d5	*	10.3-142		69.3	%REC	1	07/02/2018 20:21	143449
Surr: p-Terphenyl-d14	*	47.1-148		112.7	%REC	1	07/02/2018 20:21	143449
SW-846 5030, 8260B, VOLATILE ORGANIC COMPOUNDS BY GC/MS								
Benzene	NELAP	0.5		ND	µg/L	1	06/30/2018 0:22	143457
Ethylbenzene	NELAP	2.0		ND	µg/L	1	06/30/2018 0:22	143457
Toluene	NELAP	2.0		ND	µg/L	1	06/30/2018 0:22	143457
Xylenes, Total	NELAP	2.0		ND	µg/L	1	06/30/2018 0:22	143457
Surr: 1,2-Dichloroethane-d4	*	79.6-118		99.7	%REC	1	06/30/2018 0:22	143457
Surr: 4-Bromofluorobenzene	*	83.9-115		102.0	%REC	1	06/30/2018 0:22	143457
Surr: Dibromofluoromethane	*	84.9-113		100.2	%REC	1	06/30/2018 0:22	143457
Surr: Toluene-d8	*	86.7-112		99.3	%REC	1	06/30/2018 0:22	143457

Client: ERM
 Client Project: Champaign GW 0466251
 Lab ID: 18061924-004
 Matrix: GROUNDWATER

Work Order: 18061924
 Report Date: 11-Jul-18
 Client Sample ID: UMW-107R-WG-20180627
 Collection Date: 06/27/2018 15:00

Analyses	Certification	RL	Qual	Result	Units	DF	Date Analyzed	Batch
SW-846 9012A (TOTAL)								
Cyanide	NELAP	0.100		0.453	mg/L	20	07/03/2018 16:34	143470
SW-846 3005A, 6010B, METALS BY ICP (TOTAL)								
Arsenic	NELAP	0.0250		< 0.0250	mg/L	1	07/02/2018 18:10	143423
Barium	NELAP	0.0025		0.160	mg/L	1	07/02/2018 18:10	143423
Cadmium	NELAP	0.0020		< 0.0020	mg/L	1	07/02/2018 18:10	143423
Chromium	NELAP	0.0050	B	< 0.0050	mg/L	1	07/02/2018 18:10	143423
Lead	NELAP	0.0150		< 0.0150	mg/L	1	07/02/2018 18:10	143423
Selenium	NELAP	0.0400		< 0.0400	mg/L	1	07/02/2018 18:10	143423
Silver	NELAP	0.0070		< 0.0070	mg/L	1	07/02/2018 18:10	143423
<i>Contamination present in the MBLK for Cr. Sample results below the reporting limit are reportable per the TNI Standard.</i>								
SW-846 7470A (TOTAL)								
Mercury	NELAP	0.00020		< 0.00020	mg/L	1	07/02/2018 10:11	143425
SW-846 3510C,8270C, SEMI-VOLATILE ORGANIC COMPOUNDS								
Acenaphthene	NELAP	0.000100		ND	mg/L	1	07/03/2018 10:58	143449
Acenaphthylene	NELAP	0.000100		ND	mg/L	1	07/03/2018 10:58	143449
Anthracene	NELAP	0.000100		ND	mg/L	1	07/03/2018 10:58	143449
Benzo(a)anthracene	NELAP	0.000100		ND	mg/L	1	07/03/2018 10:58	143449
Benzo(a)pyrene	NELAP	0.000100		ND	mg/L	1	07/03/2018 10:58	143449
Benzo(b)fluoranthene	NELAP	0.000100		ND	mg/L	1	07/03/2018 10:58	143449
Benzo(g,h,i)perylene	NELAP	0.000100		ND	mg/L	1	07/03/2018 10:58	143449
Benzo(k)fluoranthene	NELAP	0.000100		ND	mg/L	1	07/03/2018 10:58	143449
Chrysene	NELAP	0.000100		ND	mg/L	1	07/03/2018 10:58	143449
Dibenzo(a,h)anthracene	NELAP	0.000100		ND	mg/L	1	07/03/2018 10:58	143449
Fluoranthene	NELAP	0.000200		ND	mg/L	1	07/03/2018 10:58	143449
Fluorene	NELAP	0.000100		ND	mg/L	1	07/03/2018 10:58	143449
Indeno(1,2,3-cd)pyrene	NELAP	0.000100		ND	mg/L	1	07/03/2018 10:58	143449
Naphthalene	NELAP	0.000200		ND	mg/L	1	07/03/2018 10:58	143449
Phenanthrene	NELAP	0.000400		ND	mg/L	1	07/03/2018 10:58	143449
Pyrene	NELAP	0.000100		ND	mg/L	1	07/03/2018 10:58	143449
Surr: 2-Fluorobiphenyl	*	10-164		87.1	%REC	1	07/03/2018 10:58	143449
Surr: Nitrobenzene-d5	*	10.3-142		80.5	%REC	1	07/03/2018 10:58	143449
Surr: p-Terphenyl-d14	*	47.1-148		109.7	%REC	1	07/03/2018 10:58	143449
SW-846 5030, 8260B, VOLATILE ORGANIC COMPOUNDS BY GC/MS								
Benzene	NELAP	0.5		7.6	µg/L	1	06/30/2018 0:50	143457
Ethylbenzene	NELAP	2.0		ND	µg/L	1	06/30/2018 0:50	143457
Toluene	NELAP	2.0		ND	µg/L	1	06/30/2018 0:50	143457
Xylenes, Total	NELAP	2.0		ND	µg/L	1	06/30/2018 0:50	143457
Surr: 1,2-Dichloroethane-d4	*	79.6-118		99.9	%REC	1	06/30/2018 0:50	143457
Surr: 4-Bromofluorobenzene	*	83.9-115		102.8	%REC	1	06/30/2018 0:50	143457
Surr: Dibromofluoromethane	*	84.9-113		99.9	%REC	1	06/30/2018 0:50	143457
Surr: Toluene-d8	*	86.7-112		99.4	%REC	1	06/30/2018 0:50	143457

Client: ERM
 Client Project: Champaign GW 0466251
 Lab ID: 18061924-005
 Matrix: GROUNDWATER

Work Order: 18061924
 Report Date: 11-Jul-18
 Client Sample ID: UMW-108-WG-20180626
 Collection Date: 06/26/2018 8:50

Analyses	Certification	RL	Qual	Result	Units	DF	Date Analyzed	Batch
SW-846 9012A (TOTAL)								
Cyanide	NELAP	0.005		0.030	mg/L	1	07/03/2018 13:39	143470
SW-846 3005A, 6010B, METALS BY ICP (TOTAL)								
Arsenic	NELAP	0.0250		< 0.0250	mg/L	1	07/02/2018 18:14	143423
Barium	NELAP	0.0025		0.156	mg/L	1	07/02/2018 18:14	143423
Cadmium	NELAP	0.0020		< 0.0020	mg/L	1	07/02/2018 18:14	143423
Chromium	NELAP	0.0050	B	< 0.0050	mg/L	1	07/02/2018 18:14	143423
Lead	NELAP	0.0150		< 0.0150	mg/L	1	07/02/2018 18:14	143423
Selenium	NELAP	0.0400		< 0.0400	mg/L	1	07/02/2018 18:14	143423
Silver	NELAP	0.0070		< 0.0070	mg/L	1	07/02/2018 18:14	143423
<i>Contamination present in the MBLK for Cr. Sample results below the reporting limit are reportable per the TNI Standard.</i>								
SW-846 7470A (TOTAL)								
Mercury	NELAP	0.00020		< 0.00020	mg/L	1	07/02/2018 10:13	143425
SW-846 3510C,8270C, SEMI-VOLATILE ORGANIC COMPOUNDS								
Acenaphthene	NELAP	0.000100		ND	mg/L	1	07/03/2018 11:37	143449
Acenaphthylene	NELAP	0.000100		ND	mg/L	1	07/03/2018 11:37	143449
Anthracene	NELAP	0.000100		ND	mg/L	1	07/03/2018 11:37	143449
Benzo(a)anthracene	NELAP	0.000100		ND	mg/L	1	07/03/2018 11:37	143449
Benzo(a)pyrene	NELAP	0.000100		ND	mg/L	1	07/03/2018 11:37	143449
Benzo(b)fluoranthene	NELAP	0.000100		ND	mg/L	1	07/03/2018 11:37	143449
Benzo(g,h,i)perylene	NELAP	0.000100		ND	mg/L	1	07/03/2018 11:37	143449
Benzo(k)fluoranthene	NELAP	0.000100		ND	mg/L	1	07/03/2018 11:37	143449
Chrysene	NELAP	0.000100		ND	mg/L	1	07/03/2018 11:37	143449
Dibenzo(a,h)anthracene	NELAP	0.000100		ND	mg/L	1	07/03/2018 11:37	143449
Fluoranthene	NELAP	0.000200		ND	mg/L	1	07/03/2018 11:37	143449
Fluorene	NELAP	0.000100		ND	mg/L	1	07/03/2018 11:37	143449
Indeno(1,2,3-cd)pyrene	NELAP	0.000100		ND	mg/L	1	07/03/2018 11:37	143449
Naphthalene	NELAP	0.000200		ND	mg/L	1	07/03/2018 11:37	143449
Phenanthrene	NELAP	0.000400		ND	mg/L	1	07/03/2018 11:37	143449
Pyrene	NELAP	0.000100		ND	mg/L	1	07/03/2018 11:37	143449
Surr: 2-Fluorobiphenyl	*	10-164		87.5	%REC	1	07/03/2018 11:37	143449
Surr: Nitrobenzene-d5	*	10.3-142		75.5	%REC	1	07/03/2018 11:37	143449
Surr: p-Terphenyl-d14	*	47.1-148		119.0	%REC	1	07/03/2018 11:37	143449
SW-846 5030, 8260B, VOLATILE ORGANIC COMPOUNDS BY GC/MS								
Benzene	NELAP	0.5		ND	µg/L	1	06/30/2018 1:17	143457
Ethylbenzene	NELAP	2.0		ND	µg/L	1	06/30/2018 1:17	143457
Toluene	NELAP	2.0		ND	µg/L	1	06/30/2018 1:17	143457
Xylenes, Total	NELAP	2.0		ND	µg/L	1	06/30/2018 1:17	143457
Surr: 1,2-Dichloroethane-d4	*	79.6-118		100.1	%REC	1	06/30/2018 1:17	143457
Surr: 4-Bromofluorobenzene	*	83.9-115		102.7	%REC	1	06/30/2018 1:17	143457
Surr: Dibromofluoromethane	*	84.9-113		99.6	%REC	1	06/30/2018 1:17	143457
Surr: Toluene-d8	*	86.7-112		99.1	%REC	1	06/30/2018 1:17	143457



Laboratory Results

<http://www.teklabinc.com/>

Client: ERM
 Client Project: Champaign GW 0466251
 Lab ID: 18061924-006
 Matrix: GROUNDWATER

Work Order: 18061924
 Report Date: 11-Jul-18
 Client Sample ID: UMW-109-WG-20180626
 Collection Date: 06/26/2018 10:10

Analyses	Certification	RL	Qual	Result	Units	DF	Date Analyzed	Batch
SW-846 9012A (TOTAL)								
Cyanide	NELAP	0.005		0.031	mg/L	1	07/03/2018 13:43	143470
SW-846 3005A, 6010B, METALS BY ICP (TOTAL)								
Arsenic	NELAP	0.0250		< 0.0250	mg/L	1	07/02/2018 18:18	143423
Barium	NELAP	0.0025		0.0810	mg/L	1	07/02/2018 18:18	143423
Cadmium	NELAP	0.0020		< 0.0020	mg/L	1	07/02/2018 18:18	143423
Chromium	NELAP	0.0050	B	0.0336	mg/L	1	07/02/2018 18:18	143423
Lead	NELAP	0.0150		< 0.0150	mg/L	1	07/02/2018 18:18	143423
Selenium	NELAP	0.0400		< 0.0400	mg/L	1	07/02/2018 18:18	143423
Silver	NELAP	0.0070		< 0.0070	mg/L	1	07/02/2018 18:18	143423
<i>Sample result for Cr exceed 10 times the method blank contamination. Data is reportable per the TNI Standard.</i>								
SW-846 7470A (TOTAL)								
Mercury	NELAP	0.00020		< 0.00020	mg/L	1	07/02/2018 10:15	143425
SW-846 3510C,8270C, SEMI-VOLATILE ORGANIC COMPOUNDS								
Acenaphthene	NELAP	0.000100		ND	mg/L	1	07/03/2018 12:17	143449
Acenaphthylene	NELAP	0.000100		ND	mg/L	1	07/03/2018 12:17	143449
Anthracene	NELAP	0.000100		ND	mg/L	1	07/03/2018 12:17	143449
Benzo(a)anthracene	NELAP	0.000100		ND	mg/L	1	07/03/2018 12:17	143449
Benzo(a)pyrene	NELAP	0.000100		ND	mg/L	1	07/03/2018 12:17	143449
Benzo(b)fluoranthene	NELAP	0.000100		ND	mg/L	1	07/03/2018 12:17	143449
Benzo(g,h,i)perylene	NELAP	0.000100		ND	mg/L	1	07/03/2018 12:17	143449
Benzo(k)fluoranthene	NELAP	0.000100		ND	mg/L	1	07/03/2018 12:17	143449
Chrysene	NELAP	0.000100		ND	mg/L	1	07/03/2018 12:17	143449
Dibenzo(a,h)anthracene	NELAP	0.000100		ND	mg/L	1	07/03/2018 12:17	143449
Fluoranthene	NELAP	0.000200		ND	mg/L	1	07/03/2018 12:17	143449
Fluorene	NELAP	0.000100		ND	mg/L	1	07/03/2018 12:17	143449
Indeno(1,2,3-cd)pyrene	NELAP	0.000100		ND	mg/L	1	07/03/2018 12:17	143449
Naphthalene	NELAP	0.000200		ND	mg/L	1	07/03/2018 12:17	143449
Phenanthrene	NELAP	0.000400		ND	mg/L	1	07/03/2018 12:17	143449
Pyrene	NELAP	0.000100		ND	mg/L	1	07/03/2018 12:17	143449
Surr: 2-Fluorobiphenyl	*	10-164		88.0	%REC	1	07/03/2018 12:17	143449
Surr: Nitrobenzene-d5	*	10.3-142		76.6	%REC	1	07/03/2018 12:17	143449
Surr: p-Terphenyl-d14	*	47.1-148		118.6	%REC	1	07/03/2018 12:17	143449
SW-846 5030, 8260B, VOLATILE ORGANIC COMPOUNDS BY GC/MS								
Benzene	NELAP	0.5		ND	µg/L	1	06/30/2018 1:45	143457
Ethylbenzene	NELAP	2.0		ND	µg/L	1	06/30/2018 1:45	143457
Toluene	NELAP	2.0		ND	µg/L	1	06/30/2018 1:45	143457
Xylenes, Total	NELAP	2.0		ND	µg/L	1	06/30/2018 1:45	143457
Surr: 1,2-Dichloroethane-d4	*	79.6-118		99.3	%REC	1	06/30/2018 1:45	143457
Surr: 4-Bromofluorobenzene	*	83.9-115		100.6	%REC	1	06/30/2018 1:45	143457
Surr: Dibromofluoromethane	*	84.9-113		100.2	%REC	1	06/30/2018 1:45	143457
Surr: Toluene-d8	*	86.7-112		97.6	%REC	1	06/30/2018 1:45	143457

Client: ERM
 Client Project: Champaign GW 0466251
 Lab ID: 18061924-007
 Matrix: GROUNDWATER

Work Order: 18061924
 Report Date: 11-Jul-18
 Client Sample ID: UMW-111A-WG-20180626
 Collection Date: 06/26/2018 11:55

Analyses	Certification	RL	Qual	Result	Units	DF	Date Analyzed	Batch
SW-846 9012A (TOTAL)								
Cyanide	NELAP	0.005		< 0.005	mg/L	1	07/03/2018 13:48	143470
SW-846 3005A, 6010B, METALS BY ICP (TOTAL)								
Arsenic	NELAP	0.0250		< 0.0250	mg/L	1	07/02/2018 18:21	143423
Barium	NELAP	0.0025		0.0456	mg/L	1	07/02/2018 18:21	143423
Cadmium	NELAP	0.0020		< 0.0020	mg/L	1	07/02/2018 18:21	143423
Chromium	NELAP	0.0050	B	< 0.0050	mg/L	1	07/02/2018 18:21	143423
Lead	NELAP	0.0150		< 0.0150	mg/L	1	07/02/2018 18:21	143423
Selenium	NELAP	0.0400		< 0.0400	mg/L	1	07/02/2018 18:21	143423
Silver	NELAP	0.0070		< 0.0070	mg/L	1	07/02/2018 18:21	143423
<i>Contamination present in the MBLK for Cr. Sample results below the reporting limit are reportable per the TNI Standard.</i>								
SW-846 7470A (TOTAL)								
Mercury	NELAP	0.00020		< 0.00020	mg/L	1	07/02/2018 10:17	143425
SW-846 3510C,8270C, SEMI-VOLATILE ORGANIC COMPOUNDS								
Acenaphthene	NELAP	0.000100		ND	mg/L	1	07/03/2018 12:58	143449
Acenaphthylene	NELAP	0.000100		ND	mg/L	1	07/03/2018 12:58	143449
Anthracene	NELAP	0.000100		ND	mg/L	1	07/03/2018 12:58	143449
Benzo(a)anthracene	NELAP	0.000100		ND	mg/L	1	07/03/2018 12:58	143449
Benzo(a)pyrene	NELAP	0.000100		ND	mg/L	1	07/03/2018 12:58	143449
Benzo(b)fluoranthene	NELAP	0.000100		ND	mg/L	1	07/03/2018 12:58	143449
Benzo(g,h,i)perylene	NELAP	0.000100		ND	mg/L	1	07/03/2018 12:58	143449
Benzo(k)fluoranthene	NELAP	0.000100		ND	mg/L	1	07/03/2018 12:58	143449
Chrysene	NELAP	0.000100		ND	mg/L	1	07/03/2018 12:58	143449
Dibenzo(a,h)anthracene	NELAP	0.000100		ND	mg/L	1	07/03/2018 12:58	143449
Fluoranthene	NELAP	0.000200		ND	mg/L	1	07/03/2018 12:58	143449
Fluorene	NELAP	0.000100		ND	mg/L	1	07/03/2018 12:58	143449
Indeno(1,2,3-cd)pyrene	NELAP	0.000100		ND	mg/L	1	07/03/2018 12:58	143449
Naphthalene	NELAP	0.000200		ND	mg/L	1	07/03/2018 12:58	143449
Phenanthrene	NELAP	0.000400		ND	mg/L	1	07/03/2018 12:58	143449
Pyrene	NELAP	0.000100		ND	mg/L	1	07/03/2018 12:58	143449
Surr: 2-Fluorobiphenyl	*	10-164		91.0	%REC	1	07/03/2018 12:58	143449
Surr: Nitrobenzene-d5	*	10.3-142		77.5	%REC	1	07/03/2018 12:58	143449
Surr: p-Terphenyl-d14	*	47.1-148		118.8	%REC	1	07/03/2018 12:58	143449
SW-846 5030, 8260B, VOLATILE ORGANIC COMPOUNDS BY GC/MS								
Benzene	NELAP	0.5		ND	µg/L	1	06/30/2018 2:12	143457
Ethylbenzene	NELAP	2.0		ND	µg/L	1	06/30/2018 2:12	143457
Toluene	NELAP	2.0		ND	µg/L	1	06/30/2018 2:12	143457
Xylenes, Total	NELAP	2.0		ND	µg/L	1	06/30/2018 2:12	143457
Surr: 1,2-Dichloroethane-d4	*	79.6-118		100.3	%REC	1	06/30/2018 2:12	143457
Surr: 4-Bromofluorobenzene	*	83.9-115		102.7	%REC	1	06/30/2018 2:12	143457
Surr: Dibromofluoromethane	*	84.9-113		100.6	%REC	1	06/30/2018 2:12	143457
Surr: Toluene-d8	*	86.7-112		99.5	%REC	1	06/30/2018 2:12	143457

Client: ERM
 Client Project: Champaign GW 0466251
 Lab ID: 18061924-008
 Matrix: GROUNDWATER

Work Order: 18061924
 Report Date: 11-Jul-18
 Client Sample ID: UMW-116-WG-20180625
 Collection Date: 06/25/2018 16:15

Analyses	Certification	RL	Qual	Result	Units	DF	Date Analyzed	Batch
SW-846 9012A (TOTAL)								
Cyanide	NELAP	0.005		< 0.005	mg/L	1	07/03/2018 13:52	143469
SW-846 3005A, 6010B, METALS BY ICP (TOTAL)								
Arsenic	NELAP	0.0250		< 0.0250	mg/L	1	07/02/2018 18:25	143423
Barium	NELAP	0.0025		0.0762	mg/L	1	07/02/2018 18:25	143423
Cadmium	NELAP	0.0020		< 0.0020	mg/L	1	07/02/2018 18:25	143423
Chromium	NELAP	0.0050	B	< 0.0050	mg/L	1	07/02/2018 18:25	143423
Lead	NELAP	0.0150		< 0.0150	mg/L	1	07/02/2018 18:25	143423
Selenium	NELAP	0.0400		< 0.0400	mg/L	1	07/02/2018 18:25	143423
Silver	NELAP	0.0070		< 0.0070	mg/L	1	07/02/2018 18:25	143423
<i>Contamination present in the MBLK for Cr. Sample results below the reporting limit are reportable per the TNI Standard.</i>								
SW-846 7470A (TOTAL)								
Mercury	NELAP	0.00020		< 0.00020	mg/L	1	07/02/2018 10:24	143425
SW-846 3510C,8270C, SEMI-VOLATILE ORGANIC COMPOUNDS								
Acenaphthene	NELAP	0.000100		ND	mg/L	1	07/02/2018 20:58	143449
Acenaphthylene	NELAP	0.000100		ND	mg/L	1	07/02/2018 20:58	143449
Anthracene	NELAP	0.000100		ND	mg/L	1	07/02/2018 20:58	143449
Benzo(a)anthracene	NELAP	0.000100		ND	mg/L	1	07/02/2018 20:58	143449
Benzo(a)pyrene	NELAP	0.000100		ND	mg/L	1	07/02/2018 20:58	143449
Benzo(b)fluoranthene	NELAP	0.000100		ND	mg/L	1	07/02/2018 20:58	143449
Benzo(g,h,i)perylene	NELAP	0.000100		ND	mg/L	1	07/02/2018 20:58	143449
Benzo(k)fluoranthene	NELAP	0.000100		ND	mg/L	1	07/02/2018 20:58	143449
Chrysene	NELAP	0.000100		ND	mg/L	1	07/02/2018 20:58	143449
Dibenzo(a,h)anthracene	NELAP	0.000100		ND	mg/L	1	07/02/2018 20:58	143449
Fluoranthene	NELAP	0.000200		ND	mg/L	1	07/02/2018 20:58	143449
Fluorene	NELAP	0.000100		ND	mg/L	1	07/02/2018 20:58	143449
Indeno(1,2,3-cd)pyrene	NELAP	0.000100		ND	mg/L	1	07/02/2018 20:58	143449
Naphthalene	NELAP	0.000200		0.000206	mg/L	1	07/02/2018 20:58	143449
Phenanthrene	NELAP	0.000400		ND	mg/L	1	07/02/2018 20:58	143449
Pyrene	NELAP	0.000100		ND	mg/L	1	07/02/2018 20:58	143449
Surr: 2-Fluorobiphenyl	*	10-164		78.4	%REC	1	07/02/2018 20:58	143449
Surr: Nitrobenzene-d5	*	10.3-142		65.2	%REC	1	07/02/2018 20:58	143449
Surr: p-Terphenyl-d14	*	47.1-148		109.4	%REC	1	07/02/2018 20:58	143449
SW-846 5030, 8260B, VOLATILE ORGANIC COMPOUNDS BY GC/MS								
Benzene	NELAP	0.5		ND	µg/L	1	06/30/2018 2:39	143457
Ethylbenzene	NELAP	2.0		ND	µg/L	1	06/30/2018 2:39	143457
Toluene	NELAP	2.0		ND	µg/L	1	06/30/2018 2:39	143457
Xylenes, Total	NELAP	2.0		ND	µg/L	1	06/30/2018 2:39	143457
Surr: 1,2-Dichloroethane-d4	*	79.6-118		99.2	%REC	1	06/30/2018 2:39	143457
Surr: 4-Bromofluorobenzene	*	83.9-115		100.8	%REC	1	06/30/2018 2:39	143457
Surr: Dibromofluoromethane	*	84.9-113		99.3	%REC	1	06/30/2018 2:39	143457
Surr: Toluene-d8	*	86.7-112		99.2	%REC	1	06/30/2018 2:39	143457

Client: ERM
 Client Project: Champaign GW 0466251
 Lab ID: 18061924-009
 Matrix: GROUNDWATER

Work Order: 18061924
 Report Date: 11-Jul-18
 Client Sample ID: UMW-117-WG-20180625
 Collection Date: 06/25/2018 16:00

Analyses	Certification	RL	Qual	Result	Units	DF	Date Analyzed	Batch
SW-846 9012A (TOTAL)								
Cyanide	NELAP	0.005		< 0.005	mg/L	1	07/03/2018 14:18	143469
SW-846 3005A, 6010B, METALS BY ICP (TOTAL)								
Arsenic	NELAP	0.0250		< 0.0250	mg/L	1	07/02/2018 18:29	143423
Barium	NELAP	0.0025		0.0901	mg/L	1	07/02/2018 18:29	143423
Cadmium	NELAP	0.0020		< 0.0020	mg/L	1	07/02/2018 18:29	143423
Chromium	NELAP	0.0050	B	< 0.0050	mg/L	1	07/02/2018 18:29	143423
Lead	NELAP	0.0150		< 0.0150	mg/L	1	07/02/2018 18:29	143423
Selenium	NELAP	0.0400		< 0.0400	mg/L	1	07/02/2018 18:29	143423
Silver	NELAP	0.0070		< 0.0070	mg/L	1	07/02/2018 18:29	143423
<i>Contamination present in the MBLK for Cr. Sample results below the reporting limit are reportable per the TNI Standard.</i>								
SW-846 7470A (TOTAL)								
Mercury	NELAP	0.00020		< 0.00020	mg/L	1	07/02/2018 10:26	143425
SW-846 3510C,8270C, SEMI-VOLATILE ORGANIC COMPOUNDS								
Acenaphthene	NELAP	0.000100		ND	mg/L	1	07/02/2018 21:35	143449
Acenaphthylene	NELAP	0.000100		ND	mg/L	1	07/02/2018 21:35	143449
Anthracene	NELAP	0.000100		ND	mg/L	1	07/02/2018 21:35	143449
Benzo(a)anthracene	NELAP	0.000100		ND	mg/L	1	07/02/2018 21:35	143449
Benzo(a)pyrene	NELAP	0.000100		ND	mg/L	1	07/02/2018 21:35	143449
Benzo(b)fluoranthene	NELAP	0.000100		ND	mg/L	1	07/02/2018 21:35	143449
Benzo(g,h,i)perylene	NELAP	0.000100		ND	mg/L	1	07/02/2018 21:35	143449
Benzo(k)fluoranthene	NELAP	0.000100		ND	mg/L	1	07/02/2018 21:35	143449
Chrysene	NELAP	0.000100		ND	mg/L	1	07/02/2018 21:35	143449
Dibenzo(a,h)anthracene	NELAP	0.000100		ND	mg/L	1	07/02/2018 21:35	143449
Fluoranthene	NELAP	0.000200		ND	mg/L	1	07/02/2018 21:35	143449
Fluorene	NELAP	0.000100		ND	mg/L	1	07/02/2018 21:35	143449
Indeno(1,2,3-cd)pyrene	NELAP	0.000100		ND	mg/L	1	07/02/2018 21:35	143449
Naphthalene	NELAP	0.000200		ND	mg/L	1	07/02/2018 21:35	143449
Phenanthrene	NELAP	0.000400		ND	mg/L	1	07/02/2018 21:35	143449
Pyrene	NELAP	0.000100		ND	mg/L	1	07/02/2018 21:35	143449
Surr: 2-Fluorobiphenyl	*	10-164		84.0	%REC	1	07/02/2018 21:35	143449
Surr: Nitrobenzene-d5	*	10.3-142		78.6	%REC	1	07/02/2018 21:35	143449
Surr: p-Terphenyl-d14	*	47.1-148		118.2	%REC	1	07/02/2018 21:35	143449
SW-846 5030, 8260B, VOLATILE ORGANIC COMPOUNDS BY GC/MS								
Benzene	NELAP	0.5		ND	µg/L	1	06/30/2018 3:06	143457
Ethylbenzene	NELAP	2.0		ND	µg/L	1	06/30/2018 3:06	143457
Toluene	NELAP	2.0		ND	µg/L	1	06/30/2018 3:06	143457
Xylenes, Total	NELAP	2.0		ND	µg/L	1	06/30/2018 3:06	143457
Surr: 1,2-Dichloroethane-d4	*	79.6-118		100.0	%REC	1	06/30/2018 3:06	143457
Surr: 4-Bromofluorobenzene	*	83.9-115		101.2	%REC	1	06/30/2018 3:06	143457
Surr: Dibromofluoromethane	*	84.9-113		100.2	%REC	1	06/30/2018 3:06	143457
Surr: Toluene-d8	*	86.7-112		100.5	%REC	1	06/30/2018 3:06	143457



Laboratory Results

<http://www.teklabinc.com/>

Client: ERM
 Client Project: Champaign GW 0466251
 Lab ID: 18061924-010
 Matrix: GROUNDWATER

Work Order: 18061924
 Report Date: 11-Jul-18
 Client Sample ID: UMW-118-WG-20180626
 Collection Date: 06/26/2018 8:40

Analyses	Certification	RL	Qual	Result	Units	DF	Date Analyzed	Batch
SW-846 9012A (TOTAL)								
Cyanide	NELAP	0.005		0.031	mg/L	1	07/03/2018 14:22	143469
SW-846 3005A, 6010B, METALS BY ICP (TOTAL)								
Arsenic	NELAP	0.0250		< 0.0250	mg/L	1	07/02/2018 18:32	143423
Barium	NELAP	0.0025		0.0875	mg/L	1	07/02/2018 18:32	143423
Cadmium	NELAP	0.0020		< 0.0020	mg/L	1	07/02/2018 18:32	143423
Chromium	NELAP	0.0050	B	< 0.0050	mg/L	1	07/02/2018 18:32	143423
Lead	NELAP	0.0150		< 0.0150	mg/L	1	07/02/2018 18:32	143423
Selenium	NELAP	0.0400		< 0.0400	mg/L	1	07/02/2018 18:32	143423
Silver	NELAP	0.0070		< 0.0070	mg/L	1	07/02/2018 18:32	143423
<i>Contamination present in the MBLK for Cr. Sample results below the reporting limit are reportable per the TNI Standard.</i>								
SW-846 7470A (TOTAL)								
Mercury	NELAP	0.00020		< 0.00020	mg/L	1	07/02/2018 10:28	143425
SW-846 3510C,8270C, SEMI-VOLATILE ORGANIC COMPOUNDS								
Acenaphthene	NELAP	0.000100		ND	mg/L	1	07/03/2018 13:39	143449
Acenaphthylene	NELAP	0.000100		ND	mg/L	1	07/03/2018 13:39	143449
Anthracene	NELAP	0.000100		ND	mg/L	1	07/03/2018 13:39	143449
Benzo(a)anthracene	NELAP	0.000100		ND	mg/L	1	07/03/2018 13:39	143449
Benzo(a)pyrene	NELAP	0.000100		ND	mg/L	1	07/03/2018 13:39	143449
Benzo(b)fluoranthene	NELAP	0.000100		ND	mg/L	1	07/03/2018 13:39	143449
Benzo(g,h,i)perylene	NELAP	0.000100		ND	mg/L	1	07/03/2018 13:39	143449
Benzo(k)fluoranthene	NELAP	0.000100		ND	mg/L	1	07/03/2018 13:39	143449
Chrysene	NELAP	0.000100		ND	mg/L	1	07/03/2018 13:39	143449
Dibenzo(a,h)anthracene	NELAP	0.000100		ND	mg/L	1	07/03/2018 13:39	143449
Fluoranthene	NELAP	0.000200		ND	mg/L	1	07/03/2018 13:39	143449
Fluorene	NELAP	0.000100		ND	mg/L	1	07/03/2018 13:39	143449
Indeno(1,2,3-cd)pyrene	NELAP	0.000100		ND	mg/L	1	07/03/2018 13:39	143449
Naphthalene	NELAP	0.000200		ND	mg/L	1	07/03/2018 13:39	143449
Phenanthrene	NELAP	0.000400		ND	mg/L	1	07/03/2018 13:39	143449
Pyrene	NELAP	0.000100		ND	mg/L	1	07/03/2018 13:39	143449
Surr: 2-Fluorobiphenyl	*	10-164		84.8	%REC	1	07/03/2018 13:39	143449
Surr: Nitrobenzene-d5	*	10.3-142		75.4	%REC	1	07/03/2018 13:39	143449
Surr: p-Terphenyl-d14	*	47.1-148		114.2	%REC	1	07/03/2018 13:39	143449
SW-846 5030, 8260B, VOLATILE ORGANIC COMPOUNDS BY GC/MS								
Benzene	NELAP	0.5		ND	µg/L	1	06/30/2018 3:33	143457
Ethylbenzene	NELAP	2.0		ND	µg/L	1	06/30/2018 3:33	143457
Toluene	NELAP	2.0		ND	µg/L	1	06/30/2018 3:33	143457
Xylenes, Total	NELAP	2.0		ND	µg/L	1	06/30/2018 3:33	143457
Surr: 1,2-Dichloroethane-d4	*	79.6-118		99.8	%REC	1	06/30/2018 3:33	143457
Surr: 4-Bromofluorobenzene	*	83.9-115		103.8	%REC	1	06/30/2018 3:33	143457
Surr: Dibromofluoromethane	*	84.9-113		100.2	%REC	1	06/30/2018 3:33	143457
Surr: Toluene-d8	*	86.7-112		99.1	%REC	1	06/30/2018 3:33	143457

Client: ERM
 Client Project: Champaign GW 0466251
 Lab ID: 18061924-011
 Matrix: GROUNDWATER

Work Order: 18061924
 Report Date: 11-Jul-18
 Client Sample ID: UMW-119-WG-20180626
 Collection Date: 06/26/2018 10:10

Analyses	Certification	RL	Qual	Result	Units	DF	Date Analyzed	Batch
SW-846 9012A (TOTAL)								
Cyanide	NELAP	0.005		0.036	mg/L	1	07/03/2018 14:27	143469
<i>Results of the matrix spike have less certainty because value exceeds upper quantitation limits.</i>								
SW-846 3005A, 6010B, METALS BY ICP (TOTAL)								
Arsenic	NELAP	0.0250		< 0.0250	mg/L	1	07/02/2018 18:47	143423
Barium	NELAP	0.0025		0.0890	mg/L	1	07/02/2018 18:47	143423
Cadmium	NELAP	0.0020		< 0.0020	mg/L	1	07/02/2018 18:47	143423
Chromium	NELAP	0.0050	B	< 0.0050	mg/L	1	07/02/2018 18:47	143423
Lead	NELAP	0.0150		< 0.0150	mg/L	1	07/02/2018 18:47	143423
Selenium	NELAP	0.0400		< 0.0400	mg/L	1	07/02/2018 18:47	143423
Silver	NELAP	0.0070		< 0.0070	mg/L	1	07/02/2018 18:47	143423
<i>Contamination present in the MBLK for Cr. Sample results below the reporting limit are reportable per the TNI Standard.</i>								
SW-846 7470A (TOTAL)								
Mercury	NELAP	0.00020	B	< 0.00020	mg/L	1	07/03/2018 8:26	143472
<i>Contamination present in the MBLK for Hg. Sample results below the reporting limit are reportable per the TNI Standard.</i>								
SW-846 3510C, 8270C, SEMI-VOLATILE ORGANIC COMPOUNDS								
Acenaphthene	NELAP	0.000100		ND	mg/L	1	07/09/2018 11:38	143474
Acenaphthylene	NELAP	0.000100		ND	mg/L	1	07/09/2018 11:38	143474
Anthracene	NELAP	0.000100		ND	mg/L	1	07/09/2018 11:38	143474
Benzo(a)anthracene	NELAP	0.000100		ND	mg/L	1	07/09/2018 11:38	143474
Benzo(a)pyrene	NELAP	0.000100		ND	mg/L	1	07/09/2018 11:38	143474
Benzo(b)fluoranthene	NELAP	0.000100		ND	mg/L	1	07/09/2018 11:38	143474
Benzo(g,h,i)perylene	NELAP	0.000100		ND	mg/L	1	07/09/2018 11:38	143474
Benzo(k)fluoranthene	NELAP	0.000100		ND	mg/L	1	07/09/2018 11:38	143474
Chrysene	NELAP	0.000100		ND	mg/L	1	07/09/2018 11:38	143474
Dibenzo(a,h)anthracene	NELAP	0.000100		ND	mg/L	1	07/09/2018 11:38	143474
Fluoranthene	NELAP	0.000200		ND	mg/L	1	07/09/2018 11:38	143474
Fluorene	NELAP	0.000100		ND	mg/L	1	07/09/2018 11:38	143474
Indeno(1,2,3-cd)pyrene	NELAP	0.000100		ND	mg/L	1	07/09/2018 11:38	143474
Naphthalene	NELAP	0.000200		ND	mg/L	1	07/09/2018 11:38	143474
Phenanthrene	NELAP	0.000400		ND	mg/L	1	07/09/2018 11:38	143474
Pyrene	NELAP	0.000100		ND	mg/L	1	07/09/2018 11:38	143474
Surr: 2-Fluorobiphenyl	*	10-164		87.6	%REC	1	07/09/2018 11:38	143474
Surr: Nitrobenzene-d5	*	10.3-142		82.3	%REC	1	07/09/2018 11:38	143474
Surr: p-Terphenyl-d14	*	47.1-148		120.5	%REC	1	07/09/2018 11:38	143474
SW-846 5030, 8260B, VOLATILE ORGANIC COMPOUNDS BY GC/MS								
Benzene	NELAP	0.5		ND	µg/L	1	06/30/2018 4:00	143457
Ethylbenzene	NELAP	2.0		ND	µg/L	1	06/30/2018 4:00	143457
Toluene	NELAP	2.0		ND	µg/L	1	06/30/2018 4:00	143457
Xylenes, Total	NELAP	2.0		ND	µg/L	1	06/30/2018 4:00	143457
Surr: 1,2-Dichloroethane-d4	*	79.6-118		100.6	%REC	1	06/30/2018 4:00	143457
Surr: 4-Bromofluorobenzene	*	83.9-115		103.4	%REC	1	06/30/2018 4:00	143457
Surr: Dibromofluoromethane	*	84.9-113		100.5	%REC	1	06/30/2018 4:00	143457
Surr: Toluene-d8	*	86.7-112		100.1	%REC	1	06/30/2018 4:00	143457

Client: ERM
 Client Project: Champaign GW 0466251
 Lab ID: 18061924-012
 Matrix: GROUNDWATER

Work Order: 18061924
 Report Date: 11-Jul-18
 Client Sample ID: UMW-120-WG-20180626
 Collection Date: 06/26/2018 13:40

Analyses	Certification	RL	Qual	Result	Units	DF	Date Analyzed	Batch
SW-846 9012A (TOTAL)								
Cyanide	NELAP	0.005		< 0.005	mg/L	1	07/03/2018 14:44	143469
SW-846 3005A, 6010B, METALS BY ICP (TOTAL)								
Arsenic	NELAP	0.0250		< 0.0250	mg/L	1	07/02/2018 18:58	143423
Barium	NELAP	0.0025		0.0699	mg/L	1	07/02/2018 18:58	143423
Cadmium	NELAP	0.0020		< 0.0020	mg/L	1	07/02/2018 18:58	143423
Chromium	NELAP	0.0050	B	< 0.0050	mg/L	1	07/02/2018 18:58	143423
Lead	NELAP	0.0150		< 0.0150	mg/L	1	07/02/2018 18:58	143423
Selenium	NELAP	0.0400		< 0.0400	mg/L	1	07/02/2018 18:58	143423
Silver	NELAP	0.0070		< 0.0070	mg/L	1	07/02/2018 18:58	143423
<i>Contamination present in the MBLK for Cr. Sample results below the reporting limit are reportable per the TNI Standard.</i>								
SW-846 7470A (TOTAL)								
Mercury	NELAP	0.00020		< 0.00020	mg/L	1	07/02/2018 10:37	143425
SW-846 3510C,8270C, SEMI-VOLATILE ORGANIC COMPOUNDS								
Acenaphthene	NELAP	0.000100		ND	mg/L	1	07/03/2018 14:20	143449
Acenaphthylene	NELAP	0.000100		ND	mg/L	1	07/03/2018 14:20	143449
Anthracene	NELAP	0.000100		ND	mg/L	1	07/03/2018 14:20	143449
Benzo(a)anthracene	NELAP	0.000100		ND	mg/L	1	07/03/2018 14:20	143449
Benzo(a)pyrene	NELAP	0.000100		ND	mg/L	1	07/03/2018 14:20	143449
Benzo(b)fluoranthene	NELAP	0.000100		ND	mg/L	1	07/03/2018 14:20	143449
Benzo(g,h,i)perylene	NELAP	0.000100		ND	mg/L	1	07/03/2018 14:20	143449
Benzo(k)fluoranthene	NELAP	0.000100		ND	mg/L	1	07/03/2018 14:20	143449
Chrysene	NELAP	0.000100		ND	mg/L	1	07/03/2018 14:20	143449
Dibenzo(a,h)anthracene	NELAP	0.000100		ND	mg/L	1	07/03/2018 14:20	143449
Fluoranthene	NELAP	0.000200		ND	mg/L	1	07/03/2018 14:20	143449
Fluorene	NELAP	0.000100		ND	mg/L	1	07/03/2018 14:20	143449
Indeno(1,2,3-cd)pyrene	NELAP	0.000100		ND	mg/L	1	07/03/2018 14:20	143449
Naphthalene	NELAP	0.000200		ND	mg/L	1	07/03/2018 14:20	143449
Phenanthrene	NELAP	0.000400		ND	mg/L	1	07/03/2018 14:20	143449
Pyrene	NELAP	0.000100		ND	mg/L	1	07/03/2018 14:20	143449
Surr: 2-Fluorobiphenyl	*	10-164		84.1	%REC	1	07/03/2018 14:20	143449
Surr: Nitrobenzene-d5	*	10.3-142		74.7	%REC	1	07/03/2018 14:20	143449
Surr: p-Terphenyl-d14	*	47.1-148		112.8	%REC	1	07/03/2018 14:20	143449
SW-846 5030, 8260B, VOLATILE ORGANIC COMPOUNDS BY GC/MS								
Benzene	NELAP	0.5		ND	µg/L	1	06/30/2018 4:27	143457
Ethylbenzene	NELAP	2.0		ND	µg/L	1	06/30/2018 4:27	143457
Toluene	NELAP	2.0		ND	µg/L	1	06/30/2018 4:27	143457
Xylenes, Total	NELAP	2.0		ND	µg/L	1	06/30/2018 4:27	143457
Surr: 1,2-Dichloroethane-d4	*	79.6-118		99.2	%REC	1	06/30/2018 4:27	143457
Surr: 4-Bromofluorobenzene	*	83.9-115		102.6	%REC	1	06/30/2018 4:27	143457
Surr: Dibromofluoromethane	*	84.9-113		99.2	%REC	1	06/30/2018 4:27	143457
Surr: Toluene-d8	*	86.7-112		98.4	%REC	1	06/30/2018 4:27	143457

Client: ERM
 Client Project: Champaign GW 0466251
 Lab ID: 18061924-013
 Matrix: GROUNDWATER

Work Order: 18061924
 Report Date: 11-Jul-18
 Client Sample ID: UMW-121-WG-20180627
 Collection Date: 06/27/2018 13:45

Analyses	Certification	RL	Qual	Result	Units	DF	Date Analyzed	Batch
SW-846 9012A (TOTAL)								
Cyanide	NELAP	0.025		0.141	mg/L	5	07/03/2018 16:47	143469
SW-846 3005A, 6010B, METALS BY ICP (TOTAL)								
Arsenic	NELAP	0.0250		< 0.0250	mg/L	1	07/02/2018 19:02	143423
Barium	NELAP	0.0025		0.147	mg/L	1	07/02/2018 19:02	143423
Cadmium	NELAP	0.0020		< 0.0020	mg/L	1	07/02/2018 19:02	143423
Chromium	NELAP	0.0050	B	< 0.0050	mg/L	1	07/02/2018 19:02	143423
Lead	NELAP	0.0150		< 0.0150	mg/L	1	07/02/2018 19:02	143423
Selenium	NELAP	0.0400		< 0.0400	mg/L	1	07/02/2018 19:02	143423
Silver	NELAP	0.0070		< 0.0070	mg/L	1	07/02/2018 19:02	143423
<i>Contamination present in the MBLK for Cr. Sample results below the reporting limit are reportable per the TNI Standard.</i>								
SW-846 7470A (TOTAL)								
Mercury	NELAP	0.00020		< 0.00020	mg/L	1	07/02/2018 10:40	143425
SW-846 3510C,8270C, SEMI-VOLATILE ORGANIC COMPOUNDS								
Acenaphthene	NELAP	0.000100		ND	mg/L	1	07/03/2018 15:01	143449
Acenaphthylene	NELAP	0.000100		ND	mg/L	1	07/03/2018 15:01	143449
Anthracene	NELAP	0.000100		ND	mg/L	1	07/03/2018 15:01	143449
Benzo(a)anthracene	NELAP	0.000100		ND	mg/L	1	07/03/2018 15:01	143449
Benzo(a)pyrene	NELAP	0.000100		ND	mg/L	1	07/03/2018 15:01	143449
Benzo(b)fluoranthene	NELAP	0.000100		ND	mg/L	1	07/03/2018 15:01	143449
Benzo(g,h,i)perylene	NELAP	0.000100		ND	mg/L	1	07/03/2018 15:01	143449
Benzo(k)fluoranthene	NELAP	0.000100		ND	mg/L	1	07/03/2018 15:01	143449
Chrysene	NELAP	0.000100		ND	mg/L	1	07/03/2018 15:01	143449
Dibenzo(a,h)anthracene	NELAP	0.000100		ND	mg/L	1	07/03/2018 15:01	143449
Fluoranthene	NELAP	0.000200		ND	mg/L	1	07/03/2018 15:01	143449
Fluorene	NELAP	0.000100		ND	mg/L	1	07/03/2018 15:01	143449
Indeno(1,2,3-cd)pyrene	NELAP	0.000100		ND	mg/L	1	07/03/2018 15:01	143449
Naphthalene	NELAP	0.000200		ND	mg/L	1	07/03/2018 15:01	143449
Phenanthrene	NELAP	0.000400		ND	mg/L	1	07/03/2018 15:01	143449
Pyrene	NELAP	0.000100		ND	mg/L	1	07/03/2018 15:01	143449
Surr: 2-Fluorobiphenyl	*	10-164		87.6	%REC	1	07/03/2018 15:01	143449
Surr: Nitrobenzene-d5	*	10.3-142		78.5	%REC	1	07/03/2018 15:01	143449
Surr: p-Terphenyl-d14	*	47.1-148		115.4	%REC	1	07/03/2018 15:01	143449
SW-846 5030, 8260B, VOLATILE ORGANIC COMPOUNDS BY GC/MS								
Benzene	NELAP	0.5		ND	µg/L	1	06/30/2018 4:54	143457
Ethylbenzene	NELAP	2.0		ND	µg/L	1	06/30/2018 4:54	143457
Toluene	NELAP	2.0		ND	µg/L	1	06/30/2018 4:54	143457
Xylenes, Total	NELAP	2.0		ND	µg/L	1	06/30/2018 4:54	143457
Surr: 1,2-Dichloroethane-d4	*	79.6-118		100.9	%REC	1	06/30/2018 4:54	143457
Surr: 4-Bromofluorobenzene	*	83.9-115		103.8	%REC	1	06/30/2018 4:54	143457
Surr: Dibromofluoromethane	*	84.9-113		99.5	%REC	1	06/30/2018 4:54	143457
Surr: Toluene-d8	*	86.7-112		101.0	%REC	1	06/30/2018 4:54	143457



Laboratory Results

<http://www.teklabinc.com/>

Client: ERM
 Client Project: Champaign GW 0466251
 Lab ID: 18061924-014
 Matrix: GROUNDWATER

Work Order: 18061924
 Report Date: 11-Jul-18
 Client Sample ID: UMW-122-WG-20180626
 Collection Date: 06/26/2018 16:15

Analyses	Certification	RL	Qual	Result	Units	DF	Date Analyzed	Batch
SW-846 9012A (TOTAL)								
Cyanide	NELAP	0.005		0.031	mg/L	1	07/03/2018 14:53	143469
SW-846 3005A, 6010B, METALS BY ICP (TOTAL)								
Arsenic	NELAP	0.0250		< 0.0250	mg/L	1	07/02/2018 19:05	143423
Barium	NELAP	0.0025		0.0352	mg/L	1	07/02/2018 19:05	143423
Cadmium	NELAP	0.0020		< 0.0020	mg/L	1	07/02/2018 19:05	143423
Chromium	NELAP	0.0050	B	< 0.0050	mg/L	1	07/02/2018 19:05	143423
Lead	NELAP	0.0150		< 0.0150	mg/L	1	07/02/2018 19:05	143423
Selenium	NELAP	0.0400		< 0.0400	mg/L	1	07/02/2018 19:05	143423
Silver	NELAP	0.0070		< 0.0070	mg/L	1	07/02/2018 19:05	143423
<i>Contamination present in the MBLK for Cr. Sample results below the reporting limit are reportable per the TNI Standard.</i>								
SW-846 7470A (TOTAL)								
Mercury	NELAP	0.00020		< 0.00020	mg/L	1	07/02/2018 10:42	143425
SW-846 3510C,8270C, SEMI-VOLATILE ORGANIC COMPOUNDS								
Acenaphthene	NELAP	0.000100		ND	mg/L	1	07/03/2018 15:43	143449
Acenaphthylene	NELAP	0.000100		ND	mg/L	1	07/03/2018 15:43	143449
Anthracene	NELAP	0.000100		ND	mg/L	1	07/03/2018 15:43	143449
Benzo(a)anthracene	NELAP	0.000100		ND	mg/L	1	07/03/2018 15:43	143449
Benzo(a)pyrene	NELAP	0.000100		ND	mg/L	1	07/03/2018 15:43	143449
Benzo(b)fluoranthene	NELAP	0.000100		ND	mg/L	1	07/03/2018 15:43	143449
Benzo(g,h,i)perylene	NELAP	0.000100		ND	mg/L	1	07/03/2018 15:43	143449
Benzo(k)fluoranthene	NELAP	0.000100		ND	mg/L	1	07/03/2018 15:43	143449
Chrysene	NELAP	0.000100		ND	mg/L	1	07/03/2018 15:43	143449
Dibenzo(a,h)anthracene	NELAP	0.000100		ND	mg/L	1	07/03/2018 15:43	143449
Fluoranthene	NELAP	0.000200		ND	mg/L	1	07/03/2018 15:43	143449
Fluorene	NELAP	0.000100		ND	mg/L	1	07/03/2018 15:43	143449
Indeno(1,2,3-cd)pyrene	NELAP	0.000100		ND	mg/L	1	07/03/2018 15:43	143449
Naphthalene	NELAP	0.000200		ND	mg/L	1	07/03/2018 15:43	143449
Phenanthrene	NELAP	0.000400		ND	mg/L	1	07/03/2018 15:43	143449
Pyrene	NELAP	0.000100		ND	mg/L	1	07/03/2018 15:43	143449
Surr: 2-Fluorobiphenyl	*	10-164		82.1	%REC	1	07/03/2018 15:43	143449
Surr: Nitrobenzene-d5	*	10.3-142		71.0	%REC	1	07/03/2018 15:43	143449
Surr: p-Terphenyl-d14	*	47.1-148		97.2	%REC	1	07/03/2018 15:43	143449
SW-846 5030, 8260B, VOLATILE ORGANIC COMPOUNDS BY GC/MS								
Benzene	NELAP	0.5		ND	µg/L	1	06/30/2018 5:21	143457
Ethylbenzene	NELAP	2.0		ND	µg/L	1	06/30/2018 5:21	143457
Toluene	NELAP	2.0		ND	µg/L	1	06/30/2018 5:21	143457
Xylenes, Total	NELAP	2.0		ND	µg/L	1	06/30/2018 5:21	143457
Surr: 1,2-Dichloroethane-d4	*	79.6-118		102.0	%REC	1	06/30/2018 5:21	143457
Surr: 4-Bromofluorobenzene	*	83.9-115		102.3	%REC	1	06/30/2018 5:21	143457
Surr: Dibromofluoromethane	*	84.9-113		101.2	%REC	1	06/30/2018 5:21	143457
Surr: Toluene-d8	*	86.7-112		99.9	%REC	1	06/30/2018 5:21	143457

Client: ERM
 Client Project: Champaign GW 0466251
 Lab ID: 18061924-015
 Matrix: GROUNDWATER

Work Order: 18061924
 Report Date: 11-Jul-18
 Client Sample ID: UMW-123-WG-20180626
 Collection Date: 06/26/2018 17:30

Analyses	Certification	RL	Qual	Result	Units	DF	Date Analyzed	Batch
SW-846 9012A (TOTAL)								
Cyanide	NELAP	0.005		< 0.005	mg/L	1	07/03/2018 14:57	143469
SW-846 3005A, 6010B, METALS BY ICP (TOTAL)								
Arsenic	NELAP	0.0250		< 0.0250	mg/L	1	07/02/2018 19:09	143423
Barium	NELAP	0.0025		0.0216	mg/L	1	07/02/2018 19:09	143423
Cadmium	NELAP	0.0020		< 0.0020	mg/L	1	07/02/2018 19:09	143423
Chromium	NELAP	0.0050	B	< 0.0050	mg/L	1	07/02/2018 19:09	143423
Lead	NELAP	0.0150		< 0.0150	mg/L	1	07/02/2018 19:09	143423
Selenium	NELAP	0.0400		< 0.0400	mg/L	1	07/02/2018 19:09	143423
Silver	NELAP	0.0070		< 0.0070	mg/L	1	07/02/2018 19:09	143423
<i>Contamination present in the MBLK for Cr. Sample results below the reporting limit are reportable per the TNI Standard.</i>								
SW-846 7470A (TOTAL)								
Mercury	NELAP	0.00020		< 0.00020	mg/L	1	07/02/2018 10:44	143425
SW-846 3510C,8270C, SEMI-VOLATILE ORGANIC COMPOUNDS								
Acenaphthene	NELAP	0.000100		ND	mg/L	1	07/03/2018 16:24	143449
Acenaphthylene	NELAP	0.000100		ND	mg/L	1	07/03/2018 16:24	143449
Anthracene	NELAP	0.000100		ND	mg/L	1	07/03/2018 16:24	143449
Benzo(a)anthracene	NELAP	0.000100		ND	mg/L	1	07/03/2018 16:24	143449
Benzo(a)pyrene	NELAP	0.000100		ND	mg/L	1	07/03/2018 16:24	143449
Benzo(b)fluoranthene	NELAP	0.000100		ND	mg/L	1	07/03/2018 16:24	143449
Benzo(g,h,i)perylene	NELAP	0.000100		ND	mg/L	1	07/03/2018 16:24	143449
Benzo(k)fluoranthene	NELAP	0.000100		ND	mg/L	1	07/03/2018 16:24	143449
Chrysene	NELAP	0.000100		ND	mg/L	1	07/03/2018 16:24	143449
Dibenzo(a,h)anthracene	NELAP	0.000100		ND	mg/L	1	07/03/2018 16:24	143449
Fluoranthene	NELAP	0.000200		ND	mg/L	1	07/03/2018 16:24	143449
Fluorene	NELAP	0.000100		ND	mg/L	1	07/03/2018 16:24	143449
Indeno(1,2,3-cd)pyrene	NELAP	0.000100		ND	mg/L	1	07/03/2018 16:24	143449
Naphthalene	NELAP	0.000200		ND	mg/L	1	07/03/2018 16:24	143449
Phenanthrene	NELAP	0.000400		ND	mg/L	1	07/03/2018 16:24	143449
Pyrene	NELAP	0.000100		ND	mg/L	1	07/03/2018 16:24	143449
Surr: 2-Fluorobiphenyl	*	10-164		74.5	%REC	1	07/03/2018 16:24	143449
Surr: Nitrobenzene-d5	*	10.3-142		66.0	%REC	1	07/03/2018 16:24	143449
Surr: p-Terphenyl-d14	*	47.1-148		105.5	%REC	1	07/03/2018 16:24	143449
SW-846 5030, 8260B, VOLATILE ORGANIC COMPOUNDS BY GC/MS								
Benzene	NELAP	0.5		ND	µg/L	1	06/30/2018 5:47	143457
Ethylbenzene	NELAP	2.0		ND	µg/L	1	06/30/2018 5:47	143457
Toluene	NELAP	2.0		ND	µg/L	1	06/30/2018 5:47	143457
Xylenes, Total	NELAP	2.0		ND	µg/L	1	06/30/2018 5:47	143457
Surr: 1,2-Dichloroethane-d4	*	79.6-118		101.0	%REC	1	06/30/2018 5:47	143457
Surr: 4-Bromofluorobenzene	*	83.9-115		103.0	%REC	1	06/30/2018 5:47	143457
Surr: Dibromofluoromethane	*	84.9-113		99.6	%REC	1	06/30/2018 5:47	143457
Surr: Toluene-d8	*	86.7-112		101.2	%REC	1	06/30/2018 5:47	143457

Client: ERM
 Client Project: Champaign GW 0466251
 Lab ID: 18061924-016
 Matrix: GROUNDWATER

Work Order: 18061924
 Report Date: 11-Jul-18
 Client Sample ID: UMW-124-WG-20180625
 Collection Date: 06/25/2018 14:20

Analyses	Certification	RL	Qual	Result	Units	DF	Date Analyzed	Batch
SW-846 9012A (TOTAL)								
Cyanide	NELAP	0.005		0.010	mg/L	1	07/03/2018 15:02	143469
SW-846 3005A, 6010B, METALS BY ICP (TOTAL)								
Arsenic	NELAP	0.0250		< 0.0250	mg/L	1	07/02/2018 19:13	143423
Barium	NELAP	0.0025		0.0265	mg/L	1	07/02/2018 19:13	143423
Cadmium	NELAP	0.0020		< 0.0020	mg/L	1	07/02/2018 19:13	143423
Chromium	NELAP	0.0050	B	< 0.0050	mg/L	1	07/02/2018 19:13	143423
Lead	NELAP	0.0150		< 0.0150	mg/L	1	07/02/2018 19:13	143423
Selenium	NELAP	0.0400		< 0.0400	mg/L	1	07/02/2018 19:13	143423
Silver	NELAP	0.0070		< 0.0070	mg/L	1	07/02/2018 19:13	143423
<i>Contamination present in the MBLK for Cr. Sample results below the reporting limit are reportable per the TNI Standard.</i>								
SW-846 7470A (TOTAL)								
Mercury	NELAP	0.00020		< 0.00020	mg/L	1	07/02/2018 10:51	143425
SW-846 3510C,8270C, SEMI-VOLATILE ORGANIC COMPOUNDS								
Acenaphthene	NELAP	0.000100		0.000486	mg/L	1	07/02/2018 22:12	143449
Acenaphthylene	NELAP	0.000100		0.000272	mg/L	1	07/02/2018 22:12	143449
Anthracene	NELAP	0.000100		ND	mg/L	1	07/02/2018 22:12	143449
Benzo(a)anthracene	NELAP	0.000100		ND	mg/L	1	07/02/2018 22:12	143449
Benzo(a)pyrene	NELAP	0.000100		ND	mg/L	1	07/02/2018 22:12	143449
Benzo(b)fluoranthene	NELAP	0.000100		ND	mg/L	1	07/02/2018 22:12	143449
Benzo(g,h,i)perylene	NELAP	0.000100		ND	mg/L	1	07/02/2018 22:12	143449
Benzo(k)fluoranthene	NELAP	0.000100		ND	mg/L	1	07/02/2018 22:12	143449
Chrysene	NELAP	0.000100		ND	mg/L	1	07/02/2018 22:12	143449
Dibenzo(a,h)anthracene	NELAP	0.000100		ND	mg/L	1	07/02/2018 22:12	143449
Fluoranthene	NELAP	0.000200		ND	mg/L	1	07/02/2018 22:12	143449
Fluorene	NELAP	0.000100		0.000179	mg/L	1	07/02/2018 22:12	143449
Indeno(1,2,3-cd)pyrene	NELAP	0.000100		ND	mg/L	1	07/02/2018 22:12	143449
Naphthalene	NELAP	0.0100		0.0449	mg/L	50	07/10/2018 13:14	143449
Phenanthrene	NELAP	0.000400		ND	mg/L	1	07/02/2018 22:12	143449
Pyrene	NELAP	0.000100		ND	mg/L	1	07/02/2018 22:12	143449
Surr: 2-Fluorobiphenyl	*	10-164		78.2	%REC	1	07/02/2018 22:12	143449
Surr: Nitrobenzene-d5	*	10.3-142		82.1	%REC	1	07/02/2018 22:12	143449
Surr: p-Terphenyl-d14	*	47.1-148		106.8	%REC	1	07/02/2018 22:12	143449
SW-846 5030, 8260B, VOLATILE ORGANIC COMPOUNDS BY GC/MS								
Benzene	NELAP	0.5		97.5	µg/L	1	06/30/2018 6:14	143457
Ethylbenzene	NELAP	2.0		9.1	µg/L	1	06/30/2018 6:14	143457
Toluene	NELAP	2.0		46.9	µg/L	1	06/30/2018 6:14	143457
Xylenes, Total	NELAP	2.0		24.0	µg/L	1	06/30/2018 6:14	143457
Surr: 1,2-Dichloroethane-d4	*	79.6-118		102.2	%REC	1	06/30/2018 6:14	143457
Surr: 4-Bromofluorobenzene	*	83.9-115		102.9	%REC	1	06/30/2018 6:14	143457
Surr: Dibromofluoromethane	*	84.9-113		99.2	%REC	1	06/30/2018 6:14	143457
Surr: Toluene-d8	*	86.7-112		99.2	%REC	1	06/30/2018 6:14	143457

Client: ERM
 Client Project: Champaign GW 0466251
 Lab ID: 18061924-017
 Matrix: GROUNDWATER

Work Order: 18061924
 Report Date: 11-Jul-18
 Client Sample ID: UMW-125-WG-20180627
 Collection Date: 06/27/2018 8:10

Analyses	Certification	RL	Qual	Result	Units	DF	Date Analyzed	Batch
SW-846 9012A (TOTAL)								
Cyanide	NELAP	0.005		0.038	mg/L	1	07/03/2018 15:28	143469
SW-846 3005A, 6010B, METALS BY ICP (TOTAL)								
Arsenic	NELAP	0.0250		< 0.0250	mg/L	1	07/02/2018 19:16	143423
Barium	NELAP	0.0025		0.0212	mg/L	1	07/02/2018 19:16	143423
Cadmium	NELAP	0.0020		0.0032	mg/L	1	07/02/2018 19:16	143423
Chromium	NELAP	0.0050	B	< 0.0050	mg/L	1	07/02/2018 19:16	143423
Lead	NELAP	0.0150		< 0.0150	mg/L	1	07/02/2018 19:16	143423
Selenium	NELAP	0.0400		< 0.0400	mg/L	1	07/02/2018 19:16	143423
Silver	NELAP	0.0070		< 0.0070	mg/L	1	07/02/2018 19:16	143423
<i>Contamination present in the MBLK for Cr. Sample results below the reporting limit are reportable per the TNI Standard.</i>								
SW-846 7470A (TOTAL)								
Mercury	NELAP	0.00020		< 0.00020	mg/L	1	07/02/2018 10:53	143425
SW-846 3510C,8270C, SEMI-VOLATILE ORGANIC COMPOUNDS								
Acenaphthene	NELAP	0.000100		ND	mg/L	1	07/03/2018 17:04	143449
Acenaphthylene	NELAP	0.000100		ND	mg/L	1	07/03/2018 17:04	143449
Anthracene	NELAP	0.000100		ND	mg/L	1	07/03/2018 17:04	143449
Benzo(a)anthracene	NELAP	0.000100		ND	mg/L	1	07/03/2018 17:04	143449
Benzo(a)pyrene	NELAP	0.000100		ND	mg/L	1	07/03/2018 17:04	143449
Benzo(b)fluoranthene	NELAP	0.000100		ND	mg/L	1	07/03/2018 17:04	143449
Benzo(g,h,i)perylene	NELAP	0.000100		ND	mg/L	1	07/03/2018 17:04	143449
Benzo(k)fluoranthene	NELAP	0.000100		ND	mg/L	1	07/03/2018 17:04	143449
Chrysene	NELAP	0.000100		ND	mg/L	1	07/03/2018 17:04	143449
Dibenzo(a,h)anthracene	NELAP	0.000100		ND	mg/L	1	07/03/2018 17:04	143449
Fluoranthene	NELAP	0.000200		ND	mg/L	1	07/03/2018 17:04	143449
Fluorene	NELAP	0.000100		ND	mg/L	1	07/03/2018 17:04	143449
Indeno(1,2,3-cd)pyrene	NELAP	0.000100		ND	mg/L	1	07/03/2018 17:04	143449
Naphthalene	NELAP	0.000200		0.000748	mg/L	1	07/03/2018 17:04	143449
Phenanthrene	NELAP	0.000400		ND	mg/L	1	07/03/2018 17:04	143449
Pyrene	NELAP	0.000100		ND	mg/L	1	07/03/2018 17:04	143449
Surr: 2-Fluorobiphenyl	*	10-164		85.7	%REC	1	07/03/2018 17:04	143449
Surr: Nitrobenzene-d5	*	10.3-142		69.3	%REC	1	07/03/2018 17:04	143449
Surr: p-Terphenyl-d14	*	47.1-148		108.1	%REC	1	07/03/2018 17:04	143449
SW-846 5030, 8260B, VOLATILE ORGANIC COMPOUNDS BY GC/MS								
Benzene	NELAP	0.5		9.1	µg/L	1	06/30/2018 6:41	143457
Ethylbenzene	NELAP	2.0		ND	µg/L	1	06/30/2018 6:41	143457
Toluene	NELAP	2.0		ND	µg/L	1	06/30/2018 6:41	143457
Xylenes, Total	NELAP	2.0		ND	µg/L	1	06/30/2018 6:41	143457
Surr: 1,2-Dichloroethane-d4	*	79.6-118		100.4	%REC	1	06/30/2018 6:41	143457
Surr: 4-Bromofluorobenzene	*	83.9-115		103.8	%REC	1	06/30/2018 6:41	143457
Surr: Dibromofluoromethane	*	84.9-113		100.2	%REC	1	06/30/2018 6:41	143457
Surr: Toluene-d8	*	86.7-112		100.6	%REC	1	06/30/2018 6:41	143457

Client: ERM
 Client Project: Champaign GW 0466251
 Lab ID: 18061924-018
 Matrix: GROUNDWATER

Work Order: 18061924
 Report Date: 11-Jul-18
 Client Sample ID: UMW-126-WG-20180627
 Collection Date: 06/27/2018 11:20

Analyses	Certification	RL	Qual	Result	Units	DF	Date Analyzed	Batch
SW-846 9012A (TOTAL)								
Cyanide	NELAP	0.005		< 0.005	mg/L	1	07/03/2018 15:32	143469
SW-846 3005A, 6010B, METALS BY ICP (TOTAL)								
Arsenic	NELAP	0.0250		< 0.0250	mg/L	1	07/02/2018 19:20	143423
Barium	NELAP	0.0025		0.0266	mg/L	1	07/02/2018 19:20	143423
Cadmium	NELAP	0.0020		< 0.0020	mg/L	1	07/02/2018 19:20	143423
Chromium	NELAP	0.0050	B	< 0.0050	mg/L	1	07/02/2018 19:20	143423
Lead	NELAP	0.0150		< 0.0150	mg/L	1	07/02/2018 19:20	143423
Selenium	NELAP	0.0400		< 0.0400	mg/L	1	07/02/2018 19:20	143423
Silver	NELAP	0.0070		< 0.0070	mg/L	1	07/02/2018 19:20	143423
<i>Contamination present in the MBLK for Cr. Sample results below the reporting limit are reportable per the TNI Standard.</i>								
SW-846 7470A (TOTAL)								
Mercury	NELAP	0.00020		< 0.00020	mg/L	1	07/02/2018 8:51	143426
SW-846 3510C,8270C, SEMI-VOLATILE ORGANIC COMPOUNDS								
Acenaphthene	NELAP	0.000100		ND	mg/L	1	07/10/2018 17:13	143449
Acenaphthylene	NELAP	0.000100		ND	mg/L	1	07/10/2018 17:13	143449
Anthracene	NELAP	0.000100		ND	mg/L	1	07/10/2018 17:13	143449
Benzo(a)anthracene	NELAP	0.000100		ND	mg/L	1	07/10/2018 17:13	143449
Benzo(a)pyrene	NELAP	0.000100		ND	mg/L	1	07/10/2018 17:13	143449
Benzo(b)fluoranthene	NELAP	0.000100		ND	mg/L	1	07/10/2018 17:13	143449
Benzo(g,h,i)perylene	NELAP	0.000100		ND	mg/L	1	07/10/2018 17:13	143449
Benzo(k)fluoranthene	NELAP	0.000100		ND	mg/L	1	07/10/2018 17:13	143449
Chrysene	NELAP	0.000100		ND	mg/L	1	07/10/2018 17:13	143449
Dibenzo(a,h)anthracene	NELAP	0.000100		ND	mg/L	1	07/10/2018 17:13	143449
Fluoranthene	NELAP	0.000200		ND	mg/L	1	07/10/2018 17:13	143449
Fluorene	NELAP	0.000100		ND	mg/L	1	07/10/2018 17:13	143449
Indeno(1,2,3-cd)pyrene	NELAP	0.000100		ND	mg/L	1	07/10/2018 17:13	143449
Naphthalene	NELAP	0.000200		ND	mg/L	1	07/10/2018 17:13	143449
Phenanthrene	NELAP	0.000400		ND	mg/L	1	07/10/2018 17:13	143449
Pyrene	NELAP	0.000100		ND	mg/L	1	07/10/2018 17:13	143449
Surr: 2-Fluorobiphenyl	*	10-164		86.9	%REC	1	07/10/2018 17:13	143449
Surr: Nitrobenzene-d5	*	10.3-142		82.0	%REC	1	07/10/2018 17:13	143449
Surr: p-Terphenyl-d14	*	47.1-148		114.3	%REC	1	07/10/2018 17:13	143449
SW-846 5030, 8260B, VOLATILE ORGANIC COMPOUNDS BY GC/MS								
Benzene	NELAP	0.5		61.3	µg/L	1	06/30/2018 7:08	143457
Ethylbenzene	NELAP	2.0		ND	µg/L	1	06/30/2018 7:08	143457
Toluene	NELAP	2.0		ND	µg/L	1	06/30/2018 7:08	143457
Xylenes, Total	NELAP	2.0		ND	µg/L	1	06/30/2018 7:08	143457
Surr: 1,2-Dichloroethane-d4	*	79.6-118		101.6	%REC	1	06/30/2018 7:08	143457
Surr: 4-Bromofluorobenzene	*	83.9-115		105.8	%REC	1	06/30/2018 7:08	143457
Surr: Dibromofluoromethane	*	84.9-113		99.6	%REC	1	06/30/2018 7:08	143457
Surr: Toluene-d8	*	86.7-112		100.8	%REC	1	06/30/2018 7:08	143457

Client: ERM

Work Order: 18061924

Client Project: Champaign GW 0466251

Report Date: 11-Jul-18

Lab ID: 18061924-019

Client Sample ID: UMW-127-WG-20180627

Matrix: GROUNDWATER

Collection Date: 06/27/2018 9:30

Analyses	Certification	RL	Qual	Result	Units	DF	Date Analyzed	Batch
SW-846 9012A (TOTAL)								
Cyanide	NELAP	0.005		< 0.005	mg/L	1	07/03/2018 15:37	143469
SW-846 3005A, 6010B, METALS BY ICP (TOTAL)								
Arsenic	NELAP	0.0250		< 0.0250	mg/L	1	07/02/2018 12:27	143424
Barium	NELAP	0.0025		0.176	mg/L	1	07/02/2018 12:27	143424
Cadmium	NELAP	0.0020		< 0.0020	mg/L	1	07/02/2018 12:27	143424
Chromium	NELAP	0.0050	B	< 0.0050	mg/L	1	07/02/2018 12:27	143424
Lead	NELAP	0.0150		< 0.0150	mg/L	1	07/02/2018 12:27	143424
Selenium	NELAP	0.0400		< 0.0400	mg/L	1	07/02/2018 12:27	143424
Silver	NELAP	0.0070		< 0.0070	mg/L	1	07/02/2018 12:27	143424
<i>Contamination present in the MBLK for Cr. Sample results below the reporting limit are reportable per the TNI Standard.</i>								
SW-846 7470A (TOTAL)								
Mercury	NELAP	0.00020		< 0.00020	mg/L	1	07/02/2018 9:03	143426
SW-846 3510C,8270C, SEMI-VOLATILE ORGANIC COMPOUNDS								
Acenaphthene	NELAP	0.000100		0.000220	mg/L	1	07/10/2018 16:33	143449
Acenaphthylene	NELAP	0.000100		ND	mg/L	1	07/10/2018 16:33	143449
Anthracene	NELAP	0.000100		ND	mg/L	1	07/10/2018 16:33	143449
Benzo(a)anthracene	NELAP	0.000100		ND	mg/L	1	07/10/2018 16:33	143449
Benzo(a)pyrene	NELAP	0.000100		ND	mg/L	1	07/10/2018 16:33	143449
Benzo(b)fluoranthene	NELAP	0.000100		ND	mg/L	1	07/10/2018 16:33	143449
Benzo(g,h,i)perylene	NELAP	0.000100		ND	mg/L	1	07/10/2018 16:33	143449
Benzo(k)fluoranthene	NELAP	0.000100		ND	mg/L	1	07/10/2018 16:33	143449
Chrysene	NELAP	0.000100		ND	mg/L	1	07/10/2018 16:33	143449
Dibenzo(a,h)anthracene	NELAP	0.000100		ND	mg/L	1	07/10/2018 16:33	143449
Fluoranthene	NELAP	0.000200		ND	mg/L	1	07/10/2018 16:33	143449
Fluorene	NELAP	0.000100		0.000176	mg/L	1	07/10/2018 16:33	143449
Indeno(1,2,3-cd)pyrene	NELAP	0.000100		ND	mg/L	1	07/10/2018 16:33	143449
Naphthalene	NELAP	0.000200		0.00192	mg/L	1	07/10/2018 16:33	143449
Phenanthrene	NELAP	0.000400		0.000449	mg/L	1	07/10/2018 16:33	143449
Pyrene	NELAP	0.000100		ND	mg/L	1	07/10/2018 16:33	143449
Surr: 2-Fluorobiphenyl	*	10-164		91.2	%REC	1	07/10/2018 16:33	143449
Surr: Nitrobenzene-d5	*	10.3-142		89.6	%REC	1	07/10/2018 16:33	143449
Surr: p-Terphenyl-d14	*	47.1-148		74.1	%REC	1	07/10/2018 16:33	143449
SW-846 5030, 8260B, VOLATILE ORGANIC COMPOUNDS BY GC/MS								
Benzene	NELAP	0.5		3.1	µg/L	1	06/30/2018 11:14	143460
Ethylbenzene	NELAP	2.0		ND	µg/L	1	06/30/2018 11:14	143460
Toluene	NELAP	2.0		ND	µg/L	1	06/30/2018 11:14	143460
Xylenes, Total	NELAP	2.0		ND	µg/L	1	06/30/2018 11:14	143460
Surr: 1,2-Dichloroethane-d4	*	79.6-118		99.8	%REC	1	06/30/2018 11:14	143460
Surr: 4-Bromofluorobenzene	*	83.9-115		102.6	%REC	1	06/30/2018 11:14	143460
Surr: Dibromofluoromethane	*	84.9-113		99.9	%REC	1	06/30/2018 11:14	143460
Surr: Toluene-d8	*	86.7-112		100.1	%REC	1	06/30/2018 11:14	143460

Client: ERM
 Client Project: Champaign GW 0466251
 Lab ID: 18061924-020
 Matrix: GROUNDWATER

Work Order: 18061924
 Report Date: 11-Jul-18
 Client Sample ID: UMW-300-WG-20180626
 Collection Date: 06/26/2018 12:15

Analyses	Certification	RL	Qual	Result	Units	DF	Date Analyzed	Batch
SW-846 9012A (TOTAL)								
Cyanide	NELAP	0.005		< 0.005	mg/L	1	07/03/2018 15:54	143469
SW-846 3005A, 6010B, METALS BY ICP (TOTAL)								
Arsenic	NELAP	0.0250		< 0.0250	mg/L	1	07/02/2018 12:32	143424
Barium	NELAP	0.0025		0.0854	mg/L	1	07/02/2018 12:32	143424
Cadmium	NELAP	0.0020		< 0.0020	mg/L	1	07/02/2018 12:32	143424
Chromium	NELAP	0.0050	B	< 0.0050	mg/L	1	07/02/2018 12:32	143424
Lead	NELAP	0.0150		< 0.0150	mg/L	1	07/02/2018 12:32	143424
Selenium	NELAP	0.0400		< 0.0400	mg/L	1	07/02/2018 12:32	143424
Silver	NELAP	0.0070		< 0.0070	mg/L	1	07/02/2018 12:32	143424
<i>Contamination present in the MBLK for Cr. Sample results below the reporting limit are reportable per the TNI Standard.</i>								
SW-846 7470A (TOTAL)								
Mercury	NELAP	0.00020		< 0.00020	mg/L	1	07/02/2018 9:05	143426
SW-846 3510C,8270C, SEMI-VOLATILE ORGANIC COMPOUNDS								
Acenaphthene	NELAP	0.000100		ND	mg/L	1	07/10/2018 15:53	143449
Acenaphthylene	NELAP	0.000100		ND	mg/L	1	07/10/2018 15:53	143449
Anthracene	NELAP	0.000100		ND	mg/L	1	07/10/2018 15:53	143449
Benzo(a)anthracene	NELAP	0.000100		ND	mg/L	1	07/10/2018 15:53	143449
Benzo(a)pyrene	NELAP	0.000100		ND	mg/L	1	07/10/2018 15:53	143449
Benzo(b)fluoranthene	NELAP	0.000100		ND	mg/L	1	07/10/2018 15:53	143449
Benzo(g,h,i)perylene	NELAP	0.000100		ND	mg/L	1	07/10/2018 15:53	143449
Benzo(k)fluoranthene	NELAP	0.000100		ND	mg/L	1	07/10/2018 15:53	143449
Chrysene	NELAP	0.000100		ND	mg/L	1	07/10/2018 15:53	143449
Dibenzo(a,h)anthracene	NELAP	0.000100		ND	mg/L	1	07/10/2018 15:53	143449
Fluoranthene	NELAP	0.000200		ND	mg/L	1	07/10/2018 15:53	143449
Fluorene	NELAP	0.000100		ND	mg/L	1	07/10/2018 15:53	143449
Indeno(1,2,3-cd)pyrene	NELAP	0.000100		ND	mg/L	1	07/10/2018 15:53	143449
Naphthalene	NELAP	0.000200		ND	mg/L	1	07/10/2018 15:53	143449
Phenanthrene	NELAP	0.000400		ND	mg/L	1	07/10/2018 15:53	143449
Pyrene	NELAP	0.000100		ND	mg/L	1	07/10/2018 15:53	143449
Surr: 2-Fluorobiphenyl	*	10-164		84.6	%REC	1	07/10/2018 15:53	143449
Surr: Nitrobenzene-d5	*	10.3-142		75.8	%REC	1	07/10/2018 15:53	143449
Surr: p-Terphenyl-d14	*	47.1-148		107.2	%REC	1	07/10/2018 15:53	143449
SW-846 5030, 8260B, VOLATILE ORGANIC COMPOUNDS BY GC/MS								
Benzene	NELAP	0.5		ND	µg/L	1	06/30/2018 11:41	143460
Ethylbenzene	NELAP	2.0		ND	µg/L	1	06/30/2018 11:41	143460
Toluene	NELAP	2.0		ND	µg/L	1	06/30/2018 11:41	143460
Xylenes, Total	NELAP	2.0		ND	µg/L	1	06/30/2018 11:41	143460
Surr: 1,2-Dichloroethane-d4	*	79.6-118		101.1	%REC	1	06/30/2018 11:41	143460
Surr: 4-Bromofluorobenzene	*	83.9-115		101.3	%REC	1	06/30/2018 11:41	143460
Surr: Dibromofluoromethane	*	84.9-113		100.2	%REC	1	06/30/2018 11:41	143460
Surr: Toluene-d8	*	86.7-112		100.7	%REC	1	06/30/2018 11:41	143460

Client: ERM
 Client Project: Champaign GW 0466251
 Lab ID: 18061924-021
 Matrix: GROUNDWATER

Work Order: 18061924
 Report Date: 11-Jul-18
 Client Sample ID: UMW-301R-WG-20180627
 Collection Date: 06/27/2018 9:25

Analyses	Certification	RL	Qual	Result	Units	DF	Date Analyzed	Batch
SW-846 9012A (TOTAL)								
Cyanide	NELAP	0.005		< 0.005	mg/L	1	07/05/2018 12:03	143513
SW-846 3005A, 6010B, METALS BY ICP (TOTAL)								
Arsenic	NELAP	0.0250		< 0.0250	mg/L	1	07/02/2018 12:38	143424
Barium	NELAP	0.0025		0.0786	mg/L	1	07/02/2018 12:38	143424
Cadmium	NELAP	0.0020		< 0.0020	mg/L	1	07/02/2018 12:38	143424
Chromium	NELAP	0.0050	B	< 0.0050	mg/L	1	07/02/2018 12:38	143424
Lead	NELAP	0.0150		< 0.0150	mg/L	1	07/02/2018 12:38	143424
Selenium	NELAP	0.0400		< 0.0400	mg/L	1	07/02/2018 12:38	143424
Silver	NELAP	0.0070		< 0.0070	mg/L	1	07/02/2018 12:38	143424
<i>Contamination present in the MBLK for Cr. Sample results below the reporting limit are reportable per the TNI Standard.</i>								
SW-846 7470A (TOTAL)								
Mercury	NELAP	0.00020		< 0.00020	mg/L	1	07/02/2018 9:08	143426
SW-846 3510C,8270C, SEMI-VOLATILE ORGANIC COMPOUNDS								
Acenaphthene	NELAP	0.000100		0.00411	mg/L	1	07/09/2018 13:35	143474
Acenaphthylene	NELAP	0.000100		0.00488	mg/L	1	07/09/2018 13:35	143474
Anthracene	NELAP	0.000100		ND	mg/L	1	07/09/2018 13:35	143474
Benzo(a)anthracene	NELAP	0.000100		ND	mg/L	1	07/09/2018 13:35	143474
Benzo(a)pyrene	NELAP	0.000100		ND	mg/L	1	07/09/2018 13:35	143474
Benzo(b)fluoranthene	NELAP	0.000100		ND	mg/L	1	07/09/2018 13:35	143474
Benzo(g,h,i)perylene	NELAP	0.000100		ND	mg/L	1	07/09/2018 13:35	143474
Benzo(k)fluoranthene	NELAP	0.000100		ND	mg/L	1	07/09/2018 13:35	143474
Chrysene	NELAP	0.000100		ND	mg/L	1	07/09/2018 13:35	143474
Dibenzo(a,h)anthracene	NELAP	0.000100		ND	mg/L	1	07/09/2018 13:35	143474
Fluoranthene	NELAP	0.000200		ND	mg/L	1	07/09/2018 13:35	143474
Fluorene	NELAP	0.000100		0.000241	mg/L	1	07/09/2018 13:35	143474
Indeno(1,2,3-cd)pyrene	NELAP	0.000100		ND	mg/L	1	07/09/2018 13:35	143474
Naphthalene	NELAP	0.000200		0.000294	mg/L	1	07/09/2018 13:35	143474
Phenanthrene	NELAP	0.000400		ND	mg/L	1	07/09/2018 13:35	143474
Pyrene	NELAP	0.000100		ND	mg/L	1	07/09/2018 13:35	143474
Surr: 2-Fluorobiphenyl	*	10-164		67.1	%REC	1	07/09/2018 13:35	143474
Surr: Nitrobenzene-d5	*	10.3-142		61.4	%REC	1	07/09/2018 13:35	143474
Surr: p-Terphenyl-d14	*	47.1-148		88.0	%REC	1	07/09/2018 13:35	143474
SW-846 5030, 8260B, VOLATILE ORGANIC COMPOUNDS BY GC/MS								
Benzene	NELAP	0.5		ND	µg/L	1	06/30/2018 12:09	143460
Ethylbenzene	NELAP	2.0		ND	µg/L	1	06/30/2018 12:09	143460
Toluene	NELAP	2.0		ND	µg/L	1	06/30/2018 12:09	143460
Xylenes, Total	NELAP	2.0		ND	µg/L	1	06/30/2018 12:09	143460
Surr: 1,2-Dichloroethane-d4	*	79.6-118		100.4	%REC	1	06/30/2018 12:09	143460
Surr: 4-Bromofluorobenzene	*	83.9-115		100.8	%REC	1	06/30/2018 12:09	143460
Surr: Dibromofluoromethane	*	84.9-113		98.8	%REC	1	06/30/2018 12:09	143460
Surr: Toluene-d8	*	86.7-112		100.2	%REC	1	06/30/2018 12:09	143460

Client: ERM
 Client Project: Champaign GW 0466251
 Lab ID: 18061924-022
 Matrix: GROUNDWATER

Work Order: 18061924
 Report Date: 11-Jul-18
 Client Sample ID: UMW-302-WG-20180627
 Collection Date: 06/27/2018 13:50

Analyses	Certification	RL	Qual	Result	Units	DF	Date Analyzed	Batch
SW-846 9012A (TOTAL)								
Cyanide	NELAP	0.026		0.091	mg/L	5	07/05/2018 14:45	143513
SW-846 3005A, 6010B, METALS BY ICP (TOTAL)								
Arsenic	NELAP	0.0250		< 0.0250	mg/L	1	07/02/2018 12:44	143424
Barium	NELAP	0.0025		0.0537	mg/L	1	07/02/2018 12:44	143424
Cadmium	NELAP	0.0020		< 0.0020	mg/L	1	07/02/2018 12:44	143424
Chromium	NELAP	0.0050	B	< 0.0050	mg/L	1	07/02/2018 12:44	143424
Lead	NELAP	0.0150		< 0.0150	mg/L	1	07/02/2018 12:44	143424
Selenium	NELAP	0.0400		< 0.0400	mg/L	1	07/02/2018 12:44	143424
Silver	NELAP	0.0070		< 0.0070	mg/L	1	07/02/2018 12:44	143424
<i>Contamination present in the MBLK for Cr. Sample results below the reporting limit are reportable per the TNI Standard.</i>								
SW-846 7470A (TOTAL)								
Mercury	NELAP	0.00020		< 0.00020	mg/L	1	07/02/2018 9:10	143426
SW-846 3510C,8270C, SEMI-VOLATILE ORGANIC COMPOUNDS								
Acenaphthene	NELAP	0.000100		0.000349	mg/L	1	07/09/2018 14:14	143474
Acenaphthylene	NELAP	0.000100		0.000474	mg/L	1	07/09/2018 14:14	143474
Anthracene	NELAP	0.000100		ND	mg/L	1	07/09/2018 14:14	143474
Benzo(a)anthracene	NELAP	0.000100		ND	mg/L	1	07/09/2018 14:14	143474
Benzo(a)pyrene	NELAP	0.000100		ND	mg/L	1	07/09/2018 14:14	143474
Benzo(b)fluoranthene	NELAP	0.000100		ND	mg/L	1	07/09/2018 14:14	143474
Benzo(g,h,i)perylene	NELAP	0.000100		ND	mg/L	1	07/09/2018 14:14	143474
Benzo(k)fluoranthene	NELAP	0.000100		ND	mg/L	1	07/09/2018 14:14	143474
Chrysene	NELAP	0.000100		ND	mg/L	1	07/09/2018 14:14	143474
Dibenzo(a,h)anthracene	NELAP	0.000100		ND	mg/L	1	07/09/2018 14:14	143474
Fluoranthene	NELAP	0.000200		ND	mg/L	1	07/09/2018 14:14	143474
Fluorene	NELAP	0.000100		ND	mg/L	1	07/09/2018 14:14	143474
Indeno(1,2,3-cd)pyrene	NELAP	0.000100		ND	mg/L	1	07/09/2018 14:14	143474
Naphthalene	NELAP	0.200		1.96	mg/L	1000	07/10/2018 13:54	143474
Phenanthrene	NELAP	0.000400		ND	mg/L	1	07/09/2018 14:14	143474
Pyrene	NELAP	0.000100		ND	mg/L	1	07/09/2018 14:14	143474
Surr: 2-Fluorobiphenyl	*	10-164	S	0	%REC	1000	07/10/2018 13:54	143474
Surr: Nitrobenzene-d5	*	10.3-142	S	0	%REC	1000	07/10/2018 13:54	143474
Surr: p-Terphenyl-d14	*	47.1-148		110.7	%REC	1	07/09/2018 14:14	143474
<i>Surrogate recovery is outside control limits due to sample dilution.</i>								
SW-846 5030, 8260B, VOLATILE ORGANIC COMPOUNDS BY GC/MS								
Benzene	NELAP	5.0		407	µg/L	10	07/03/2018 14:35	143521
Ethylbenzene	NELAP	20.0		703	µg/L	10	07/03/2018 14:35	143521
Toluene	NELAP	20.0		ND	µg/L	10	07/03/2018 14:35	143521
Xylenes, Total	NELAP	20.0		175	µg/L	10	07/03/2018 14:35	143521
Surr: 1,2-Dichloroethane-d4	*	79.6-118		98.2	%REC	10	07/03/2018 14:35	143521
Surr: 4-Bromofluorobenzene	*	83.9-115		99.7	%REC	10	07/03/2018 14:35	143521
Surr: Dibromofluoromethane	*	84.9-113		99.5	%REC	10	07/03/2018 14:35	143521
Surr: Toluene-d8	*	86.7-112		97.9	%REC	10	07/03/2018 14:35	143521

Elevated reporting limit due to high levels of target and/or non-target analytes.

Client: ERM

Work Order: 18061924

Client Project: Champaign GW 0466251

Report Date: 11-Jul-18

Lab ID: 18061924-023

Client Sample ID: UMW-303-WG-20180625

Matrix: GROUNDWATER

Collection Date: 06/25/2018 17:55

Analyses	Certification	RL	Qual	Result	Units	DF	Date Analyzed	Batch
SW-846 9012A (TOTAL)								
Cyanide	NELAP	0.005		< 0.005	mg/L	1	07/05/2018 12:23	143513
SW-846 3005A, 6010B, METALS BY ICP (TOTAL)								
Arsenic	NELAP	0.0250		< 0.0250	mg/L	1	07/02/2018 12:50	143424
Barium	NELAP	0.0025		0.0384	mg/L	1	07/02/2018 12:50	143424
Cadmium	NELAP	0.0020		< 0.0020	mg/L	1	07/02/2018 12:50	143424
Chromium	NELAP	0.0050	B	< 0.0050	mg/L	1	07/02/2018 12:50	143424
Lead	NELAP	0.0150		< 0.0150	mg/L	1	07/02/2018 12:50	143424
Selenium	NELAP	0.0400		< 0.0400	mg/L	1	07/02/2018 12:50	143424
Silver	NELAP	0.0070		< 0.0070	mg/L	1	07/02/2018 12:50	143424
<i>Contamination present in the MBLK for Cr. Sample results below the reporting limit are reportable per the TNI Standard.</i>								
SW-846 7470A (TOTAL)								
Mercury	NELAP	0.00020		< 0.00020	mg/L	1	07/02/2018 9:12	143426
SW-846 3510C,8270C, SEMI-VOLATILE ORGANIC COMPOUNDS								
Acenaphthene	NELAP	0.000100		0.000111	mg/L	1	07/02/2018 22:49	143449
Acenaphthylene	NELAP	0.000100		ND	mg/L	1	07/02/2018 22:49	143449
Anthracene	NELAP	0.000100		ND	mg/L	1	07/02/2018 22:49	143449
Benzo(a)anthracene	NELAP	0.000100		ND	mg/L	1	07/02/2018 22:49	143449
Benzo(a)pyrene	NELAP	0.000100		ND	mg/L	1	07/02/2018 22:49	143449
Benzo(b)fluoranthene	NELAP	0.000100		ND	mg/L	1	07/02/2018 22:49	143449
Benzo(g,h,i)perylene	NELAP	0.000100		ND	mg/L	1	07/02/2018 22:49	143449
Benzo(k)fluoranthene	NELAP	0.000100		ND	mg/L	1	07/02/2018 22:49	143449
Chrysene	NELAP	0.000100		ND	mg/L	1	07/02/2018 22:49	143449
Dibenzo(a,h)anthracene	NELAP	0.000100		ND	mg/L	1	07/02/2018 22:49	143449
Fluoranthene	NELAP	0.000200		ND	mg/L	1	07/02/2018 22:49	143449
Fluorene	NELAP	0.000100		ND	mg/L	1	07/02/2018 22:49	143449
Indeno(1,2,3-cd)pyrene	NELAP	0.000100		ND	mg/L	1	07/02/2018 22:49	143449
Naphthalene	NELAP	0.000200		ND	mg/L	1	07/02/2018 22:49	143449
Phenanthrene	NELAP	0.000400		ND	mg/L	1	07/02/2018 22:49	143449
Pyrene	NELAP	0.000100		ND	mg/L	1	07/02/2018 22:49	143449
Surr: 2-Fluorobiphenyl	*	10-164		77.9	%REC	1	07/02/2018 22:49	143449
Surr: Nitrobenzene-d5	*	10.3-142		69.6	%REC	1	07/02/2018 22:49	143449
Surr: p-Terphenyl-d14	*	47.1-148		112.2	%REC	1	07/02/2018 22:49	143449
SW-846 5030, 8260B, VOLATILE ORGANIC COMPOUNDS BY GC/MS								
Benzene	NELAP	0.5		ND	µg/L	1	06/30/2018 13:05	143460
Ethylbenzene	NELAP	2.0		ND	µg/L	1	06/30/2018 13:05	143460
Toluene	NELAP	2.0		ND	µg/L	1	06/30/2018 13:05	143460
Xylenes, Total	NELAP	2.0		ND	µg/L	1	06/30/2018 13:05	143460
Surr: 1,2-Dichloroethane-d4	*	79.6-118		96.4	%REC	1	06/30/2018 13:05	143460
Surr: 4-Bromofluorobenzene	*	83.9-115		101.9	%REC	1	06/30/2018 13:05	143460
Surr: Dibromofluoromethane	*	84.9-113		97.7	%REC	1	06/30/2018 13:05	143460
Surr: Toluene-d8	*	86.7-112		99.5	%REC	1	06/30/2018 13:05	143460

Client: ERM
 Client Project: Champaign GW 0466251
 Lab ID: 18061924-024
 Matrix: GROUNDWATER

Work Order: 18061924
 Report Date: 11-Jul-18
 Client Sample ID: UMW-304R-WG-20180627
 Collection Date: 06/27/2018 8:20

Analyses	Certification	RL	Qual	Result	Units	DF	Date Analyzed	Batch
SW-846 9012A (TOTAL)								
Cyanide	NELAP	0.005		< 0.005	mg/L	1	07/05/2018 12:29	143513
SW-846 3005A, 6010B, METALS BY ICP (TOTAL)								
Arsenic	NELAP	0.0250		< 0.0250	mg/L	1	07/02/2018 13:14	143424
Barium	NELAP	0.0025		0.0766	mg/L	1	07/02/2018 13:14	143424
Cadmium	NELAP	0.0020		< 0.0020	mg/L	1	07/02/2018 13:14	143424
Chromium	NELAP	0.0050	B	< 0.0050	mg/L	1	07/02/2018 13:14	143424
Lead	NELAP	0.0150		< 0.0150	mg/L	1	07/02/2018 13:14	143424
Selenium	NELAP	0.0400		< 0.0400	mg/L	1	07/02/2018 13:14	143424
Silver	NELAP	0.0070		< 0.0070	mg/L	1	07/02/2018 13:14	143424
<i>Contamination present in the MBLK for Cr. Sample results below the reporting limit are reportable per the TNI Standard.</i>								
SW-846 7470A (TOTAL)								
Mercury	NELAP	0.00020		< 0.00020	mg/L	1	07/02/2018 9:14	143426
SW-846 3510C,8270C, SEMI-VOLATILE ORGANIC COMPOUNDS								
Acenaphthene	NELAP	0.000100		0.000486	mg/L	1	07/09/2018 14:54	143474
Acenaphthylene	NELAP	0.000100		0.00108	mg/L	1	07/09/2018 14:54	143474
Anthracene	NELAP	0.000100		ND	mg/L	1	07/09/2018 14:54	143474
Benzo(a)anthracene	NELAP	0.000100		ND	mg/L	1	07/09/2018 14:54	143474
Benzo(a)pyrene	NELAP	0.000100		ND	mg/L	1	07/09/2018 14:54	143474
Benzo(b)fluoranthene	NELAP	0.000100		ND	mg/L	1	07/09/2018 14:54	143474
Benzo(g,h,i)perylene	NELAP	0.000100		ND	mg/L	1	07/09/2018 14:54	143474
Benzo(k)fluoranthene	NELAP	0.000100		ND	mg/L	1	07/09/2018 14:54	143474
Chrysene	NELAP	0.000100		ND	mg/L	1	07/09/2018 14:54	143474
Dibenzo(a,h)anthracene	NELAP	0.000100		ND	mg/L	1	07/09/2018 14:54	143474
Fluoranthene	NELAP	0.000200		ND	mg/L	1	07/09/2018 14:54	143474
Fluorene	NELAP	0.000100		ND	mg/L	1	07/09/2018 14:54	143474
Indeno(1,2,3-cd)pyrene	NELAP	0.000100		ND	mg/L	1	07/09/2018 14:54	143474
Naphthalene	NELAP	0.00200		0.00576	mg/L	10	07/10/2018 15:13	143474
Phenanthrene	NELAP	0.000400		ND	mg/L	1	07/09/2018 14:54	143474
Pyrene	NELAP	0.000100		ND	mg/L	1	07/09/2018 14:54	143474
Surr: 2-Fluorobiphenyl	*	10-164		86.3	%REC	1	07/09/2018 14:54	143474
Surr: Nitrobenzene-d5	*	10.3-142		77.6	%REC	1	07/09/2018 14:54	143474
Surr: p-Terphenyl-d14	*	47.1-148		105.2	%REC	1	07/09/2018 14:54	143474
SW-846 5030, 8260B, VOLATILE ORGANIC COMPOUNDS BY GC/MS								
Benzene	NELAP	0.5		ND	µg/L	1	06/30/2018 13:34	143460
Ethylbenzene	NELAP	2.0		ND	µg/L	1	06/30/2018 13:34	143460
Toluene	NELAP	2.0		ND	µg/L	1	06/30/2018 13:34	143460
Xylenes, Total	NELAP	2.0		ND	µg/L	1	06/30/2018 13:34	143460
Surr: 1,2-Dichloroethane-d4	*	79.6-118		97.6	%REC	1	06/30/2018 13:34	143460
Surr: 4-Bromofluorobenzene	*	83.9-115		99.8	%REC	1	06/30/2018 13:34	143460
Surr: Dibromofluoromethane	*	84.9-113		99.7	%REC	1	06/30/2018 13:34	143460
Surr: Toluene-d8	*	86.7-112		100.1	%REC	1	06/30/2018 13:34	143460

Client: ERM
 Client Project: Champaign GW 0466251
 Lab ID: 18061924-025
 Matrix: GROUNDWATER

Work Order: 18061924
 Report Date: 11-Jul-18
 Client Sample ID: UMW-305-WG-20180626
 Collection Date: 06/26/2018 15:00

Analyses	Certification	RL	Qual	Result	Units	DF	Date Analyzed	Batch
SW-846 9012A (TOTAL)								
Cyanide	NELAP	0.005		0.014	mg/L	1	07/05/2018 12:34	143513
SW-846 3005A, 6010B, METALS BY ICP (TOTAL)								
Arsenic	NELAP	0.0250		< 0.0250	mg/L	1	07/02/2018 13:19	143424
Barium	NELAP	0.0025		0.0960	mg/L	1	07/02/2018 13:19	143424
Cadmium	NELAP	0.0020		< 0.0020	mg/L	1	07/02/2018 13:19	143424
Chromium	NELAP	0.0050	B	< 0.0050	mg/L	1	07/02/2018 13:19	143424
Lead	NELAP	0.0150		< 0.0150	mg/L	1	07/02/2018 13:19	143424
Selenium	NELAP	0.0400		< 0.0400	mg/L	1	07/02/2018 13:19	143424
Silver	NELAP	0.0070		< 0.0070	mg/L	1	07/02/2018 13:19	143424
<i>Contamination present in the MBLK for Cr. Sample results below the reporting limit are reportable per the TNI Standard.</i>								
SW-846 7470A (TOTAL)								
Mercury	NELAP	0.00020		< 0.00020	mg/L	1	07/02/2018 9:17	143426
SW-846 3510C,8270C, SEMI-VOLATILE ORGANIC COMPOUNDS								
Acenaphthene	NELAP	0.000100		ND	mg/L	1	07/09/2018 15:33	143474
Acenaphthylene	NELAP	0.000100		ND	mg/L	1	07/09/2018 15:33	143474
Anthracene	NELAP	0.000100		ND	mg/L	1	07/09/2018 15:33	143474
Benzo(a)anthracene	NELAP	0.000100		ND	mg/L	1	07/09/2018 15:33	143474
Benzo(a)pyrene	NELAP	0.000100		ND	mg/L	1	07/09/2018 15:33	143474
Benzo(b)fluoranthene	NELAP	0.000100		ND	mg/L	1	07/09/2018 15:33	143474
Benzo(g,h,i)perylene	NELAP	0.000100		ND	mg/L	1	07/09/2018 15:33	143474
Benzo(k)fluoranthene	NELAP	0.000100		ND	mg/L	1	07/09/2018 15:33	143474
Chrysene	NELAP	0.000100		ND	mg/L	1	07/09/2018 15:33	143474
Dibenzo(a,h)anthracene	NELAP	0.000100		ND	mg/L	1	07/09/2018 15:33	143474
Fluoranthene	NELAP	0.000200		ND	mg/L	1	07/09/2018 15:33	143474
Fluorene	NELAP	0.000100		ND	mg/L	1	07/09/2018 15:33	143474
Indeno(1,2,3-cd)pyrene	NELAP	0.000100		ND	mg/L	1	07/09/2018 15:33	143474
Naphthalene	NELAP	0.000200		0.000366	mg/L	1	07/09/2018 15:33	143474
Phenanthrene	NELAP	0.000400		ND	mg/L	1	07/09/2018 15:33	143474
Pyrene	NELAP	0.000100		ND	mg/L	1	07/09/2018 15:33	143474
Surr: 2-Fluorobiphenyl	*	10-164		80.0	%REC	1	07/09/2018 15:33	143474
Surr: Nitrobenzene-d5	*	10.3-142		78.3	%REC	1	07/09/2018 15:33	143474
Surr: p-Terphenyl-d14	*	47.1-148		111.2	%REC	1	07/09/2018 15:33	143474
SW-846 5030, 8260B, VOLATILE ORGANIC COMPOUNDS BY GC/MS								
Benzene	NELAP	0.5		ND	µg/L	1	06/30/2018 14:03	143460
Ethylbenzene	NELAP	2.0		ND	µg/L	1	06/30/2018 14:03	143460
Toluene	NELAP	2.0		ND	µg/L	1	06/30/2018 14:03	143460
Xylenes, Total	NELAP	2.0		ND	µg/L	1	06/30/2018 14:03	143460
Surr: 1,2-Dichloroethane-d4	*	79.6-118		99.6	%REC	1	06/30/2018 14:03	143460
Surr: 4-Bromofluorobenzene	*	83.9-115		101.1	%REC	1	06/30/2018 14:03	143460
Surr: Dibromofluoromethane	*	84.9-113		98.2	%REC	1	06/30/2018 14:03	143460
Surr: Toluene-d8	*	86.7-112		100.2	%REC	1	06/30/2018 14:03	143460

Client: ERM

Work Order: 18061924

Client Project: Champaign GW 0466251

Report Date: 11-Jul-18

Lab ID: 18061924-026

Client Sample ID: UMW-306-WG-20180626

Matrix: GROUNDWATER

Collection Date: 06/26/2018 16:15

Analyses	Certification	RL	Qual	Result	Units	DF	Date Analyzed	Batch
SW-846 9012A (TOTAL)								
Cyanide	NELAP	0.005		0.018	mg/L	1	07/05/2018 12:38	143513
SW-846 3005A, 6010B, METALS BY ICP (TOTAL)								
Arsenic	NELAP	0.0250		< 0.0250	mg/L	1	07/02/2018 13:25	143424
Barium	NELAP	0.0025		0.131	mg/L	1	07/02/2018 13:25	143424
Cadmium	NELAP	0.0020		< 0.0020	mg/L	1	07/02/2018 13:25	143424
Chromium	NELAP	0.0050	B	< 0.0050	mg/L	1	07/02/2018 13:25	143424
Lead	NELAP	0.0150		< 0.0150	mg/L	1	07/02/2018 13:25	143424
Selenium	NELAP	0.0400		< 0.0400	mg/L	1	07/02/2018 13:25	143424
Silver	NELAP	0.0070		< 0.0070	mg/L	1	07/02/2018 13:25	143424
<i>Contamination present in the MBLK for Cr. Sample results below the reporting limit are reportable per the TNI Standard.</i>								
SW-846 7470A (TOTAL)								
Mercury	NELAP	0.00020		< 0.00020	mg/L	1	07/02/2018 9:19	143426
SW-846 3510C,8270C, SEMI-VOLATILE ORGANIC COMPOUNDS								
Acenaphthene	NELAP	0.000100		ND	mg/L	1	07/09/2018 16:12	143474
Acenaphthylene	NELAP	0.000100		ND	mg/L	1	07/09/2018 16:12	143474
Anthracene	NELAP	0.000100		ND	mg/L	1	07/09/2018 16:12	143474
Benzo(a)anthracene	NELAP	0.000100		ND	mg/L	1	07/09/2018 16:12	143474
Benzo(a)pyrene	NELAP	0.000100		ND	mg/L	1	07/09/2018 16:12	143474
Benzo(b)fluoranthene	NELAP	0.000100		ND	mg/L	1	07/09/2018 16:12	143474
Benzo(g,h,i)perylene	NELAP	0.000100		ND	mg/L	1	07/09/2018 16:12	143474
Benzo(k)fluoranthene	NELAP	0.000100		ND	mg/L	1	07/09/2018 16:12	143474
Chrysene	NELAP	0.000100		ND	mg/L	1	07/09/2018 16:12	143474
Dibenzo(a,h)anthracene	NELAP	0.000100		ND	mg/L	1	07/09/2018 16:12	143474
Fluoranthene	NELAP	0.000200		ND	mg/L	1	07/09/2018 16:12	143474
Fluorene	NELAP	0.000100		ND	mg/L	1	07/09/2018 16:12	143474
Indeno(1,2,3-cd)pyrene	NELAP	0.000100		ND	mg/L	1	07/09/2018 16:12	143474
Naphthalene	NELAP	0.000200		ND	mg/L	1	07/09/2018 16:12	143474
Phenanthrene	NELAP	0.000400		ND	mg/L	1	07/09/2018 16:12	143474
Pyrene	NELAP	0.000100		ND	mg/L	1	07/09/2018 16:12	143474
Surr: 2-Fluorobiphenyl	*	10-164		79.4	%REC	1	07/09/2018 16:12	143474
Surr: Nitrobenzene-d5	*	10.3-142		70.9	%REC	1	07/09/2018 16:12	143474
Surr: p-Terphenyl-d14	*	47.1-148		97.4	%REC	1	07/09/2018 16:12	143474
SW-846 5030, 8260B, VOLATILE ORGANIC COMPOUNDS BY GC/MS								
Benzene	NELAP	0.5		ND	µg/L	1	06/30/2018 14:31	143460
Ethylbenzene	NELAP	2.0		ND	µg/L	1	06/30/2018 14:31	143460
Toluene	NELAP	2.0		ND	µg/L	1	06/30/2018 14:31	143460
Xylenes, Total	NELAP	2.0		ND	µg/L	1	06/30/2018 14:31	143460
Surr: 1,2-Dichloroethane-d4	*	79.6-118		100.4	%REC	1	06/30/2018 14:31	143460
Surr: 4-Bromofluorobenzene	*	83.9-115		102.7	%REC	1	06/30/2018 14:31	143460
Surr: Dibromofluoromethane	*	84.9-113		98.3	%REC	1	06/30/2018 14:31	143460
Surr: Toluene-d8	*	86.7-112		98.7	%REC	1	06/30/2018 14:31	143460



Laboratory Results

<http://www.teklabinc.com/>

Client: ERM
 Client Project: Champaign GW 0466251
 Lab ID: 18061924-027
 Matrix: GROUNDWATER

Work Order: 18061924
 Report Date: 11-Jul-18
 Client Sample ID: UMW-307-WG-20180626
 Collection Date: 06/26/2018 15:05

Analyses	Certification	RL	Qual	Result	Units	DF	Date Analyzed	Batch
SW-846 9012A (TOTAL)								
Cyanide	NELAP	0.005		0.048	mg/L	1	07/05/2018 13:04	143513
SW-846 3005A, 6010B, METALS BY ICP (TOTAL)								
Arsenic	NELAP	0.0250		< 0.0250	mg/L	1	07/02/2018 13:31	143424
Barium	NELAP	0.0025		0.111	mg/L	1	07/02/2018 13:31	143424
Cadmium	NELAP	0.0020		< 0.0020	mg/L	1	07/02/2018 13:31	143424
Chromium	NELAP	0.0050	B	< 0.0050	mg/L	1	07/02/2018 13:31	143424
Lead	NELAP	0.0150		< 0.0150	mg/L	1	07/02/2018 13:31	143424
Selenium	NELAP	0.0400		< 0.0400	mg/L	1	07/02/2018 13:31	143424
Silver	NELAP	0.0070		< 0.0070	mg/L	1	07/02/2018 13:31	143424
<i>Contamination present in the MBLK for Cr. Sample results below the reporting limit are reportable per the TNI Standard.</i>								
SW-846 7470A (TOTAL)								
Mercury	NELAP	0.00020		< 0.00020	mg/L	1	07/02/2018 9:21	143426
SW-846 3510C,8270C, SEMI-VOLATILE ORGANIC COMPOUNDS								
Acenaphthene	NELAP	0.000100		ND	mg/L	1	07/09/2018 16:51	143474
Acenaphthylene	NELAP	0.000100		ND	mg/L	1	07/09/2018 16:51	143474
Anthracene	NELAP	0.000100		ND	mg/L	1	07/09/2018 16:51	143474
Benzo(a)anthracene	NELAP	0.000100		ND	mg/L	1	07/09/2018 16:51	143474
Benzo(a)pyrene	NELAP	0.000100		ND	mg/L	1	07/09/2018 16:51	143474
Benzo(b)fluoranthene	NELAP	0.000100		ND	mg/L	1	07/09/2018 16:51	143474
Benzo(g,h,i)perylene	NELAP	0.000100		ND	mg/L	1	07/09/2018 16:51	143474
Benzo(k)fluoranthene	NELAP	0.000100		ND	mg/L	1	07/09/2018 16:51	143474
Chrysene	NELAP	0.000100		ND	mg/L	1	07/09/2018 16:51	143474
Dibenzo(a,h)anthracene	NELAP	0.000100		ND	mg/L	1	07/09/2018 16:51	143474
Fluoranthene	NELAP	0.000200		ND	mg/L	1	07/09/2018 16:51	143474
Fluorene	NELAP	0.000100		ND	mg/L	1	07/09/2018 16:51	143474
Indeno(1,2,3-cd)pyrene	NELAP	0.000100		ND	mg/L	1	07/09/2018 16:51	143474
Naphthalene	NELAP	0.000200		ND	mg/L	1	07/09/2018 16:51	143474
Phenanthrene	NELAP	0.000400		ND	mg/L	1	07/09/2018 16:51	143474
Pyrene	NELAP	0.000100		ND	mg/L	1	07/09/2018 16:51	143474
Surr: 2-Fluorobiphenyl	*	10-164		76.7	%REC	1	07/09/2018 16:51	143474
Surr: Nitrobenzene-d5	*	10.3-142		71.1	%REC	1	07/09/2018 16:51	143474
Surr: p-Terphenyl-d14	*	47.1-148		106.1	%REC	1	07/09/2018 16:51	143474
SW-846 5030, 8260B, VOLATILE ORGANIC COMPOUNDS BY GC/MS								
Benzene	NELAP	0.5		ND	µg/L	1	06/30/2018 15:01	143460
Ethylbenzene	NELAP	2.0		ND	µg/L	1	06/30/2018 15:01	143460
Toluene	NELAP	2.0		ND	µg/L	1	06/30/2018 15:01	143460
Xylenes, Total	NELAP	2.0		ND	µg/L	1	06/30/2018 15:01	143460
Surr: 1,2-Dichloroethane-d4	*	79.6-118		102.0	%REC	1	06/30/2018 15:01	143460
Surr: 4-Bromofluorobenzene	*	83.9-115		102.7	%REC	1	06/30/2018 15:01	143460
Surr: Dibromofluoromethane	*	84.9-113		99.8	%REC	1	06/30/2018 15:01	143460
Surr: Toluene-d8	*	86.7-112		100.3	%REC	1	06/30/2018 15:01	143460

Client: ERM
 Client Project: Champaign GW 0466251
 Lab ID: 18061924-028
 Matrix: GROUNDWATER

Work Order: 18061924
 Report Date: 11-Jul-18
 Client Sample ID: UMW-308-WG-20180627
 Collection Date: 06/27/2018 11:20

Analyses	Certification	RL	Qual	Result	Units	DF	Date Analyzed	Batch
SW-846 9012A (TOTAL)								
Cyanide	NELAP	0.005		0.022	mg/L	1	07/05/2018 13:09	143513
SW-846 3005A, 6010B, METALS BY ICP (TOTAL)								
Arsenic	NELAP	0.0250		< 0.0250	mg/L	1	07/02/2018 13:37	143424
Barium	NELAP	0.0025		0.106	mg/L	1	07/02/2018 13:37	143424
Cadmium	NELAP	0.0020		< 0.0020	mg/L	1	07/02/2018 13:37	143424
Chromium	NELAP	0.0050	B	< 0.0050	mg/L	1	07/02/2018 13:37	143424
Lead	NELAP	0.0150		< 0.0150	mg/L	1	07/02/2018 13:37	143424
Selenium	NELAP	0.0400		< 0.0400	mg/L	1	07/02/2018 13:37	143424
Silver	NELAP	0.0070		< 0.0070	mg/L	1	07/02/2018 13:37	143424
<i>Contamination present in the MBLK for Cr. Sample results below the reporting limit are reportable per the TNI Standard.</i>								
SW-846 7470A (TOTAL)								
Mercury	NELAP	0.00020		< 0.00020	mg/L	1	07/02/2018 9:23	143426
SW-846 3510C,8270C, SEMI-VOLATILE ORGANIC COMPOUNDS								
Acenaphthene	NELAP	0.000100		ND	mg/L	1	07/09/2018 17:30	143474
Acenaphthylene	NELAP	0.000100		ND	mg/L	1	07/09/2018 17:30	143474
Anthracene	NELAP	0.000100		ND	mg/L	1	07/09/2018 17:30	143474
Benzo(a)anthracene	NELAP	0.000100		ND	mg/L	1	07/09/2018 17:30	143474
Benzo(a)pyrene	NELAP	0.000100		ND	mg/L	1	07/09/2018 17:30	143474
Benzo(b)fluoranthene	NELAP	0.000100		ND	mg/L	1	07/09/2018 17:30	143474
Benzo(g,h,i)perylene	NELAP	0.000100		ND	mg/L	1	07/09/2018 17:30	143474
Benzo(k)fluoranthene	NELAP	0.000100		ND	mg/L	1	07/09/2018 17:30	143474
Chrysene	NELAP	0.000100		ND	mg/L	1	07/09/2018 17:30	143474
Dibenzo(a,h)anthracene	NELAP	0.000100		ND	mg/L	1	07/09/2018 17:30	143474
Fluoranthene	NELAP	0.000200		ND	mg/L	1	07/09/2018 17:30	143474
Fluorene	NELAP	0.000100		ND	mg/L	1	07/09/2018 17:30	143474
Indeno(1,2,3-cd)pyrene	NELAP	0.000100		ND	mg/L	1	07/09/2018 17:30	143474
Naphthalene	NELAP	0.000200		ND	mg/L	1	07/09/2018 17:30	143474
Phenanthrene	NELAP	0.000400		ND	mg/L	1	07/09/2018 17:30	143474
Pyrene	NELAP	0.000100		ND	mg/L	1	07/09/2018 17:30	143474
Surr: 2-Fluorobiphenyl	*	10-164		79.9	%REC	1	07/09/2018 17:30	143474
Surr: Nitrobenzene-d5	*	10.3-142		73.3	%REC	1	07/09/2018 17:30	143474
Surr: p-Terphenyl-d14	*	47.1-148		94.0	%REC	1	07/09/2018 17:30	143474
SW-846 5030, 8260B, VOLATILE ORGANIC COMPOUNDS BY GC/MS								
Benzene	NELAP	0.5		ND	µg/L	1	06/30/2018 15:29	143460
Ethylbenzene	NELAP	2.0		ND	µg/L	1	06/30/2018 15:29	143460
Toluene	NELAP	2.0		ND	µg/L	1	06/30/2018 15:29	143460
Xylenes, Total	NELAP	2.0		ND	µg/L	1	06/30/2018 15:29	143460
Surr: 1,2-Dichloroethane-d4	*	79.6-118		100.2	%REC	1	06/30/2018 15:29	143460
Surr: 4-Bromofluorobenzene	*	83.9-115		102.2	%REC	1	06/30/2018 15:29	143460
Surr: Dibromofluoromethane	*	84.9-113		99.6	%REC	1	06/30/2018 15:29	143460
Surr: Toluene-d8	*	86.7-112		99.5	%REC	1	06/30/2018 15:29	143460

Client: ERM

Work Order: 18061924

Client Project: Champaign GW 0466251

Report Date: 11-Jul-18

Lab ID: 18061924-029

Client Sample ID: DUP-001-WG-20180926

Matrix: GROUNDWATER

Collection Date: 06/26/2018 0:00

Analyses	Certification	RL	Qual	Result	Units	DF	Date Analyzed	Batch
SW-846 9012A (TOTAL)								
Cyanide	NELAP	0.005		0.032	mg/L	1	07/05/2018 13:13	143513
SW-846 3005A, 6010B, METALS BY ICP (TOTAL)								
Arsenic	NELAP	0.0250		< 0.0250	mg/L	1	07/02/2018 13:43	143424
Barium	NELAP	0.0025		0.0867	mg/L	1	07/02/2018 13:43	143424
Cadmium	NELAP	0.0020		< 0.0020	mg/L	1	07/02/2018 13:43	143424
Chromium	NELAP	0.0050	B	< 0.0050	mg/L	1	07/02/2018 13:43	143424
Lead	NELAP	0.0150		< 0.0150	mg/L	1	07/02/2018 13:43	143424
Selenium	NELAP	0.0400		< 0.0400	mg/L	1	07/02/2018 13:43	143424
Silver	NELAP	0.0070		< 0.0070	mg/L	1	07/02/2018 13:43	143424
<i>Contamination present in the MBLK for Cr. Sample results below the reporting limit are reportable per the TNI Standard.</i>								
SW-846 7470A (TOTAL)								
Mercury	NELAP	0.00020		< 0.00020	mg/L	1	07/02/2018 9:30	143426
SW-846 3510C,8270C, SEMI-VOLATILE ORGANIC COMPOUNDS								
Acenaphthene	NELAP	0.000100		ND	mg/L	1	07/09/2018 18:08	143474
Acenaphthylene	NELAP	0.000100		ND	mg/L	1	07/09/2018 18:08	143474
Anthracene	NELAP	0.000100		ND	mg/L	1	07/09/2018 18:08	143474
Benzo(a)anthracene	NELAP	0.000100		ND	mg/L	1	07/09/2018 18:08	143474
Benzo(a)pyrene	NELAP	0.000100		ND	mg/L	1	07/09/2018 18:08	143474
Benzo(b)fluoranthene	NELAP	0.000100		ND	mg/L	1	07/09/2018 18:08	143474
Benzo(g,h,i)perylene	NELAP	0.000100		ND	mg/L	1	07/09/2018 18:08	143474
Benzo(k)fluoranthene	NELAP	0.000100		ND	mg/L	1	07/09/2018 18:08	143474
Chrysene	NELAP	0.000100		ND	mg/L	1	07/09/2018 18:08	143474
Dibenzo(a,h)anthracene	NELAP	0.000100		ND	mg/L	1	07/09/2018 18:08	143474
Fluoranthene	NELAP	0.000200		ND	mg/L	1	07/09/2018 18:08	143474
Fluorene	NELAP	0.000100		ND	mg/L	1	07/09/2018 18:08	143474
Indeno(1,2,3-cd)pyrene	NELAP	0.000100		ND	mg/L	1	07/09/2018 18:08	143474
Naphthalene	NELAP	0.000200		ND	mg/L	1	07/09/2018 18:08	143474
Phenanthrene	NELAP	0.000400		ND	mg/L	1	07/09/2018 18:08	143474
Pyrene	NELAP	0.000100		ND	mg/L	1	07/09/2018 18:08	143474
Surr: 2-Fluorobiphenyl	*	10-164		80.8	%REC	1	07/09/2018 18:08	143474
Surr: Nitrobenzene-d5	*	10.3-142		76.6	%REC	1	07/09/2018 18:08	143474
Surr: p-Terphenyl-d14	*	47.1-148		113.2	%REC	1	07/09/2018 18:08	143474
SW-846 5030, 8260B, VOLATILE ORGANIC COMPOUNDS BY GC/MS								
Benzene	NELAP	0.5		ND	µg/L	1	06/30/2018 15:58	143460
Ethylbenzene	NELAP	2.0		ND	µg/L	1	06/30/2018 15:58	143460
Toluene	NELAP	2.0		ND	µg/L	1	06/30/2018 15:58	143460
Xylenes, Total	NELAP	2.0		ND	µg/L	1	06/30/2018 15:58	143460
Surr: 1,2-Dichloroethane-d4	*	79.6-118		101.0	%REC	1	06/30/2018 15:58	143460
Surr: 4-Bromofluorobenzene	*	83.9-115		101.2	%REC	1	06/30/2018 15:58	143460
Surr: Dibromofluoromethane	*	84.9-113		100.3	%REC	1	06/30/2018 15:58	143460
Surr: Toluene-d8	*	86.7-112		99.8	%REC	1	06/30/2018 15:58	143460

Client: ERM
 Client Project: Champaign GW 0466251
 Lab ID: 18061924-030
 Matrix: GROUNDWATER

Work Order: 18061924
 Report Date: 11-Jul-18
 Client Sample ID: DUP-002-WG-20180627
 Collection Date: 06/27/2018 0:00

Analyses	Certification	RL	Qual	Result	Units	DF	Date Analyzed	Batch
SW-846 9012A (TOTAL)								
Cyanide	NELAP	0.005		< 0.005	mg/L	1	07/05/2018 13:31	143513
SW-846 3005A, 6010B, METALS BY ICP (TOTAL)								
Arsenic	NELAP	0.0250		< 0.0250	mg/L	1	07/02/2018 13:49	143424
Barium	NELAP	0.0025		0.0260	mg/L	1	07/02/2018 13:49	143424
Cadmium	NELAP	0.0020		< 0.0020	mg/L	1	07/02/2018 13:49	143424
Chromium	NELAP	0.0050	B	< 0.0050	mg/L	1	07/02/2018 13:49	143424
Lead	NELAP	0.0150		< 0.0150	mg/L	1	07/02/2018 13:49	143424
Selenium	NELAP	0.0400		< 0.0400	mg/L	1	07/02/2018 13:49	143424
Silver	NELAP	0.0070		< 0.0070	mg/L	1	07/02/2018 13:49	143424
<i>Contamination present in the MBLK for Cr. Sample results below the reporting limit are reportable per the TNI Standard.</i>								
SW-846 7470A (TOTAL)								
Mercury	NELAP	0.00020		< 0.00020	mg/L	1	07/02/2018 9:32	143426
SW-846 3510C,8270C, SEMI-VOLATILE ORGANIC COMPOUNDS								
Acenaphthene	NELAP	0.000100		ND	mg/L	1	07/09/2018 18:47	143474
Acenaphthylene	NELAP	0.000100		ND	mg/L	1	07/09/2018 18:47	143474
Anthracene	NELAP	0.000100		ND	mg/L	1	07/09/2018 18:47	143474
Benzo(a)anthracene	NELAP	0.000100		ND	mg/L	1	07/09/2018 18:47	143474
Benzo(a)pyrene	NELAP	0.000100		ND	mg/L	1	07/09/2018 18:47	143474
Benzo(b)fluoranthene	NELAP	0.000100		ND	mg/L	1	07/09/2018 18:47	143474
Benzo(g,h,i)perylene	NELAP	0.000100		ND	mg/L	1	07/09/2018 18:47	143474
Benzo(k)fluoranthene	NELAP	0.000100		ND	mg/L	1	07/09/2018 18:47	143474
Chrysene	NELAP	0.000100		ND	mg/L	1	07/09/2018 18:47	143474
Dibenzo(a,h)anthracene	NELAP	0.000100		ND	mg/L	1	07/09/2018 18:47	143474
Fluoranthene	NELAP	0.000200		ND	mg/L	1	07/09/2018 18:47	143474
Fluorene	NELAP	0.000100		ND	mg/L	1	07/09/2018 18:47	143474
Indeno(1,2,3-cd)pyrene	NELAP	0.000100		ND	mg/L	1	07/09/2018 18:47	143474
Naphthalene	NELAP	0.000200		0.000284	mg/L	1	07/09/2018 18:47	143474
Phenanthrene	NELAP	0.000400		ND	mg/L	1	07/09/2018 18:47	143474
Pyrene	NELAP	0.000100		ND	mg/L	1	07/09/2018 18:47	143474
Surr: 2-Fluorobiphenyl	*	10-164		80.4	%REC	1	07/09/2018 18:47	143474
Surr: Nitrobenzene-d5	*	10.3-142		83.8	%REC	1	07/09/2018 18:47	143474
Surr: p-Terphenyl-d14	*	47.1-148		104.0	%REC	1	07/09/2018 18:47	143474
SW-846 5030, 8260B, VOLATILE ORGANIC COMPOUNDS BY GC/MS								
Benzene	NELAP	0.5		60.5	µg/L	1	06/30/2018 16:27	143460
Ethylbenzene	NELAP	2.0		ND	µg/L	1	06/30/2018 16:27	143460
Toluene	NELAP	2.0		ND	µg/L	1	06/30/2018 16:27	143460
Xylenes, Total	NELAP	2.0		ND	µg/L	1	06/30/2018 16:27	143460
Surr: 1,2-Dichloroethane-d4	*	79.6-118		102.8	%REC	1	06/30/2018 16:27	143460
Surr: 4-Bromofluorobenzene	*	83.9-115		103.4	%REC	1	06/30/2018 16:27	143460
Surr: Dibromofluoromethane	*	84.9-113		99.3	%REC	1	06/30/2018 16:27	143460
Surr: Toluene-d8	*	86.7-112		99.5	%REC	1	06/30/2018 16:27	143460



Laboratory Results

<http://www.teklabinc.com/>

Client: ERM
 Client Project: Champaign GW 0466251
 Lab ID: 18061924-031
 Matrix: GROUNDWATER

Work Order: 18061924
 Report Date: 11-Jul-18
 Client Sample ID: DUP-003-WG-20180627
 Collection Date: 06/27/2018 0:00

Analyses	Certification	RL	Qual	Result	Units	DF	Date Analyzed	Batch
SW-846 9012A (TOTAL)								
Cyanide	NELAP	0.025		0.089	mg/L	5	07/05/2018 14:36	143513
SW-846 3005A, 6010B, METALS BY ICP (TOTAL)								
Arsenic	NELAP	0.0250		< 0.0250	mg/L	1	07/02/2018 13:55	143424
Barium	NELAP	0.0025		0.0554	mg/L	1	07/02/2018 13:55	143424
Cadmium	NELAP	0.0020		< 0.0020	mg/L	1	07/02/2018 13:55	143424
Chromium	NELAP	0.0050	B	< 0.0050	mg/L	1	07/02/2018 13:55	143424
Lead	NELAP	0.0150		< 0.0150	mg/L	1	07/02/2018 13:55	143424
Selenium	NELAP	0.0400		< 0.0400	mg/L	1	07/02/2018 13:55	143424
Silver	NELAP	0.0070		< 0.0070	mg/L	1	07/02/2018 13:55	143424
<i>Contamination present in the MBLK for Cr. Sample results below the reporting limit are reportable per the TNI Standard.</i>								
SW-846 7470A (TOTAL)								
Mercury	NELAP	0.00020		< 0.00020	mg/L	1	07/02/2018 9:39	143426
SW-846 3510C,8270C, SEMI-VOLATILE ORGANIC COMPOUNDS								
Acenaphthene	NELAP	0.000100		0.000343	mg/L	1	07/09/2018 19:25	143474
Acenaphthylene	NELAP	0.000100		0.000470	mg/L	1	07/09/2018 19:25	143474
Anthracene	NELAP	0.000100		ND	mg/L	1	07/09/2018 19:25	143474
Benzo(a)anthracene	NELAP	0.000100		ND	mg/L	1	07/09/2018 19:25	143474
Benzo(a)pyrene	NELAP	0.000100		ND	mg/L	1	07/09/2018 19:25	143474
Benzo(b)fluoranthene	NELAP	0.000100		ND	mg/L	1	07/09/2018 19:25	143474
Benzo(g,h,i)perylene	NELAP	0.000100		ND	mg/L	1	07/09/2018 19:25	143474
Benzo(k)fluoranthene	NELAP	0.000100		ND	mg/L	1	07/09/2018 19:25	143474
Chrysene	NELAP	0.000100		ND	mg/L	1	07/09/2018 19:25	143474
Dibenzo(a,h)anthracene	NELAP	0.000100		ND	mg/L	1	07/09/2018 19:25	143474
Fluoranthene	NELAP	0.000200		ND	mg/L	1	07/09/2018 19:25	143474
Fluorene	NELAP	0.000100		ND	mg/L	1	07/09/2018 19:25	143474
Indeno(1,2,3-cd)pyrene	NELAP	0.000100		ND	mg/L	1	07/09/2018 19:25	143474
Naphthalene	NELAP	0.200		2.28	mg/L	1000	07/10/2018 14:33	143474
Phenanthrene	NELAP	0.000400		ND	mg/L	1	07/09/2018 19:25	143474
Pyrene	NELAP	0.000100		ND	mg/L	1	07/09/2018 19:25	143474
Surr: 2-Fluorobiphenyl	*	10-164	S	0	%REC	1000	07/10/2018 14:33	143474
Surr: Nitrobenzene-d5	*	10.3-142	S	0	%REC	1000	07/10/2018 14:33	143474
Surr: p-Terphenyl-d14	*	47.1-148		112.0	%REC	1	07/09/2018 19:25	143474
<i>Surrogate recovery is outside control limits due to sample dilution.</i>								
SW-846 5030, 8260B, VOLATILE ORGANIC COMPOUNDS BY GC/MS								
Benzene	NELAP	5.0		417	µg/L	10	07/03/2018 15:02	143521
Ethylbenzene	NELAP	2.0		ND	µg/L	1	06/30/2018 16:55	143460
Toluene	NELAP	2.0		8.8	µg/L	1	06/30/2018 16:55	143460
Xylenes, Total	NELAP	2.0		221	µg/L	1	06/30/2018 16:55	143460
Surr: 1,2-Dichloroethane-d4	*	79.6-118		113.4	%REC	1	06/30/2018 16:55	143460
Surr: 4-Bromofluorobenzene	*	83.9-115		97.5	%REC	1	06/30/2018 16:55	143460
Surr: Dibromofluoromethane	*	84.9-113		94.2	%REC	1	06/30/2018 16:55	143460
Surr: Toluene-d8	*	86.7-112		98.8	%REC	1	06/30/2018 16:55	143460

Client: ERM
 Client Project: Champaign GW 0466251
 Lab ID: 18061924-032
 Matrix: GROUNDWATER

Work Order: 18061924
 Report Date: 11-Jul-18
 Client Sample ID: EB-01-WQ-20180627
 Collection Date: 06/27/2018 9:30

Analyses	Certification	RL	Qual	Result	Units	DF	Date Analyzed	Batch
SW-846 9012A (TOTAL)								
Cyanide	NELAP	0.005		< 0.005	mg/L	1	07/05/2018 13:39	143513
SW-846 3005A, 6010B, METALS BY ICP (TOTAL)								
Arsenic	NELAP	0.0250		< 0.0250	mg/L	1	07/02/2018 14:01	143424
Barium	NELAP	0.0025		< 0.0025	mg/L	1	07/02/2018 14:01	143424
Cadmium	NELAP	0.0020		< 0.0020	mg/L	1	07/02/2018 14:01	143424
Chromium	NELAP	0.0050	B	< 0.0050	mg/L	1	07/02/2018 14:01	143424
Lead	NELAP	0.0150		< 0.0150	mg/L	1	07/02/2018 14:01	143424
Selenium	NELAP	0.0400		< 0.0400	mg/L	1	07/02/2018 14:01	143424
Silver	NELAP	0.0070		< 0.0070	mg/L	1	07/02/2018 14:01	143424
<i>Contamination present in the MBLK for Cr. Sample results below the reporting limit are reportable per the TNI Standard.</i>								
SW-846 7470A (TOTAL)								
Mercury	NELAP	0.00020		< 0.00020	mg/L	1	07/02/2018 9:41	143426
SW-846 3510C,8270C, SEMI-VOLATILE ORGANIC COMPOUNDS								
Acenaphthene	NELAP	0.000100		ND	mg/L	1	07/09/2018 20:03	143474
Acenaphthylene	NELAP	0.000100		ND	mg/L	1	07/09/2018 20:03	143474
Anthracene	NELAP	0.000100		ND	mg/L	1	07/09/2018 20:03	143474
Benzo(a)anthracene	NELAP	0.000100		ND	mg/L	1	07/09/2018 20:03	143474
Benzo(a)pyrene	NELAP	0.000100		ND	mg/L	1	07/09/2018 20:03	143474
Benzo(b)fluoranthene	NELAP	0.000100		ND	mg/L	1	07/09/2018 20:03	143474
Benzo(g,h,i)perylene	NELAP	0.000100		ND	mg/L	1	07/09/2018 20:03	143474
Benzo(k)fluoranthene	NELAP	0.000100		ND	mg/L	1	07/09/2018 20:03	143474
Chrysene	NELAP	0.000100		ND	mg/L	1	07/09/2018 20:03	143474
Dibenzo(a,h)anthracene	NELAP	0.000100		ND	mg/L	1	07/09/2018 20:03	143474
Fluoranthene	NELAP	0.000200		ND	mg/L	1	07/09/2018 20:03	143474
Fluorene	NELAP	0.000100		ND	mg/L	1	07/09/2018 20:03	143474
Indeno(1,2,3-cd)pyrene	NELAP	0.000100		ND	mg/L	1	07/09/2018 20:03	143474
Naphthalene	NELAP	0.000200		0.00420	mg/L	1	07/09/2018 20:03	143474
Phenanthrene	NELAP	0.000400		ND	mg/L	1	07/09/2018 20:03	143474
Pyrene	NELAP	0.000100		ND	mg/L	1	07/09/2018 20:03	143474
Surr: 2-Fluorobiphenyl	*	10-164		84.1	%REC	1	07/09/2018 20:03	143474
Surr: Nitrobenzene-d5	*	10.3-142		79.7	%REC	1	07/09/2018 20:03	143474
Surr: p-Terphenyl-d14	*	47.1-148		117.1	%REC	1	07/09/2018 20:03	143474
SW-846 5030, 8260B, VOLATILE ORGANIC COMPOUNDS BY GC/MS								
Benzene	NELAP	0.5		ND	µg/L	1	06/30/2018 17:24	143460
Ethylbenzene	NELAP	2.0		ND	µg/L	1	06/30/2018 17:24	143460
Toluene	NELAP	2.0		ND	µg/L	1	06/30/2018 17:24	143460
Xylenes, Total	NELAP	2.0		ND	µg/L	1	06/30/2018 17:24	143460
Surr: 1,2-Dichloroethane-d4	*	79.6-118		98.2	%REC	1	06/30/2018 17:24	143460
Surr: 4-Bromofluorobenzene	*	83.9-115		102.6	%REC	1	06/30/2018 17:24	143460
Surr: Dibromofluoromethane	*	84.9-113		98.1	%REC	1	06/30/2018 17:24	143460
Surr: Toluene-d8	*	86.7-112		99.1	%REC	1	06/30/2018 17:24	143460

Client: ERM

Work Order: 18061924

Client Project: Champaign GW 0466251

Report Date: 11-Jul-18

Lab ID: 18061924-033

Client Sample ID: TB-01-WQ-201806

Matrix: TRIP BLANK

Collection Date: 06/28/2018 14:50

Analyses	Certification	RL	Qual	Result	Units	DF	Date Analyzed	Batch
SW-846 5030, 8260B, VOLATILE ORGANIC COMPOUNDS BY GC/MS								
Benzene	NELAP	0.5		ND	µg/L	1	06/30/2018 17:54	143460
Ethylbenzene	NELAP	2.0		ND	µg/L	1	06/30/2018 17:54	143460
Toluene	NELAP	2.0		ND	µg/L	1	06/30/2018 17:54	143460
Xylenes, Total	NELAP	2.0		ND	µg/L	1	06/30/2018 17:54	143460
Surr: 1,2-Dichloroethane-d4	*	79.6-118		97.9	%REC	1	06/30/2018 17:54	143460
Surr: 4-Bromofluorobenzene	*	83.9-115		101.6	%REC	1	06/30/2018 17:54	143460
Surr: Dibromofluoromethane	*	84.9-113		98.2	%REC	1	06/30/2018 17:54	143460
Surr: Toluene-d8	*	86.7-112		97.4	%REC	1	06/30/2018 17:54	143460

Client: ERM

Work Order: 18061924

Client Project: Champaign GW 0466251

Report Date: 11-Jul-18

Lab Sample ID	Client Sample ID	Matrix	Fractions	Collection Date
18061924-001	UMW-102-WG-20180626	Groundwater	4	06/26/2018 13:30
18061924-002	UMW-105-WG20180627	Groundwater	4	06/27/2018 14:55
18061924-003	UMW-106R-WG-20180625	Groundwater	4	06/25/2018 17:50
18061924-004	UMW-107R-WG-20180627	Groundwater	4	06/27/2018 15:00
18061924-005	UMW-108-WG-20180626	Groundwater	4	06/26/2018 8:50
18061924-006	UMW-109-WG-20180626	Groundwater	4	06/26/2018 10:10
18061924-007	UMW-111A-WG-20180626	Groundwater	4	06/26/2018 11:55
18061924-008	UMW-116-WG-20180625	Groundwater	4	06/25/2018 16:15
18061924-009	UMW-117-WG-20180625	Groundwater	4	06/25/2018 16:00
18061924-010	UMW-118-WG-20180626	Groundwater	4	06/26/2018 8:40
18061924-011	UMW-119-WG-20180626	Groundwater	4	06/26/2018 10:10
18061924-012	UMW-120-WG-20180626	Groundwater	4	06/26/2018 13:40
18061924-013	UMW-121-WG-20180627	Groundwater	4	06/27/2018 13:45
18061924-014	UMW-122-WG-20180626	Groundwater	4	06/26/2018 16:15
18061924-015	UMW-123-WG-20180626	Groundwater	4	06/26/2018 17:30
18061924-016	UMW-124-WG-20180625	Groundwater	4	06/25/2018 14:20
18061924-017	UMW-125-WG-20180627	Groundwater	4	06/27/2018 8:10
18061924-018	UMW-126-WG-20180627	Groundwater	4	06/27/2018 11:20
18061924-019	UMW-127-WG-20180627	Groundwater	4	06/27/2018 9:30
18061924-020	UMW-300-WG-20180626	Groundwater	4	06/26/2018 12:15
18061924-021	UMW-301R-WG-20180627	Groundwater	4	06/27/2018 9:25
18061924-022	UMW-302-WG-20180627	Groundwater	4	06/27/2018 13:50
18061924-023	UMW-303-WG-20180625	Groundwater	4	06/25/2018 17:55
18061924-024	UMW-304R-WG-20180627	Groundwater	4	06/27/2018 8:20
18061924-025	UMW-305-WG-20180626	Groundwater	4	06/26/2018 15:00
18061924-026	UMW-306-WG-20180626	Groundwater	4	06/26/2018 16:15
18061924-027	UMW-307-WG-20180626	Groundwater	4	06/26/2018 15:05
18061924-028	UMW-308-WG-20180627	Groundwater	4	06/27/2018 11:20
18061924-029	DUP-001-WG-20180926	Groundwater	4	06/26/2018 0:00
18061924-030	DUP-002-WG-20180627	Groundwater	4	06/27/2018 0:00
18061924-031	DUP-003-WG-20180627	Groundwater	4	06/27/2018 0:00
18061924-032	EB-01-WQ-20180627	Groundwater	4	06/27/2018 9:30
18061924-033	TB-01-WQ-201806	Trip Blank	1	06/28/2018 14:50



Dates Report

<http://www.teklabinc.com/>

Client: ERM

Work Order: 18061924

Client Project: Champaign GW 0466251

Report Date: 11-Jul-18

Sample ID	Client Sample ID	Collection Date	Received Date	Prep Date/Time	Analysis Date/Time
	Test Name				
18061924-001A	UMW-102-WG-20180626	06/26/2018 13:30	06/28/2018 14:50		
	SW-846 3510C,8270C, Semi-Volatile Organic Compounds			07/02/2018 10:00	07/02/2018 18:28
18061924-001B	UMW-102-WG-20180626	06/26/2018 13:30	06/28/2018 14:50		
	SW-846 3005A, 6010B, Metals by ICP (Total)			06/29/2018 12:47	07/02/2018 17:59
	SW-846 7470A (Total)			07/02/2018 15:41	07/03/2018 8:19
18061924-001C	UMW-102-WG-20180626	06/26/2018 13:30	06/28/2018 14:50		
	SW-846 9012A (Total)			07/02/2018 17:40	07/03/2018 13:08
18061924-001D	UMW-102-WG-20180626	06/26/2018 13:30	06/28/2018 14:50		
	SW-846 5030, 8260B, Volatile Organic Compounds by GC/MS				06/29/2018 23:27
18061924-002A	UMW-105-WG20180627	06/27/2018 14:55	06/28/2018 14:50		
	SW-846 3510C,8270C, Semi-Volatile Organic Compounds			07/02/2018 14:18	07/03/2018 10:19
	SW-846 3510C,8270C, Semi-Volatile Organic Compounds			07/02/2018 14:18	07/10/2018 12:34
18061924-002B	UMW-105-WG20180627	06/27/2018 14:55	06/28/2018 14:50		
	SW-846 3005A, 6010B, Metals by ICP (Total)			06/29/2018 12:47	07/02/2018 17:41
	SW-846 7470A (Total)			06/29/2018 13:43	07/02/2018 10:06
18061924-002C	UMW-105-WG20180627	06/27/2018 14:55	06/28/2018 14:50		
	SW-846 9012A (Total)			07/02/2018 17:40	07/03/2018 16:29
18061924-002D	UMW-105-WG20180627	06/27/2018 14:55	06/28/2018 14:50		
	SW-846 5030, 8260B, Volatile Organic Compounds by GC/MS				06/29/2018 23:55
18061924-003A	UMW-106R-WG-20180625	06/25/2018 17:50	06/28/2018 14:50		
	SW-846 3510C,8270C, Semi-Volatile Organic Compounds			07/02/2018 10:00	07/02/2018 20:21
18061924-003B	UMW-106R-WG-20180625	06/25/2018 17:50	06/28/2018 14:50		
	SW-846 3005A, 6010B, Metals by ICP (Total)			06/29/2018 12:47	07/02/2018 17:45
	SW-846 7470A (Total)			06/29/2018 13:43	07/02/2018 10:08
18061924-003C	UMW-106R-WG-20180625	06/25/2018 17:50	06/28/2018 14:50		
	SW-846 9012A (Total)			07/02/2018 17:40	07/03/2018 13:30
18061924-003D	UMW-106R-WG-20180625	06/25/2018 17:50	06/28/2018 14:50		
	SW-846 5030, 8260B, Volatile Organic Compounds by GC/MS				06/30/2018 0:22
18061924-004A	UMW-107R-WG-20180627	06/27/2018 15:00	06/28/2018 14:50		
	SW-846 3510C,8270C, Semi-Volatile Organic Compounds			07/02/2018 14:18	07/03/2018 10:58
18061924-004B	UMW-107R-WG-20180627	06/27/2018 15:00	06/28/2018 14:50		
	SW-846 3005A, 6010B, Metals by ICP (Total)			06/29/2018 12:47	07/02/2018 18:10
	SW-846 7470A (Total)			06/29/2018 13:43	07/02/2018 10:11
18061924-004C	UMW-107R-WG-20180627	06/27/2018 15:00	06/28/2018 14:50		
	SW-846 9012A (Total)			07/02/2018 17:40	07/03/2018 16:34



Dates Report

<http://www.teklabinc.com/>

Client: ERM

Work Order: 18061924

Client Project: Champaign GW 0466251

Report Date: 11-Jul-18

Sample ID	Client Sample ID	Collection Date	Received Date	Prep Date/Time	Analysis Date/Time
Test Name					
18061924-004D	UMW-107R-WG-20180627	06/27/2018 15:00	06/28/2018 14:50		
SW-846 5030, 8260B, Volatile Organic Compounds by GC/MS		06/30/2018 0:50			
18061924-005A	UMW-108-WG-20180626	06/26/2018 8:50	06/28/2018 14:50		
SW-846 3510C,8270C, Semi-Volatile Organic Compounds		07/02/2018 14:18 07/03/2018 11:37			
18061924-005B	UMW-108-WG-20180626	06/26/2018 8:50	06/28/2018 14:50		
SW-846 3005A, 6010B, Metals by ICP (Total)		06/29/2018 12:47 07/02/2018 18:14			
SW-846 7470A (Total)		06/29/2018 13:43 07/02/2018 10:13			
18061924-005C	UMW-108-WG-20180626	06/26/2018 8:50	06/28/2018 14:50		
SW-846 9012A (Total)		07/02/2018 17:40 07/03/2018 13:39			
18061924-005D	UMW-108-WG-20180626	06/26/2018 8:50	06/28/2018 14:50		
SW-846 5030, 8260B, Volatile Organic Compounds by GC/MS		06/30/2018 1:17			
18061924-006A	UMW-109-WG-20180626	06/26/2018 10:10	06/28/2018 14:50		
SW-846 3510C,8270C, Semi-Volatile Organic Compounds		07/02/2018 14:18 07/03/2018 12:17			
18061924-006B	UMW-109-WG-20180626	06/26/2018 10:10	06/28/2018 14:50		
SW-846 3005A, 6010B, Metals by ICP (Total)		06/29/2018 12:47 07/02/2018 18:18			
SW-846 7470A (Total)		06/29/2018 13:43 07/02/2018 10:15			
18061924-006C	UMW-109-WG-20180626	06/26/2018 10:10	06/28/2018 14:50		
SW-846 9012A (Total)		07/02/2018 17:40 07/03/2018 13:43			
18061924-006D	UMW-109-WG-20180626	06/26/2018 10:10	06/28/2018 14:50		
SW-846 5030, 8260B, Volatile Organic Compounds by GC/MS		06/30/2018 1:45			
18061924-007A	UMW-111A-WG-20180626	06/26/2018 11:55	06/28/2018 14:50		
SW-846 3510C,8270C, Semi-Volatile Organic Compounds		07/02/2018 14:18 07/03/2018 12:58			
18061924-007B	UMW-111A-WG-20180626	06/26/2018 11:55	06/28/2018 14:50		
SW-846 3005A, 6010B, Metals by ICP (Total)		06/29/2018 12:47 07/02/2018 18:21			
SW-846 7470A (Total)		06/29/2018 13:43 07/02/2018 10:17			
18061924-007C	UMW-111A-WG-20180626	06/26/2018 11:55	06/28/2018 14:50		
SW-846 9012A (Total)		07/02/2018 17:40 07/03/2018 13:48			
18061924-007D	UMW-111A-WG-20180626	06/26/2018 11:55	06/28/2018 14:50		
SW-846 5030, 8260B, Volatile Organic Compounds by GC/MS		06/30/2018 2:12			
18061924-008A	UMW-116-WG-20180625	06/25/2018 16:15	06/28/2018 14:50		
SW-846 3510C,8270C, Semi-Volatile Organic Compounds		07/02/2018 10:00 07/02/2018 20:58			
18061924-008B	UMW-116-WG-20180625	06/25/2018 16:15	06/28/2018 14:50		
SW-846 3005A, 6010B, Metals by ICP (Total)		06/29/2018 12:47 07/02/2018 18:25			
SW-846 7470A (Total)		06/29/2018 13:43 07/02/2018 10:24			
18061924-008C	UMW-116-WG-20180625	06/25/2018 16:15	06/28/2018 14:50		



Dates Report

<http://www.teklabinc.com/>

Client: ERM

Work Order: 18061924

Client Project: Champaign GW 0466251

Report Date: 11-Jul-18

Sample ID	Client Sample ID	Collection Date	Received Date	Prep Date/Time	Analysis Date/Time
	SW-846 9012A (Total)			07/02/2018 20:00	07/03/2018 13:52
18061924-008D	UMW-116-WG-20180625	06/25/2018 16:15	06/28/2018 14:50		
	SW-846 5030, 8260B, Volatile Organic Compounds by GC/MS				06/30/2018 2:39
18061924-009A	UMW-117-WG-20180625	06/25/2018 16:00	06/28/2018 14:50		
	SW-846 3510C,8270C, Semi-Volatile Organic Compounds			07/02/2018 10:00	07/02/2018 21:35
18061924-009B	UMW-117-WG-20180625	06/25/2018 16:00	06/28/2018 14:50		
	SW-846 3005A, 6010B, Metals by ICP (Total)			06/29/2018 12:47	07/02/2018 18:29
	SW-846 7470A (Total)			06/29/2018 13:43	07/02/2018 10:26
18061924-009C	UMW-117-WG-20180625	06/25/2018 16:00	06/28/2018 14:50		
	SW-846 9012A (Total)			07/02/2018 20:00	07/03/2018 14:18
18061924-009D	UMW-117-WG-20180625	06/25/2018 16:00	06/28/2018 14:50		
	SW-846 5030, 8260B, Volatile Organic Compounds by GC/MS				06/30/2018 3:06
18061924-010A	UMW-118-WG-20180626	06/26/2018 8:40	06/28/2018 14:50		
	SW-846 3510C,8270C, Semi-Volatile Organic Compounds			07/02/2018 14:18	07/03/2018 13:39
18061924-010B	UMW-118-WG-20180626	06/26/2018 8:40	06/28/2018 14:50		
	SW-846 3005A, 6010B, Metals by ICP (Total)			06/29/2018 12:47	07/02/2018 18:32
	SW-846 7470A (Total)			06/29/2018 13:43	07/02/2018 10:28
18061924-010C	UMW-118-WG-20180626	06/26/2018 8:40	06/28/2018 14:50		
	SW-846 9012A (Total)			07/02/2018 20:00	07/03/2018 14:22
18061924-010D	UMW-118-WG-20180626	06/26/2018 8:40	06/28/2018 14:50		
	SW-846 5030, 8260B, Volatile Organic Compounds by GC/MS				06/30/2018 3:33
18061924-011A	UMW-119-WG-20180626	06/26/2018 10:10	06/28/2018 14:50		
	SW-846 3510C,8270C, Semi-Volatile Organic Compounds			07/02/2018 16:20	07/09/2018 11:38
18061924-011B	UMW-119-WG-20180626	06/26/2018 10:10	06/28/2018 14:50		
	SW-846 3005A, 6010B, Metals by ICP (Total)			06/29/2018 12:47	07/02/2018 18:47
	SW-846 7470A (Total)			07/02/2018 15:41	07/03/2018 8:26
18061924-011C	UMW-119-WG-20180626	06/26/2018 10:10	06/28/2018 14:50		
	SW-846 9012A (Total)			07/02/2018 20:00	07/03/2018 14:27
18061924-011D	UMW-119-WG-20180626	06/26/2018 10:10	06/28/2018 14:50		
	SW-846 5030, 8260B, Volatile Organic Compounds by GC/MS				06/30/2018 4:00
18061924-012A	UMW-120-WG-20180626	06/26/2018 13:40	06/28/2018 14:50		
	SW-846 3510C,8270C, Semi-Volatile Organic Compounds			07/02/2018 14:18	07/03/2018 14:20
18061924-012B	UMW-120-WG-20180626	06/26/2018 13:40	06/28/2018 14:50		
	SW-846 3005A, 6010B, Metals by ICP (Total)			06/29/2018 12:47	07/02/2018 18:58
	SW-846 7470A (Total)			06/29/2018 13:43	07/02/2018 10:37



Dates Report

<http://www.teklabinc.com/>

Client: ERM

Work Order: 18061924

Client Project: Champaign GW 0466251

Report Date: 11-Jul-18

Sample ID	Client Sample ID	Collection Date	Received Date	Prep Date/Time	Analysis Date/Time
	Test Name				
18061924-012C	UMW-120-WG-20180626	06/26/2018 13:40	06/28/2018 14:50		
	SW-846 9012A (Total)			07/02/2018 20:00	07/03/2018 14:44
18061924-012D	UMW-120-WG-20180626	06/26/2018 13:40	06/28/2018 14:50		
	SW-846 5030, 8260B, Volatile Organic Compounds by GC/MS				06/30/2018 4:27
18061924-013A	UMW-121-WG-20180627	06/27/2018 13:45	06/28/2018 14:50		
	SW-846 3510C,8270C, Semi-Volatile Organic Compounds			07/02/2018 14:18	07/03/2018 15:01
18061924-013B	UMW-121-WG-20180627	06/27/2018 13:45	06/28/2018 14:50		
	SW-846 3005A, 6010B, Metals by ICP (Total)			06/29/2018 12:47	07/02/2018 19:02
	SW-846 7470A (Total)			06/29/2018 13:43	07/02/2018 10:40
18061924-013C	UMW-121-WG-20180627	06/27/2018 13:45	06/28/2018 14:50		
	SW-846 9012A (Total)			07/02/2018 20:00	07/03/2018 16:47
18061924-013D	UMW-121-WG-20180627	06/27/2018 13:45	06/28/2018 14:50		
	SW-846 5030, 8260B, Volatile Organic Compounds by GC/MS				06/30/2018 4:54
18061924-014A	UMW-122-WG-20180626	06/26/2018 16:15	06/28/2018 14:50		
	SW-846 3510C,8270C, Semi-Volatile Organic Compounds			07/02/2018 14:18	07/03/2018 15:43
18061924-014B	UMW-122-WG-20180626	06/26/2018 16:15	06/28/2018 14:50		
	SW-846 3005A, 6010B, Metals by ICP (Total)			06/29/2018 12:47	07/02/2018 19:05
	SW-846 7470A (Total)			06/29/2018 13:43	07/02/2018 10:42
18061924-014C	UMW-122-WG-20180626	06/26/2018 16:15	06/28/2018 14:50		
	SW-846 9012A (Total)			07/02/2018 20:00	07/03/2018 14:53
18061924-014D	UMW-122-WG-20180626	06/26/2018 16:15	06/28/2018 14:50		
	SW-846 5030, 8260B, Volatile Organic Compounds by GC/MS				06/30/2018 5:21
18061924-015A	UMW-123-WG-20180626	06/26/2018 17:30	06/28/2018 14:50		
	SW-846 3510C,8270C, Semi-Volatile Organic Compounds			07/02/2018 16:18	07/03/2018 16:24
18061924-015B	UMW-123-WG-20180626	06/26/2018 17:30	06/28/2018 14:50		
	SW-846 3005A, 6010B, Metals by ICP (Total)			06/29/2018 12:47	07/02/2018 19:09
	SW-846 7470A (Total)			06/29/2018 13:43	07/02/2018 10:44
18061924-015C	UMW-123-WG-20180626	06/26/2018 17:30	06/28/2018 14:50		
	SW-846 9012A (Total)			07/02/2018 20:00	07/03/2018 14:57
18061924-015D	UMW-123-WG-20180626	06/26/2018 17:30	06/28/2018 14:50		
	SW-846 5030, 8260B, Volatile Organic Compounds by GC/MS				06/30/2018 5:47
18061924-016A	UMW-124-WG-20180625	06/25/2018 14:20	06/28/2018 14:50		
	SW-846 3510C,8270C, Semi-Volatile Organic Compounds			07/02/2018 10:00	07/02/2018 22:12
	SW-846 3510C,8270C, Semi-Volatile Organic Compounds			07/02/2018 10:00	07/10/2018 13:14
18061924-016B	UMW-124-WG-20180625	06/25/2018 14:20	06/28/2018 14:50		



Dates Report

<http://www.teklabinc.com/>

Client: ERM

Work Order: 18061924

Client Project: Champaign GW 0466251

Report Date: 11-Jul-18

Sample ID	Client Sample ID	Collection Date	Received Date	Prep Date/Time	Analysis Date/Time
Test Name					
	SW-846 3005A, 6010B, Metals by ICP (Total)			06/29/2018 12:47	07/02/2018 19:13
	SW-846 7470A (Total)			06/29/2018 13:43	07/02/2018 10:51
18061924-016C	UMW-124-WG-20180625	06/25/2018 14:20	06/28/2018 14:50		
	SW-846 9012A (Total)			07/02/2018 20:00	07/03/2018 15:02
18061924-016D	UMW-124-WG-20180625	06/25/2018 14:20	06/28/2018 14:50		
	SW-846 5030, 8260B, Volatile Organic Compounds by GC/MS				06/30/2018 6:14
18061924-017A	UMW-125-WG-20180627	06/27/2018 8:10	06/28/2018 14:50		
	SW-846 3510C,8270C, Semi-Volatile Organic Compounds			07/02/2018 16:18	07/03/2018 17:04
18061924-017B	UMW-125-WG-20180627	06/27/2018 8:10	06/28/2018 14:50		
	SW-846 3005A, 6010B, Metals by ICP (Total)			06/29/2018 12:47	07/02/2018 19:16
	SW-846 7470A (Total)			06/29/2018 13:43	07/02/2018 10:53
18061924-017C	UMW-125-WG-20180627	06/27/2018 8:10	06/28/2018 14:50		
	SW-846 9012A (Total)			07/02/2018 20:00	07/03/2018 15:28
18061924-017D	UMW-125-WG-20180627	06/27/2018 8:10	06/28/2018 14:50		
	SW-846 5030, 8260B, Volatile Organic Compounds by GC/MS				06/30/2018 6:41
18061924-018A	UMW-126-WG-20180627	06/27/2018 11:20	06/28/2018 14:50		
	SW-846 3510C,8270C, Semi-Volatile Organic Compounds			07/02/2018 16:18	07/10/2018 17:13
18061924-018B	UMW-126-WG-20180627	06/27/2018 11:20	06/28/2018 14:50		
	SW-846 3005A, 6010B, Metals by ICP (Total)			06/29/2018 12:47	07/02/2018 19:20
	SW-846 7470A (Total)			06/29/2018 13:48	07/02/2018 8:51
18061924-018C	UMW-126-WG-20180627	06/27/2018 11:20	06/28/2018 14:50		
	SW-846 9012A (Total)			07/02/2018 20:00	07/03/2018 15:32
18061924-018D	UMW-126-WG-20180627	06/27/2018 11:20	06/28/2018 14:50		
	SW-846 5030, 8260B, Volatile Organic Compounds by GC/MS				06/30/2018 7:08
18061924-019A	UMW-127-WG-20180627	06/27/2018 9:30	06/28/2018 14:50		
	SW-846 3510C,8270C, Semi-Volatile Organic Compounds			07/02/2018 16:18	07/10/2018 16:33
18061924-019B	UMW-127-WG-20180627	06/27/2018 9:30	06/28/2018 14:50		
	SW-846 3005A, 6010B, Metals by ICP (Total)			06/29/2018 12:51	07/02/2018 12:27
	SW-846 7470A (Total)			06/29/2018 13:48	07/02/2018 9:03
18061924-019C	UMW-127-WG-20180627	06/27/2018 9:30	06/28/2018 14:50		
	SW-846 9012A (Total)			07/02/2018 20:00	07/03/2018 15:37
18061924-019D	UMW-127-WG-20180627	06/27/2018 9:30	06/28/2018 14:50		
	SW-846 5030, 8260B, Volatile Organic Compounds by GC/MS				06/30/2018 11:14
18061924-020A	UMW-300-WG-20180626	06/26/2018 12:15	06/28/2018 14:50		
	SW-846 3510C,8270C, Semi-Volatile Organic Compounds			07/02/2018 16:18	07/10/2018 15:53



Dates Report

<http://www.teklabinc.com/>

Client: ERM

Work Order: 18061924

Client Project: Champaign GW 0466251

Report Date: 11-Jul-18

Sample ID	Client Sample ID	Collection Date	Received Date	Prep Date/Time	Analysis Date/Time
	Test Name				
18061924-020B	UMW-300-WG-20180626	06/26/2018 12:15	06/28/2018 14:50		
	SW-846 3005A, 6010B, Metals by ICP (Total)			06/29/2018 12:51	07/02/2018 12:32
	SW-846 7470A (Total)			06/29/2018 13:48	07/02/2018 9:05
18061924-020C	UMW-300-WG-20180626	06/26/2018 12:15	06/28/2018 14:50		
	SW-846 9012A (Total)			07/02/2018 20:00	07/03/2018 15:54
18061924-020D	UMW-300-WG-20180626	06/26/2018 12:15	06/28/2018 14:50		
	SW-846 5030, 8260B, Volatile Organic Compounds by GC/MS				06/30/2018 11:41
18061924-021A	UMW-301R-WG-20180627	06/27/2018 9:25	06/28/2018 14:50		
	SW-846 3510C,8270C, Semi-Volatile Organic Compounds			07/02/2018 19:49	07/09/2018 13:35
18061924-021B	UMW-301R-WG-20180627	06/27/2018 9:25	06/28/2018 14:50		
	SW-846 3005A, 6010B, Metals by ICP (Total)			06/29/2018 12:51	07/02/2018 12:38
	SW-846 7470A (Total)			06/29/2018 13:48	07/02/2018 9:08
18061924-021C	UMW-301R-WG-20180627	06/27/2018 9:25	06/28/2018 14:50		
	SW-846 9012A (Total)			07/03/2018 16:25	07/05/2018 12:03
18061924-021D	UMW-301R-WG-20180627	06/27/2018 9:25	06/28/2018 14:50		
	SW-846 5030, 8260B, Volatile Organic Compounds by GC/MS				06/30/2018 12:09
18061924-022A	UMW-302-WG-20180627	06/27/2018 13:50	06/28/2018 14:50		
	SW-846 3510C,8270C, Semi-Volatile Organic Compounds			07/02/2018 19:49	07/09/2018 14:14
	SW-846 3510C,8270C, Semi-Volatile Organic Compounds			07/02/2018 19:49	07/10/2018 13:54
18061924-022B	UMW-302-WG-20180627	06/27/2018 13:50	06/28/2018 14:50		
	SW-846 3005A, 6010B, Metals by ICP (Total)			06/29/2018 12:51	07/02/2018 12:44
	SW-846 7470A (Total)			06/29/2018 13:48	07/02/2018 9:10
18061924-022C	UMW-302-WG-20180627	06/27/2018 13:50	06/28/2018 14:50		
	SW-846 9012A (Total)			07/03/2018 16:25	07/05/2018 14:45
18061924-022D	UMW-302-WG-20180627	06/27/2018 13:50	06/28/2018 14:50		
	SW-846 5030, 8260B, Volatile Organic Compounds by GC/MS				07/03/2018 14:35
18061924-023A	UMW-303-WG-20180625	06/25/2018 17:55	06/28/2018 14:50		
	SW-846 3510C,8270C, Semi-Volatile Organic Compounds			07/02/2018 10:00	07/02/2018 22:49
18061924-023B	UMW-303-WG-20180625	06/25/2018 17:55	06/28/2018 14:50		
	SW-846 3005A, 6010B, Metals by ICP (Total)			06/29/2018 12:51	07/02/2018 12:50
	SW-846 7470A (Total)			06/29/2018 13:48	07/02/2018 9:12
18061924-023C	UMW-303-WG-20180625	06/25/2018 17:55	06/28/2018 14:50		
	SW-846 9012A (Total)			07/03/2018 16:25	07/05/2018 12:23
18061924-023D	UMW-303-WG-20180625	06/25/2018 17:55	06/28/2018 14:50		
	SW-846 5030, 8260B, Volatile Organic Compounds by GC/MS				06/30/2018 13:05



Dates Report

<http://www.teklabinc.com/>

Client: ERM

Work Order: 18061924

Client Project: Champaign GW 0466251

Report Date: 11-Jul-18

Sample ID	Client Sample ID	Collection Date	Received Date	Prep Date/Time	Analysis Date/Time
	Test Name				
18061924-024A	UMW-304R-WG-20180627	06/27/2018 8:20	06/28/2018 14:50		
	SW-846 3510C,8270C, Semi-Volatile Organic Compounds			07/02/2018 19:49	07/09/2018 14:54
	SW-846 3510C,8270C, Semi-Volatile Organic Compounds			07/02/2018 19:49	07/10/2018 15:13
18061924-024B	UMW-304R-WG-20180627	06/27/2018 8:20	06/28/2018 14:50		
	SW-846 3005A, 6010B, Metals by ICP (Total)			06/29/2018 12:51	07/02/2018 13:14
	SW-846 7470A (Total)			06/29/2018 13:48	07/02/2018 9:14
18061924-024C	UMW-304R-WG-20180627	06/27/2018 8:20	06/28/2018 14:50		
	SW-846 9012A (Total)			07/03/2018 16:25	07/05/2018 12:29
18061924-024D	UMW-304R-WG-20180627	06/27/2018 8:20	06/28/2018 14:50		
	SW-846 5030, 8260B, Volatile Organic Compounds by GC/MS				06/30/2018 13:34
18061924-025A	UMW-305-WG-20180626	06/26/2018 15:00	06/28/2018 14:50		
	SW-846 3510C,8270C, Semi-Volatile Organic Compounds			07/02/2018 19:49	07/09/2018 15:33
18061924-025B	UMW-305-WG-20180626	06/26/2018 15:00	06/28/2018 14:50		
	SW-846 3005A, 6010B, Metals by ICP (Total)			06/29/2018 12:51	07/02/2018 13:19
	SW-846 7470A (Total)			06/29/2018 13:48	07/02/2018 9:17
18061924-025C	UMW-305-WG-20180626	06/26/2018 15:00	06/28/2018 14:50		
	SW-846 9012A (Total)			07/03/2018 16:25	07/05/2018 12:34
18061924-025D	UMW-305-WG-20180626	06/26/2018 15:00	06/28/2018 14:50		
	SW-846 5030, 8260B, Volatile Organic Compounds by GC/MS				06/30/2018 14:03
18061924-026A	UMW-306-WG-20180626	06/26/2018 16:15	06/28/2018 14:50		
	SW-846 3510C,8270C, Semi-Volatile Organic Compounds			07/02/2018 19:49	07/09/2018 16:12
18061924-026B	UMW-306-WG-20180626	06/26/2018 16:15	06/28/2018 14:50		
	SW-846 3005A, 6010B, Metals by ICP (Total)			06/29/2018 12:51	07/02/2018 13:25
	SW-846 7470A (Total)			06/29/2018 13:48	07/02/2018 9:19
18061924-026C	UMW-306-WG-20180626	06/26/2018 16:15	06/28/2018 14:50		
	SW-846 9012A (Total)			07/03/2018 16:25	07/05/2018 12:38
18061924-026D	UMW-306-WG-20180626	06/26/2018 16:15	06/28/2018 14:50		
	SW-846 5030, 8260B, Volatile Organic Compounds by GC/MS				06/30/2018 14:31
18061924-027A	UMW-307-WG-20180626	06/26/2018 15:05	06/28/2018 14:50		
	SW-846 3510C,8270C, Semi-Volatile Organic Compounds			07/02/2018 19:49	07/09/2018 16:51
18061924-027B	UMW-307-WG-20180626	06/26/2018 15:05	06/28/2018 14:50		
	SW-846 3005A, 6010B, Metals by ICP (Total)			06/29/2018 12:51	07/02/2018 13:31
	SW-846 7470A (Total)			06/29/2018 13:48	07/02/2018 9:21
18061924-027C	UMW-307-WG-20180626	06/26/2018 15:05	06/28/2018 14:50		
	SW-846 9012A (Total)			07/03/2018 16:25	07/05/2018 13:04



Dates Report

<http://www.teklabinc.com/>

Client: ERM

Work Order: 18061924

Client Project: Champaign GW 0466251

Report Date: 11-Jul-18

Sample ID	Client Sample ID	Collection Date	Received Date	Prep Date/Time	Analysis Date/Time
	Test Name				
18061924-027D	UMW-307-WG-20180626	06/26/2018 15:05	06/28/2018 14:50		
	SW-846 5030, 8260B, Volatile Organic Compounds by GC/MS				06/30/2018 15:01
18061924-028A	UMW-308-WG-20180627	06/27/2018 11:20	06/28/2018 14:50		
	SW-846 3510C,8270C, Semi-Volatile Organic Compounds			07/02/2018 19:49	07/09/2018 17:30
18061924-028B	UMW-308-WG-20180627	06/27/2018 11:20	06/28/2018 14:50		
	SW-846 3005A, 6010B, Metals by ICP (Total)			06/29/2018 12:51	07/02/2018 13:37
	SW-846 7470A (Total)			06/29/2018 13:48	07/02/2018 9:23
18061924-028C	UMW-308-WG-20180627	06/27/2018 11:20	06/28/2018 14:50		
	SW-846 9012A (Total)			07/03/2018 16:25	07/05/2018 13:09
18061924-028D	UMW-308-WG-20180627	06/27/2018 11:20	06/28/2018 14:50		
	SW-846 5030, 8260B, Volatile Organic Compounds by GC/MS				06/30/2018 15:29
18061924-029A	DUP-001-WG-20180926	06/26/2018 0:00	06/28/2018 14:50		
	SW-846 3510C,8270C, Semi-Volatile Organic Compounds			07/02/2018 19:49	07/09/2018 18:08
18061924-029B	DUP-001-WG-20180926	06/26/2018 0:00	06/28/2018 14:50		
	SW-846 3005A, 6010B, Metals by ICP (Total)			06/29/2018 12:51	07/02/2018 13:43
	SW-846 7470A (Total)			06/29/2018 13:48	07/02/2018 9:30
18061924-029C	DUP-001-WG-20180926	06/26/2018 0:00	06/28/2018 14:50		
	SW-846 9012A (Total)			07/03/2018 16:25	07/05/2018 13:13
18061924-029D	DUP-001-WG-20180926	06/26/2018 0:00	06/28/2018 14:50		
	SW-846 5030, 8260B, Volatile Organic Compounds by GC/MS				06/30/2018 15:58
18061924-030A	DUP-002-WG-20180627	06/27/2018 0:00	06/28/2018 14:50		
	SW-846 3510C,8270C, Semi-Volatile Organic Compounds			07/02/2018 19:49	07/09/2018 18:47
18061924-030B	DUP-002-WG-20180627	06/27/2018 0:00	06/28/2018 14:50		
	SW-846 3005A, 6010B, Metals by ICP (Total)			06/29/2018 12:51	07/02/2018 13:49
	SW-846 7470A (Total)			06/29/2018 13:48	07/02/2018 9:32
18061924-030C	DUP-002-WG-20180627	06/27/2018 0:00	06/28/2018 14:50		
	SW-846 9012A (Total)			07/03/2018 16:25	07/05/2018 13:31
18061924-030D	DUP-002-WG-20180627	06/27/2018 0:00	06/28/2018 14:50		
	SW-846 5030, 8260B, Volatile Organic Compounds by GC/MS				06/30/2018 16:27
18061924-031A	DUP-003-WG-20180627	06/27/2018 0:00	06/28/2018 14:50		
	SW-846 3510C,8270C, Semi-Volatile Organic Compounds			07/02/2018 19:49	07/09/2018 19:25
	SW-846 3510C,8270C, Semi-Volatile Organic Compounds			07/02/2018 19:49	07/10/2018 14:33
18061924-031B	DUP-003-WG-20180627	06/27/2018 0:00	06/28/2018 14:50		
	SW-846 3005A, 6010B, Metals by ICP (Total)			06/29/2018 12:51	07/02/2018 13:55
	SW-846 7470A (Total)			06/29/2018 13:48	07/02/2018 9:39



Dates Report

<http://www.teklabinc.com/>

Client: ERM

Work Order: 18061924

Client Project: Champaign GW 0466251

Report Date: 11-Jul-18

Sample ID	Client Sample ID	Collection Date	Received Date	Prep Date/Time	Analysis Date/Time
Test Name					
18061924-031C	DUP-003-WG-20180627	06/27/2018 0:00	06/28/2018 14:50		
	SW-846 9012A (Total)			07/03/2018 16:25	07/05/2018 14:36
18061924-031D	DUP-003-WG-20180627	06/27/2018 0:00	06/28/2018 14:50		
	SW-846 5030, 8260B, Volatile Organic Compounds by GC/MS				06/30/2018 16:55
	SW-846 5030, 8260B, Volatile Organic Compounds by GC/MS				07/03/2018 15:02
18061924-032A	EB-01-WQ-20180627	06/27/2018 9:30	06/28/2018 14:50		
	SW-846 3510C,8270C, Semi-Volatile Organic Compounds			07/02/2018 19:49	07/09/2018 20:03
18061924-032B	EB-01-WQ-20180627	06/27/2018 9:30	06/28/2018 14:50		
	SW-846 3005A, 6010B, Metals by ICP (Total)			06/29/2018 12:51	07/02/2018 14:01
	SW-846 7470A (Total)			06/29/2018 13:48	07/02/2018 9:41
18061924-032C	EB-01-WQ-20180627	06/27/2018 9:30	06/28/2018 14:50		
	SW-846 9012A (Total)			07/03/2018 16:25	07/05/2018 13:39
18061924-032D	EB-01-WQ-20180627	06/27/2018 9:30	06/28/2018 14:50		
	SW-846 5030, 8260B, Volatile Organic Compounds by GC/MS				06/30/2018 17:24
18061924-033A	TB-01-WQ-201806	06/28/2018 14:50	06/28/2018 14:50		
	SW-846 5030, 8260B, Volatile Organic Compounds by GC/MS				06/30/2018 17:54



Quality Control Results

<http://www.teklabinc.com/>

Client: ERM

Work Order: 18061924

Client Project: Champaign GW 0466251

Report Date: 11-Jul-18

SW-846 9012A (TOTAL)

Batch 143469		SampType: MBLK		Units mg/L						Date Analyzed
SampID: MBLK 180702 TCN2										
Analyses	RL	Qual	Result	Spike	SPK Ref Val	%REC	Low Limit	High Limit		
Cyanide	0.005		< 0.005	0.003000	0	0	-100	100	07/03/2018	
Batch 143469		SampType: LCS		Units mg/L						Date Analyzed
SampID: LCS 180702 TCN2										
Analyses	RL	Qual	Result	Spike	SPK Ref Val	%REC	Low Limit	High Limit		
Cyanide	0.005		0.026	0.02500	0	103.4	90	110	07/03/2018	
Batch 143469		SampType: MS		Units mg/L						Date Analyzed
SampID: 18061924-011CMS										
Analyses	RL	Qual	Result	Spike	SPK Ref Val	%REC	Low Limit	High Limit		
Cyanide	0.005	E	0.061	0.02500	0.03615	100.8	75	125	07/03/2018	
Batch 143469		SampType: MSD		Units mg/L		RPD Limit 15				Date Analyzed
SampID: 18061924-011CMSD										
Analyses	RL	Qual	Result	Spike	SPK Ref Val	%REC	RPD Ref Val	%RPD		
Cyanide	0.005	E	0.059	0.02500	0.03615	90.8	0.06134	4.16	07/03/2018	
Batch 143469		SampType: MS		Units mg/L						Date Analyzed
SampID: 18061924-019CMS										
Analyses	RL	Qual	Result	Spike	SPK Ref Val	%REC	Low Limit	High Limit		
Cyanide	0.005		0.025	0.02500	0	101.9	75	125	07/03/2018	
Batch 143469		SampType: MSD		Units mg/L		RPD Limit 15				Date Analyzed
SampID: 18061924-019CMSD										
Analyses	RL	Qual	Result	Spike	SPK Ref Val	%REC	RPD Ref Val	%RPD		
Cyanide	0.005		0.025	0.02500	0	98.7	0.02548	3.17	07/03/2018	
Batch 143470		SampType: MBLK		Units mg/L						Date Analyzed
SampID: MBLK 180702 TCN1										
Analyses	RL	Qual	Result	Spike	SPK Ref Val	%REC	Low Limit	High Limit		
Cyanide	0.005		< 0.005	0.003000	0	0	-100	100	07/03/2018	
Batch 143470		SampType: LCS		Units mg/L						Date Analyzed
SampID: LCS 180702 TCN1										
Analyses	RL	Qual	Result	Spike	SPK Ref Val	%REC	Low Limit	High Limit		
Cyanide	0.005		0.027	0.02500	0	108.2	90	110	07/03/2018	
Batch 143470		SampType: MS		Units mg/L						Date Analyzed
SampID: 18061924-001CMS										
Analyses	RL	Qual	Result	Spike	SPK Ref Val	%REC	Low Limit	High Limit		
Cyanide	0.005		0.027	0.02500	0	109.8	75	125	07/03/2018	



Quality Control Results

<http://www.teklabinc.com/>

Client: ERM

Work Order: 18061924

Client Project: Champaign GW 0466251

Report Date: 11-Jul-18

SW-846 9012A (TOTAL)

Batch 143470		SampType: MSD		Units mg/L		RPD Limit 15				Date Analyzed
SampID: 18061924-001CMSD										
Analyses	RL	Qual	Result	Spike	SPK Ref Val	%REC	RPD Ref Val	%RPD		
Cyanide	0.005		0.028	0.02500	0	112.2	0.02746	2.09	07/03/2018	

Batch 143513		SampType: MBLK		Units mg/L						Date Analyzed
SampID: MBLK 180703 TCN2										
Analyses	RL	Qual	Result	Spike	SPK Ref Val	%REC	Low Limit	High Limit		
Cyanide	0.005		< 0.005	0.00300C	0	0	-100	100	07/05/2018	

Batch 143513		SampType: LCS		Units mg/L						Date Analyzed
SampID: LCS 180703 TCN2										
Analyses	RL	Qual	Result	Spike	SPK Ref Val	%REC	Low Limit	High Limit		
Cyanide	0.005		0.027	0.02500	0	107.1	90	110	07/05/2018	

Batch 143513		SampType: MS		Units mg/L						Date Analyzed
SampID: 18061924-022CMS										
Analyses	RL	Qual	Result	Spike	SPK Ref Val	%REC	Low Limit	High Limit		
Cyanide	0.026		0.111	0.02500	0.09089	81.7	75	125	07/05/2018	

Batch 143513		SampType: MSD		Units mg/L		RPD Limit 15				Date Analyzed
SampID: 18061924-022CMSD										
Analyses	RL	Qual	Result	Spike	SPK Ref Val	%REC	RPD Ref Val	%RPD		
Cyanide	0.025		0.118	0.02500	0.09089	109.2	0.1113	6.00	07/05/2018	

Batch 143513		SampType: MS		Units mg/L						Date Analyzed
SampID: 18061924-029CMS										
Analyses	RL	Qual	Result	Spike	SPK Ref Val	%REC	Low Limit	High Limit		
Cyanide	0.005	E	0.060	0.02500	0.03199	112.4	75	125	07/05/2018	

Batch 143513		SampType: MSD		Units mg/L		RPD Limit 15				Date Analyzed
SampID: 18061924-029CMSD										
Analyses	RL	Qual	Result	Spike	SPK Ref Val	%REC	RPD Ref Val	%RPD		
Cyanide	0.005	E	0.060	0.02500	0.03199	112.7	0.06009	0.11	07/05/2018	



Quality Control Results

<http://www.teklabinc.com/>

Client: ERM

Work Order: 18061924

Client Project: Champaign GW 0466251

Report Date: 11-Jul-18

SW-846 3005A, 6010B, METALS BY ICP (TOTAL)

Batch 143423		SampType: MBLK		Units mg/L						Date Analyzed
SampID: MBLK-143423										
Analyses	RL	Qual	Result	Spike	SPK Ref Val	%REC	Low Limit	High Limit	Date Analyzed	
Arsenic	0.0250		< 0.0250	0.008700	0	0	-100	100	07/02/2018	
Barium	0.0025		< 0.0025	0.000700	0	0	-100	100	07/02/2018	
Cadmium	0.0020		< 0.0020	0.000500	0	0	-100	100	07/02/2018	
Chromium	0.0050	S	< 0.0050	0.001500	0	173.3	-100	100	07/02/2018	
Lead	0.0150		< 0.0150	0.001400	0	0	-100	100	07/02/2018	
Selenium	0.0400		< 0.0400	0.017000	0	0	-100	100	07/02/2018	
Silver	0.0070		< 0.0070	0.002700	0	0	-100	100	07/02/2018	

Batch 143423		SampType: LCS		Units mg/L						Date Analyzed
SampID: LCS-143423										
Analyses	RL	Qual	Result	Spike	SPK Ref Val	%REC	Low Limit	High Limit	Date Analyzed	
Arsenic	0.0250		0.496	0.5000	0	99.2	85	115	07/02/2018	
Barium	0.0025		1.88	2.000	0	94.0	85	115	07/02/2018	
Cadmium	0.0020		0.0479	0.05000	0	95.8	85	115	07/02/2018	
Chromium	0.0050	B	0.189	0.2000	0	94.4	85	115	07/02/2018	
Lead	0.0150		0.488	0.5000	0	97.6	85	115	07/02/2018	
Selenium	0.0400		0.480	0.5000	0	95.9	85	115	07/02/2018	
Silver	0.0070		0.0469	0.05000	0	93.8	85	115	07/02/2018	

Batch 143423		SampType: MS		Units mg/L						Date Analyzed
SampID: 18061924-001BMS										
Analyses	RL	Qual	Result	Spike	SPK Ref Val	%REC	Low Limit	High Limit	Date Analyzed	
Arsenic	0.0250		0.492	0.5000	0	98.4	75	125	07/02/2018	
Barium	0.0025		1.93	2.000	0.05840	93.8	75	125	07/02/2018	
Cadmium	0.0020		0.0467	0.05000	0	93.4	75	125	07/02/2018	
Chromium	0.0050	B	0.187	0.2000	0	93.5	75	125	07/02/2018	
Lead	0.0150		0.478	0.5000	0	95.6	75	125	07/02/2018	
Selenium	0.0400		0.468	0.5000	0	93.7	75	125	07/02/2018	
Silver	0.0070		0.0461	0.05000	0	92.2	75	125	07/02/2018	

Batch 143423		SampType: MSD		Units mg/L						RPD Limit 20	Date Analyzed
SampID: 18061924-001BMSD											
Analyses	RL	Qual	Result	Spike	SPK Ref Val	%REC	RPD Ref Val	%RPD	Date Analyzed		
Arsenic	0.0250		0.495	0.5000	0	99.0	0.4922	0.59	07/02/2018		
Barium	0.0025		1.93	2.000	0.05840	93.5	1.934	0.31	07/02/2018		
Cadmium	0.0020		0.0466	0.05000	0	93.2	0.04670	0.21	07/02/2018		
Chromium	0.0050	B	0.185	0.2000	0	92.4	0.1870	1.18	07/02/2018		
Lead	0.0150		0.478	0.5000	0	95.5	0.4778	0.02	07/02/2018		
Selenium	0.0400		0.476	0.5000	0	95.2	0.4685	1.55	07/02/2018		
Silver	0.0070		0.0464	0.05000	0	92.8	0.04610	0.65	07/02/2018		



Quality Control Results

<http://www.teklabinc.com/>

Client: ERM

Work Order: 18061924

Client Project: Champaign GW 0466251

Report Date: 11-Jul-18

SW-846 3005A, 6010B, METALS BY ICP (TOTAL)

Batch 143423		SampType: MS		Units mg/L						Date Analyzed
SampID: 18061924-011BMS										
Analyses	RL	Qual	Result	Spike	SPK Ref Val	%REC	Low Limit	High Limit	Date Analyzed	
Arsenic	0.0250		0.480	0.5000	0	95.9	75	125	07/02/2018	
Barium	0.0025		1.95	2.000	0.08900	93.0	75	125	07/02/2018	
Cadmium	0.0020		0.0463	0.05000	0	92.6	75	125	07/02/2018	
Chromium	0.0050	B	0.186	0.2000	0	92.8	75	125	07/02/2018	
Lead	0.0150		0.474	0.5000	0	94.8	75	125	07/02/2018	
Selenium	0.0400		0.465	0.5000	0	93.0	75	125	07/02/2018	
Silver	0.0070		0.0459	0.05000	0	91.8	75	125	07/02/2018	

Batch 143423		SampType: MSD		Units mg/L						RPD Limit 20	Date Analyzed
SampID: 18061924-011BMSD											
Analyses	RL	Qual	Result	Spike	SPK Ref Val	%REC	RPD Ref Val	%RPD	Date Analyzed		
Arsenic	0.0250		0.480	0.5000	0	96.0	0.4797	0.08	07/02/2018		
Barium	0.0025		1.94	2.000	0.08900	92.4	1.948	0.62	07/02/2018		
Cadmium	0.0020		0.0462	0.05000	0	92.4	0.04630	0.22	07/02/2018		
Chromium	0.0050	B	0.185	0.2000	0	92.4	0.1857	0.43	07/02/2018		
Lead	0.0150		0.472	0.5000	0	94.4	0.4738	0.36	07/02/2018		
Selenium	0.0400		0.459	0.5000	0	91.9	0.4652	1.28	07/02/2018		
Silver	0.0070		0.0457	0.05000	0	91.4	0.04590	0.44	07/02/2018		

Batch 143424		SampType: MBLK		Units mg/L						Date Analyzed
SampID: MBLK-143424										
Analyses	RL	Qual	Result	Spike	SPK Ref Val	%REC	Low Limit	High Limit	Date Analyzed	
Arsenic	0.0250		< 0.0250	0.00870C	0	0	-100	100	07/02/2018	
Barium	0.0025		< 0.0025	0.000700	0	0	-100	100	07/02/2018	
Cadmium	0.0020		< 0.0020	0.000500	0	0	-100	100	07/02/2018	
Chromium	0.0050	S	0.0130	0.00150C	0	866.7	-100	100	07/02/2018	
Lead	0.0150		< 0.0150	0.00140C	0	0	-100	100	07/02/2018	
Selenium	0.0400		< 0.0400	0.01700	0	0	-100	100	07/02/2018	
Silver	0.0070		< 0.0070	0.00270C	0	0	-100	100	07/02/2018	

Batch 143424		SampType: LCS		Units mg/L						Date Analyzed
SampID: LCS-143424										
Analyses	RL	Qual	Result	Spike	SPK Ref Val	%REC	Low Limit	High Limit	Date Analyzed	
Arsenic	0.0250		0.491	0.5000	0	98.3	85	115	07/02/2018	
Barium	0.0025		1.90	2.000	0	95.1	85	115	07/02/2018	
Cadmium	0.0020		0.0482	0.05000	0	96.4	85	115	07/02/2018	
Chromium	0.0050	B	0.190	0.2000	0	94.8	85	115	07/02/2018	
Lead	0.0150		0.491	0.5000	0	98.2	85	115	07/02/2018	
Selenium	0.0400		0.478	0.5000	0	95.6	85	115	07/02/2018	
Silver	0.0070		0.0480	0.05000	0	96.0	85	115	07/02/2018	



Quality Control Results

<http://www.teklabinc.com/>

Client: ERM

Work Order: 18061924

Client Project: Champaign GW 0466251

Report Date: 11-Jul-18

SW-846 7470A (TOTAL)

Batch 143425		SampType: MBLK		Units mg/L						
SampID: MBLK-143425										
Analyses	RL	Qual	Result	Spike	SPK Ref Val	%REC	Low Limit	High Limit	Date Analyzed	
Mercury	0.00020		< 0.00020	000055C	0	0	-100	100	07/02/2018	
Batch 143425		SampType: LCS		Units mg/L						
SampID: LCS-143425										
Analyses	RL	Qual	Result	Spike	SPK Ref Val	%REC	Low Limit	High Limit	Date Analyzed	
Mercury	0.00020		0.00499	0.00500C	0	99.8	85	115	07/02/2018	
Batch 143426		SampType: MBLK		Units mg/L						
SampID: MBLK-143426										
Analyses	RL	Qual	Result	Spike	SPK Ref Val	%REC	Low Limit	High Limit	Date Analyzed	
Mercury	0.00020		< 0.00020	000055C	0	0	-100	100	07/02/2018	
Batch 143426		SampType: LCS		Units mg/L						
SampID: LCS-143426										
Analyses	RL	Qual	Result	Spike	SPK Ref Val	%REC	Low Limit	High Limit	Date Analyzed	
Mercury	0.00020		0.00530	0.00500C	0	105.9	85	115	07/02/2018	
Batch 143426		SampType: MS		Units mg/L						
SampID: 18061924-018BMS										
Analyses	RL	Qual	Result	Spike	SPK Ref Val	%REC	Low Limit	High Limit	Date Analyzed	
Mercury	0.00020		0.00531	0.00500C	0	106.2	75	125	07/02/2018	
Batch 143426		SampType: MSD		Units mg/L				RPD Limit 15		Date Analyzed
SampID: 18061924-018BMSD										
Analyses	RL	Qual	Result	Spike	SPK Ref Val	%REC	RPD Ref Val	%RPD	Date Analyzed	
Mercury	0.00020		0.00538	0.00500C	0	107.6	0.005312	1.30	07/02/2018	
Batch 143426		SampType: MS		Units mg/L						
SampID: 18061924-030BMS										
Analyses	RL	Qual	Result	Spike	SPK Ref Val	%REC	Low Limit	High Limit	Date Analyzed	
Mercury	0.00020		0.00541	0.00500C	0	108.1	75	125	07/02/2018	
Batch 143426		SampType: MSD		Units mg/L				RPD Limit 15		Date Analyzed
SampID: 18061924-030BMSD										
Analyses	RL	Qual	Result	Spike	SPK Ref Val	%REC	RPD Ref Val	%RPD	Date Analyzed	
Mercury	0.00020		0.00543	0.00500C	0	108.6	0.005407	0.46	07/02/2018	
Batch 143472		SampType: MBLK		Units mg/L						
SampID: MBLK-143472										
Analyses	RL	Qual	Result	Spike	SPK Ref Val	%REC	Low Limit	High Limit	Date Analyzed	
Mercury	0.00020	S	< 0.00020	000055C	0	131.1	-100	100	07/03/2018	

Client: ERM

Work Order: 18061924

Client Project: Champaign GW 0466251

Report Date: 11-Jul-18

SW-846 7470A (TOTAL)

Batch 143472		SampType: LCS		Units mg/L						Date Analyzed
SampID: LCS-143472										
Analyses	RL	Qual	Result	Spike	SPK Ref Val	%REC	Low Limit	High Limit	Date Analyzed	
Mercury	0.00020	B	0.00537	0.00500C	0	107.4	85	115	07/03/2018	

Batch 143472		SampType: MS		Units mg/L						Date Analyzed
SampID: 18061924-001BMS										
Analyses	RL	Qual	Result	Spike	SPK Ref Val	%REC	Low Limit	High Limit	Date Analyzed	
Mercury	0.00020	B	0.00518	0.00500C	0	103.7	75	125	07/03/2018	

Batch 143472		SampType: MSD		Units mg/L						RPD Limit 15	Date Analyzed
SampID: 18061924-001BMSD											
Analyses	RL	Qual	Result	Spike	SPK Ref Val	%REC	RPD Ref Val	%RPD	Date Analyzed		
Mercury	0.00020	B	0.00527	0.00500C	0	105.5	0.005184	1.74	07/03/2018		

Batch 143472		SampType: MS		Units mg/L						Date Analyzed
SampID: 18061924-011BMS										
Analyses	RL	Qual	Result	Spike	SPK Ref Val	%REC	Low Limit	High Limit	Date Analyzed	
Mercury	0.00020	B	0.00513	0.00500C	0.00008270	100.9	75	125	07/03/2018	

Batch 143472		SampType: MSD		Units mg/L						RPD Limit 15	Date Analyzed
SampID: 18061924-011BMSD											
Analyses	RL	Qual	Result	Spike	SPK Ref Val	%REC	RPD Ref Val	%RPD	Date Analyzed		
Mercury	0.00020	B	0.00503	0.00500C	0.00008270	98.9	0.005128	1.95	07/03/2018		

Client: ERM

Work Order: 18061924

Client Project: Champaign GW 0466251

Report Date: 11-Jul-18

SW-846 3510C,8270C, SEMI-VOLATILE ORGANIC COMPOUNDS

Batch 143449		SampType: MBLK		Units mg/L					
SampID: MBLK-143449									
Analyses	RL	Qual	Result	Spike	SPK Ref Val	%REC	Low Limit	High Limit	Date Analyzed
Acenaphthene	0.000100		ND						07/02/2018
Acenaphthylene	0.000100		ND						07/02/2018
Anthracene	0.000100		ND						07/02/2018
Benzo(a)anthracene	0.000100		ND						07/02/2018
Benzo(a)pyrene	0.000100		ND						07/02/2018
Benzo(b)fluoranthene	0.000100		ND						07/02/2018
Benzo(g,h,i)perylene	0.000100		ND						07/02/2018
Benzo(k)fluoranthene	0.000100		ND						07/02/2018
Chrysene	0.000100		ND						07/02/2018
Dibenzo(a,h)anthracene	0.000100		ND						07/02/2018
Fluoranthene	0.000200		ND						07/02/2018
Fluorene	0.000100		ND						07/02/2018
Indeno(1,2,3-cd)pyrene	0.000100		ND						07/02/2018
Naphthalene	0.000200		ND						07/02/2018
Phenanthrene	0.000400		ND						07/02/2018
Pyrene	0.000100		ND						07/02/2018
Surr: 2-Fluorobiphenyl			0.000668	0.00100C		66.8	43.9	105	07/02/2018
Surr: Nitrobenzene-d5			0.000601	0.00100C		60.1	49.4	105	07/02/2018
Surr: p-Terphenyl-d14			0.000929	0.00100C		92.9	55.9	144	07/02/2018

Batch 143449		SampType: LCS		Units mg/L					
SampID: LCS-143449									
Analyses	RL	Qual	Result	Spike	SPK Ref Val	%REC	Low Limit	High Limit	Date Analyzed
Acenaphthene	0.000100		0.00175	0.00200C	0	87.6	53.8	111	07/02/2018
Acenaphthylene	0.000100		0.00172	0.00200C	0	86.2	55.3	112	07/02/2018
Anthracene	0.000100		0.00163	0.00200C	0	81.6	56.5	111	07/02/2018
Benzo(a)anthracene	0.000100		0.00155	0.00200C	0	77.6	52.8	121	07/02/2018
Benzo(a)pyrene	0.000100		0.00150	0.00200C	0	75.2	56.9	127	07/02/2018
Benzo(b)fluoranthene	0.000100		0.00149	0.00200C	0	74.4	50.8	132	07/02/2018
Benzo(g,h,i)perylene	0.000100		0.00157	0.00200C	0	78.4	37.6	151	07/02/2018
Benzo(k)fluoranthene	0.000100		0.00151	0.00200C	0	75.5	56.6	125	07/02/2018
Chrysene	0.000100		0.00147	0.00200C	0	73.6	39.6	124	07/02/2018
Dibenzo(a,h)anthracene	0.000100		0.00139	0.00200C	0	69.3	42.6	144	07/02/2018
Fluoranthene	0.000200		0.00180	0.00200C	0	89.8	55.3	130	07/02/2018
Fluorene	0.000100		0.00182	0.00200C	0	91.2	53.2	118	07/02/2018
Indeno(1,2,3-cd)pyrene	0.000100		0.00149	0.00200C	0	74.6	48.4	151	07/02/2018
Naphthalene	0.000200		0.00161	0.00200C	0	80.6	50.6	108	07/02/2018
Phenanthrene	0.000400		0.00193	0.00200C	0	96.4	56.1	125	07/02/2018
Pyrene	0.000100		0.00186	0.00200C	0	92.9	52.7	129	07/02/2018
Surr: 2-Fluorobiphenyl			0.000848	0.00100C		84.8	43.9	105	07/02/2018
Surr: Nitrobenzene-d5			0.000847	0.00100C		84.7	49.4	105	07/02/2018
Surr: p-Terphenyl-d14			0.00106	0.00100C		105.9	55.9	144	07/02/2018



Quality Control Results

<http://www.teklabinc.com/>

Client: ERM

Work Order: 18061924

Client Project: Champaign GW 0466251

Report Date: 11-Jul-18

SW-846 3510C,8270C, SEMI-VOLATILE ORGANIC COMPOUNDS

Batch 143449		SampType: LCSD		Units mg/L				RPD Limit 40		Date Analyzed
SampID: LCSD-143449										
Analyses	RL	Qual	Result	Spike	SPK Ref Val	%REC	RPD Ref Val	%RPD	Date Analyzed	
Acenaphthene	0.000100		0.00181	0.00200C	0	90.5	0.001753	3.19	07/02/2018	
Acenaphthylene	0.000100		0.00188	0.00200C	0	93.9	0.001725	8.50	07/02/2018	
Anthracene	0.000100		0.00181	0.00200C	0	90.3	0.001632	10.11	07/02/2018	
Benzo(a)anthracene	0.000100		0.00172	0.00200C	0	86.2	0.001552	10.52	07/02/2018	
Benzo(a)pyrene	0.000100		0.00157	0.00200C	0	78.6	0.001504	4.51	07/02/2018	
Benzo(b)fluoranthene	0.000100		0.00154	0.00200C	0	76.9	0.001489	3.30	07/02/2018	
Benzo(g,h,i)perylene	0.000100		0.00155	0.00200C	0	77.3	0.001568	1.47	07/02/2018	
Benzo(k)fluoranthene	0.000100		0.00157	0.00200C	0	78.3	0.001510	3.67	07/02/2018	
Chrysene	0.000100		0.00163	0.00200C	0	81.7	0.001472	10.39	07/02/2018	
Dibenzo(a,h)anthracene	0.000100		0.00144	0.00200C	0	72.1	0.001386	4.00	07/02/2018	
Fluoranthene	0.000200		0.00196	0.00200C	0	97.9	0.001796	8.57	07/02/2018	
Fluorene	0.000100		0.00192	0.00200C	0	96.1	0.001825	5.15	07/02/2018	
Indeno(1,2,3-cd)pyrene	0.000100		0.00151	0.00200C	0	75.4	0.001491	1.19	07/02/2018	
Naphthalene	0.000200		0.00165	0.00200C	0	82.4	0.001613	2.18	07/02/2018	
Phenanthrene	0.000400		0.00202	0.00200C	0	101.2	0.001927	4.86	07/02/2018	
Pyrene	0.000100		0.00195	0.00200C	0	97.6	0.001858	4.95	07/02/2018	
Surr: 2-Fluorobiphenyl			0.000857	0.00100C		85.7			07/02/2018	
Surr: Nitrobenzene-d5			0.000899	0.00100C		89.9			07/02/2018	
Surr: p-Terphenyl-d14			0.00111	0.00100C		111.1			07/02/2018	

Batch 143449		SampType: MS		Units mg/L				Date Analyzed	
SampID: 18061924-001AMS									
Analyses	RL	Qual	Result	Spike	SPK Ref Val	%REC	Low Limit	High Limit	Date Analyzed
Acenaphthene	0.000100		0.00186	0.00200C	0	92.8	40.5	121	07/02/2018
Acenaphthylene	0.000100		0.00192	0.00200C	0	95.9	50.9	132	07/02/2018
Anthracene	0.000100		0.00181	0.00200C	0	90.3	62.1	120	07/02/2018
Benzo(a)anthracene	0.000100		0.00180	0.00200C	0	90.0	67.8	119	07/02/2018
Benzo(a)pyrene	0.000100		0.00168	0.00200C	0	84.1	73.8	124	07/02/2018
Benzo(b)fluoranthene	0.000100		0.00177	0.00200C	0	88.3	73.3	119	07/02/2018
Benzo(g,h,i)perylene	0.000100		0.00168	0.00200C	0	84.1	56.3	139	07/02/2018
Benzo(k)fluoranthene	0.000100		0.00172	0.00200C	0	86.1	69.5	115	07/02/2018
Chrysene	0.000100		0.00164	0.00200C	0	81.8	69	112	07/02/2018
Dibenzo(a,h)anthracene	0.000100		0.00153	0.00200C	0	76.5	66.1	135	07/02/2018
Fluoranthene	0.000200		0.00194	0.00200C	0	97.2	69.4	117	07/02/2018
Fluorene	0.000100		0.00188	0.00200C	0	93.9	54.3	116	07/02/2018
Indeno(1,2,3-cd)pyrene	0.000100		0.00169	0.00200C	0	84.4	62.5	136	07/02/2018
Naphthalene	0.000200		0.00169	0.00200C	0	84.3	34.6	129	07/02/2018
Phenanthrene	0.000400		0.00189	0.00200C	0	94.4	62.4	108	07/02/2018
Pyrene	0.000100		0.00199	0.00200C	0	99.3	64.2	118	07/02/2018
Surr: 2-Fluorobiphenyl			0.000906	0.00100C		90.6	10	164	07/02/2018
Surr: Nitrobenzene-d5			0.000857	0.00100C		85.7	10.3	142	07/02/2018
Surr: p-Terphenyl-d14			0.00113	0.00100C		113.0	47.1	148	07/02/2018



Quality Control Results

<http://www.teklabinc.com/>

Client: ERM

Work Order: 18061924

Client Project: Champaign GW 0466251

Report Date: 11-Jul-18

SW-846 3510C,8270C, SEMI-VOLATILE ORGANIC COMPOUNDS

Batch 143449		SampType: MSD		Units mg/L				RPD Limit 40		Date Analyzed
SampID: 18061924-001AMSD										
Analyses	RL	Qual	Result	Spike	SPK Ref Val	%REC	RPD Ref Val	%RPD	Date Analyzed	
Acenaphthene	0.000100		0.00178	0.00200C	0	88.9	0.001856	4.24	07/02/2018	
Acenaphthylene	0.000100		0.00184	0.00200C	0	91.8	0.001918	4.32	07/02/2018	
Anthracene	0.000100		0.00169	0.00200C	0	84.6	0.001807	6.56	07/02/2018	
Benzo(a)anthracene	0.000100		0.00167	0.00200C	0	83.6	0.001801	7.38	07/02/2018	
Benzo(a)pyrene	0.000100		0.00156	0.00200C	0	77.9	0.001681	7.59	07/02/2018	
Benzo(b)fluoranthene	0.000100		0.00154	0.00200C	0	76.8	0.001765	13.82	07/02/2018	
Benzo(g,h,i)perylene	0.000100		0.00155	0.00200C	0	77.7	0.001682	7.88	07/02/2018	
Benzo(k)fluoranthene	0.000100		0.00152	0.00200C	0	75.9	0.001721	12.60	07/02/2018	
Chrysene	0.000100		0.00149	0.00200C	0	74.7	0.001636	9.03	07/02/2018	
Dibenzo(a,h)anthracene	0.000100		0.00137	0.00200C	0	68.3	0.001531	11.36	07/02/2018	
Fluoranthene	0.000200		0.00180	0.00200C	0	90.0	0.001945	7.70	07/02/2018	
Fluorene	0.000100		0.00185	0.00200C	0	92.4	0.001877	1.53	07/02/2018	
Indeno(1,2,3-cd)pyrene	0.000100		0.00163	0.00200C	0	81.7	0.001688	3.25	07/02/2018	
Naphthalene	0.000200		0.00162	0.00200C	0	81.1	0.001686	3.92	07/02/2018	
Phenanthrene	0.000400		0.00177	0.00200C	0	88.6	0.001888	6.34	07/02/2018	
Pyrene	0.000100		0.00187	0.00200C	0	93.7	0.001986	5.78	07/02/2018	
Surr: 2-Fluorobiphenyl			0.000830	0.00100C		83.0			07/02/2018	
Surr: Nitrobenzene-d5			0.000831	0.00100C		83.1			07/02/2018	
Surr: p-Terphenyl-d14			0.00105	0.00100C		104.8			07/02/2018	

Batch 143474		SampType: MBLK		Units mg/L						Date Analyzed
SampID: MBLK-143474										
Analyses	RL	Qual	Result	Spike	SPK Ref Val	%REC	Low Limit	High Limit	Date Analyzed	
Acenaphthene	0.000100		ND						07/09/2018	
Acenaphthylene	0.000100		ND						07/09/2018	
Anthracene	0.000100		ND						07/09/2018	
Benzo(a)anthracene	0.000100		ND						07/09/2018	
Benzo(a)pyrene	0.000100		ND						07/09/2018	
Benzo(b)fluoranthene	0.000100		ND						07/09/2018	
Benzo(g,h,i)perylene	0.000100		ND						07/09/2018	
Benzo(k)fluoranthene	0.000100		ND						07/09/2018	
Chrysene	0.000100		ND						07/09/2018	
Dibenzo(a,h)anthracene	0.000100		ND						07/09/2018	
Fluoranthene	0.000200		ND						07/09/2018	
Fluorene	0.000100		ND						07/09/2018	
Indeno(1,2,3-cd)pyrene	0.000100		ND						07/09/2018	
Naphthalene	0.000200		ND						07/09/2018	
Phenanthrene	0.000400		ND						07/09/2018	
Pyrene	0.000100		ND						07/09/2018	
Surr: 2-Fluorobiphenyl			0.000753	0.00100C		75.3	43.9	105	07/09/2018	
Surr: Nitrobenzene-d5			0.000853	0.00100C		85.3	49.4	105	07/09/2018	
Surr: p-Terphenyl-d14			0.00115	0.00100C		115.0	55.9	144	07/09/2018	



Quality Control Results

<http://www.teklabinc.com/>

Client: ERM

Work Order: 18061924

Client Project: Champaign GW 0466251

Report Date: 11-Jul-18

SW-846 3510C,8270C, SEMI-VOLATILE ORGANIC COMPOUNDS

Batch 143474		SampType: LCS		Units mg/L					
SampID: LCS-143474									
Analyses	RL	Qual	Result	Spike	SPK Ref Val	%REC	Low Limit	High Limit	Date Analyzed
Acenaphthene	0.000100		0.00140	0.00200C	0	70.0	53.8	111	07/09/2018
Acenaphthylene	0.000100		0.00152	0.00200C	0	76.0	55.3	112	07/09/2018
Anthracene	0.000100		0.00161	0.00200C	0	80.5	56.5	111	07/09/2018
Benzo(a)anthracene	0.000100		0.00170	0.00200C	0	84.9	52.8	121	07/09/2018
Benzo(a)pyrene	0.000100		0.00170	0.00200C	0	84.8	56.9	127	07/09/2018
Benzo(b)fluoranthene	0.000100		0.00169	0.00200C	0	84.5	50.8	132	07/09/2018
Benzo(g,h,i)perylene	0.000100		0.00175	0.00200C	0	87.5	37.6	151	07/09/2018
Benzo(k)fluoranthene	0.000100		0.00166	0.00200C	0	82.9	56.6	125	07/09/2018
Chrysene	0.000100		0.00142	0.00200C	0	71.2	39.6	124	07/09/2018
Dibenzo(a,h)anthracene	0.000100		0.00170	0.00200C	0	84.9	42.6	144	07/09/2018
Fluoranthene	0.000200		0.00178	0.00200C	0	88.8	55.3	130	07/09/2018
Fluorene	0.000100		0.00163	0.00200C	0	81.7	53.2	118	07/09/2018
Indeno(1,2,3-cd)pyrene	0.000100		0.00183	0.00200C	0	91.6	48.4	151	07/09/2018
Naphthalene	0.000200		0.00124	0.00200C	0	62.2	50.6	108	07/09/2018
Phenanthrene	0.000400		0.00185	0.00200C	0	92.4	56.1	125	07/09/2018
Pyrene	0.000100		0.00178	0.00200C	0	89.1	52.7	129	07/09/2018
Surr: 2-Fluorobiphenyl			0.000816	0.00100C		81.6	43.9	105	07/09/2018
Surr: Nitrobenzene-d5			0.000892	0.00100C		89.2	49.4	105	07/09/2018
Surr: p-Terphenyl-d14			0.00112	0.00100C		112.0	55.9	144	07/09/2018

Batch 143474		SampType: LCSD		Units mg/L		RPD Limit 40			
SampID: LCSD-143474									
Analyses	RL	Qual	Result	Spike	SPK Ref Val	%REC	RPD Ref Val	%RPD	Date Analyzed
Acenaphthene	0.000100		0.00150	0.00200C	0	74.9	0.001400	6.70	07/09/2018
Acenaphthylene	0.000100		0.00154	0.00200C	0	76.8	0.001519	1.15	07/09/2018
Anthracene	0.000100		0.00158	0.00200C	0	79.0	0.001611	1.90	07/09/2018
Benzo(a)anthracene	0.000100		0.00171	0.00200C	0	85.4	0.001697	0.59	07/09/2018
Benzo(a)pyrene	0.000100		0.00164	0.00200C	0	82.2	0.001696	3.16	07/09/2018
Benzo(b)fluoranthene	0.000100		0.00161	0.00200C	0	80.7	0.001690	4.66	07/09/2018
Benzo(g,h,i)perylene	0.000100		0.00175	0.00200C	0	87.5	0.001750	0.01	07/09/2018
Benzo(k)fluoranthene	0.000100		0.00146	0.00200C	0	73.1	0.001659	12.67	07/09/2018
Chrysene	0.000100		0.00157	0.00200C	0	78.5	0.001423	9.77	07/09/2018
Dibenzo(a,h)anthracene	0.000100		0.00173	0.00200C	0	86.4	0.001697	1.81	07/09/2018
Fluoranthene	0.000200		0.00180	0.00200C	0	89.9	0.001776	1.19	07/09/2018
Fluorene	0.000100		0.00163	0.00200C	0	81.5	0.001634	0.21	07/09/2018
Indeno(1,2,3-cd)pyrene	0.000100		0.00196	0.00200C	0	97.8	0.001832	6.49	07/09/2018
Naphthalene	0.000200		0.00127	0.00200C	0	63.5	0.001243	2.18	07/09/2018
Phenanthrene	0.000400		0.00179	0.00200C	0	89.7	0.001848	2.94	07/09/2018
Pyrene	0.000100		0.00177	0.00200C	0	88.3	0.001782	0.88	07/09/2018
Surr: 2-Fluorobiphenyl			0.000784	0.00100C		78.4			07/09/2018
Surr: Nitrobenzene-d5			0.000862	0.00100C		86.2			07/09/2018
Surr: p-Terphenyl-d14			0.00114	0.00100C		114.0			07/09/2018

Client: ERM

Work Order: 18061924

Client Project: Champaign GW 0466251

Report Date: 11-Jul-18

SW-846 5030, 8260B, VOLATILE ORGANIC COMPOUNDS BY GC/MS

Batch 143457		SampType: MBLK		Units µg/L						
SampID: MBLK-T180629A-2										
Analyses	RL	Qual	Result	Spike	SPK Ref Val	%REC	Low Limit	High Limit	Date Analyzed	
Benzene	0.5		ND						06/29/2018	
Ethylbenzene	2.0		ND						06/29/2018	
Toluene	2.0		ND						06/29/2018	
Xylenes, Total	2.0		ND						06/29/2018	
Surr: 1,2-Dichloroethane-d4			48.6	50.00		97.1	79.6	118	06/29/2018	
Surr: 4-Bromofluorobenzene			50.7	50.00		101.5	83.9	115	06/29/2018	
Surr: Dibromofluoromethane			50.2	50.00		100.5	84.9	113	06/29/2018	
Surr: Toluene-d8			49.3	50.00		98.6	86.7	112	06/29/2018	

Batch 143457		SampType: LCSD		Units µg/L						
SampID: LCSD-T180629A-2										
Analyses	RL	Qual	Result	Spike	SPK Ref Val	%REC	RPD Ref Val	%RPD	Date Analyzed	
Benzene	0.5		50.0	50.00	0	100.1	48.46	3.23	06/29/2018	
Ethylbenzene	2.0		49.5	50.00	0	99.0	49.09	0.87	06/29/2018	
Toluene	2.0		47.8	50.00	0	95.6	48.04	0.54	06/29/2018	
Xylenes, Total	2.0		144	150.0	0	95.9	143.6	0.17	06/29/2018	
Surr: 1,2-Dichloroethane-d4			48.5	50.00		97.0			06/29/2018	
Surr: 4-Bromofluorobenzene			48.0	50.00		96.0			06/29/2018	
Surr: Dibromofluoromethane			50.3	50.00		100.6			06/29/2018	
Surr: Toluene-d8			48.2	50.00		96.4			06/29/2018	

Batch 143457		SampType: LCS		Units µg/L						
SampID: LCS-T180629A-2										
Analyses	RL	Qual	Result	Spike	SPK Ref Val	%REC	Low Limit	High Limit	Date Analyzed	
Benzene	0.5		48.5	50.00	0	96.9	77.8	120	06/29/2018	
Ethylbenzene	2.0		49.1	50.00	0	98.2	81.8	117	06/29/2018	
Toluene	2.0		48.0	50.00	0	96.1	82.2	113	06/29/2018	
Xylenes, Total	2.0		144	150.0	0	95.7	82.7	118	06/29/2018	
Surr: 1,2-Dichloroethane-d4			47.5	50.00		95.0	79.6	118	06/29/2018	
Surr: 4-Bromofluorobenzene			48.0	50.00		96.1	83.9	115	06/29/2018	
Surr: Dibromofluoromethane			50.7	50.00		101.4	84.9	113	06/29/2018	
Surr: Toluene-d8			48.5	50.00		97.1	86.7	112	06/29/2018	

Batch 143457		SampType: MS		Units µg/L						
SampID: 18061924-001DMS										
Analyses	RL	Qual	Result	Spike	SPK Ref Val	%REC	Low Limit	High Limit	Date Analyzed	
Benzene	0.5		45.2	50.00	0	90.4	62.5	121	06/30/2018	
Ethylbenzene	2.0		46.2	50.00	0	92.4	74.4	130	06/30/2018	
Toluene	2.0		43.9	50.00	0	87.8	69.5	118	06/30/2018	
Xylenes, Total	2.0		89.9	100.0	0	89.9	71.1	125	06/30/2018	
Surr: 1,2-Dichloroethane-d4			51.4	50.00		102.9	74.7	129	06/30/2018	
Surr: 4-Bromofluorobenzene			51.7	50.00		103.5	86	119	06/30/2018	
Surr: Dibromofluoromethane			49.8	50.00		99.6	81.7	123	06/30/2018	
Surr: Toluene-d8			49.5	50.00		99.1	84.3	114	06/30/2018	

Client: ERM

Work Order: 18061924

Client Project: Champaign GW 0466251

Report Date: 11-Jul-18

SW-846 5030, 8260B, VOLATILE ORGANIC COMPOUNDS BY GC/MS

Batch 143457		SampType: MSD		Units µg/L				RPD Limit 20		Date Analyzed
SampID: 18061924-001DMSD										
Analyses	RL	Qual	Result	Spike	SPK Ref Val	%REC	RPD Ref Val	%RPD		
Benzene	0.5		44.0	50.00	0	88.0	45.21	2.74	06/30/2018	
Ethylbenzene	2.0		45.1	50.00	0	90.2	46.18	2.37	06/30/2018	
Toluene	2.0		43.4	50.00	0	86.8	43.91	1.15	06/30/2018	
Xylenes, Total	2.0		88.0	100.0	0	88.0	89.87	2.15	06/30/2018	
Surr: 1,2-Dichloroethane-d4			50.7	50.00		101.5			06/30/2018	
Surr: 4-Bromofluorobenzene			52.2	50.00		104.5			06/30/2018	
Surr: Dibromofluoromethane			48.9	50.00		97.8			06/30/2018	
Surr: Toluene-d8			50.0	50.00		99.9			06/30/2018	

Batch 143460		SampType: MBLK		Units µg/L				RPD Limit 40		Date Analyzed
SampID: MBLK-T180629A-3										
Analyses	RL	Qual	Result	Spike	SPK Ref Val	%REC	Low Limit	High Limit		
Benzene	0.5		ND						06/30/2018	
Ethylbenzene	2.0		ND						06/30/2018	
Toluene	2.0		ND						06/30/2018	
Xylenes, Total	2.0		ND						06/30/2018	
Surr: 1,2-Dichloroethane-d4			49.5	50.00		99.0	79.6	118	06/30/2018	
Surr: 4-Bromofluorobenzene			50.6	50.00		101.1	83.9	115	06/30/2018	
Surr: Dibromofluoromethane			48.8	50.00		97.6	84.9	113	06/30/2018	
Surr: Toluene-d8			50.1	50.00		100.2	86.7	112	06/30/2018	

Batch 143460		SampType: LCSD		Units µg/L				RPD Limit 40		Date Analyzed
SampID: LCSD-T180629A-3										
Analyses	RL	Qual	Result	Spike	SPK Ref Val	%REC	RPD Ref Val	%RPD		
Benzene	0.5		46.8	50.00	0	93.6	46.10	1.55	06/30/2018	
Ethylbenzene	2.0		47.7	50.00	0	95.3	46.57	2.31	06/30/2018	
Toluene	2.0		46.5	50.00	0	92.9	45.54	2.02	06/30/2018	
Xylenes, Total	2.0		138	150.0	0	92.1	136.5	1.20	06/30/2018	
Surr: 1,2-Dichloroethane-d4			48.3	50.00		96.6			06/30/2018	
Surr: 4-Bromofluorobenzene			48.7	50.00		97.4			06/30/2018	
Surr: Dibromofluoromethane			51.0	50.00		102.0			06/30/2018	
Surr: Toluene-d8			49.4	50.00		98.9			06/30/2018	

Batch 143460		SampType: LCS		Units µg/L				RPD Limit 40		Date Analyzed
SampID: LCS-T180629A-3										
Analyses	RL	Qual	Result	Spike	SPK Ref Val	%REC	Low Limit	High Limit		
Benzene	0.5		46.1	50.00	0	92.2	77.8	120	06/30/2018	
Ethylbenzene	2.0		46.6	50.00	0	93.1	81.8	117	06/30/2018	
Toluene	2.0		45.5	50.00	0	91.1	82.2	113	06/30/2018	
Xylenes, Total	2.0		136	150.0	0	91.0	82.7	118	06/30/2018	
Surr: 1,2-Dichloroethane-d4			48.6	50.00		97.1	79.6	118	06/30/2018	
Surr: 4-Bromofluorobenzene			49.4	50.00		98.8	83.9	115	06/30/2018	
Surr: Dibromofluoromethane			50.6	50.00		101.2	84.9	113	06/30/2018	
Surr: Toluene-d8			48.6	50.00		97.3	86.7	112	06/30/2018	

Client: ERM

Work Order: 18061924

Client Project: Champaign GW 0466251

Report Date: 11-Jul-18

SW-846 5030, 8260B, VOLATILE ORGANIC COMPOUNDS BY GC/MS

Batch 143521		SampType: MBLK		Units µg/L						
SampID: MBLK-T180703A-1										
Analyses	RL	Qual	Result	Spike	SPK Ref Val	%REC	Low Limit	High Limit	Date Analyzed	
Benzene	0.5		ND						07/03/2018	
Ethylbenzene	2.0		ND						07/03/2018	
Toluene	2.0		ND						07/03/2018	
Xylenes, Total	2.0		ND						07/03/2018	
Surr: 1,2-Dichloroethane-d4			48.8	50.00		97.7	79.6	118	07/03/2018	
Surr: 4-Bromofluorobenzene			51.1	50.00		102.1	83.9	115	07/03/2018	
Surr: Dibromofluoromethane			50.0	50.00		99.9	84.9	113	07/03/2018	
Surr: Toluene-d8			50.1	50.00		100.2	86.7	112	07/03/2018	

Batch 143521		SampType: LCSD		Units µg/L						
SampID: LCSD-T180703A-1										
Analyses	RL	Qual	Result	Spike	SPK Ref Val	%REC	RPD Ref Val	%RPD	Date Analyzed	
Benzene	0.5		47.9	50.00	0	95.8	48.09	0.38	07/03/2018	
Ethylbenzene	2.0		49.2	50.00	0	98.3	49.43	0.55	07/03/2018	
Toluene	2.0		48.6	50.00	0	97.2	47.73	1.79	07/03/2018	
Xylenes, Total	2.0		143	150.0	0	95.6	143.6	0.15	07/03/2018	
Surr: 1,2-Dichloroethane-d4			47.6	50.00		95.3			07/03/2018	
Surr: 4-Bromofluorobenzene			48.0	50.00		96.1			07/03/2018	
Surr: Dibromofluoromethane			51.3	50.00		102.6			07/03/2018	
Surr: Toluene-d8			49.1	50.00		98.2			07/03/2018	

Batch 143521		SampType: LCS		Units µg/L						
SampID: LCS-T180703A-1										
Analyses	RL	Qual	Result	Spike	SPK Ref Val	%REC	Low Limit	High Limit	Date Analyzed	
Benzene	0.5		48.1	50.00	0	96.2	77.8	120	07/03/2018	
Ethylbenzene	2.0		49.4	50.00	0	98.9	81.8	117	07/03/2018	
Toluene	2.0		47.7	50.00	0	95.5	82.2	113	07/03/2018	
Xylenes, Total	2.0		144	150.0	0	95.7	82.7	118	07/03/2018	
Surr: 1,2-Dichloroethane-d4			48.5	50.00		97.0	79.6	118	07/03/2018	
Surr: 4-Bromofluorobenzene			49.0	50.00		97.9	83.9	115	07/03/2018	
Surr: Dibromofluoromethane			51.2	50.00		102.4	84.9	113	07/03/2018	
Surr: Toluene-d8			48.3	50.00		96.6	86.7	112	07/03/2018	



Receiving Check List

<http://www.teklabinc.com/>

Client: ERM

Work Order: 18061924

Client Project: Champaign GW 0466251

Report Date: 11-Jul-18

Carrier: Tim Mathis

Received By: NH

Completed by:

Reviewed by:

On:

28-Jun-18

Nathan Harer

On:

29-Jun-18

Elizabeth A. Hurley

Pages to follow: Chain of custody

Extra pages included

- | | | | | |
|---|---|---|--|----------------------------------|
| Shipping container/cooler in good condition? | Yes <input checked="" type="checkbox"/> | No <input type="checkbox"/> | Not Present <input type="checkbox"/> | Temp °C 2.27 |
| Type of thermal preservation? | None <input type="checkbox"/> | Ice <input checked="" type="checkbox"/> | Blue Ice <input type="checkbox"/> | Dry Ice <input type="checkbox"/> |
| Chain of custody present? | Yes <input checked="" type="checkbox"/> | No <input type="checkbox"/> | | |
| Chain of custody signed when relinquished and received? | Yes <input checked="" type="checkbox"/> | No <input type="checkbox"/> | | |
| Chain of custody agrees with sample labels? | Yes <input checked="" type="checkbox"/> | No <input type="checkbox"/> | | |
| Samples in proper container/bottle? | Yes <input checked="" type="checkbox"/> | No <input type="checkbox"/> | | |
| Sample containers intact? | Yes <input checked="" type="checkbox"/> | No <input type="checkbox"/> | | |
| Sufficient sample volume for indicated test? | Yes <input checked="" type="checkbox"/> | No <input type="checkbox"/> | | |
| All samples received within holding time? | Yes <input checked="" type="checkbox"/> | No <input type="checkbox"/> | | |
| Reported field parameters measured: | Field <input type="checkbox"/> | Lab <input type="checkbox"/> | NA <input checked="" type="checkbox"/> | |
| Container/Temp Blank temperature in compliance? | Yes <input checked="" type="checkbox"/> | No <input type="checkbox"/> | | |

When thermal preservation is required, samples are compliant with a temperature between 0.1°C - 6.0°C, or when samples are received on ice the same day as collected.

- | | | | |
|---|------------------------------|--|---|
| Water – at least one vial per sample has zero headspace? | Yes <input type="checkbox"/> | No <input checked="" type="checkbox"/> | No VOA vials <input type="checkbox"/> |
| Water - TOX containers have zero headspace? | Yes <input type="checkbox"/> | No <input type="checkbox"/> | No TOX containers <input checked="" type="checkbox"/> |
| Water - pH acceptable upon receipt? | Yes <input type="checkbox"/> | No <input checked="" type="checkbox"/> | NA <input type="checkbox"/> |
| NPDES/CWA TCN interferences checked/treated in the field? | Yes <input type="checkbox"/> | No <input type="checkbox"/> | NA <input checked="" type="checkbox"/> |

Any No responses must be detailed below or on the COC.

Additional Nitric Acid was added to EB-01-WQ-20180627 upon arrival at the laboratory. - BSJ/nharer - 6/28/2018 5:44:46 PM

Headspace was present in the UMW-307-WG-20180626 and TB-01-WQ-201806 volatile vials. Tom Stiegemeier was notified of this error via work order summary. - nharer - 6/28/2018 5:47:22 PM

Trip Blank collection date and time will be reported as the received date and time (end of trip). - ehurley - 6/29/2018 8:12:30 AM

CHAIN OF CUSTODY

pg. 1 of 4 Work order # 18061924

TEKLAB, INC. 5445 Horseshoe Lake Road - Collinsville, IL 62234 - Phone: (618) 344-1004 - Fax: (618) 344-1005

Client: ERM
Address: 2 CityPlace Drive, Suite 70
City / State / Zip: St. Louis, MO 63141
Contact: Tom Stiegemeier **Phone:** (314) 682-3980
E-Mail: tom.stiegemeier@erm.com **Fax:**

Samples on: ICE BLUE ICE NO ICE 2.82°C
Preserved in: LAB FIELD **FOR LAB USE ONLY**
Lab Notes: NO added to ES-01-WQ-20180627 HS in UMW-207-WG-20180626
TD-01-WQ-20180627

Are these samples known to be involved in litigation? If yes, a surcharge will apply Yes No
 Are these samples known to be hazardous? Yes No
 Are there any required reporting limits to be met on the requested analysis?. If yes, please provide limits in the comment section. Yes No

Client Comments: Class 1 Groundwater RO's
DUP-001, DUP-002 & DUP-003 dates per containers.
Duplicate date/time per container SEP 6/28/18
ERM Lab/111

Project Name/Number: Champaign GW 0466251
Sample Collector's Name: G. Moore

Results Requested: Standard 1-2 Day (100% Surcharge)
 Other 3 Day (50% Surcharge)
Billing Instructions: ERM
and Type of Containers:

Lab Use Only	Sample Identification	Date/Time Sampled	# and Type of Containers				Groundwater	INDICATE ANALYSIS REQUESTED			
			UNP	NaOH	HCl	HNO3		BTEX 8260	PAH 8270 SIM	Total Cyanide 9012A	Total PCBs/Metals
<u>18061924-001</u>	UMW-102-WG-20180626	<u>6/26/18 1330</u>	<u>3</u>	<u>2</u>	<u>2</u>	<u>3</u>	X	X	X	X	* MS/MSD
<u>002</u>	UMW-105-WG-20180627	<u>6/27/18 1455</u>	1	1	2	1	X	X	X	X	
<u>003</u>	UMW-106R-WG-20180625	<u>6/25/18 1750</u>	1	1	2	1	X	X	X	X	
<u>004</u>	UMW-107R-WG-20180627	<u>6/27/18 1500</u>	1	1	2	1	X	X	X	X	
<u>005</u>	UMW-108-WG-20180626	<u>6/26/18 850</u>	1	1	2	1	X	X	X	X	
<u>006</u>	UMW-109-WG-20180626	<u>6/26/18 1010</u>	1	1	2	1	X	X	X	X	
<u>007</u>	UMW-111A-WG-20180626	<u>6/26/18 1155</u>	1	1	2	1	X	X	X	X	
<u>008</u>	UMW-116-WG-20180625	<u>6/25/18 1615</u>	1	1	2	1	X	X	X	X	
<u>009</u>	UMW-117-WG-20180625	<u>6/25/18 1600</u>	1	1	2	1	X	X	X	X	
<u>010</u>	UMW-118-WG-20180626	<u>6/26/18 840</u>	1	1	2	1	X	X	X	X	

Relinquished By: [Signature] (ERM) **Date/Time:** 6/28/18; 1400
6/28/18 +550 1450
1117

Received By: [Signature] **Date/Time:** 6/28/18 1400
6/28/18 1450

The individual signing this agreement on behalf of the client, acknowledges that he/she has read and understands the terms and conditions of this agreement, and that he/she has the authority to sign on behalf of the client. See www.teklabinc.com for terms and conditions.

BottleOrder: 44613
6/28/18 mo



CHAIN OF CUSTODY

pg. 2 of 4 Work order # 18061924

TEKLAB, INC. 5445 Horseshoe Lake Road - Collinsville, IL 62234 - Phone: (618) 344-1004 - Fax: (618) 344-1005

Client: ERM
Address: 2 CityPlace Drive, Suite 70
City / State / Zip: St. Louis, MO 63141
Contact: Tom Stiegemeier **Phone:** (314) 682-3980
E-Mail: tom.stiegemeier@erm.com **Fax:**

Samples on: ICE BLUE ICE NO ICE and 20c
Preserved in: LAB FIELD **FOR LAB USE ONLY**
Lab Notes:

Are these samples known to be involved in litigation? If yes, a surcharge will apply Yes No
 Are these samples known to be hazardous? Yes No
 Are there any required reporting limits to be met on the requested analysis?. If yes, please provide limits in the comment section. Yes No

Client Comments CLASS 1 GROUNDWATER RO's

Project Name/Number: Champaign GW 0466251
Sample Collector's Name: G. Moore

Results Requested: Standard 1-2 Day (100% Surcharge)
 Other 3 Day (50% Surcharge)
Billing Instructions: ERM
and Type of Containers:

Lab Use Only	Sample Identification	Date/Time Sampled	UNP	NaOH	HCl	ALOS				
<u>18061924-011</u>	UMW-119-WG-20180626	6/24/18 1010	<u>1</u>	<u>1</u>	<u>2</u>	<u>3</u>				
<u>012</u>	UMW-120-WG-20180626	6/26/18 1340	1	1	2	1				
<u>013</u>	UMW-121-WG-20180627	6/27/18 1345	1	1	2	1				
<u>014</u>	UMW-122-WG-20180626	6/26/18 1615	1	1	2	1				
<u>015</u>	UMW-123-WG-20180626	6/26/18 1730	1	1	2	1				
<u>016</u>	UMW-124-WG-20180625	6/25/18 1420	1	1	2	1				
<u>017</u>	UMW-125-WG-20180627	6/27/18 810	1	1	2	1				
<u>018</u>	UMW-126-WG-20180627	6/27/18 1120	1	1	2	1				
<u>019</u>	UMW-127-WG-20180627	6/27/18 930	1	1	2	1				
<u>020</u>	UMW-300-WG-20180626	6/26/18 1215	1	1	2	1				

Groundwater	INDICATE ANALYSIS REQUESTED									
	BTEX 8260	PAH 8270 SIM	Total Cyanide 9012A	Other PCE Methods						
X	X	X	X	X						
X	X	X	X	X						*ms/msp sample
X	X	X	X	X						
X	X	X	X	X						
X	X	X	X	X						
X	X	X	X	X						
X	X	X	X	X						
X	X	X	X	X						

Relinquished By: [Signature] (ERM)
Date/Time: 6/28/18, 1400
6-28-18 1430

Received By: [Signature]
Date/Time: 6-28-18 1400
6/28/18 1450

CHAIN OF CUSTODY

pg. 3 of 4 Work order # 18061924

TEKLAB, INC. 5445 Horseshoe Lake Road - Collinsville, IL 62234 - Phone: (618) 344-1004 - Fax: (618) 344-1005

Client: ERM
Address: 2 CityPlace Drive, Suite 70
City / State / Zip: St. Louis, MO 63141
Contact: Tom Stiegemeier **Phone:** (314) 682-3980
E-Mail: tom.stiegemeier@erm.com **Fax:** _____

Samples on: ICE BLUE ICE NO ICE 1.12°C
Preserved in: LAB FIELD **FOR LAB USE ONLY**
Lab Notes: _____

Are these samples known to be involved in litigation? If yes, a surcharge will apply Yes No
 Are these samples known to be hazardous? Yes No
 Are there any required reporting limits to be met on the requested analysis?. If yes, please provide limits in the comment section. Yes No

Client Comments CLASS 1 GW RO'S

Project Name/Number Champaign GW 0446251 **Sample Collector's Name** G. MOORE

Results Requested
 Standard 1-2 Day (100% Surcharge)
 Other _____ 3 Day (50% Surcharge)
Billing Instructions ERM **# and Type of Containers**

Lab Use Only	Sample Identification	Date/Time Sampled	UNP	NaOH	HCl	ANOS
<u>021</u>	<u>UMW-301R-WG-20180627</u>	<u>6/27/18 925</u>	<u>1</u>	<u>1</u>	<u>2</u>	<u>1</u>
<u>022</u>	<u>UMW-302-WG-20180627</u>	<u>6/27/18 1350</u>	<u>1</u>	<u>1</u>	<u>2</u>	<u>1</u>
<u>023</u>	<u>UMW-303-WG-20180625</u>	<u>6/25/18 1755</u>	<u>1</u>	<u>1</u>	<u>2</u>	<u>1</u>
<u>024</u>	<u>UMW-304R-WG-20180627</u>	<u>6/27/18 820</u>	<u>1</u>	<u>1</u>	<u>2</u>	<u>1</u>
<u>025</u>	<u>UMW-305-WG-20180626</u>	<u>6/26/18 1500</u>	<u>1</u>	<u>1</u>	<u>2</u>	<u>1</u>
<u>026</u>	<u>UMW-306-WG-20180626</u>	<u>6/26/18 1615</u>	<u>1</u>	<u>1</u>	<u>2</u>	<u>1</u>
<u>027</u>	<u>UMW-307-WG-20180626</u>	<u>6/26/18 1505</u>	<u>1</u>	<u>1</u>	<u>2</u>	<u>1</u>
<u>028</u>	<u>UMW-308-WG-20180627</u>	<u>6/27/18 1120</u>	<u>1</u>	<u>1</u>	<u>2</u>	<u>1</u>
<u>029</u>	<u>DUP 001-WG-20180626</u>	<u>6/26/18</u>	<u>1</u>	<u>1</u>	<u>2</u>	<u>1</u>
<u>030</u>	<u>DUP 002-WG-20180627</u>	<u>6/27/18</u>	<u>1</u>	<u>1</u>	<u>2</u>	<u>1</u>

Groundwater	INDICATE ANALYSIS REQUESTED			
	BTEX 8260	PAH 8270 SIM	Total Cyanide 9012A	Total PCBs 8260
X	X	X	X	X
X	X	X	X	X
X	X	X	X	X
X	X	X	X	X
X	X	X	X	X
X	X	X	X	X
X	X	X	X	X
X	X	X	X	X
X	X	X	X	X
X	X	X	X	X

Relinquished By: G. Moore (ERM) **Date/Time:** 6/28/18 1400
6-28-18 1550/1650
TWR

Received By: [Signature] **Date/Time:** 6-28-18 1400
6/28/18 1150

The individual signing this agreement on behalf of the client, acknowledges that he/she has read and understands the terms and conditions of this agreement, and that he/she has the authority to sign on behalf of the client. See www.teklabinc.com for terms and conditions.

BottleOrder: 44613



CHAIN OF CUSTODY

pg. 4 of 4 Work order # 18061924

TEKLAB, INC. 5445 Horseshoe Lake Road - Collinsville, IL 62234 - Phone: (618) 344-1004 - Fax: (618) 344-1005

Client: ERM
Address: 2 CityPlace Drive, Suite 70
City / State / Zip: St. Louis, MO 63141
Contact: Tom Stiegemeier **Phone:** (314) 682-3980
E-Mail: tom.stiegemeier@erm.com **Fax:**

Samples on: ICE BLUE ICE NO ICE 0.82 °C
Preserved in: LAB FIELD **FOR LAB USE ONLY**
Lab Notes:

Are these samples known to be involved in litigation? If yes, a surcharge will apply Yes No
 Are these samples known to be hazardous? Yes No
 Are there any required reporting limits to be met on the requested analysis?. If yes, please provide limits in the comment section. Yes No

Client Comments CLASS 1 Groundwater PO'S
* ADD PRESERVATIVE to metals sample

Project Name/Number Champaign GW 0466251
Sample Collector's Name G. Moore

Results Requested
 Standard 1-2 Day (100% Surcharge)
 Other 3 Day (50% Surcharge)
Billing Instructions ERM
and Type of Containers

Lab Use Only	Sample Identification	Date/Time Sampled	UNP	NaOH	HCl	LN03
<u>031</u>	DUP 003-WG-201806 27	<u>6/27/18</u>	1	1	2	
<u>032</u>	EB-01-WQ-201806 27	<u>6/27/18 930</u>	1	1	2	*
<u>033</u>	TB-01-WQ-201806				2	
	MS/MSD 1		2	1	4	
	MS/MSD 2		2	1	4	
	EXTRA SET		1	1	2	

MATRIX	INDICATE ANALYSIS REQUESTED									
	BTEX 8260	PAH 8270 SIM	Total Cyanide 9012A	Total PCBs/Metals						
Groundwater	X	X	X	X						
	X	X	X	X						
	X									
	X	X	X							
	X	X	X							
	X	X	X							

MSMSD sample included with primary sample
(TTS)

Relinquished By G. Moore (ERM)
Date/Time 6/28/18, 1400
6-28-18 1450

Received By [Signature]
Date/Time 6-28-18 1400
6/28/18 1450