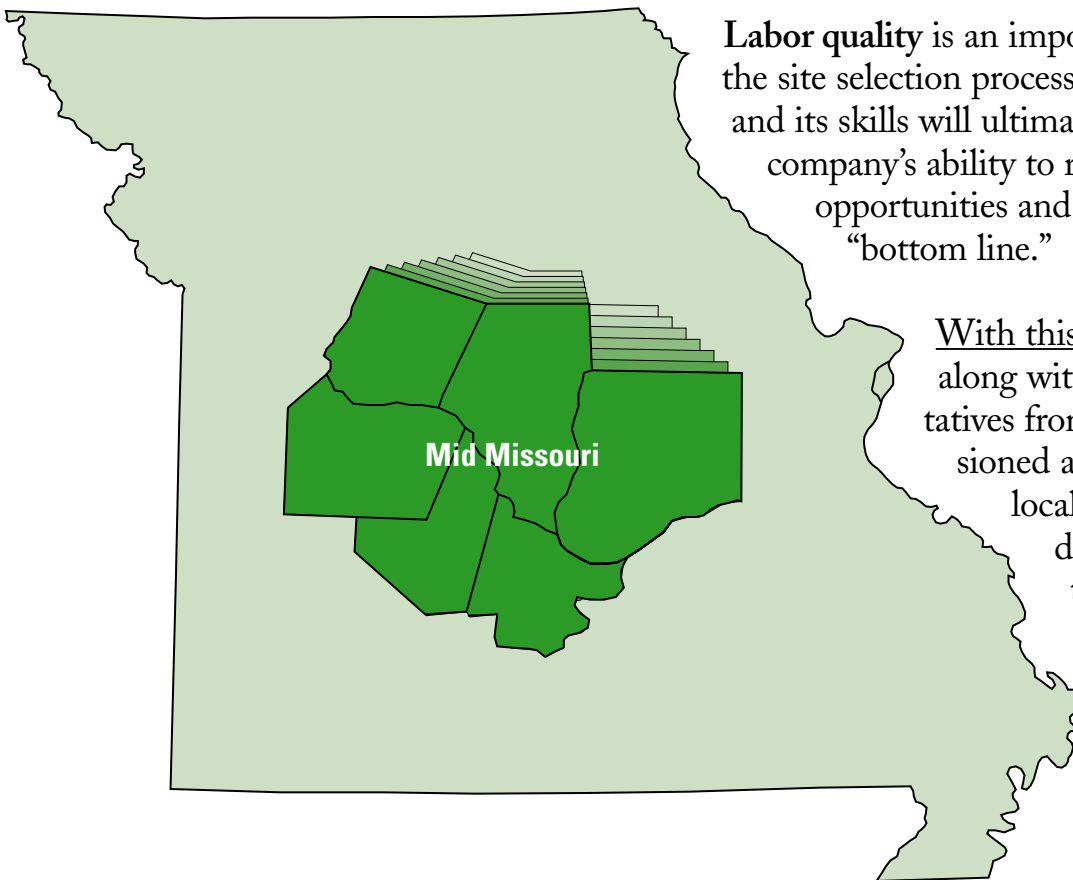


Quality Workforce

Mid Missouri Has It and Can Prove It!



Labor quality is an important consideration in the site selection process. An area's workforce and its skills will ultimately determine your company's ability to respond to competitive opportunities and contribute to the "bottom line."

With this in mind, AmerenUE, along with development representatives from the county, commissioned an independent survey of local business managers to determine the labor quality of Mid Missouri. Some of the results of this survey are contained in this brochure.

FOR A COMPLETE COPY OF THE SURVEY RESULTS . . .

Contact: **The Economic Development Team**

P .O. Box 66149, MC 350

St. Louis, MO 63166-6149

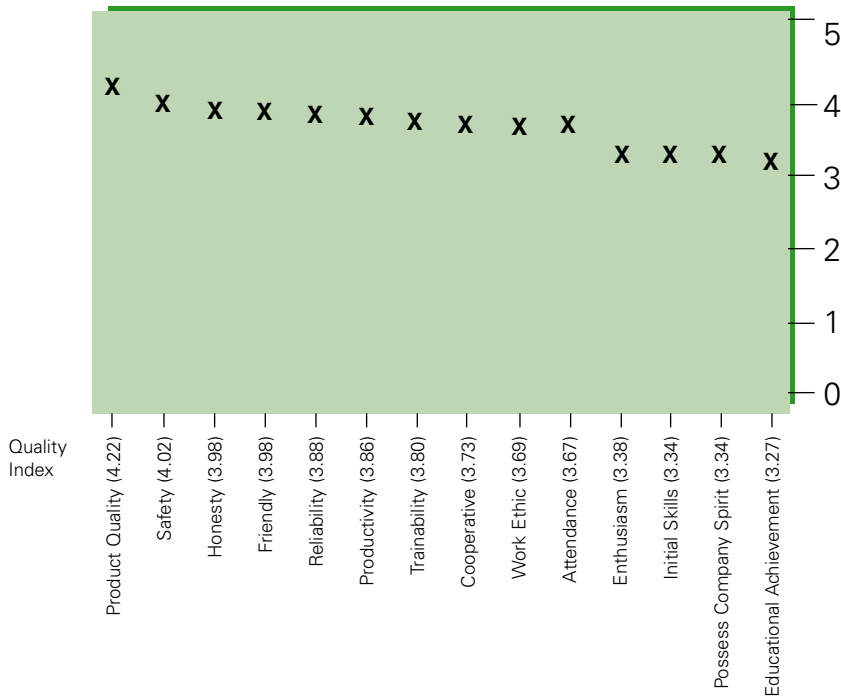
Toll-Free: 800-981-9409

<http://www.ameren.com/ed>



LABOR QUALITY CHARACTERISTICS

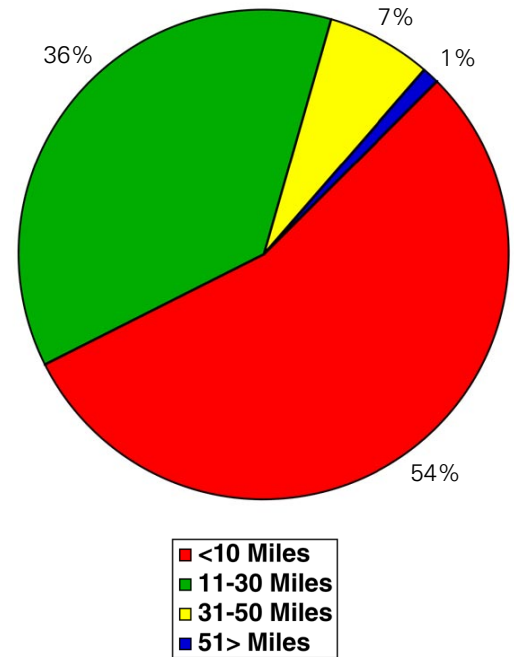
(scale 0-5: 5 is excellent)



Key Points:

Product quality, safety and honesty are strong characteristics of the manufacturing workforce.

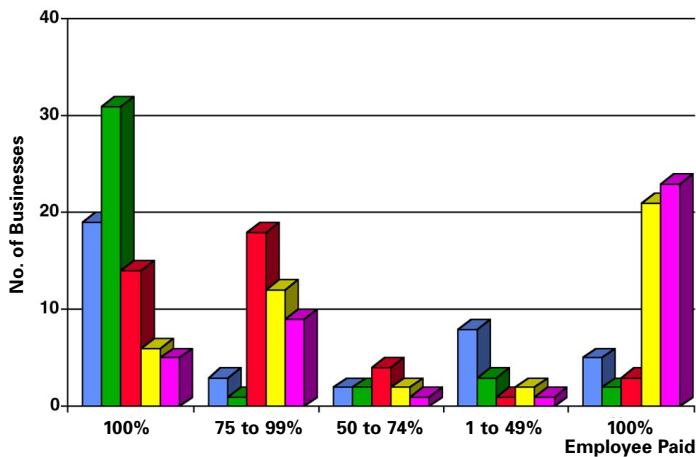
COMMUTING DISTANCES



Key Points:

A large percentage of the workforce commutes throughout the Mid Missouri Region.

EMPLOYER BENEFIT PLANS



Key Points:

- 95% of those surveyed provide health insurance
- 76% of employers provide some form of pension
- Average number of holidays is 9.2
- The estimated average dollar contribution for benefits as a percentage of wages is 29.1 percent.



AVERAGE HOURLY WAGE BY TITLE

| | Mid Missouri | State of Missouri | National |
|-------------------------|--------------|-------------------|----------|
| 1. Overall wages | \$13.84 | \$21.73 | \$16.35 |
| 2. Office Manager | \$22.20 | \$22.50 | \$26.67 |
| 3. Plant Manager | \$28.75 | \$30.10 | \$32.84 |
| 4. Sales Manager | \$27.92 | \$35.26 | \$37.02 |
| 5. Engineer-Electric | \$28.35 | \$29.68 | \$32.99 |
| 6. Engineer-Mech. | \$25.15 | \$28.57 | \$30.54 |
| 7. Computer Prog. | \$23.72 | \$28.49 | \$30.23 |
| 8. Data Entry Oper. | \$9.21 | \$10.11 | \$10.93 |
| 9. Receptionist | \$9.31 | \$9.59 | \$10.31 |
| 10. Assembly Worker | \$11.50 | \$11.65 | \$13.38 |
| 11. Production Worker | \$12.54 | \$13.37 | \$13.48 |
| 12. Machinist | \$14.63 | \$15.26 | \$15.81 |
| 13. Warehouse Worker | \$9.17 | \$10.61 | \$10.18 |
| 14. Janitors & Cleaners | \$8.15 | \$8.89 | \$9.52 |

Source: Missouri Department of Economic Development and Bureau of Labor Statistics

Key Points:

Mid Missouri Workforce is wage competitive with the State of Missouri and the country.