



2018 Annual Groundwater Monitoring and Corrective Action Report

LCPA Surface Impoundment, Labadie Energy Center, Franklin County, Missouri, USA

Submitted to:

Ameren Missouri

1901 Chouteau Avenue
St. Louis, Missouri 63103

Submitted by:

Golder Associates Inc.

13515 Barrett Parkway Drive, Suite 260, Ballwin, Missouri, USA 63021 +1 314 984-8800

Project No. 153-1406

January 31, 2019

Distribution List:

1 Electronic Copy - Ameren Missouri

1 Electronic Copy - Golder Associates




Table of Contents

1.0 INTRODUCTION 1

2.0 INSTALLATION OR DECOMMISSIONING OF MONITORING WELLS 1

3.0 GROUNDWATER SAMPLING RESULTS AND DISCUSSION 1

 3.1 Detection Monitoring Program 1

 3.2 Assessment Monitoring Program 2

 3.2.1 Nature and Extent Evaluation 2

 3.3 Assessment of Corrective Measures 2

 3.4 Groundwater Elevation, Flow Rate and Direction 2

4.0 STATUS OF THE GROUNDWATER MONITORING PROGRAM 3

 4.1 Sampling Issues 3

5.0 ACTIVITIES PLANNED FOR 2019 3

TABLES

- Table 1** - Summary of Well Construction Details
- Table 2** - Summary of Groundwater Sampling Dates
- Table 3** - November 2017 Detection Monitoring Results
- Table 4** - May 2018 Detection Monitoring Results
- Table 5** - November 2018 Detection Monitoring Results
- Table 6** - April 2018 Assessment Monitoring Results
- Table 7** - May 2018 Assessment Monitoring Results
- Table 8** - November 2018 Assessment Monitoring Results

FIGURES

- Figure 1** - Site Location Aerial Map and Monitoring Well Locations

APPENDICES

APPENDIX A

Well Construction Diagrams

APPENDIX B

Laboratory Analytical Data

APPENDIX C

Assessment Monitoring Statistical Evaluation

APPENDIX D

Potentiometric Surface Maps

1.0 INTRODUCTION

This annual report was developed to meet the requirements of United States Environmental Protection Agency (USEPA) 40 CFR Part 257 "Hazardous and Solid Waste Management System; Disposal of Coal Combustion Residuals From Electric Utilities; Final Rule" (the CCR Rule). The CCR Rule requires owners or operators of existing CCR units to produce an Annual Groundwater Monitoring and Corrective Action Report (Annual Report) each year (§§ 257.90(e)). Ameren Missouri (Ameren) has determined that the LCPA Surface Impoundment at the Labadie Energy Center (LEC) is subject to the requirements of the CCR Rule. This Annual Report for the LCPA describes CCR Rule groundwater monitoring activities from January 1, 2018 through December 31, 2018.

2.0 INSTALLATION OR DECOMMISSIONING OF MONITORING WELLS

In accordance with the CCR Rule, a groundwater monitoring system has been installed to monitor the LCPA. The groundwater monitoring system consists of eleven (11) monitoring wells screened in the uppermost aquifer and is displayed in **Figure 1**.

On July 11, 2018, UMW-3D was hit by a bulldozer and sustained damage to the protective cover and the PVC riser pipe. The monitoring well was unable to be repaired and had to be replaced. On October 25, 2018, UMW-3D was abandoned and replaced with UMW-3D(R). A summary of the construction details of the replacement well is provided in **Table 1** and **Appendix A**. Information on the other monitoring wells in the LCPA well network is provided in the 2017 Annual Groundwater Monitoring Report for the LCPA.

Additionally, a nature and extent investigation was initiated in 2018 and five (5) triple-nested piezometers and two (2) monitoring wells were installed. A summary of the construction details of these new piezometers, wells, and the LCPA well network is provided in **Table 1** and **Appendix A**. A map displaying the locations of these piezometers and wells is provided in **Figure 1**.

3.0 GROUNDWATER SAMPLING RESULTS AND DISCUSSION

The following sections review the sampling events completed for the LCPA CCR Unit in 2018. **Table 2** provides a summary including the date of sample collection and the monitoring program.

3.1 Detection Monitoring Program

The first Detection Monitoring event was completed November 7-8, 2017. Verification sampling and the statistical analysis to evaluate for Statistically Significant Increases (SSI) for the November 2017 event were not completed until 2018 and are included in this report. Detections of Appendix III analytes triggered a verification sampling event, which was completed on January 4-5, 2018 and verified SSIs. A table summarizing the results of the statistical analysis of the November 2017 Detection Monitoring event is provided in **Table 3** and laboratory analytical data are provided in **Appendix B**. The results of this analysis indicated SSIs and a notification of the establishment of an Assessment Monitoring Program was placed in the operating record and on the publicly available website.

A Detection Monitoring event was completed May 21-22, 2018, and testing was completed for all Appendix III analytes. Statistical analysis of these data determined that there were SSIs. A table summarizing the results of the statistical analysis of the May 2018 Detection Monitoring event is provided in **Table 4** and laboratory analytical data are provided in **Appendix B**.

A Detection Monitoring event was completed November 7-9, 2018 and testing was performed for all Appendix III analytes. Statistical analyses to evaluate for SSIs in the November 2018 data were not completed in 2018.

Results of the statistical evaluation for the November 2018 data will be included in the 2019 annual report. A table summarizing the results of the November 2018 Detection Monitoring event is provided in **Table 5** and laboratory analytical data are provided in **Appendix B**.

3.2 Assessment Monitoring Program

After the determination of a verified SSI, an Assessment Monitoring Program was established for the LCPA. The April 2018 Assessment Monitoring event was completed April 9-10, 2018 and testing was completed for all Appendix IV parameters. A summary of the results is provided in **Table 6** and laboratory analytical data are provided in **Appendix B**. Based on the results from the initial analysis, the May 2018 Assessment Monitoring event was completed to analyze the Appendix IV constituents detected in groundwater during the initial assessment monitoring sampling event. This sampling was completed on May 21-22, 2018. A summary of the results is provided in **Table 7** and laboratory analytical data are provided in **Appendix B**.

Using the data collected in these two sampling events along with data collected during baseline sampling, a statistical analysis was completed to identify parameters at a Statistically Significant Level (SSL) over the LCPA Groundwater Protection Standards (GWPS). The results from this analysis and a table that displays the site-specific GWPS are provided in **Appendix C**. Results from this evaluation indicated SSLs and a notification of the detection of the SSLs above LCPA GWPS was placed in the operating record and on the publicly available website. A summary of SSLs and their well locations are as follows:

- Molybdenum at UMW-3D, UMW-4D, UMW-5D, UMW-6D and UMW-7D

On November 7-9, 2018, the November 2018 Assessment Monitoring event was completed. This sampling event analyzed the Appendix IV constituents detected in groundwater during the initial assessment monitoring sampling event (the same parameters as the May 2018 sampling event). A summary of the results is provided in **Table 8**, however, statistical analyses to evaluate for SSLs over GWPS were not completed in 2018. Results of the statistical evaluation will be included in the 2019 annual report.

3.2.1 Nature and Extent Evaluation

As required by the CCR Rule, after an SSL is determined to be above site GWPS, an investigation into the nature and extent of impacts that may affect the corrective measures selection must be initiated. This investigation began in 2018, however, data validation, evaluation, and statistical analysis of this data were not completed in 2018. A characterization of the nature and extent of the groundwater impacts and evaluation of site conditions that may affect the assessment of corrective measures or corrective measures selection is underway. Nature and extent data and results will be provided in 2019.

3.3 Assessment of Corrective Measures

Since an SSL was determined above the LCPA GWPS, a notification that an Assessment of Corrective Measures has been initiated was posted to the operating record and to the publicly available website. An Assessment of Corrective Measures will be completed in 2019 and will be posted as required by the CCR Rule.

3.4 Groundwater Elevation, Flow Rate and Direction

To meet the requirements of §257.93(c), water level measurements were taken at all monitoring wells prior to the start of groundwater purging and sampling. Static water levels were measured within a 24-hour period in each monitoring well using an electronic water level indicator.

Groundwater elevations were used to generate potentiometric surface maps included in **Appendix D**. As shown on the potentiometric surface maps, groundwater flow direction within the uppermost aquifer is dynamic and influenced by seasonal changes in water level of the adjacent Missouri River. Water flows into and out of the alluvial aquifer as a result of fluctuating river water levels that produce “bank recharge” and “bank discharge” conditions. Overall, based on the potentiometric surface maps, a general flow direction from the south (bluffs area) to the north (Missouri River) is observed under normal river conditions. However, during periods of high river levels, groundwater flow can temporarily reverse. During these times of high river stage and temporary flow direction changes, horizontal groundwater gradients generally decrease, and little net movement of groundwater occurs.

Groundwater flow direction and gradient were estimated for the downgradient CCR monitoring wells using the USEPA’s On-line Tool for Site Assessment Calculation for Hydraulic Gradient (Magnitude and Direction) (USEPA, 2016). Results from this assessment indicate that while groundwater flow direction is variable, the overall net groundwater flow at the LCPA is from the bluffs toward the river. Horizontal gradients calculated by the program range from 0.0003 to 0.0006 feet/foot with an estimated net annual groundwater velocity of approximately 19 feet per year.

4.0 STATUS OF THE GROUNDWATER MONITORING PROGRAM

As required by the CCR Rule, in 2018 Ameren posted a notification of Assessment Monitoring and notification of constituents exceeding CCR Groundwater Protection Standards for the LCPA. Currently, the LCPA CCR Unit is in Assessment Monitoring and has begun an Assessment of Corrective Measures. Detection and Assessment Monitoring will continue as required by the CCR Rule.

4.1 Sampling Issues

Some sampling issues were encountered during the sampling events in 2018. While taking a water level measurement at L-BMW-2D, the approximately top 2 ft of riser pipe became unthreaded from the rest of the riser pipe. Filter sand that had been placed around the top of the riser pipe inside the protective cover fell into the well. The riser pipe was repaired and on August 31, 2018, L-BMW-2D was re-developed to remove the filter sand from the well.

Additionally, as discussed above, UMW-3D was abandoned and replaced by UMW-3D(R).

5.0 ACTIVITIES PLANNED FOR 2019

Detection and Assessment Monitoring is scheduled to continue on a semi-annual basis in the second and fourth quarters of 2019. Statistical analysis of the November 2018 Detection and Assessment Monitoring data will be completed in 2019 and included in the 2019 Annual Report.

As required by the Assessment Monitoring Program, a characterization of the nature and extent of impacts began in 2018 and will continue in 2019. Additionally, an Assessment of Corrective Measures will be performed in 2019. After this assessment is completed and as soon as feasible, a corrective measure will be selected. A semiannual report describing the progress in selecting and designing the corrective measures will be completed and posted to the website as required by the CCR Rule.

Tables

Table 1
Summary of Well Construction Details
LCPA Surface Impoundment
Labadie Energy Center, Franklin County, MO

Monitoring Well ID	Installation Date	Location ⁴		Top of Casing Elevation	Ground Surface Elevation	Top of Screen Elevation	Base of Well	Total Depth
		Northing ¹	Easting ¹	(FT MSL) ²	(FT MSL) ²	(FT MSL) ²	(FT MSL) ²	(FT BGS) ³
CCR RULE MONITORING WELLS								
UMW-1D	11/19/2015	988822.5	723129.4	489.72	487.8	407.6	397.4	90.4
UMW-2D	11/21/2015	990437.2	722248.6	484.81	482.7	412.7	402.5	80.3
UMW-3D	11/22/2015	991830.7	723558.8	490.62	488.8	408.3	398.1	90.6
UMW-3D (R)	10/25/2018	991823.5	723545.1	491.13	488.9	409.4	399.2	89.7
UMW-4D	11/24/2015	992512.3	724538.1	494.95	493.2	407.9	397.7	95.5
UMW-5D	11/23/2015	992027.2	725067.9	496.76	494.9	408.2	398.0	96.9
UMW-6D	11/22/2015	991382.8	725540.9	496.19	494.5	410.4	400.2	94.3
UMW-7D	11/20/2015	990722.8	726032.4	469.79	468.0	412.6	402.4	65.6
UMW-8D	11/19/2015	989892.7	725179.5	469.47	467.5	407.0	396.8	70.6
UMW-9D	11/19/2015	989220.0	724447.8	470.61	468.8	408.9	398.7	70.1
BMW-1D	2/1/2016	988310.6	715138.4	473.54	471.2	410.5	400.3	70.9
BMW-2D	2/2/2016	987204.3	715104.2	474.39	472.4	413.0	402.8	69.6
NATURE AND EXTENT MONITORING WELLS								
UMW-10S (AM-1S)	5/31/2018	995288.1	723817.1	483.00	480.2	454.8	444.6	35.6
UMW-10D (AM-1D)	5/31/2018	995298.6	723827.3	482.78	480.0	409.8	399.6	80.4
TP-1S	6/3/2018	997122.3	734100.3	469.08	465.8	446.1	441.0	24.8
TP-1M	6/3/2018	997122.3	734100.3	469.08	465.8	410.8	405.7	60.1
TP-1D	6/3/2018	997122.3	734100.3	469.09	465.8	380.1	375.0	90.8
TP-2S	6/2/2018	993865.6	722603.7	471.24	468.2	446.9	441.8	26.4
TP-2M	6/2/2018	993865.6	722603.7	471.22	468.2	412.9	407.8	60.4
TP-2D	6/2/2018	993865.6	722603.7	471.22	468.2	374.6	369.5	98.7
TP-3S	6/17/2018	996343.6	725783.7	475.60	472.6	452.4	447.3	25.3
TP-3M	6/17/2018	996343.6	725783.7	475.64	472.6	417.8	412.7	59.9
TP-3D	6/17/2018	996343.6	725783.7	475.63	472.6	382.5	377.4	95.2
TP-4S	6/13/2018	999139.8	728578.3	472.07	469.1	444.3	439.2	29.9
TP-4M	6/13/2018	999139.8	728578.3	472.07	469.1	414.0	408.9	60.2
TP-4D	6/13/2018	999139.8	728578.3	472.08	469.1	379.0	373.9	95.2
TP-5S	6/12/2018	999955.0	731876.6	470.39	467.4	447.0	441.9	25.5
TP-5M	6/12/2018	999955.0	731876.6	470.39	467.4	412.6	407.5	59.9
TP-5D	6/12/2018	999955.0	731876.6	470.37	467.4	377.0	371.9	95.5

Notes:

- 1) Horizontal Datum: State Plane Coordinates NAD83 (2000) Missouri East Zone feet.
- 2) FT MSL- Feet above mean sea level.
- 3) FT BGS - Feet below ground surface.
- 4) Vertical Datum: NAVD88 feet.

Prepared by: EMS
Checked by: JAP
Reviewed by: MNH

Table 2
Summary of Groundwater Sampling Dates
LCPA Surface Impoundment
Labadie Energy Center, Franklin County, MO

Groundwater Monitoring Wells	Date of Sample Collection					
	January 2018 - Verification Sampling	April 2018 - Assessment Monitoring Sampling	May 2018 - Assessment/ Detection Monitoring Sampling	July 2018 - Verification Sampling	November 2018 - Nature and Extent Sampling	November 2018 - Assessment/ Detection Monitoring Sampling
BMW-1D	-	4/9/2018	5/21/2018	-		11/7/2018
BMW-2D	-	4/9/2018	5/21/2018	-		11/7/2018
UMW-1D	1/5/2018	4/9/2018	5/21/2018	-		11/7/2018
UMW-2D	1/4/2018	4/10/2018	5/21/2018	-		11/7/2018
UMW-3D	1/5/2018	4/10/2018	5/22/2018	-		11/8/2018
UMW-4D	1/5/2018	4/9/2018	5/22/2018	7/2/2018		11/9/2018
UMW-5D	1/5/2018	4/9/2018	5/22/2018	-		11/8/2018
UMW-6D	1/5/2018	4/9/2018	5/22/2018	-		11/9/2018
UMW-7D	1/4/2018	4/9/2018	5/22/2018	-		11/7/2018
UMW-8D	1/4/2018	4/9/2018	5/22/2018	-		11/7/2018
UMW-9D	1/4/2018	4/9/2018	5/21/2018	-		11/7/2018
UMW-10D	-	-	-	-	11/9/2018	-
UMW-10S	-	-	-	-	11/9/2018	-
L-TP-1D	-	-	-	-	11/8/2018	-
L-TP-1M	-	-	-	-	11/8/2018	-
L-TP-1S	-	-	-	-	11/8/2018	-
L-TP-2D	-	-	-	-	11/9/2018	-
L-TP-2M	-	-	-	-	11/9/2018	-
L-TP-2S	-	-	-	-	11/9/2018	-
L-TP-3D	-	-	-	-	11/8/2018	-
L-TP-3M	-	-	-	-	11/8/2018	-
L-TP-3S	-	-	-	-	11/8/2018	-
L-TP-4D	-	-	-	-	11/8/2018	-
L-TP-4M	-	-	-	-	11/8/2018	-
L-TP-4S	-	-	-	-	11/8/2018	-
L-TP-5D	-	-	-	-	11/8/2018	-
L-TP-5M	-	-	-	-	11/8/2018	-
L-TP-5S	-	-	-	-	11/8/2018	-
Detection or Assessment Monitoring	Detection	Assessment	Assessment/ Detection	Detection	Assessment	Assessment/ Detection

Notes:

- 1.) Verification Sampling Events tested for Appendix III Parameters with initial exceedances that have not already been verified.
- 2.) Detection Monitoring Events tested for Appendix III Parameters.
- 3.) Assessment Monitoring Events sampled for Appendix IV Parameters.
- 4.) "-" No sample collected.
- 5.) NA - Not applicable.

Table 3
November 2017 Detection Monitoring Results
LCPA Surface Impoundment
Labadie Energy Center, Franklin County, MO

ANALYTE	UNITS	PREDICTION LIMITS	BACKGROUND		GROUNDWATER MONITORING WELLS								
			BMW-1D	BMW-2D	UMW-1D	UMW-2D	UMW-3D	UMW-4D	UMW-5D	UMW-6D	UMW-7D	UMW-8D	UMW-9D
November 2017 Detection Monitoring Event													
DATE	NA	NA	11/7/2017	11/7/2017	11/8/2017	11/8/2017	11/8/2017	11/7/2017	11/7/2017	11/7/2017	11/8/2017	11/8/2017	11/8/2017
pH	SU	6.634-7.617	7.15	7.25	7.06	7.52	7.93	7.33	9.21	7.99	7.13	7.05	6.96
BORON, TOTAL	µg/L	DQR	106	91.8 J	567	1,990	9,850	4,020	5,920	15,700	6,360	375	126
CALCIUM, TOTAL	µg/L	156,193	135,000	134,000	135,000	101,000	127,000	47,400	68,300	95,500	180,000	132,000	119,000
CHLORIDE, TOTAL	mg/L	18.1	8.7	18.5	10.9	18.7	14.1	19.7	18.8	21.8	13.0	9.0	19.6
FLUORIDE, TOTAL	mg/L	0.29	0.22	0.26	0.24	0.36	0.19 J	0.39	0.14 J	0.16 J	0.32	0.21	0.20
SULFATE, TOTAL	mg/L	67.9	35.0	35.8	7.4	241	422	312	236	467	313	3.5	ND
TOTAL DISSOLVED SOLIDS	mg/L	579	475	454	456	583	596	536	404	645	825	444	462
January 2018 Verification Sampling													
DATE	NA	NA			1/5/2018	1/4/2018	1/5/2018	1/5/2018	1/5/2018	1/5/2018	1/4/2018	1/4/2018	1/4/2018
pH	SU	6.634-7.617					7.59		8.99	7.98			
BORON, TOTAL	µg/L	DQR			646	2,310	8,960	2,830	5,410	15,700	7,160	535	111
CALCIUM, TOTAL	µg/L	156,193									190,000		
CHLORIDE, TOTAL	mg/L	18.1				55.6		19.3	19.8	21.7			19.9
FLUORIDE, TOTAL	mg/L	0.29				0.38		0.48			0.37		
SULFATE, TOTAL	mg/L	67.9				168	474	272	252	392	436		
TOTAL DISSOLVED SOLIDS	mg/L	579				641	784			678	949		

NOTES:

1. Unit Abbreviations: µg/L - micrograms per liter, mg/L - milligrams per liter, SU - standard units.
2. J - Result is an estimated value.
3. ND - Constituent was analyzed for, but was not detected above the Method Detection Limit (MDL) and is considered a non-detect. Values displayed as ND.
4. NA - Not applicable.
5. Prediction Limits calculated using Sanitas Software.
6. If all background values are less than the Practical Quantitation Limit (PQL) then the Double Quantification Rule (DQR) is used.
7. Values highlighted in yellow indicate a Statistically Significant Increase (SSI).
8. Values highlighted in green indicate an initial exceedance above the prediction limit that was not confirmed by Verification Sampling (not an SSI).
9. Only analytes/wells that were detected above the prediction limit were tested during Verification Sampling.

Prepared By: JSI
Checked By: MSG
Reviewed By: MNH

Table 4
May 2018 Detection Monitoring Results
LCPA Surface Impoundment
Labadie Energy Center, Franklin County, MO

ANALYTE	UNITS	PREDICTION LIMITS	BACKGROUND		GROUNDWATER MONITORING WELLS								
			BMW-1D	BMW-2D	UMW-1D	UMW-2D	UMW-3D	UMW-4D	UMW-5D	UMW-6D	UMW-7D	UMW-8D	UMW-9D
May 2018 Detection Monitoring Event													
DATE	NA	NA	5/21/2018	5/21/2018	5/21/2018	5/21/2018	5/22/2018	5/22/2018	5/22/2018	5/22/2018	5/22/2018	5/22/2018	5/21/2018
pH	SU	6.634-7.617	7.09	7.05	7.06	7.53	8.14	8.29	9.42	7.91	7.21	6.79	6.98
BORON, TOTAL	µg/L	DQR	83.6 J	68.7 J	448	1,740	8,700	4,930	5,520	14,100	6,680	347	101
CALCIUM, TOTAL	µg/L	156,193	135,000	124,000 J	118,000	96,800	96,600	47,800	71,800	106,000	190,000	128,000	116,000
CHLORIDE, TOTAL	mg/L	18.1	9.5	8.6	11.3	27.8	15.0	21.2	16.7	21.9	13.6	8.8	20.7
FLUORIDE, TOTAL	mg/L	0.29	0.23	0.26	0.25	0.37	0.17 J	0.38	0.13 J	0.15 J	0.37	0.22	0.22
SULFATE, TOTAL	mg/L	67.9	41.2	34.7	1.6	219	402	328	280	496	420	4.1	ND
TOTAL DISSOLVED SOLIDS	mg/L	579	519	448	538	614	622	565	535	792	957	491	473
July 2018 Verification Sampling													
DATE	NA	NA						7/2/2018					
pH	SU	6.634-7.617						7.77					
BORON, TOTAL	µg/L	DQR											
CALCIUM, TOTAL	µg/L	156,193											
CHLORIDE, TOTAL	mg/L	18.1											
FLUORIDE, TOTAL	mg/L	0.29											
SULFATE, TOTAL	mg/L	67.9											
TOTAL DISSOLVED SOLIDS	mg/L	579											

NOTES:

1. Unit Abbreviations: µg/L - micrograms per liter, mg/L - milligrams per liter, SU - standard units.
2. J - Result is an estimated value.
3. ND - Constituent was analyzed for, but was not detected above the Method Detection Limit (MDL) and is considered a non-detect. Values displayed as ND.
4. NA - Not applicable.
5. Prediction Limits calculated using Sanitas Software.
6. If all background values are less than the Practical Quantitation Limit (PQL) then the Double Quantification Rule (DQR) is used.
7. Values highlighted in yellow indicate a Statistically Significant Increase (SSI).
8. Values highlighted in green indicate an initial exceedance above the prediction limit that was not confirmed by Verification Sampling (not an SSI).
9. Only analytes/wells that were detected above the prediction limit and that had not already been verified were tested during Verification Sampling.

Prepared By: JSI
Checked By: MSG
Reviewed By: MNH

Table 5
November 2018 Detection Monitoring Results
LCPA Surface Impoundment
Labadie Energy Center, Franklin County, MO

ANALYTE	UNITS	BACKGROUND		GROUNDWATER MONITORING WELLS								
		BMW-1D	BMW-2D	UMW-1D	UMW-2D	UMW-3D (R)	UMW-4D	UMW-5D	UMW-6D	UMW-7D	UMW-8D	UMW-9D
November 2018 Detection Monitoring Event												
DATE	NA	11/7/2018	11/7/2018	11/7/2018	11/7/2018	11/8/2018	11/9/2018	11/8/2018	11/9/2018	11/7/2018	11/7/2018	11/7/2018
pH	SU	7.17	7.36	7.13	7.59	8.87	8.25	9.62	8.68	7.47	7.58	7.48
BORON, TOTAL	µg/L	92.2 J	78.5 J	1,260	1,620	9,300	4,970	5,130	15,500	8,310	437	113
CALCIUM, TOTAL	µg/L	132,000	120,000	159,000	90,700	84,400	61,200	63,200	97,200	220,000	128,000	114,000
CHLORIDE, TOTAL	mg/L	11.2	6.3	16.0	24.1	18.6	21.2	19.0	21.2	14.5	11.3	20.7
FLUORIDE, TOTAL	mg/L	0.25	0.25	0.21	0.42	ND	0.49	ND	ND	0.29	0.23	0.21
SULFATE, TOTAL	mg/L	34.9	31.9	81.9	187	350	366	269	433	568	62.2	ND
TOTAL DISSOLVED SOLIDS	mg/L	550 J	427 J	556 J	1,080 J	600	1,040	708	669	1,020 J	667 J	541 J

NOTES:

1. Unit Abbreviations: µg/L - micrograms per liter, mg/L - milligrams per liter, SU - standard units.
2. J - Result is an estimated value.
3. ND - Constituent was analyzed for, but was not detected above the Method Detection Limit (MDL) and is considered a non-detect. Values displayed as ND.
4. NA - Not applicable.

Prepared By: JSI
Checked By: MSG
Reviewed By: MNH

Table 6
April 2018 Assessment Monitoring Results
LCPA Surface Impoundment
Labadie Energy Center, Franklin County, MO

ANALYTE	UNITS	BACKGROUND		GROUNDWATER MONITORING WELLS								
		BMW-1D	BMW-2D	UMW-1D	UMW-2D	UMW-3D	UMW-4D	UMW-5D	UMW-6D	UMW-7D	UMW-8D	UMW-9D
Field Parameters												
DATE	NA	4/9/2018	4/9/2018	4/9/2018	4/10/2018	4/10/2018	4/9/2018	4/9/2018	4/9/2018	4/9/2018	4/9/2018	4/9/2018
DISSOLVED OXYGEN	mg/L	0.79	0.71	0.46	1.16	0.74	0.80	0.33	0.39	0.68	0.75	1.02
pH	SU	6.42	7.11	7.06	7.75	8.14	7.82	9.35	7.98	7.25	7.00	7.08
REDOX POTENTIAL	mV	35.5	74.4	-47.3	90.9	68.8	-106.5	-208.7	-119.4	-120.1	-114.7	-106.9
SPECIFIC CONDUCTIVITY	mS/cm	0.926	0.815	1.071	0.876	0.951	0.820	0.739	1.338	1.357	0.930	0.910
TURBIDITY	NTU	4.02	1.25	0.61	3.86	1.09	2.40	1.22	1.60	1.66	2.40	3.12
Appendix IV Parameters												
ANTIMONY, TOTAL	µg/L	ND	ND	ND	ND	ND	ND	0.10 J	ND	ND	ND	0.035 J
ARSENIC, TOTAL	µg/L	0.72 J	31.3	47.1	1.9	2.4	0.088 J	26.0	9.4	19.7	27.9	31.9
BARIUM, TOTAL	µg/L	1,160	313	494	104	102	68.0	70.8	152	157	452	515
BERYLLIUM, TOTAL	µg/L	ND	ND	ND	ND	ND	ND	ND	ND	ND	ND	ND
CADMIUM, TOTAL	µg/L	ND	ND	ND	ND	0.036 J	ND	ND	0.034 J	ND	ND	ND
CHROMIUM, TOTAL	µg/L	ND	ND	0.061 J	ND	0.069 J	0.11 J	0.067 J	0.079 J	0.085 J	0.064 J	0.064 J
COBALT, TOTAL	µg/L	ND	ND	ND	ND	ND	ND	ND	ND	ND	ND	ND
FLUORIDE, TOTAL	mg/L	0.23	0.26	0.26	0.46	0.18 J	0.41	0.15 J	0.17 J	0.28	0.23	0.21
LEAD, TOTAL	µg/L	3.3 J	3.4 J	3.4 J	4.1 J	3.0 J	ND	ND	ND	ND	ND	3.0 J
LITHIUM, TOTAL	µg/L	30.2	41.5	26.8	23.3	18.2	31.1	12.7	6.9 J	19.4	30.9	17.1
MERCURY, TOTAL	µg/L	ND	ND	ND	ND	ND	ND	ND	ND	ND	ND	ND
MOLYBDENUM, TOTAL	µg/L	1.3 J	2.4 J	1.2 J	44.7	200	134	152	564	214	11.0 J	1.3 J
RADIUM [226 + 228]	pCi/L	2.65	ND	2.564	2.017	1.572 J	0.814	ND	1.334	ND	1.484 J	ND
SELENIUM, TOTAL	µg/L	ND	ND	ND	ND	0.17 J	ND	0.11 J	0.26 J	0.089 J	0.087 J	ND
THALLIUM, TOTAL	µg/L	ND	ND	ND	ND	ND	ND	ND	ND	ND	ND	ND

NOTES

1. Unit Abbreviations: µg/L - micrograms per liter, mg/L - milligrams per liter, SU - standard units, and pCi/L - picocuries per liter, mV - millivolts, mS/cm - millisiemens per centimeter, NTU - nephelometric turbidity unit.
2. J - Result is an estimated value.
3. ND - Constituent was analyzed for, but was not detected above the Method Detection Limit (MDL) and is considered a non-detect. Values displayed as ND.
4. NA - Not applicable.
5. Radium (226 + 228) is reported as the sum of the Radium 226 and the Radium 228 activity concentrations unless the sum of the Radium 226 and Radium 228 Minimum Detectable Concentrations (MDC) is higher in which case it is displayed as ND.
6. Statistical Analysis for the Assessment Monitoring data is provided in Appendix B.

Table 7
May 2018 Assessment Monitoring Results
LCPA Surface Impoundment
Labadie Energy Center, Franklin County, MO

ANALYTE	UNITS	BACKGROUND		GROUNDWATER MONITORING WELLS								
		BMW-1D	BMW-2D	UMW-1D	UMW-2D	UMW-3D	UMW-4D	UMW-5D	UMW-6D	UMW-7D	UMW-8D	UMW-9D
Field Parameters												
DATE	NA	5/21/2018	5/21/2018	5/21/2018	5/21/2018	5/22/2018	5/22/2018	5/22/2018	5/22/2018	5/22/2018	5/22/2018	5/22/2018
DISSOLVED OXYGEN	mg/L	0.46	0.83	0.70	0.56	0.65	0.52	0.66	0.54	0.63	0.57	0.81
pH	SU	7.09	7.05	7.06	7.53	8.14	8.29	9.42	7.91	7.21	6.79	6.98
REDOX POTENTIAL	mV	-76.8	63.6	-73.3	78.0	51.5	10.0	-63.0	14.6	-70.3	0.3	-65.6
SPECIFIC CONDUCTIVITY	mS/cm	0.936	0.805	0.960	0.957	0.895	0.862	0.746	1.134	1.315	0.929	0.928
TURBIDITY	NTU	1.52	4.77	1.75	4.86	1.43	2.82	2.46	4.63	3.26	3.23	3.54
Appendix IV Parameters												
ARSENIC, TOTAL	µg/L	1.1	32.7	35.8	2.2	2.6	ND	24.6	8.7	17.8	29.5	34.0
BARIUM, TOTAL	µg/L	1,210	311	386	112	86.7	72.1	70.6	137	154	449	517
FLUORIDE, TOTAL	mg/L	0.23	0.26	0.25	0.37	0.17 J	0.38	0.13 J	0.15 J	0.37	0.22	0.22
LITHIUM, TOTAL	µg/L	29.9	41.8	21.7	22.4	17.2	29.9	12.6	5.0 J	19.9	31.8	15.8
MOLYBDENUM, TOTAL	µg/L	1.4 J	2.8 J	ND	38.4	233	157	162	534	203	10.7 J	1.1 J
RADIUM [226 + 228]	pCi/L	3.760	ND	1.983	1.514	ND	ND	ND	1.587	ND	ND	ND

NOTES

1. Unit Abbreviations: µg/L - micrograms per liter, mg/L - milligrams per liter, SU - standard units, and pCi/L - picocuries per liter, mV - millivolts, mS/cm - millisiemens per centimeter, NTU - nephelometric turbidity unit.
2. J - Result is an estimated value.
3. ND - Constituent was analyzed for, but was not detected above the Method Detection Limit (MDL) and is considered a non-detect. Values displayed as ND.
4. NA - Not applicable.
5. Radium (226 + 228) is reported as the sum of the Radium 226 and the Radium 228 activity concentrations unless the sum of the Radium 226 and Radium 228 Minimum Detectable Concentrations (MDC) is higher in which case it is displayed as ND.
6. Statistical Analysis for the Assessment Monitoring data is provided in Appendix B.

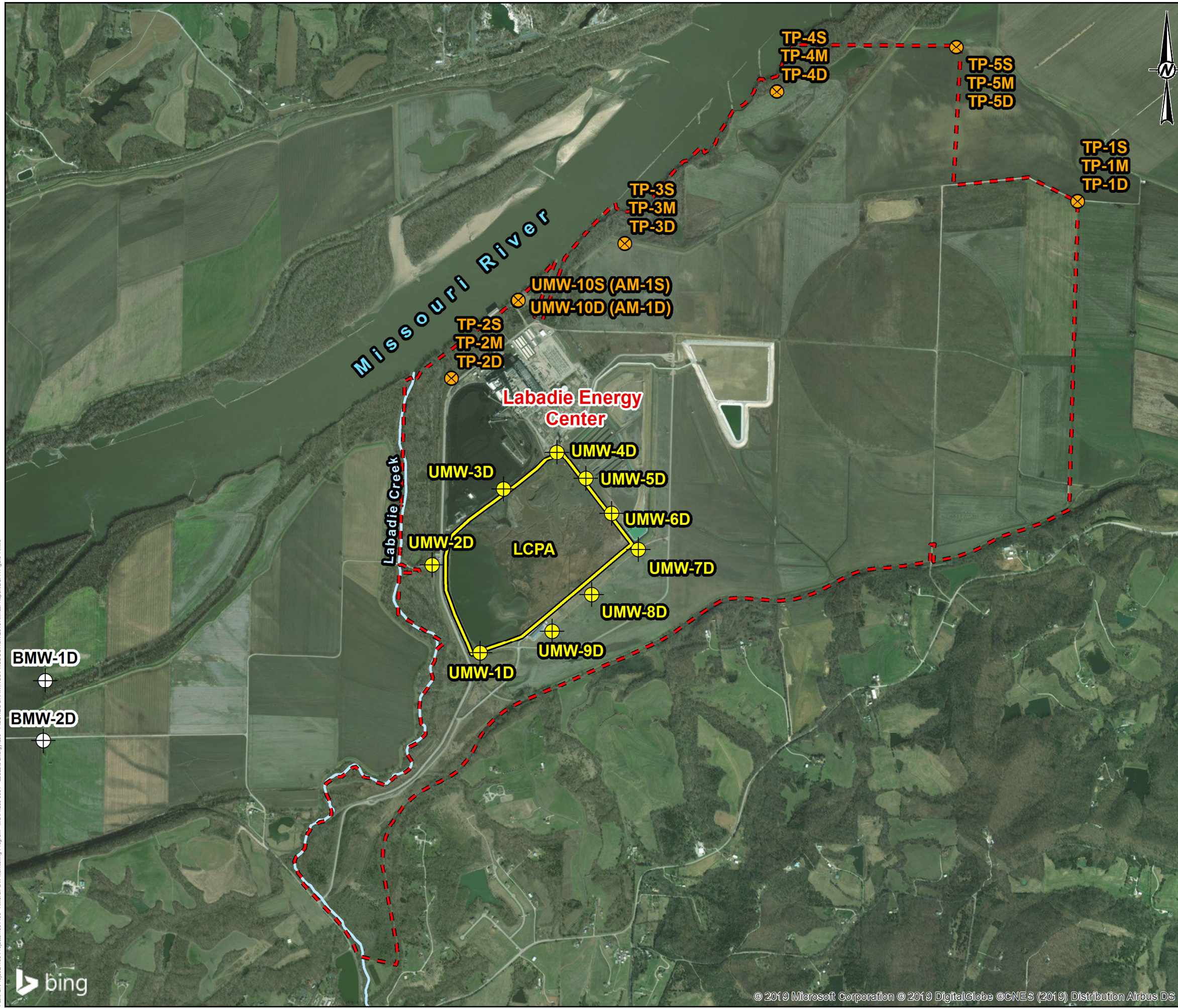
Table 8
November 2018 Assessment Monitoring Results
LCPA Surface Impoundment
Labadie Energy Center, Franklin County, MO

ANALYTE	UNITS	BACKGROUND		GROUNDWATER MONITORING WELLS								
		BMW-1D	BMW-2D	UMW-1D	UMW-2D	UMW-3D (R)	UMW-4D	UMW-5D	UMW-6D	UMW-7D	UMW-8D	UMW-9D
Field Parameters												
DATE	NA	11/7/2018	11/7/2018	11/7/2018	11/7/2018	11/8/2018	11/9/2018	11/8/2018	11/9/2018	11/7/2018	11/7/2018	11/7/2018
DISSOLVED OXYGEN	mg/L	0.17	0.11	0.15	0.11	1.35	1.19	0.12	0.99	0.71	0.64	1.45
pH	SU	7.17	7.36	7.13	7.59	8.87	8.25	9.62	8.68	7.47	7.58	7.48
REDOX POTENTIAL	mV	-40.7	-59.9	-55.1	-43.4	-44.2	108.8	-134.7	5.3	-96.7	-109.7	-110.2
SPECIFIC CONDUCTIVITY	mS/cm	0.60	0.51	0.79	0.61	0.76	0.8	0.51	0.94	1.29	0.86	0.79
TURBIDITY	NTU	1.74	3.31	0.31	1.35	3.91	3.52	0.13	3.89	3.89	4.26	4.10
Appendix IV Parameters												
ARSENIC, TOTAL	µg/L	0.90 J	33.5	69.5	1.8	1.7	0.16 J	16.1	15.4	20.7	24.3	34.5
BARIUM, TOTAL	µg/L	1,160	309	588	105	82.2	81.5	60.0	114	121	446	500
FLUORIDE, TOTAL	mg/L	0.25	0.25	0.21	0.42	ND	0.49	ND	ND	0.29	0.23	0.21
LITHIUM, TOTAL	µg/L	29.6	39.3	32.6	21.9	13.4	33.2	12.9	5.2 J	25.0	31.4	16.4
MOLYBDENUM, TOTAL	µg/L	ND	2.0 J	1.2 J	40.9	206	107	151	591	231	15.5 J	ND
RADIUM [226 + 228]	pCi/L	4.14	ND	4.33 J	1.839	ND	1.075	ND	0.987	ND	ND	ND

NOTES

1. Unit Abbreviations: µg/L - micrograms per liter, mg/L - milligrams per liter, SU - standard units, and pCi/L - picocuries per liter, mV - millivolts, mS/cm - millisiemens per centimeter, NTU - nephelometric turbidity unit.
2. J - Result is an estimated value.
3. ND - Constituent was analyzed for, but was not detected above the Method Detection Limit (MDL) and is considered a non-detect. Values displayed as ND.
4. NA - Not applicable.
5. Radium (226 + 228) is reported as the sum of the Radium 226 and the Radium 228 activity concentrations unless the sum of the Radium 226 and Radium 228 Minimum Detectable Concentrations (MDC) is higher in which case it is displayed as ND.

Figures

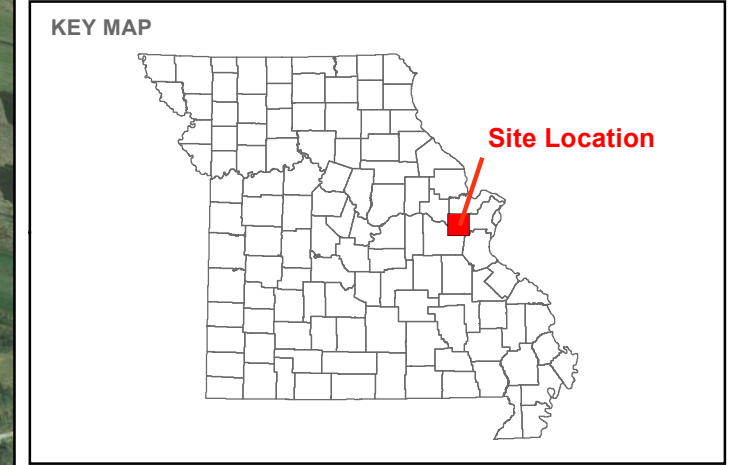


LEGEND

- Labadie Energy Center Property Boundary
- LCPA - Bottom Ash Surface Impoundment

Ground/Surface Water Measurement Locations

- + Background Monitoring Well
- LCPA - Bottom Ash Surface Impoundment Monitoring Well
- ⊗ Nature and Extent Piezometer or Monitoring Well

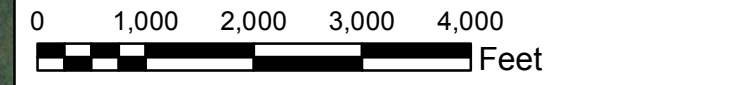


NOTES

1. ALL LOCATIONS AND BOUNDARIES ARE APPROXIMATE.
2. GROUNDWATER MONITORING WELLS SURVEYED BY ZAHNER AND ASSOCIATES, INC.

REFERENCES

1. ZAHNER AND ASSOCIATES, INC. 2016. LOT CONSOLIDATION PLAT OF "LABADIE ENERGY CENTER" - PREPARED FOR AMEREN MISSOURI. REVISED JUNE 15, 2016.
- 2.) COORDINATE SYSTEM: NAD 1983 STATEPLANE MISSOURI EAST FIPS 2,401 FEET.



CLIENT
 AMEREN MISSOURI
 LABADIE ENERGY CENTER



PROJECT
 GROUNDWATER MONITORING PROGRAM

TITLE
SITE LOCATION AERIAL MAP AND MONITORING WELL LOCATIONS

CONSULTANT	YYYY-MM-DD	2018-12-20
	PREPARED	JSI
	DESIGN	JSI
	REVIEW	MSG
	APPROVED	MNH

PROJECT No. 153-1406 PHASE 0001 FIGURE 1

Path: G:\Projects\153-1406 - Ameren GW Monitoring Program - MCHPhase 0001 - Labadie Energy\800 - FIGURES\DRAWINGS\PRODUCTION\2018 Annual Report CPA\Figure 1.mxd



1in IF THIS MEASUREMENT DOES NOT MATCH WHAT IS SHOWN, THE SHEET SIZE HAS BEEN MODIFIED FROM:

Appendices

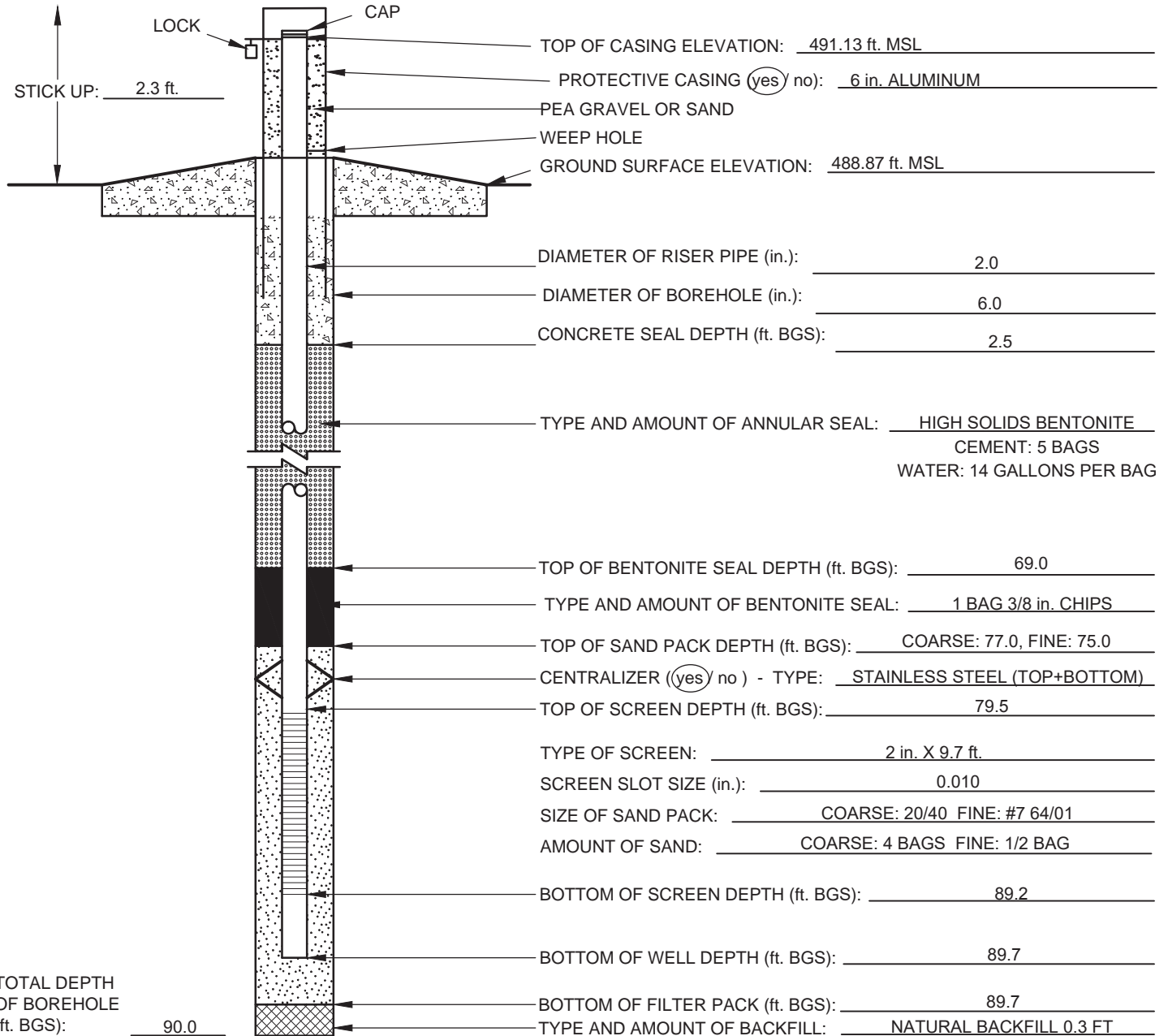
APPENDIX A

Well Construction Diagrams



ABOVE GROUND MONITORING WELL CONSTRUCTION LOG UMW-3D (R)

PROJECT NAME: AMEREN		PROJECT NUMBER: 1531406.00011	
SITE NAME: LABADIE ENERGY CENTER		LOCATION: UMW-3D (R)	
CLIENT: AMEREN MISSOURI		SURFACE ELEVATION: 488.87 ft. MSL	
GEOLOGIST: J. INGRAM	NORTHING: 991823.5	EASTING: 723545.1	
DRILLER: B. BEUNING	STATIC WATER LEVEL: N/A	COMPLETION DATE: 10/25/2018	
DRILLING COMPANY: CASCADE		DRILLING METHODS: SONIC	



ADDITIONAL NOTES: ft. BGS = FEET BELOW GROUND SURFACE, ft. MSL = FEET ABOVE MEAN SEA LEVEL, in. = INCHES. 275 GALLONS OF H₂O USED DURING DRILLING. 2 CENTRALIZERS AT TOP AND BOTTOM OF SCREEN. HORIZONTAL DATUM: STATE PLANE COORDINATES NAD83 US SURVEY FEET (2000) MISSOURI EAST ZONE. VERTICAL DATUM: NAVD88. WELL SURVEYED BY ZAHNER AND ASSOCIATES, INC ON NOVEMBER 14, 2018. ft. BTOC = FEET BELOW TOP OF CASING. SAND AND BENTONITE BAGS WEIGH 50 LBS EACH.

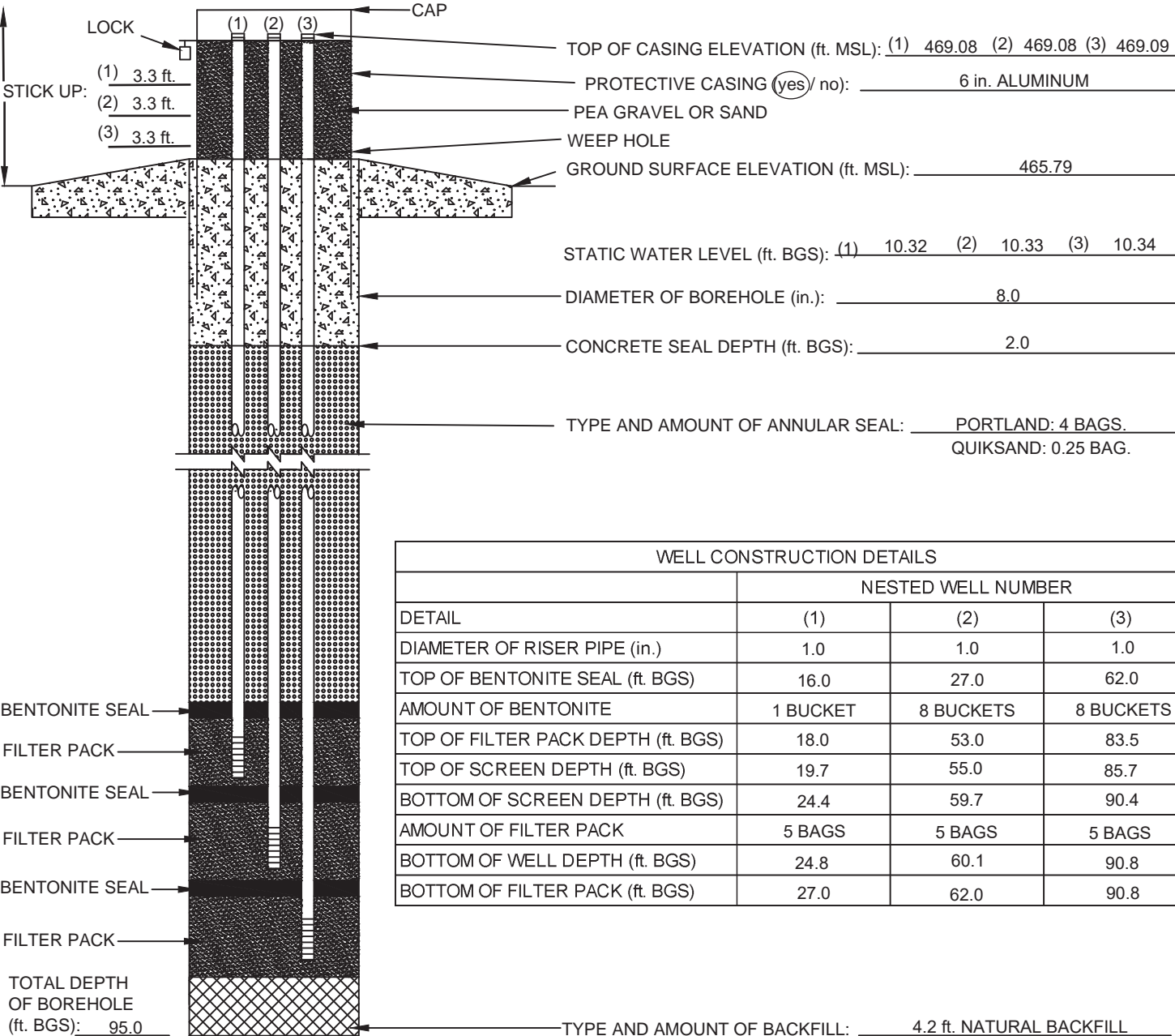
CHECKED BY: J. PEREZ
DATE CHECKED: 1/25/2019

PREPARED BY: E. SCHNEIDER



ABOVE GROUND NESTED MONITORING WELL CONSTRUCTION LOG TP-1

PROJECT NAME: AMEREN NATURE AND EXTENT		PROJECT NUMBER: 1531406.00011
SITE NAME: LABADIE ENERGY CENTER		LOCATION: TP-1
CLIENT: AMEREN MISSOURI		SURFACE ELEVATION: 465.79 ft. MSL
GEOLOGIST: R. FELDMANN	NORTHING: 997122.3	EASTING: 734100.3
DRILLER: M. PATRICK	COMPLETION DATE: 06/12/2018	DRILLING COMPANY: SONIC
DRILLING METHODS: M&W DRILLING		



WELL CONSTRUCTION DETAILS			
DETAIL	NESTED WELL NUMBER		
	(1)	(2)	(3)
DIAMETER OF RISER PIPE (in.)	1.0	1.0	1.0
TOP OF BENTONITE SEAL (ft. BGS)	16.0	27.0	62.0
AMOUNT OF BENTONITE	1 BUCKET	8 BUCKETS	8 BUCKETS
TOP OF FILTER PACK DEPTH (ft. BGS)	18.0	53.0	83.5
TOP OF SCREEN DEPTH (ft. BGS)	19.7	55.0	85.7
BOTTOM OF SCREEN DEPTH (ft. BGS)	24.4	59.7	90.4
AMOUNT OF FILTER PACK	5 BAGS	5 BAGS	5 BAGS
BOTTOM OF WELL DEPTH (ft. BGS)	24.8	60.1	90.8
BOTTOM OF FILTER PACK (ft. BGS)	27.0	62.0	90.8

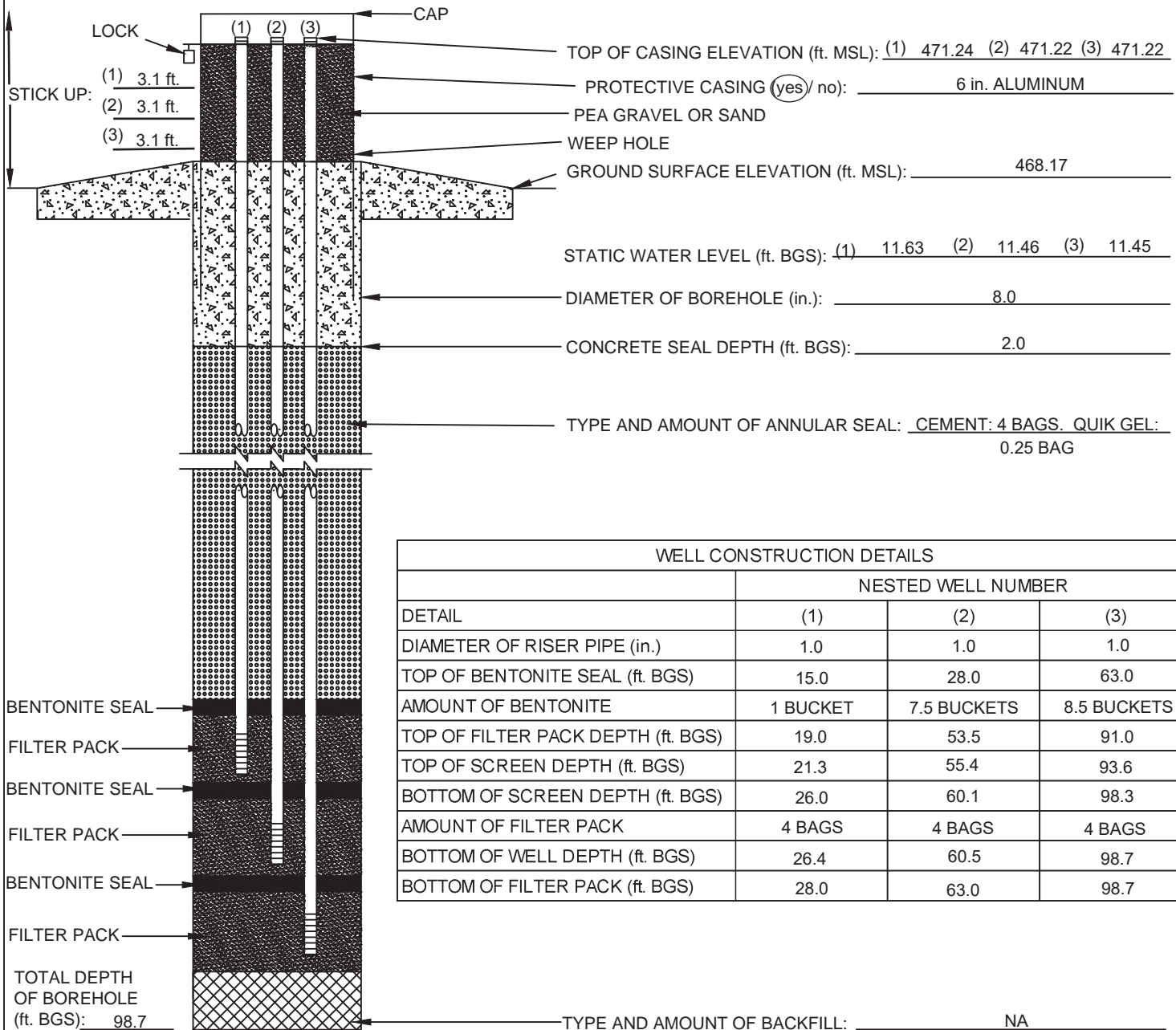
ADDITIONAL NOTES: TYPE AND LENGTH OF SCREEN: 3 OF 1 in. X 4.7 ft. SCHEDULE 40 PVC, 0.010 in. SCREEN SLOT SIZE
 FILTER PACK TYPE: #1 SAND. ft. MSL = FEET ABOVE MEAN SEA LEVEL. ft. BGS = FEET BELOW GROUND SURFACE. ft. BTOC = FEET BELOW TOP OF CASING. in. - INCHES. HORIZONTAL DATUM: STATE PLANE COORDINATES NAD83 US SURVEY FEET (2000) MISSOURI EAST ZONE. VERTICAL DATUM: NAVD88. WELL SURVEYED BY ZAHNER AND ASSOCIATES, INC ON JULY 2, 2018. BAGS OF SAND ARE 50 LBS EACH. BENTONITE PELLETS ARE MEASURED BY 5 GALLON BUCKETS.

CHECKED BY: J. PEREZ
 DATE CHECKED: 10/09/18
 PREPARED BY: L. SWINDLE



ABOVE GROUND NESTED MONITORING WELL CONSTRUCTION LOG TP-2

PROJECT NAME: AMEREN NATURE AND EXTENT		PROJECT NUMBER: 1531406.00011
SITE NAME: LABADIE ENERGY CENTER		LOCATION: TP-2
CLIENT: AMEREN MISSOURI		SURFACE ELEVATION: 468.17 ft. MSL
GEOLOGIST: R. FELDMANN	NORTHING: 993865.6	EASTING: 722603.7
DRILLER: M. PATRICK	COMPLETION DATE: 06/11/2018	DRILLING METHODS: SONIC
DRILLING COMPANY: M&W DRILLING		



WELL CONSTRUCTION DETAILS			
DETAIL	NESTED WELL NUMBER		
	(1)	(2)	(3)
DIAMETER OF RISER PIPE (in.)	1.0	1.0	1.0
TOP OF BENTONITE SEAL (ft. BGS)	15.0	28.0	63.0
AMOUNT OF BENTONITE	1 BUCKET	7.5 BUCKETS	8.5 BUCKETS
TOP OF FILTER PACK DEPTH (ft. BGS)	19.0	53.5	91.0
TOP OF SCREEN DEPTH (ft. BGS)	21.3	55.4	93.6
BOTTOM OF SCREEN DEPTH (ft. BGS)	26.0	60.1	98.3
AMOUNT OF FILTER PACK	4 BAGS	4 BAGS	4 BAGS
BOTTOM OF WELL DEPTH (ft. BGS)	26.4	60.5	98.7
BOTTOM OF FILTER PACK (ft. BGS)	28.0	63.0	98.7

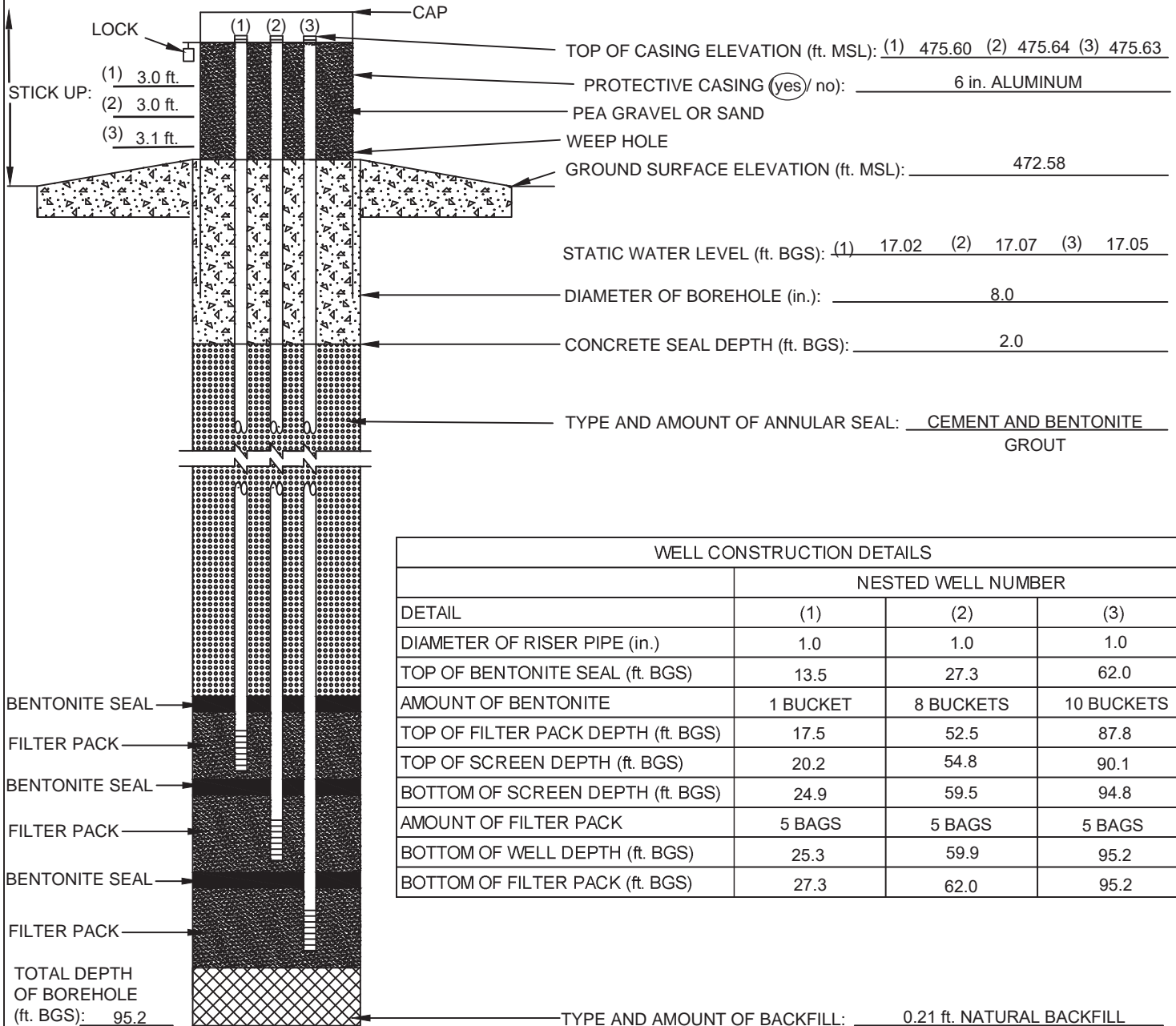
ADDITIONAL NOTES: TYPE AND LENGTH OF SCREEN: 3 OF 1 in. X 4.7 ft. SCHEDULE 40 PVC, 0.010 in. SCREEN SLOT SIZE + 0.5 BAG SAND
 FILTER PACK TYPE: #1 SAND ft. MSL = FEET ABOVE MEAN SEA LEVEL. ft. BGS = FEET BELOW GROUND SURFACE. ft. BTOC = FEET BELOW TOP OF CASING. in. - INCHES. HORIZONTAL DATUM: STATE PLANE COORDINATES NAD83 US SURVEY FEET (2000) MISSOURI EAST ZONE. VERTICAL DATUM: NAVD88. WELL SURVEYED BY ZAHNER AND ASSOCIATES, INC ON JULY 2, 2018. BAGS OF SAND ARE 50 LBS EACH. BENTONITE PELLETS ARE MEASURED BY 5 GALLON BUCKETS.

CHECKED BY: J. PEREZ
 DATE CHECKED: 10/09/18
 PREPARED BY: L. SWINDLE



ABOVE GROUND NESTED MONITORING WELL CONSTRUCTION LOG TP-3

PROJECT NAME: AMEREN NATURE AND EXTENT		PROJECT NUMBER: 1531406.00011
SITE NAME: LABADIE ENERGY CENTER		LOCATION: TP-3
CLIENT: AMEREN MISSOURI		SURFACE ELEVATION: 472.58 ft. MSL
GEOLOGIST: J. INGRAM	NORTHING: 996343.6	EASTING: 725783.7
DRILLER: M. PATRICK	COMPLETION DATE: 06/17/2018	DRILLING METHODS: SONIC
DRILLING COMPANY: M&W DRILLING		



WELL CONSTRUCTION DETAILS			
DETAIL	NESTED WELL NUMBER		
	(1)	(2)	(3)
DIAMETER OF RISER PIPE (in.)	1.0	1.0	1.0
TOP OF BENTONITE SEAL (ft. BGS)	13.5	27.3	62.0
AMOUNT OF BENTONITE	1 BUCKET	8 BUCKETS	10 BUCKETS
TOP OF FILTER PACK DEPTH (ft. BGS)	17.5	52.5	87.8
TOP OF SCREEN DEPTH (ft. BGS)	20.2	54.8	90.1
BOTTOM OF SCREEN DEPTH (ft. BGS)	24.9	59.5	94.8
AMOUNT OF FILTER PACK	5 BAGS	5 BAGS	5 BAGS
BOTTOM OF WELL DEPTH (ft. BGS)	25.3	59.9	95.2
BOTTOM OF FILTER PACK (ft. BGS)	27.3	62.0	95.2

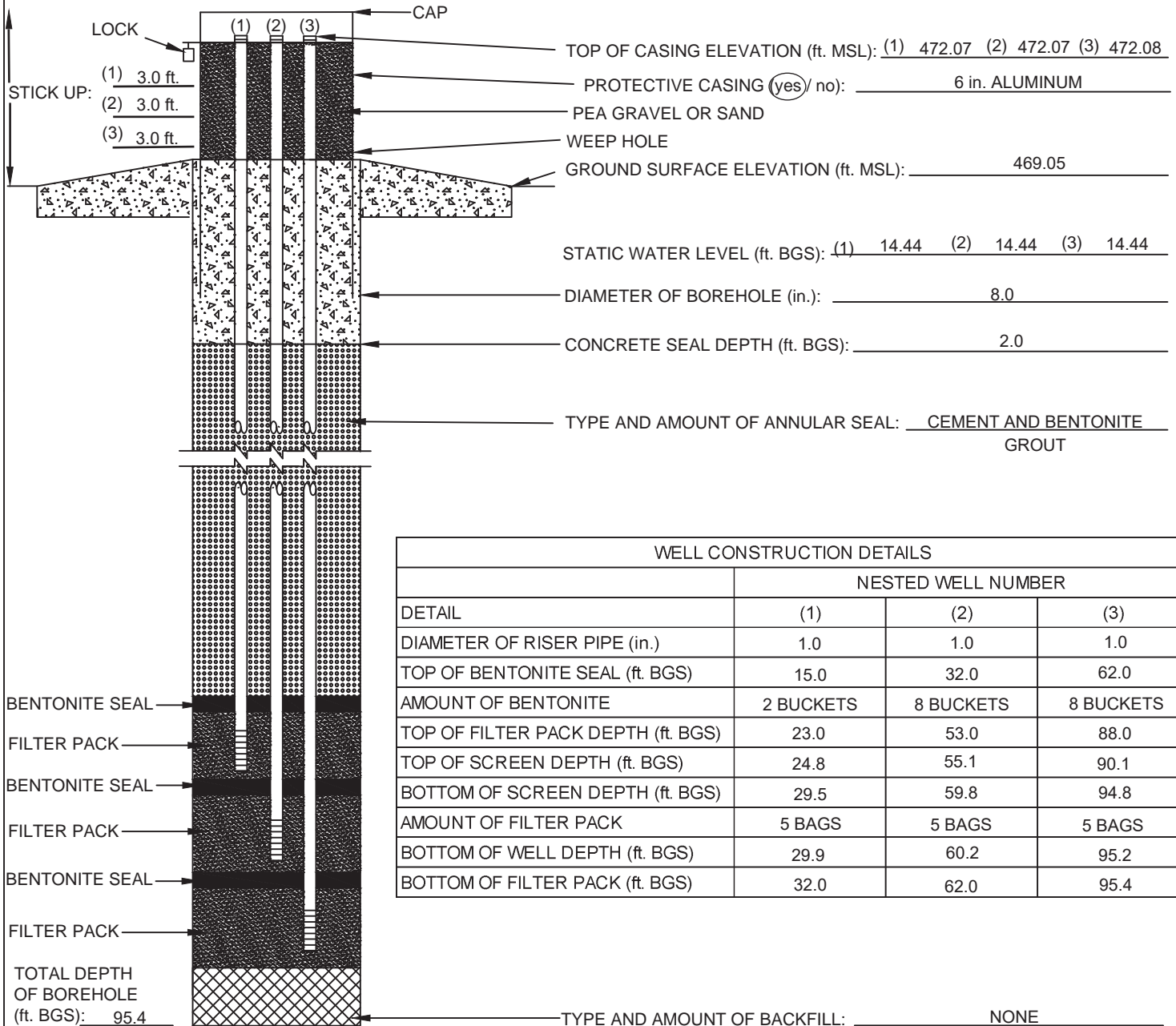
ADDITIONAL NOTES: TYPE AND LENGTH OF SCREEN: 3 OF 1 in. X 4.7 ft. SCHEDULE 40 PVC, 0.010 in. SCREEN SLOT SIZE.
 FILTER PACK TYPE: #1 SAND. ft. MSL = FEET ABOVE MEAN SEA LEVEL. ft. BGS = FEET BELOW GROUND SURFACE. ft. BTOC = FEET BELOW TOP OF CASING. in. - INCHES. HORIZONTAL DATUM: STATE PLANE COORDINATES NAD83 US SURVEY FEET (2000) MISSOURI EAST ZONE. VERTICAL DATUM: NAVD88. WELL SURVEYED BY ZAHNER AND ASSOCIATES, INC ON JULY 2, 2018. BAGS OF SAND ARE 50 LBS EACH. BENTONITE PELLETS ARE MEASURED BY 5 GALLON BUCKETS. 800 GALLONS OF H2O USED WHILE DRILLING.

CHECKED BY: J. PEREZ
 DATE CHECKED: 10/09/18
 PREPARED BY: L. SWINDLE



ABOVE GROUND NESTED MONITORING WELL CONSTRUCTION LOG TP-4

PROJECT NAME: AMEREN NATURE AND EXTENT		PROJECT NUMBER: 1531406.00011
SITE NAME: LABADIE ENERGY CENTER		LOCATION: TP-4
CLIENT: AMEREN MISSOURI		SURFACE ELEVATION: 469.05 ft. MSL
GEOLOGIST: J. INGRAM	NORTHING: 999139.8	EASTING: 728578.3
DRILLER: M. PATRICK	COMPLETION DATE: 06/13/2018	DRILLING METHODS: SONIC
DRILLING COMPANY: M&W DRILLING		



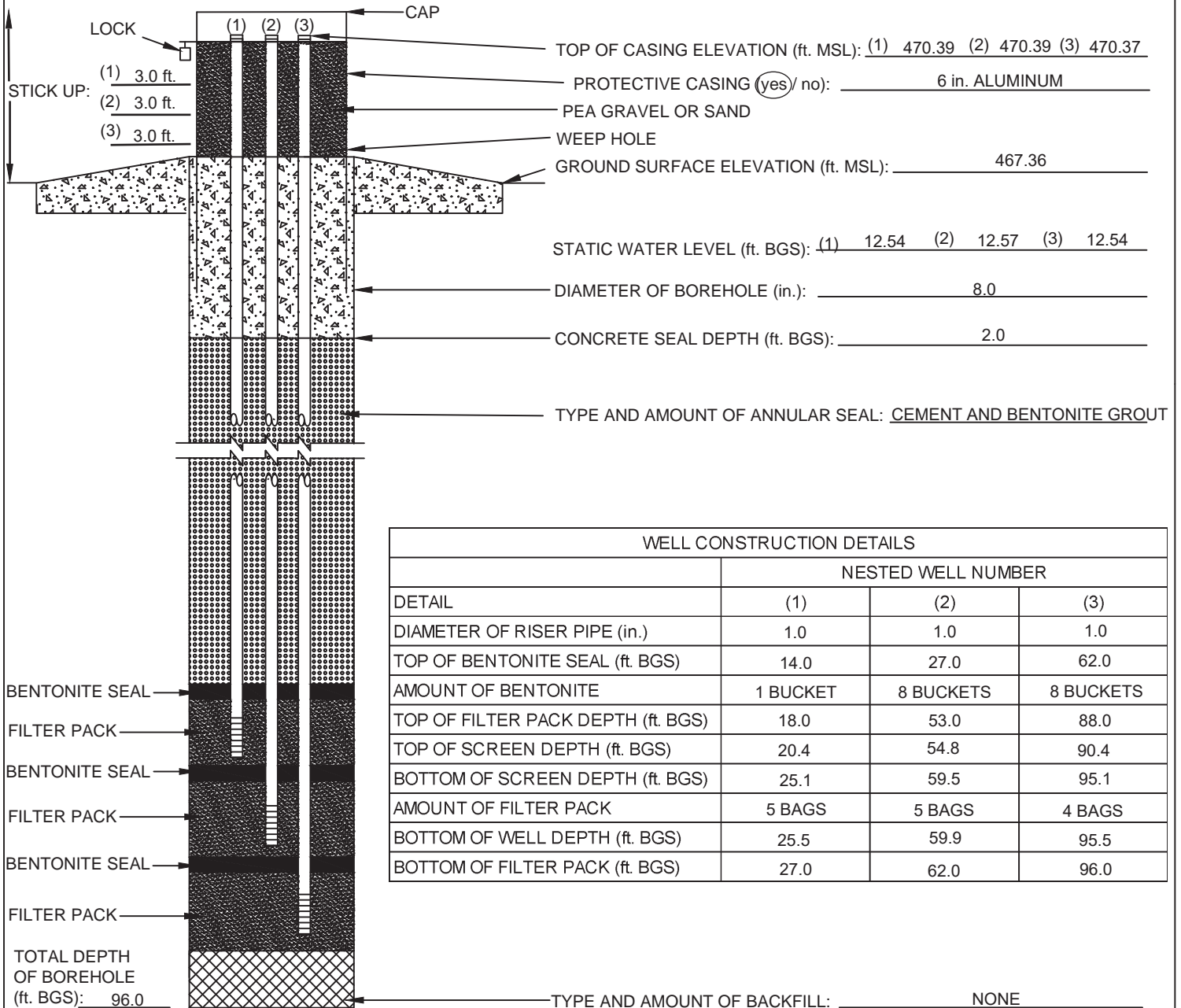
ADDITIONAL NOTES: TYPE AND LENGTH OF SCREEN: 3 OF 1 in. X 4.7 ft. SCHEDULE 40 PVC. 0.010 in. SCREEN SLOT SIZE
 FILTER PACK TYPE: #0 SAND. ft. MSL = FEET ABOVE MEAN SEA LEVEL. ft. BGS = FEET BELOW GROUND SURFACE. ft. BTOC = FEET BELOW TOP OF CASING. in. - INCHES. HORIZONTAL DATUM: STATE PLANE COORDINATES NAD83 US SURVEY FEET (2000) MISSOURI EAST ZONE. VERTICAL DATUM: NAVD88. WELL SURVEYED BY ZAHNER AND ASSOCIATES, INC ON JULY 2, 2018. BAGS OF SAND ARE 50 LBS EACH. BENTONITE PELLETS ARE MEASURED BY 5 GALLON BUCKETS. 600 GALLONS OF H2O USED WHILE DRILLING.

CHECKED BY: J. PEREZ
 DATE CHECKED: 10/09/18
 PREPARED BY: L. SWINDLE



ABOVE GROUND NESTED MONITORING WELL CONSTRUCTION LOG TP-5

PROJECT NAME: AMEREN NATURE AND EXTENT		PROJECT NUMBER: 1531406.00011
SITE NAME: LABADIE ENERGY CENTER		LOCATION: TP-5
CLIENT: AMEREN MISSOURI		SURFACE ELEVATION: 467.36 ft. MSL
GEOLOGIST: R. FELDMANN	NORTHING: 999955.0	EASTING: 731876.6
DRILLER: M. PATRICK	COMPLETION DATE: 06/12/2018	DRILLING METHODS: SONIC
DRILLING COMPANY: M&W DRILLING		



WELL CONSTRUCTION DETAILS			
DETAIL	NESTED WELL NUMBER		
	(1)	(2)	(3)
DIAMETER OF RISER PIPE (in.)	1.0	1.0	1.0
TOP OF BENTONITE SEAL (ft. BGS)	14.0	27.0	62.0
AMOUNT OF BENTONITE	1 BUCKET	8 BUCKETS	8 BUCKETS
TOP OF FILTER PACK DEPTH (ft. BGS)	18.0	53.0	88.0
TOP OF SCREEN DEPTH (ft. BGS)	20.4	54.8	90.4
BOTTOM OF SCREEN DEPTH (ft. BGS)	25.1	59.5	95.1
AMOUNT OF FILTER PACK	5 BAGS	5 BAGS	4 BAGS
BOTTOM OF WELL DEPTH (ft. BGS)	25.5	59.9	95.5
BOTTOM OF FILTER PACK (ft. BGS)	27.0	62.0	96.0

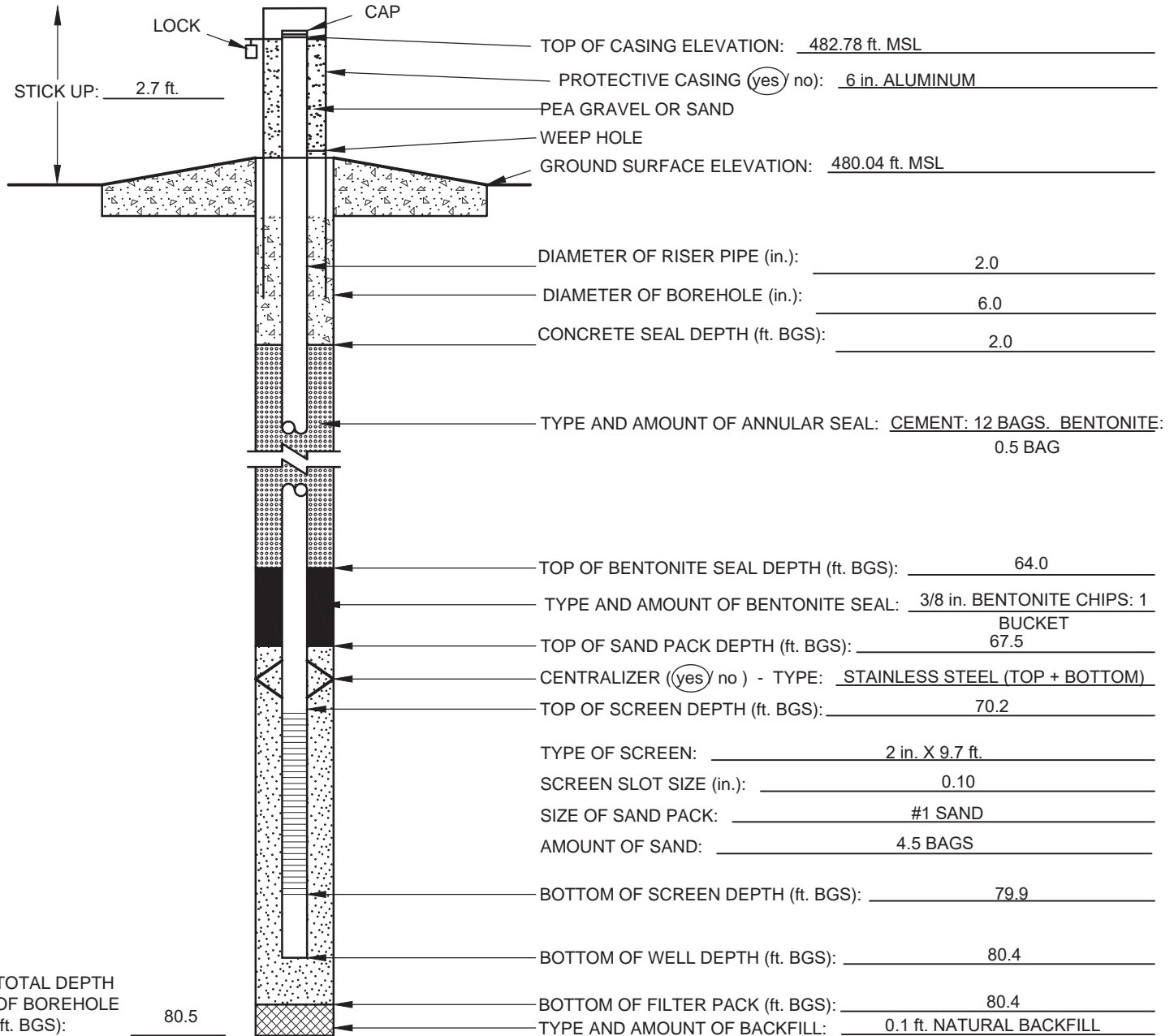
ADDITIONAL NOTES: TYPE AND LENGTH OF SCREEN: 3 OF 1 in. X 4.7 ft. SCHEDULE 40 PVC. 0.010 in. SCREEN SLOT SIZE
 FILTER PACK TYPE: #1 SAND. ft. MSL = FEET ABOVE MEAN SEA LEVEL. ft. BGS = FEET BELOW GROUND SURFACE. ft. BTOC = FEET BELOW TOP OF CASING. in. - INCHES. HORIZONTAL DATUM: STATE PLANE COORDINATES NAD83 US SURVEY FEET (2000) MISSOURI EAST ZONE. VERTICAL DATUM: NAVD88. WELL SURVEYED BY ZAHNER AND ASSOCIATES, INC ON JULY 2, 2018. BAGS OF SAND ARE 50 LBS EACH. BENTONITE PELLETS ARE MEASURED BY 5 GALLON BUCKETS. 825 GALLONS OF H2O USED DURING DRILLING.

CHECKED BY: J. PEREZ
 DATE CHECKED: 10/09/18
 PREPARED BY: L. SWINDLE



ABOVE GROUND MONITORING WELL CONSTRUCTION LOG UMW-10D (AM-1D)

PROJECT NAME: AMEREN NATURE AND EXTENT		PROJECT NUMBER: 1531406.00011
SITE NAME: LABADIE ENERGY CENTER		LOCATION: UMW-10D (AM-1D)
CLIENT: AMEREN MISSOURI		SURFACE ELEVATION: 480.04 ft. MSL
GEOLOGIST: J. INGRAM	NORTHING: 995298.6	EASTING: 723827.3
DRILLER: M. PATRICK	STATIC WATER LEVEL: 24.28	COMPLETION DATE: 05/31/2018
DRILLING COMPANY: M&W DRILLING		DRILLING METHODS: SONIC



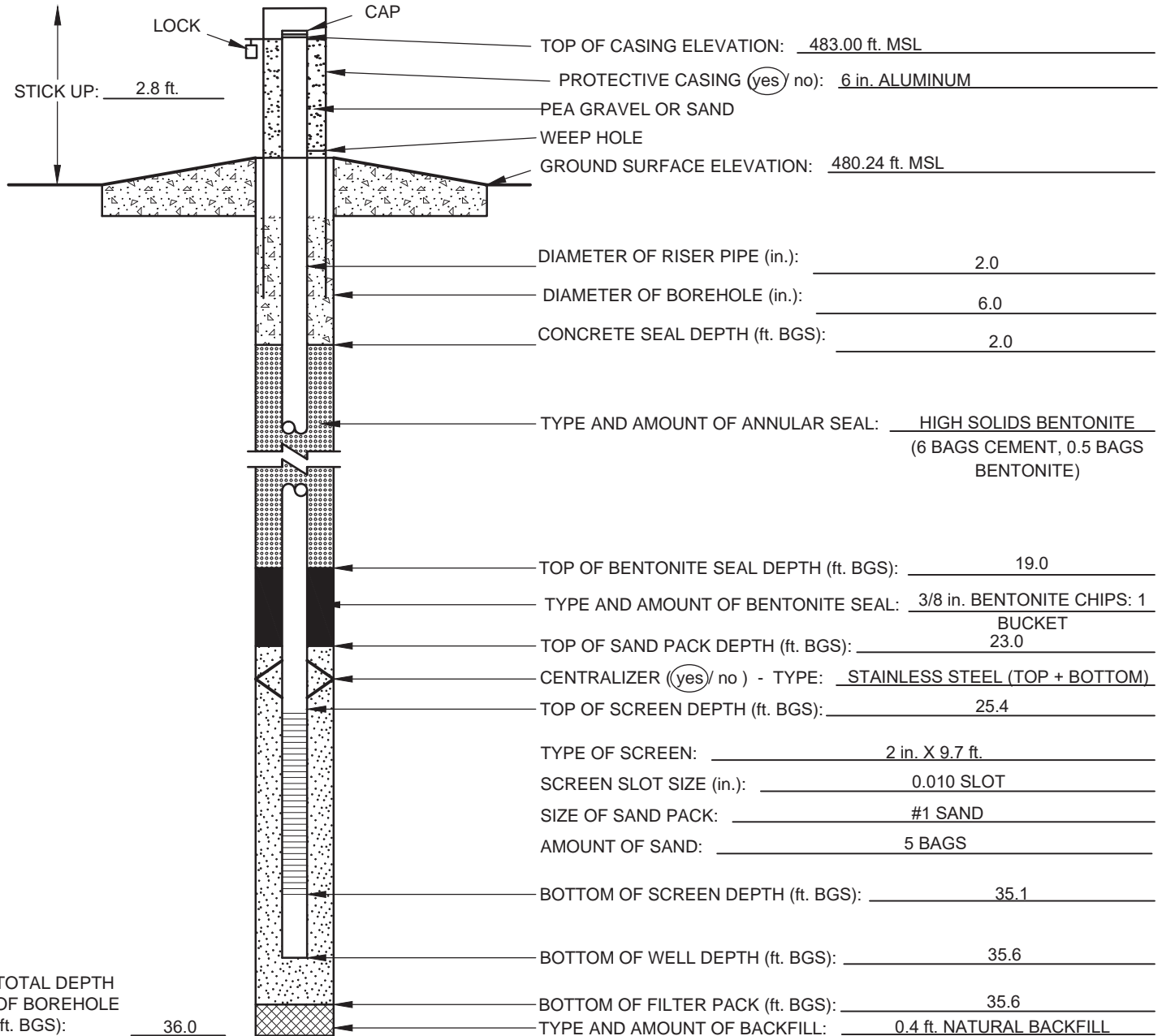
ADDITIONAL NOTES: ft. BGS = FEET BELOW GROUND SURFACE, ft. MSL = FEET ABOVE MEAN SEA LEVEL, in. = INCHES. 275 GALLONS OF H2O USED DURING DRILLING. 2 CENTRALIZERS AT TOP AND BOTTOM OF SCREEN. HORIZONTAL DATUM: STATE PLANE COORDINATES NAD83 US SURVEY FEET (2000) MISSOURI EAST ZONE. VERTICAL DATUM: NAVD88. WELL SURVEYED BY ZAHNER AND ASSOCIATES, INC ON JULY 2, 2018. ft. BTOC = FEET BELOW TOP OF CASING. SAND AND BENTONITE BAGS WEIGH 50 LBS EACH. BENTONITE CHIPS USED IN SEAL ARE MEASURED BY 5 GALLON BUCKETS.

CHECKED BY: J. PEREZ
 DATE CHECKED: 10/09/18
 PREPARED BY: L. SWINDLE



ABOVE GROUND MONITORING WELL CONSTRUCTION LOG UMW-10S (AM-1S)

PROJECT NAME: AMEREN NATURE AND EXTENT		PROJECT NUMBER: 1531406.00011
SITE NAME: LABADIE ENERGY CENTER		LOCATION: UMW-10S (AM-1S)
CLIENT: AMEREN MISSOURI		SURFACE ELEVATION: 480.24 ft. MSL
GEOLOGIST: R. FELDMANN	NORTHING: 995288.1	EASTING: 723817.1
DRILLER: M. PATRICK	STATIC WATER LEVEL: 24.55	COMPLETION DATE: 05/31/2018
DRILLING COMPANY: M&W DRILLING		DRILLING METHODS: SONIC



ADDITIONAL NOTES: ft. BGS = FEET BELOW GROUND SURFACE, ft. MSL = FEET ABOVE MEAN SEA LEVEL, in. = INCHES. 125 GALLONS OF H₂O USED DURING DRILLING. 2 CENTRALIZERS AT TOP AND BOTTOM OF SCREEN. HORIZONTAL DATUM: STATE PLANE COORDINATES NAD83 US SURVEY FEET (2000) MISSOURI EAST ZONE. VERTICAL DATUM: NAVD88. WELL SURVEYED BY ZAHNER AND ASSOCIATES, INC ON JULY 2, 2018. ft. BTOC = FEET BELOW TOP OF CASING. SAND AND BENTONITE BAGS WEIGH 50 LBS EACH. BENTONITE CHIPS USED IN SEAL ARE MEASURED BY 5 GALLON BUCKETS.

CHECKED BY: J. PEREZ

DATE CHECKED: 10/09/18

PREPARED BY: L. SWINDLE

APPENDIX B

Laboratory Analytical Data

January 16, 2018

Mark Haddock
Golder Associates
820 S. Main St
Suite 100
Saint Charles, MO 63301

RE: Project: AMEREN LABADIE ENERGY CTR-BOTT
Pace Project No.: 60261613

Dear Mark Haddock:

Enclosed are the analytical results for sample(s) received by the laboratory on January 06, 2018. The results relate only to the samples included in this report. Results reported herein conform to the most current, applicable TNI/NELAC standards and the laboratory's Quality Assurance Manual, where applicable, unless otherwise noted in the body of the report.

REV-1, 1/16/18: Chloride and Sulfate added to L-UMW-2D

If you have any questions concerning this report, please feel free to contact me.

Sincerely,



Jamie Church
jamie.church@pacelabs.com
314-838-7223
Project Manager

Enclosures

cc: Ryan Feldmann, Golder
Jeffrey Ingram, Golder Associates
John Suozzi, Golder Associates



REPORT OF LABORATORY ANALYSIS

This report shall not be reproduced, except in full,
without the written consent of Pace Analytical Services, LLC.

CERTIFICATIONS

Project: AMEREN LABADIE ENERGY CTR-BOTT

Pace Project No.: 60261613

Kansas Certification IDs

9608 Loiret Boulevard, Lenexa, KS 66219

WY STR Certification #: 2456.01

Arkansas Certification #: 17-016-0

Illinois Certification #: 200030

Iowa Certification #: 118

Kansas/NELAP Certification #: E-10116

Louisiana Certification #: 03055

Nevada Certification #: KS000212018-1

Oklahoma Certification #: 9205/9935

Texas Certification #: T104704407

Utah Certification #: KS00021

Kansas Field Laboratory Accreditation: # E-92587

Missouri Certification: 10070

REPORT OF LABORATORY ANALYSIS

This report shall not be reproduced, except in full,
without the written consent of Pace Analytical Services, LLC.

SAMPLE SUMMARY

Project: AMEREN LABADIE ENERGY CTR-BOTT

Pace Project No.: 60261613

Lab ID	Sample ID	Matrix	Date Collected	Date Received
60261613001	L-UMW-1D	Water	01/05/18 10:50	01/06/18 03:45
60261613002	L-UMW-2D	Water	01/04/18 15:25	01/06/18 03:45
60261613003	L-UMW-3D	Water	01/05/18 14:35	01/06/18 03:45
60261613004	L-UMW-4D	Water	01/05/18 12:00	01/06/18 03:45
60261613005	L-UMW-5D	Water	01/05/18 11:05	01/06/18 03:45
60261613006	L-UMW-6D	Water	01/05/18 09:15	01/06/18 03:45
60261613007	L-UMW-7D	Water	01/04/18 11:20	01/06/18 03:45
60261613008	L-UMW-8D	Water	01/04/18 10:10	01/06/18 03:45
60261613009	L-UMW-9D	Water	01/04/18 19:10	01/06/18 03:45
60261613010	L-UMW-DUP-1	Water	01/04/18 10:10	01/06/18 03:45
60261613011	L-UMW-FB-1	Water	01/05/18 08:52	01/06/18 03:45

REPORT OF LABORATORY ANALYSIS

This report shall not be reproduced, except in full,
without the written consent of Pace Analytical Services, LLC.

SAMPLE ANALYTE COUNT

Project: AMEREN LABADIE ENERGY CTR-BOTT

Pace Project No.: 60261613

Lab ID	Sample ID	Method	Analysts	Analytes Reported	Laboratory
60261613001	L-UMW-1D	EPA 200.7	JGP	1	PASI-K
60261613002	L-UMW-2D	EPA 200.7	JGP	1	PASI-K
		SM 2540C	LDF	1	PASI-K
		EPA 300.0	LDB, OL	3	PASI-K
60261613003	L-UMW-3D	EPA 200.7	JGP	1	PASI-K
		SM 2540C	LDF	1	PASI-K
		EPA 300.0	OL	1	PASI-K
60261613004	L-UMW-4D	EPA 200.7	JGP	1	PASI-K
		EPA 300.0	OL	3	PASI-K
60261613005	L-UMW-5D	EPA 200.7	SMW	1	PASI-K
		EPA 300.0	OL	2	PASI-K
60261613006	L-UMW-6D	EPA 200.7	SMW	1	PASI-K
		SM 2540C	LDF	1	PASI-K
		EPA 300.0	LDB, OL	2	PASI-K
60261613007	L-UMW-7D	EPA 200.7	SMW	2	PASI-K
		SM 2540C	LDF	1	PASI-K
		EPA 300.0	OL	3	PASI-K
60261613008	L-UMW-8D	EPA 200.7	SMW	1	PASI-K
60261613009	L-UMW-9D	EPA 200.7	SMW	1	PASI-K
		EPA 300.0	OL	1	PASI-K
60261613010	L-UMW-DUP-1	EPA 200.7	SMW	1	PASI-K
		SM 2540C	LDF	1	PASI-K
		EPA 300.0	OL	3	PASI-K
60261613011	L-UMW-FB-1	EPA 200.7	SMW	2	PASI-K
		SM 2540C	LDF	1	PASI-K
		EPA 300.0	OL	3	PASI-K

REPORT OF LABORATORY ANALYSIS

This report shall not be reproduced, except in full,
without the written consent of Pace Analytical Services, LLC.

ANALYTICAL RESULTS

Project: AMEREN LABADIE ENERGY CTR-BOTT

Pace Project No.: 60261613

Sample: L-UMW-1D **Lab ID: 60261613001** Collected: 01/05/18 10:50 Received: 01/06/18 03:45 Matrix: Water

Parameters	Results	Units	PQL	MDL	DF	Prepared	Analyzed	CAS No.	Qual
200.7 Metals, Total									
Analytical Method: EPA 200.7 Preparation Method: EPA 200.7									
Boron	646	ug/L	100	3.5	1	01/08/18 12:59	01/10/18 16:10	7440-42-8	

REPORT OF LABORATORY ANALYSIS

This report shall not be reproduced, except in full,
without the written consent of Pace Analytical Services, LLC.

ANALYTICAL RESULTS

Project: AMEREN LABADIE ENERGY CTR-BOTT

Pace Project No.: 60261613

Sample: L-UMW-2D **Lab ID: 60261613002** Collected: 01/04/18 15:25 Received: 01/06/18 03:45 Matrix: Water

Parameters	Results	Units	PQL	MDL	DF	Prepared	Analyzed	CAS No.	Qual
200.7 Metals, Total		Analytical Method: EPA 200.7 Preparation Method: EPA 200.7							
Boron	2310	ug/L	100	3.5	1	01/08/18 12:59	01/10/18 16:17	7440-42-8	
2540C Total Dissolved Solids		Analytical Method: SM 2540C							
Total Dissolved Solids	641	mg/L	5.0	5.0	1		01/11/18 09:19		
300.0 IC Anions 28 Days		Analytical Method: EPA 300.0							
Chloride	55.6	mg/L	5.0	2.5	5		01/16/18 12:10	16887-00-6	
Fluoride	0.38	mg/L	0.20	0.10	1		01/09/18 12:46	16984-48-8	
Sulfate	168	mg/L	20.0	10.0	20		01/16/18 12:51	14808-79-8	

REPORT OF LABORATORY ANALYSIS

This report shall not be reproduced, except in full,
without the written consent of Pace Analytical Services, LLC.

ANALYTICAL RESULTS

Project: AMEREN LABADIE ENERGY CTR-BOTT

Pace Project No.: 60261613

Sample: L-UMW-3D **Lab ID: 60261613003** Collected: 01/05/18 14:35 Received: 01/06/18 03:45 Matrix: Water

Parameters	Results	Units	PQL	MDL	DF	Prepared	Analyzed	CAS No.	Qual
200.7 Metals, Total	Analytical Method: EPA 200.7 Preparation Method: EPA 200.7								
Boron	8960	ug/L	100	3.5	1	01/08/18 12:59	01/10/18 16:21	7440-42-8	
2540C Total Dissolved Solids	Analytical Method: SM 2540C								
Total Dissolved Solids	784	mg/L	5.0	5.0	1		01/11/18 09:20		
300.0 IC Anions 28 Days	Analytical Method: EPA 300.0								
Sulfate	474	mg/L	50.0	25.0	50		01/11/18 01:07	14808-79-8	

REPORT OF LABORATORY ANALYSIS

This report shall not be reproduced, except in full,
without the written consent of Pace Analytical Services, LLC.

ANALYTICAL RESULTS

Project: AMEREN LABADIE ENERGY CTR-BOTT

Pace Project No.: 60261613

Sample: L-UMW-4D **Lab ID: 60261613004** Collected: 01/05/18 12:00 Received: 01/06/18 03:45 Matrix: Water

Parameters	Results	Units	PQL	MDL	DF	Prepared	Analyzed	CAS No.	Qual
200.7 Metals, Total		Analytical Method: EPA 200.7 Preparation Method: EPA 200.7							
Boron	2830	ug/L	100	3.5	1	01/08/18 12:59	01/10/18 16:24	7440-42-8	
300.0 IC Anions 28 Days		Analytical Method: EPA 300.0							
Chloride	19.3	mg/L	2.0	1.0	2		01/11/18 01:21	16887-00-6	
Fluoride	0.48	mg/L	0.20	0.10	1		01/09/18 13:15	16984-48-8	
Sulfate	272	mg/L	20.0	10.0	20		01/11/18 01:35	14808-79-8	

REPORT OF LABORATORY ANALYSIS

This report shall not be reproduced, except in full,
without the written consent of Pace Analytical Services, LLC.

ANALYTICAL RESULTS

Project: AMEREN LABADIE ENERGY CTR-BOTT

Pace Project No.: 60261613

Sample: L-UMW-5D **Lab ID: 60261613005** Collected: 01/05/18 11:05 Received: 01/06/18 03:45 Matrix: Water

Parameters	Results	Units	PQL	MDL	DF	Prepared	Analyzed	CAS No.	Qual
200.7 Metals, Total		Analytical Method: EPA 200.7 Preparation Method: EPA 200.7							
Boron	5410	ug/L	100	3.5	1	01/08/18 12:59	01/11/18 11:52	7440-42-8	
300.0 IC Anions 28 Days		Analytical Method: EPA 300.0							
Chloride	19.8	mg/L	1.0	0.50	1		01/09/18 13:29	16887-00-6	
Sulfate	252	mg/L	20.0	10.0	20		01/11/18 01:49	14808-79-8	

REPORT OF LABORATORY ANALYSIS

This report shall not be reproduced, except in full,
without the written consent of Pace Analytical Services, LLC.

ANALYTICAL RESULTS

Project: AMEREN LABADIE ENERGY CTR-BOTT

Pace Project No.: 60261613

Sample: L-UMW-6D **Lab ID: 60261613006** Collected: 01/05/18 09:15 Received: 01/06/18 03:45 Matrix: Water

Parameters	Results	Units	PQL	MDL	DF	Prepared	Analyzed	CAS No.	Qual
200.7 Metals, Total	Analytical Method: EPA 200.7 Preparation Method: EPA 200.7								
Boron	15700	ug/L	100	3.5	1	01/08/18 12:59	01/11/18 11:54	7440-42-8	
2540C Total Dissolved Solids	Analytical Method: SM 2540C								
Total Dissolved Solids	678	mg/L	5.0	5.0	1		01/11/18 09:20		
300.0 IC Anions 28 Days	Analytical Method: EPA 300.0								
Chloride	21.7	mg/L	2.0	1.0	2		01/11/18 02:03	16887-00-6	
Sulfate	392	mg/L	100	50.0	100		01/12/18 09:42	14808-79-8	

REPORT OF LABORATORY ANALYSIS

This report shall not be reproduced, except in full,
without the written consent of Pace Analytical Services, LLC.

ANALYTICAL RESULTS

Project: AMEREN LABADIE ENERGY CTR-BOTT

Pace Project No.: 60261613

Sample: L-UMW-7D **Lab ID: 60261613007** Collected: 01/04/18 11:20 Received: 01/06/18 03:45 Matrix: Water

Parameters	Results	Units	PQL	MDL	DF	Prepared	Analyzed	CAS No.	Qual
200.7 Metals, Total		Analytical Method: EPA 200.7 Preparation Method: EPA 200.7							
Boron	7160	ug/L	100	3.5	1	01/08/18 12:59	01/11/18 11:56	7440-42-8	
Calcium	190000	ug/L	100	36.0	1	01/08/18 12:59	01/11/18 11:56	7440-70-2	
2540C Total Dissolved Solids		Analytical Method: SM 2540C							
Total Dissolved Solids	949	mg/L	5.0	5.0	1		01/11/18 09:21		
300.0 IC Anions 28 Days		Analytical Method: EPA 300.0							
Chloride	13.8	mg/L	1.0	0.50	1		01/10/18 18:10	16887-00-6	
Fluoride	0.37	mg/L	0.20	0.10	1		01/10/18 18:10	16984-48-8	
Sulfate	436	mg/L	50.0	25.0	50		01/10/18 19:20	14808-79-8	

REPORT OF LABORATORY ANALYSIS

This report shall not be reproduced, except in full,
without the written consent of Pace Analytical Services, LLC.

ANALYTICAL RESULTS

Project: AMEREN LABADIE ENERGY CTR-BOTT

Pace Project No.: 60261613

Sample: L-UMW-8D **Lab ID: 60261613008** Collected: 01/04/18 10:10 Received: 01/06/18 03:45 Matrix: Water

Parameters	Results	Units	PQL	MDL	DF	Prepared	Analyzed	CAS No.	Qual
200.7 Metals, Total									
Analytical Method: EPA 200.7 Preparation Method: EPA 200.7									
Boron	535	ug/L	100	3.5	1	01/08/18 12:59	01/11/18 12:03	7440-42-8	

REPORT OF LABORATORY ANALYSIS

This report shall not be reproduced, except in full,
without the written consent of Pace Analytical Services, LLC.

ANALYTICAL RESULTS

Project: AMEREN LABADIE ENERGY CTR-BOTT

Pace Project No.: 60261613

Sample: L-UMW-9D **Lab ID: 60261613009** Collected: 01/04/18 19:10 Received: 01/06/18 03:45 Matrix: Water

Parameters	Results	Units	PQL	MDL	DF	Prepared	Analyzed	CAS No.	Qual
200.7 Metals, Total	Analytical Method: EPA 200.7 Preparation Method: EPA 200.7								
Boron	111	ug/L	100	3.5	1	01/08/18 12:59	01/11/18 12:05	7440-42-8	
300.0 IC Anions 28 Days	Analytical Method: EPA 300.0								
Chloride	19.9	mg/L	2.0	1.0	2		01/10/18 20:01	16887-00-6	

REPORT OF LABORATORY ANALYSIS

This report shall not be reproduced, except in full,
without the written consent of Pace Analytical Services, LLC.

ANALYTICAL RESULTS

Project: AMEREN LABADIE ENERGY CTR-BOTT

Pace Project No.: 60261613

Sample: L-UMW-DUP-1 **Lab ID: 60261613010** Collected: 01/04/18 10:10 Received: 01/06/18 03:45 Matrix: Water

Parameters	Results	Units	PQL	MDL	DF	Prepared	Analyzed	CAS No.	Qual
200.7 Metals, Total	Analytical Method: EPA 200.7 Preparation Method: EPA 200.7								
Boron	2450	ug/L	100	3.5	1	01/08/18 12:59	01/11/18 12:08	7440-42-8	
2540C Total Dissolved Solids	Analytical Method: SM 2540C								
Total Dissolved Solids	639	mg/L	5.0	5.0	1		01/11/18 09:22		
300.0 IC Anions 28 Days	Analytical Method: EPA 300.0								
Chloride	55.7	mg/L	5.0	2.5	5		01/10/18 20:29	16887-00-6	
Fluoride	0.37	mg/L	0.20	0.10	1		01/10/18 20:15	16984-48-8	
Sulfate	175	mg/L	20.0	10.0	20		01/10/18 20:43	14808-79-8	

REPORT OF LABORATORY ANALYSIS

This report shall not be reproduced, except in full,
without the written consent of Pace Analytical Services, LLC.

ANALYTICAL RESULTS

Project: AMEREN LABADIE ENERGY CTR-BOTT

Pace Project No.: 60261613

Sample: L-UMW-FB-1 **Lab ID: 60261613011** Collected: 01/05/18 08:52 Received: 01/06/18 03:45 Matrix: Water

Parameters	Results	Units	PQL	MDL	DF	Prepared	Analyzed	CAS No.	Qual
200.7 Metals, Total		Analytical Method: EPA 200.7 Preparation Method: EPA 200.7							
Boron	9.1J	ug/L	100	3.5	1	01/08/18 12:59	01/11/18 12:10	7440-42-8	B
Calcium	<36.0	ug/L	100	36.0	1	01/08/18 12:59	01/11/18 12:10	7440-70-2	
2540C Total Dissolved Solids		Analytical Method: SM 2540C							
Total Dissolved Solids	<5.0	mg/L	5.0	5.0	1		01/11/18 09:22		
300.0 IC Anions 28 Days		Analytical Method: EPA 300.0							
Chloride	0.64J	mg/L	1.0	0.50	1		01/10/18 20:57	16887-00-6	
Fluoride	<0.10	mg/L	0.20	0.10	1		01/10/18 20:57	16984-48-8	
Sulfate	<0.50	mg/L	1.0	0.50	1		01/10/18 20:57	14808-79-8	

REPORT OF LABORATORY ANALYSIS

This report shall not be reproduced, except in full,
without the written consent of Pace Analytical Services, LLC.

QUALITY CONTROL DATA

Project: AMEREN LABADIE ENERGY CTR-BOTT

Pace Project No.: 60261613

QC Batch:	509842	Analysis Method:	EPA 200.7
QC Batch Method:	EPA 200.7	Analysis Description:	200.7 Metals, Total
Associated Lab Samples:	60261613001, 60261613002, 60261613003, 60261613004, 60261613005, 60261613006, 60261613007, 60261613008, 60261613009, 60261613010, 60261613011		

METHOD BLANK:	2088174	Matrix:	Water
Associated Lab Samples:	60261613001, 60261613002, 60261613003, 60261613004, 60261613005, 60261613006, 60261613007, 60261613008, 60261613009, 60261613010, 60261613011		

Parameter	Units	Blank Result	Reporting Limit	MDL	Analyzed	Qualifiers
Boron	ug/L	8.8J	100	3.5	01/10/18 16:06	
Calcium	ug/L	<36.0	100	36.0	01/10/18 16:06	

LABORATORY CONTROL SAMPLE: 2088175						
Parameter	Units	Spike Conc.	LCS Result	LCS % Rec	% Rec Limits	Qualifiers
Boron	ug/L	1000	992	99	85-115	
Calcium	ug/L	10000	10900	109	85-115	

MATRIX SPIKE SAMPLE: 2088176							
Parameter	Units	60261613001 Result	Spike Conc.	MS Result	MS % Rec	% Rec Limits	Qualifiers
Boron	ug/L	646	1000	1670	103	70-130	
Calcium	ug/L	151000	10000	164000	132	70-130 M1	

MATRIX SPIKE & MATRIX SPIKE DUPLICATE: 2088177										2088178		
Parameter	Units	60261613007 Result	MS Spike Conc.	MSD Spike Conc.	MS Result	MSD Result	MS % Rec	MSD % Rec	% Rec Limits	RPD	Max RPD	Qual
Boron	ug/L	7160	1000	1000	8100	8140	94	98	70-130	0	20	
Calcium	ug/L	190000	10000	10000	197000	202000	70	115	70-130	2	20	

Results presented on this page are in the units indicated by the "Units" column except where an alternate unit is presented to the right of the result.

REPORT OF LABORATORY ANALYSIS

This report shall not be reproduced, except in full, without the written consent of Pace Analytical Services, LLC.

QUALITY CONTROL DATA

Project: AMEREN LABADIE ENERGY CTR-BOTT

Pace Project No.: 60261613

QC Batch: 510170

Analysis Method: SM 2540C

QC Batch Method: SM 2540C

Analysis Description: 2540C Total Dissolved Solids

Associated Lab Samples: 60261613002, 60261613003, 60261613006, 60261613007, 60261613010, 60261613011

METHOD BLANK: 2089188

Matrix: Water

Associated Lab Samples: 60261613002, 60261613003, 60261613006, 60261613007, 60261613010, 60261613011

Parameter	Units	Blank Result	Reporting Limit	MDL	Analyzed	Qualifiers
Total Dissolved Solids	mg/L	<5.0	5.0	5.0	01/11/18 09:17	

LABORATORY CONTROL SAMPLE: 2089189

Parameter	Units	Spike Conc.	LCS Result	LCS % Rec	% Rec Limits	Qualifiers
Total Dissolved Solids	mg/L	1000	961	96	80-120	

SAMPLE DUPLICATE: 2089190

Parameter	Units	60261611002 Result	Dup Result	RPD	Max RPD	Qualifiers
Total Dissolved Solids	mg/L	445	442	1	10	

SAMPLE DUPLICATE: 2089191

Parameter	Units	60261613007 Result	Dup Result	RPD	Max RPD	Qualifiers
Total Dissolved Solids	mg/L	949	940	1	10	

SAMPLE DUPLICATE: 2089192

Parameter	Units	60261738002 Result	Dup Result	RPD	Max RPD	Qualifiers
Total Dissolved Solids	mg/L	1170	1200	2	10	

Results presented on this page are in the units indicated by the "Units" column except where an alternate unit is presented to the right of the result.

REPORT OF LABORATORY ANALYSIS

This report shall not be reproduced, except in full,
without the written consent of Pace Analytical Services, LLC.

QUALITY CONTROL DATA

Project: AMEREN LABADIE ENERGY CTR-BOTT

Pace Project No.: 60261613

QC Batch: 509912 Analysis Method: EPA 300.0

QC Batch Method: EPA 300.0 Analysis Description: 300.0 IC Anions

Associated Lab Samples: 60261613002, 60261613004, 60261613005

METHOD BLANK: 2088428 Matrix: Water

Associated Lab Samples: 60261613002, 60261613004, 60261613005

Parameter	Units	Blank Result	Reporting Limit	MDL	Analyzed	Qualifiers
Chloride	mg/L	<0.50	1.0	0.50	01/09/18 09:42	
Fluoride	mg/L	<0.10	0.20	0.10	01/09/18 09:42	

LABORATORY CONTROL SAMPLE: 2088429

Parameter	Units	Spike Conc.	LCS Result	LCS % Rec	% Rec Limits	Qualifiers
Chloride	mg/L	5	5.1	101	90-110	
Fluoride	mg/L	2.5	2.5	101	90-110	

MATRIX SPIKE & MATRIX SPIKE DUPLICATE: 2088430 2088431

Parameter	Units	60261611002		2088431		MS % Rec	MSD % Rec	% Rec Limits	RPD	Max RPD	Qual	
		Result	MS Spike Conc.	MSD Spike Conc.	MS Result							MSD Result
Fluoride	mg/L	0.21	2.5	2.5	3.1	3.2	114	118	80-120	3	15	

Results presented on this page are in the units indicated by the "Units" column except where an alternate unit is presented to the right of the result.

REPORT OF LABORATORY ANALYSIS

This report shall not be reproduced, except in full,
without the written consent of Pace Analytical Services, LLC.

QUALITY CONTROL DATA

Project: AMEREN LABADIE ENERGY CTR-BOTT

Pace Project No.: 60261613

QC Batch: 510148 Analysis Method: EPA 300.0
 QC Batch Method: EPA 300.0 Analysis Description: 300.0 IC Anions
 Associated Lab Samples: 60261613003, 60261613004, 60261613005, 60261613006, 60261613007, 60261613009, 60261613010, 60261613011

METHOD BLANK: 2089068 Matrix: Water
 Associated Lab Samples: 60261613003, 60261613004, 60261613005, 60261613006, 60261613007, 60261613009, 60261613010, 60261613011

Parameter	Units	Blank Result	Reporting Limit	MDL	Analyzed	Qualifiers
Chloride	mg/L	<0.50	1.0	0.50	01/10/18 17:42	
Fluoride	mg/L	<0.10	0.20	0.10	01/10/18 17:42	
Sulfate	mg/L	<0.50	1.0	0.50	01/10/18 17:42	

LABORATORY CONTROL SAMPLE: 2089069

Parameter	Units	Spike Conc.	LCS Result	LCS % Rec	% Rec Limits	Qualifiers
Chloride	mg/L	5	5.1	102	90-110	
Fluoride	mg/L	2.5	2.5	101	90-110	
Sulfate	mg/L	5	5.3	105	90-110	

MATRIX SPIKE & MATRIX SPIKE DUPLICATE: 2089070 2089071

Parameter	Units	60261613007		2089071		MS % Rec	MSD % Rec	% Rec Limits	RPD	Max RPD	Qual
		MS Spike Conc.	MSD Spike Conc.	MS Result	MSD Result						
Chloride	mg/L	13.8	5	5	19.8	19.8	120	119	80-120	0	15
Fluoride	mg/L	0.37	2.5	2.5	3.0	3.0	105	104	80-120	1	15
Sulfate	mg/L	436	250	250	713	718	111	113	80-120	1	15

MATRIX SPIKE SAMPLE: 2089072

Parameter	Units	60261611002 Result	Spike Conc.	MS Result	MS % Rec	% Rec Limits	Qualifiers
Chloride	mg/L	20.5	10	32.1	116	80-120	
Sulfate	mg/L	249	100	368	119	80-120	

Results presented on this page are in the units indicated by the "Units" column except where an alternate unit is presented to the right of the result.

REPORT OF LABORATORY ANALYSIS

This report shall not be reproduced, except in full, without the written consent of Pace Analytical Services, LLC.

QUALITY CONTROL DATA

Project: AMEREN LABADIE ENERGY CTR-BOTT

Pace Project No.: 60261613

QC Batch: 510259	Analysis Method: EPA 300.0
QC Batch Method: EPA 300.0	Analysis Description: 300.0 IC Anions
Associated Lab Samples: 60261613006	

METHOD BLANK: 2089535 Matrix: Water
Associated Lab Samples: 60261613006

Parameter	Units	Blank Result	Reporting Limit	MDL	Analyzed	Qualifiers
Sulfate	mg/L	<0.50	1.0	0.50	01/11/18 13:04	

LABORATORY CONTROL SAMPLE: 2089536

Parameter	Units	Spike Conc.	LCS Result	LCS % Rec	% Rec Limits	Qualifiers
Sulfate	mg/L	5	5.4	108	90-110	

MATRIX SPIKE & MATRIX SPIKE DUPLICATE: 2089537 2089538

Parameter	Units	60261738002 Result	MS		MSD		MS % Rec	MSD % Rec	% Rec Limits	RPD	Max RPD	Qual
			Spike Conc.	MSD Spike Conc.	MS Result	MSD Result						
Sulfate	mg/L	691	500	500	1230	1230	108	108	80-120	0	15	

MATRIX SPIKE SAMPLE: 2089539

Parameter	Units	60261746008 Result	Spike Conc.	MS Result	MS % Rec	% Rec Limits	Qualifiers
Sulfate	mg/L	441	250	715	110	80-120	

Results presented on this page are in the units indicated by the "Units" column except where an alternate unit is presented to the right of the result.

REPORT OF LABORATORY ANALYSIS

This report shall not be reproduced, except in full,
without the written consent of Pace Analytical Services, LLC.

QUALITY CONTROL DATA

Project: AMEREN LABADIE ENERGY CTR-BOTT

Pace Project No.: 60261613

QC Batch:	510539	Analysis Method:	EPA 300.0
QC Batch Method:	EPA 300.0	Analysis Description:	300.0 IC Anions
Associated Lab Samples:	60261613002		

METHOD BLANK: 2091060 Matrix: Water
Associated Lab Samples: 60261613002

Parameter	Units	Blank Result	Reporting Limit	MDL	Analyzed	Qualifiers
Chloride	mg/L	<0.50	1.0	0.50	01/16/18 11:42	
Sulfate	mg/L	<0.50	1.0	0.50	01/16/18 11:42	

LABORATORY CONTROL SAMPLE: 2091061

Parameter	Units	Spike Conc.	LCS Result	LCS % Rec	% Rec Limits	Qualifiers
Chloride	mg/L	5	4.9	98	90-110	
Sulfate	mg/L	5	5.0	101	90-110	

MATRIX SPIKE & MATRIX SPIKE DUPLICATE: 2091062 2091063

Parameter	Units	60261613002		2091063		MS % Rec	MSD % Rec	% Rec Limits	RPD	Max RPD	Qual
		MS Spike Conc.	MSD Spike Conc.	MS Result	MSD Result						
Chloride	mg/L	55.6	25	25	83.5	83.9	112	113	80-120	0	15
Sulfate	mg/L	168	100	100	274	272	107	104	80-120	1	15

Results presented on this page are in the units indicated by the "Units" column except where an alternate unit is presented to the right of the result.

REPORT OF LABORATORY ANALYSIS

This report shall not be reproduced, except in full,
without the written consent of Pace Analytical Services, LLC.

QUALIFIERS

Project: AMEREN LABADIE ENERGY CTR-BOTT

Pace Project No.: 60261613

DEFINITIONS

DF - Dilution Factor, if reported, represents the factor applied to the reported data due to dilution of the sample aliquot.

ND - Not Detected at or above adjusted reporting limit.

TNTC - Too Numerous To Count

J - Estimated concentration above the adjusted method detection limit and below the adjusted reporting limit.

MDL - Adjusted Method Detection Limit.

PQL - Practical Quantitation Limit.

RL - Reporting Limit.

S - Surrogate

1,2-Diphenylhydrazine decomposes to and cannot be separated from Azobenzene using Method 8270. The result for each analyte is a combined concentration.

Consistent with EPA guidelines, unrounded data are displayed and have been used to calculate % recovery and RPD values.

LCS(D) - Laboratory Control Sample (Duplicate)

MS(D) - Matrix Spike (Duplicate)

DUP - Sample Duplicate

RPD - Relative Percent Difference

NC - Not Calculable.

SG - Silica Gel - Clean-Up

U - Indicates the compound was analyzed for, but not detected.

N-Nitrosodiphenylamine decomposes and cannot be separated from Diphenylamine using Method 8270. The result reported for each analyte is a combined concentration.

Pace Analytical is TNI accredited. Contact your Pace PM for the current list of accredited analytes.

TNI - The NELAC Institute.

LABORATORIES

PASI-K Pace Analytical Services - Kansas City

ANALYTE QUALIFIERS

B Analyte was detected in the associated method blank.

M1 Matrix spike recovery exceeded QC limits. Batch accepted based on laboratory control sample (LCS) recovery.

REPORT OF LABORATORY ANALYSIS

This report shall not be reproduced, except in full,
without the written consent of Pace Analytical Services, LLC.

QUALITY CONTROL DATA CROSS REFERENCE TABLE

Project: AMEREN LABADIE ENERGY CTR-BOTT

Pace Project No.: 60261613

Lab ID	Sample ID	QC Batch Method	QC Batch	Analytical Method	Analytical Batch
60261613001	L-UMW-1D	EPA 200.7	509842	EPA 200.7	509901
60261613002	L-UMW-2D	EPA 200.7	509842	EPA 200.7	509901
60261613003	L-UMW-3D	EPA 200.7	509842	EPA 200.7	509901
60261613004	L-UMW-4D	EPA 200.7	509842	EPA 200.7	509901
60261613005	L-UMW-5D	EPA 200.7	509842	EPA 200.7	509901
60261613006	L-UMW-6D	EPA 200.7	509842	EPA 200.7	509901
60261613007	L-UMW-7D	EPA 200.7	509842	EPA 200.7	509901
60261613008	L-UMW-8D	EPA 200.7	509842	EPA 200.7	509901
60261613009	L-UMW-9D	EPA 200.7	509842	EPA 200.7	509901
60261613010	L-UMW-DUP-1	EPA 200.7	509842	EPA 200.7	509901
60261613011	L-UMW-FB-1	EPA 200.7	509842	EPA 200.7	509901
60261613002	L-UMW-2D	SM 2540C	510170		
60261613003	L-UMW-3D	SM 2540C	510170		
60261613006	L-UMW-6D	SM 2540C	510170		
60261613007	L-UMW-7D	SM 2540C	510170		
60261613010	L-UMW-DUP-1	SM 2540C	510170		
60261613011	L-UMW-FB-1	SM 2540C	510170		
60261613002	L-UMW-2D	EPA 300.0	509912		
60261613002	L-UMW-2D	EPA 300.0	510539		
60261613003	L-UMW-3D	EPA 300.0	510148		
60261613004	L-UMW-4D	EPA 300.0	509912		
60261613004	L-UMW-4D	EPA 300.0	510148		
60261613005	L-UMW-5D	EPA 300.0	509912		
60261613005	L-UMW-5D	EPA 300.0	510148		
60261613006	L-UMW-6D	EPA 300.0	510148		
60261613006	L-UMW-6D	EPA 300.0	510259		
60261613007	L-UMW-7D	EPA 300.0	510148		
60261613009	L-UMW-9D	EPA 300.0	510148		
60261613010	L-UMW-DUP-1	EPA 300.0	510148		
60261613011	L-UMW-FB-1	EPA 300.0	510148		

REPORT OF LABORATORY ANALYSIS

This report shall not be reproduced, except in full,
without the written consent of Pace Analytical Services, LLC.



Sample Condition Upon Receipt

WO#: 60261613
Barcode: 60261613

Client Name: Golder Associates

Courier: FedEx [] UPS [] VIA [] Clay [] PEX [] ECI [] Pace [] Xroads [x] Client [] Other []

Tracking #: Pace Shipping Label Used? Yes [] No [x]

Custody Seal on Cooler/Box Present: Yes [x] No [] Seals intact: Yes [x] No []

Packing Material: Bubble Wrap [] Bubble Bags [] Foam [] None [x] Other []

Thermometer Used: T-266 T-239 Type of Ice: Wet Blue None

Cooler Temperature (°C): As-read 1.5/2.3 Corr. Factor CF 0.0 CF +0.2 Corrected 1.5/2.3

Date and initials of person examining contents: JLS RH VGB

Temperature should be above freezing to 6°C

Table with 3 columns: Question, Yes/No/N/A checkboxes, and handwritten notes. Rows include Chain of Custody, Samples arrived, Short Hold Time, Rush Turn Around Time (5 day), Sufficient volume, Containers used, Containers intact, Unpreserved soils, Filtered volume, Sample labels, Multiple phases, pH preservation, Cyanide water checks, Lead acetate strip, Potassium iodide test strip, Trip Blank, Headspace, USDA Regulated Area, and Additional labels.

Client Notification/ Resolution: Copy COC to Client? Y / N Field Data Required? Y / N

Person Contacted: Date/Time:

Comments/ Resolution:

Project Manager Review: Jami Chok Date: 1/8/18



CHAIN-OF-CUSTODY / Analytical Request Document

The Chain-of-Custody is a LEGAL DOCUMENT. All relevant fields must be completed accurately.

Page: 1 of 2

Section A Required Client Information:		Section B Required Project Information:		Section C Invoice Information:	
Company:	Goldier Associates	Report To:	Mark Haddock (mhaddock@golder.com)	Attention:	
Address:	820 South Main Street, Suite 100	Copy To:	Jeffrey Ingram	Company Name:	
Email To:	maddock@golder.com	Ryan - Federmann@golder.com		Address:	
Phone:	636-724-9191 Fax: 636-724-9323	Project Name:	Amolen Labadie Energy Center	Pace Quote Reference:	
Requested Due Date/TAT:	5 Day TAT	Pace Project Manager:	Jamie Church	Pace Profile #:	9285
REGULATORY AGENCY		Site Location		MO	
<input type="checkbox"/> NPDES <input checked="" type="checkbox"/> GROUND WATER <input type="checkbox"/> DRINKING WATER		<input type="checkbox"/> UST <input type="checkbox"/> RCRA			

ITEM #	Valid Matrix Codes MATRIX CODE DRINKING WATER: DW WASTE WATER: WW PRODUCT: P SOILSOLID: SL OIL: OL WIP: WP AR: AR OT: OT ITS: ITS	COLLECTED		SAMPLE TYPE (G=GRAB C=COMP)	MATRIX CODE (see valid codes to left)	# OF CONTAINERS	PRESERVATIVES		Requested Analysis Filtered (Y/N)	Residual Chlorine (Y/N)	Pace Project No./ Lab I.D.
		COMPOSITE START	COMPOSITE END/GRAB				DATE	TIME			
1	L-UMW-1D			G	WT	2	H ₂ SO ₄		N		BP2N, BP2U
2	L-UMW-2D			G	WT	1	HNO ₃		N		
3	L-UMW-3D			G	WT	1	HCl		N		
4	L-UMW-4D			G	WT	1	NaOH		N		
5	L-UMW-5D			G	WT	1	Na ₂ S ₂ O ₈		N		
6	L-UMW-6D			G	WT	1	Unpreserved		N		
7	L-UMW-7D			G	WT	1	H ₂ SO ₄		N		
8	L-UMW-7D-MS			G	WT	1	HNO ₃		N		
9	L-UMW-7D-MSD			G	WT	1	HCl		N		
10	L-UMW-8D			G	WT	1	NaOH		N		
11	L-UMW-9D			G	WT	1	Na ₂ S ₂ O ₈		N		
12	L-UMW-DUP-1			G	WT	1	Other		N		

ADDITIONAL COMMENTS	RELINQUISHED BY / AFFILIATION	DATE	TIME	ACCEPTED BY / AFFILIATION	DATE	TIME	SAMPLE CONDITIONS
Confirm analysis w/ Jeff Ingram	Jan O'Leary	1/5/18	1630	Jan O'Leary	1/5/18	1630	Temp in °C: 1.5
	Jan O'Leary	1/5/18	1700	Jan O'Leary	1/6/18	0345	Temp in °C: 2.3
							Received on Ice (Y/N)
							Cooler (Y/N)
							Samples Intact (Y/N)

SAMPLER NAME AND SIGNATURE
 PRINT Name of SAMPLER: Bri Works
 SIGNATURE of SAMPLER: [Signature]
 DATE Signed (MM/DD/YYYY): 1/05/18



CHAIN-OF-CUSTODY / Analytical Request Document

The Chain-of-Custody is a LEGAL DOCUMENT. All relevant fields must be completed accurately.

Section A
Required Client Information:
 Company: Golder Associates
 Address: 820 South Main Street, Suite 100
 St Charles, MO 63301
 Email To: mhaddock@golder.com
 Phone: 636-724-9191 Fax: 636-724-9323
 Requested Due Date: 5 Day

Section B
Required Project Information:
 Report To: Mark Haddock (mhaddock@golder.com)
 Copy To: Jeffrey Ingram
 Ryan-Feldmann@golder.com
 Purchase Order No.: 153-1406,0001

Section C
Invoice Information:
 Attention: Jamie Church
 Company Name: MO
 Address: Bottom Ash
 Pace Project Manager: Jamie Church
 Pace Profile #: 9285

REGULATORY AGENCY
 NPDES GROUND WATER DRINKING WATER
 UST RCRA OTHER

Site Location: MO
 STATE: MO

ITEM #	Valid Matrix Codes MATRIX CODE DRINKING WATER DW WATER WT WASTE WATER WW PRODUCT P SOIL/SOLID SL OIL OL WP AR OT TS	MATRIX CODE (see valid codes to left)	COLLECTED		SAMPLE TEMP AT COLLECTION	# OF CONTAINERS	Requested Analysis Filtered (Y/N)										Residual Chlorine (Y/N)	Pace Project No./ Lab I.D.						
			COMPOSITE START	COMPOSITE END/GRAB			DATE	TIME	Y	N	Y	N	Y	N	Y	N			Y	N	Y	N		
1	L-GMW-FB-1	WT	G	11/05/18	0852	2	Unpreserved	H ₂ SO ₄	HNO ₃	HCl	NaOH	Na ₂ S ₂ O ₃	Methanol	Other	Boron	Calcium	Chloride	Fluoride	Sulfate	TDS	60116613	BFSM, BSM		
2		WT	G																					
3		WT	G																					
4		WT	G																					
5		WT	G																					
6		WT	G																					
7		WT	G																					
8		WT	G																					
9		WT	G																					
10		WT	G																					
11		WT	G																					
12		WT	G																					

ADDITIONAL COMMENTS
 Confirm analysis w/ Ryan-Feldmann
 Jeff Ingram

RELINQUISHED BY / AFFILIATION
 DATE: 11/05/18
 TIME: 1630
 SIGNATURE: [Signature]

ACCEPTED BY / AFFILIATION
 DATE: 11/18/18
 TIME: 0845
 SIGNATURE: [Signature]

SAMPLE CONDITIONS
 Received on Ice (Y/N): Y
 Cooled Sealed (Y/N): Y
 Samples Intact (Y/N): Y

Temp in °C
1.5
23

SAMPLER NAME AND SIGNATURE
 PRINT Name of SAMPLER: Ben Marks
 SIGNATURE of SAMPLER: [Signature]

DATE Signed (MM/DD/YYYY): 11/05/18

MEMORANDUM**DATE** January 10, 2019**Project No.** 1531406**TO** Project File
Golder Associates**CC****FROM** Tommy Goodwin**EMAIL** tgoodwin@golder.com**DATA VALIDATION SUMMARY: AMEREN – LABADIE ENERGY CENTER – VERIFICATION SAMPLING – DATA PACKAGE 60261613**

The following is a summary of instances where quality control criteria in the functional guidelines were not met and data qualification was required:

- When analytes exceeded the recovery criteria for MS/MSD of a sample, the sample result was not qualified on MS/MSD data alone.
- When a compound was detected in a sample result between the MDL and the PQL the results were recorded at the detection value and qualified as estimates (J).
- When a compound was detected in a blank (i.e. method, field, rinsate), and the sample results were greater than the MDL and less than the PQL the results were recorded at the PQL value and qualified as non-detects (U).

QA LEVEL II - INORGANIC DATA EVALUATION CHECKLIST

Company Name: Golder Associates
 Project Name: Ameren - LCPA - VS - Jan 2018
 Reviewer: T Goodwin

Project Manager: J Ingram
 Project Number: 1531406
 Validation Date: 1/10/19

Laboratory: Pace Analytical ⁽¹²⁾ SDG #: 60261613 ⁽¹²⁾
 Analytical Method (type and no.): Metals (200.7&200.8), Hg (7470), Alk (SM 23200), TDS (SM 2540C), Fe (SM 3500-Fe-874), Anions (300.0), P (305.4), Ra (399.1&304.0) ⁽¹²⁾
 Matrix: Air Soil/Sed. Water Waste
 Sample Names L-UMW-1D, L-UMW-2D, L-UMW-3D, L-UMW-4D, L-UMW-5D, L-UMW-6D, L-UMW-7D, L-UMW-8D, L-UMW-9D, L-UMW-DUAL, L-UMW-FB-1

NOTE: Please provide calculation in Comment areas or on the back (if on the back please indicate in comment areas).

Field Information	YES	NO	NA	COMMENTS
a) Sampling dates noted?	<input checked="" type="checkbox"/>	<input type="checkbox"/>	<input type="checkbox"/>	
b) Sampling team indicated?	<input checked="" type="checkbox"/>	<input type="checkbox"/>	<input type="checkbox"/>	
c) Sample location noted?	<input checked="" type="checkbox"/>	<input type="checkbox"/>	<input type="checkbox"/>	
d) Sample depth indicated (Soils)?	<input type="checkbox"/>	<input type="checkbox"/>	<input checked="" type="checkbox"/>	
e) Sample type indicated (grab/composite)?	<input checked="" type="checkbox"/>	<input type="checkbox"/>	<input type="checkbox"/>	Grab
f) Field QC noted?	<input checked="" type="checkbox"/>	<input type="checkbox"/>	<input type="checkbox"/>	
g) Field parameters collected (note types)?	<input checked="" type="checkbox"/>	<input type="checkbox"/>	<input type="checkbox"/>	pH, Cond, Turb, Temp, DO, ORP, Q, DTW
h) Field Calibration within control limits?	<input checked="" type="checkbox"/>	<input type="checkbox"/>	<input type="checkbox"/>	
i) Notations of unacceptable field conditions/performance from field logs or field notes?	<input type="checkbox"/>	<input checked="" type="checkbox"/>	<input type="checkbox"/>	
j) Does the laboratory narrative indicate deficiencies?	<input type="checkbox"/>	<input type="checkbox"/>	<input checked="" type="checkbox"/>	
Note Deficiencies: _____				

Chain-of-Custody (COC)	YES	NO	NA	COMMENTS
a) Was the COC properly completed?	<input checked="" type="checkbox"/>	<input type="checkbox"/>	<input type="checkbox"/>	
b) Was the COC signed by both field and laboratory personnel?	<input checked="" type="checkbox"/>	<input type="checkbox"/>	<input type="checkbox"/>	
c) Were samples received in good condition?	<input checked="" type="checkbox"/>	<input type="checkbox"/>	<input type="checkbox"/>	

General (reference QAPP or Method)	YES	NO	NA	COMMENTS
a) Were hold times met for sample pretreatment?	<input type="checkbox"/>	<input type="checkbox"/>	<input checked="" type="checkbox"/>	
b) Were hold times met for sample analysis?	<input type="checkbox"/>	<input type="checkbox"/>	<input type="checkbox"/>	
c) Were the correct preservatives used?	<input checked="" type="checkbox"/>	<input type="checkbox"/>	<input type="checkbox"/>	
d) Was the correct method used?	<input checked="" type="checkbox"/>	<input type="checkbox"/>	<input type="checkbox"/>	
e) Were appropriate reporting limits achieved?	<input checked="" type="checkbox"/>	<input type="checkbox"/>	<input type="checkbox"/>	
f) Were any sample dilutions noted?	<input type="checkbox"/>	<input type="checkbox"/>	<input type="checkbox"/>	
g) Were any matrix problems noted?	<input type="checkbox"/>	<input type="checkbox"/>	<input type="checkbox"/>	

QA LEVEL II - INORGANIC DATA EVALUATION CHECKLIST

Blanks	YES	NO	NA	COMMENTS
a) Were analytes detected in the method blank(s)?	<input checked="" type="checkbox"/>	<input type="checkbox"/>	<input type="checkbox"/>	<u>B(8.8),</u>
b) Were analytes detected in the field blank(s)?	<input checked="" type="checkbox"/>	<input type="checkbox"/>	<input type="checkbox"/>	<u>B(9.i), Cl⁻(0.64)</u>
c) Were analytes detected in the equipment blank(s)?	<input type="checkbox"/>	<input type="checkbox"/>	<input checked="" type="checkbox"/>	_____
d) Were analytes detected in the trip blank(s)?	<input type="checkbox"/>	<input type="checkbox"/>	<input checked="" type="checkbox"/>	_____

Laboratory Control Sample (LCS)	YES	NO	NA	COMMENTS
a) Was a LCS analyzed once per SDG?	<input checked="" type="checkbox"/>	<input type="checkbox"/>	<input type="checkbox"/>	_____
b) Were the proper analytes included in the LCS?	<input checked="" type="checkbox"/>	<input type="checkbox"/>	<input type="checkbox"/>	_____
c) Was the LCS accuracy criteria met?	<input checked="" type="checkbox"/>	<input type="checkbox"/>	<input type="checkbox"/>	_____

Duplicates	YES	NO	NA	COMMENTS
a) Were field duplicates collected (note original and duplicate sample names)?				<u>Dup-1@ L-Umw-2D</u>
	<input checked="" type="checkbox"/>	<input type="checkbox"/>	<input type="checkbox"/>	<u>FB-1@ L-Umw-6D</u>
b) Were field dup. precision criteria met (note RPD)?	<input type="checkbox"/>	<input checked="" type="checkbox"/>	<input type="checkbox"/>	_____
c) Were lab duplicates analyzed (note original and duplicate samples)?	<input checked="" type="checkbox"/>	<input type="checkbox"/>	<input type="checkbox"/>	_____
d) Were lab dup. precision criteria met (note RPD)?	<input checked="" type="checkbox"/>	<input type="checkbox"/>	<input type="checkbox"/>	_____

Blind Standards	YES	NO	NA	COMMENTS
a) Was a blind standard used (indicate name, analytes included and concentrations)?	<input type="checkbox"/>	<input type="checkbox"/>	<input checked="" type="checkbox"/>	_____
b) Was the %D within control limits?	<input type="checkbox"/>	<input type="checkbox"/>	<input checked="" type="checkbox"/>	_____

Matrix Spike/Matrix Spike Duplicate (MS/MSD)	YES	NO	NA	COMMENTS
a) Was MS accuracy criteria met?	<input type="checkbox"/>	<input checked="" type="checkbox"/>	<input type="checkbox"/>	<u>Ca</u>
Recovery could not be calculated since sample contained high concentration of analyte?	<input type="checkbox"/>	<input type="checkbox"/>	<input checked="" type="checkbox"/>	_____
b) Was MSD accuracy criteria met?	<input checked="" type="checkbox"/>	<input type="checkbox"/>	<input type="checkbox"/>	_____
Recovery could not be calculated since sample contained high concentration of analyte?	<input type="checkbox"/>	<input type="checkbox"/>	<input checked="" type="checkbox"/>	_____
c) Were MS/MSD precision criteria met?	<input checked="" type="checkbox"/>	<input type="checkbox"/>	<input type="checkbox"/>	_____

Comments/Notes:

QA LEVEL II - INORGANIC DATA EVALUATION CHECKLIST

Data Qualification:

Sample Name	Constituent(s)	Result	Qualifier	Reason
L-UMW-FB-1	Boron (B)	100	U	Method Blank; MDL < Result < PQL

Signature: Tommy S. Adams

Date: 4/10/09

May 04, 2018

Mark Haddock
Golder Associates
820 S. Main St
Suite 100
Saint Charles, MO 63301

RE: Project: AMEREN LEC ASSESSMENT
Pace Project No.: 60267849

Dear Mark Haddock:

Enclosed are the analytical results for sample(s) received by the laboratory on April 11, 2018. The results relate only to the samples included in this report. Results reported herein conform to the most current, applicable TNI/NELAC standards and the laboratory's Quality Assurance Manual, where applicable, unless otherwise noted in the body of the report.

If you have any questions concerning this report, please feel free to contact me.

Sincerely,



Jamie Church
jamie.church@pacelabs.com
314-838-7223
Project Manager

Enclosures

cc: Ryan Feldmann, Golder
Jeffrey Ingram, Golder Associates
John Suozzi, Golder Associates



REPORT OF LABORATORY ANALYSIS

This report shall not be reproduced, except in full,
without the written consent of Pace Analytical Services, LLC.

CERTIFICATIONS

Project: AMEREN LEC ASSESSMENT

Pace Project No.: 60267849

Pennsylvania Certification IDs

1638 Roseytown Rd Suites 2,3&4, Greensburg, PA 15601

ANAB DOD-ELAP Rad Accreditation #: L2417

Alabama Certification #: 41590

Arizona Certification #: AZ0734

Arkansas Certification

California Certification #: 04222CA

Colorado Certification #: PA01547

Connecticut Certification #: PH-0694

Delaware Certification

EPA Region 4 DW Rad

Florida/TNI Certification #: E87683

Georgia Certification #: C040

Guam Certification

Hawaii Certification

Idaho Certification

Illinois Certification

Indiana Certification

Iowa Certification #: 391

Kansas/TNI Certification #: E-10358

Kentucky Certification #: KY90133

KY WW Permit #: KY0098221

KY WW Permit #: KY0000221

Louisiana DHH/TNI Certification #: LA180012

Louisiana DEQ/TNI Certification #: 4086

Maine Certification #: 2017020

Maryland Certification #: 308

Massachusetts Certification #: M-PA1457

Michigan/PADEP Certification #: 9991

Missouri Certification #: 235

Montana Certification #: Cert0082

Nebraska Certification #: NE-OS-29-14

Nevada Certification #: PA014572018-1

New Hampshire/TNI Certification #: 297617

New Jersey/TNI Certification #: PA051

New Mexico Certification #: PA01457

New York/TNI Certification #: 10888

North Carolina Certification #: 42706

North Dakota Certification #: R-190

Ohio EPA Rad Approval: #41249

Oregon/TNI Certification #: PA200002-010

Pennsylvania/TNI Certification #: 65-00282

Puerto Rico Certification #: PA01457

Rhode Island Certification #: 65-00282

South Dakota Certification

Tennessee Certification #: 02867

Texas/TNI Certification #: T104704188-17-3

Utah/TNI Certification #: PA014572017-9

USDA Soil Permit #: P330-17-00091

Vermont Dept. of Health: ID# VT-0282

Virgin Island/PADEP Certification

Virginia/VELAP Certification #: 9526

Washington Certification #: C868

West Virginia DEP Certification #: 143

West Virginia DHHR Certification #: 9964C

Wisconsin Approve List for Rad

Wyoming Certification #: 8TMS-L

Kansas Certification IDs

9608 Loiret Boulevard, Lenexa, KS 66219

WY STR Certification #: 2456.01

Arkansas Certification #: 17-016-0

Illinois Certification #: 200030

Iowa Certification #: 118

Kansas/NELAP Certification #: E-10116

Louisiana Certification #: 03055

Nevada Certification #: KS000212018-1

Oklahoma Certification #: 9205/9935

Texas Certification #: T104704407

Utah Certification #: KS00021

Kansas Field Laboratory Accreditation: # E-92587

Missouri Certification: 10070

REPORT OF LABORATORY ANALYSIS

This report shall not be reproduced, except in full,
without the written consent of Pace Analytical Services, LLC.

SAMPLE SUMMARY

Project: AMEREN LEC ASSESSMENT

Pace Project No.: 60267849

Lab ID	Sample ID	Matrix	Date Collected	Date Received
60267849001	L-UMW-1D	Water	04/09/18 09:05	04/11/18 03:45
60267849002	L-UMW-2D	Water	04/10/18 09:55	04/11/18 03:45
60267849003	L-UMW-3D	Water	04/10/18 09:10	04/11/18 03:45
60267849004	L-UMW-4D	Water	04/09/18 16:20	04/11/18 03:45
60267849005	L-UMW-5D	Water	04/09/18 15:35	04/11/18 03:45
60267849006	L-UMW-6D	Water	04/09/18 14:50	04/11/18 03:45
60267849007	L-UMW-7D	Water	04/09/18 12:40	04/11/18 03:45
60267849008	L-UMW-8D	Water	04/09/18 11:20	04/11/18 03:45
60267849009	L-UMW-9D	Water	04/09/18 10:10	04/11/18 03:45
60267849010	L-BMW-1D	Water	04/09/18 14:55	04/11/18 03:45
60267849011	L-BMW-2D	Water	04/09/18 13:20	04/11/18 03:45
60267849012	L-UMW-DUP-1	Water	04/09/18 08:00	04/11/18 03:45
60267849013	L-UMW-DUP-2	Water	04/10/18 08:00	04/11/18 03:45
60267849014	L-UMW-FB-1	Water	04/09/18 08:35	04/11/18 03:45
60267849015	L-UMW-FB-2	Water	04/10/18 10:20	04/11/18 03:45
60267849016	L-UMW-7D MS	Water	04/09/18 12:40	04/11/18 03:45
60267849017	L-UMW-7D MSD	Water	04/09/18 12:40	04/11/18 03:45

REPORT OF LABORATORY ANALYSIS

This report shall not be reproduced, except in full,
without the written consent of Pace Analytical Services, LLC.

SAMPLE ANALYTE COUNT

Project: AMEREN LEC ASSESSMENT

Pace Project No.: 60267849

Lab ID	Sample ID	Method	Analysts	Analytes Reported	Laboratory
60267849001	L-UMW-1D	EPA 200.7	SMW	12	PASI-K
		EPA 200.8	JGP	6	PASI-K
		EPA 7470	SMW	1	PASI-K
		EPA 903.1	KAC	1	PASI-PA
		EPA 904.0	JLW	1	PASI-PA
		SM 2320B	MJK	1	PASI-K
		EPA 300.0	OL	3	PASI-K
60267849002	L-UMW-2D	EPA 200.7	SMW	12	PASI-K
		EPA 200.8	JGP	6	PASI-K
		EPA 7470	SMW	1	PASI-K
		EPA 903.1	KAC	1	PASI-PA
		EPA 904.0	JLW	1	PASI-PA
		SM 2320B	JSS	1	PASI-K
		EPA 300.0	OL	3	PASI-K
60267849003	L-UMW-3D	EPA 200.7	SMW	12	PASI-K
		EPA 200.8	JGP	6	PASI-K
		EPA 7470	SMW	1	PASI-K
		EPA 903.1	KAC	1	PASI-PA
		EPA 904.0	JLW	1	PASI-PA
		SM 2320B	JSS	1	PASI-K
		EPA 300.0	OL	3	PASI-K
60267849004	L-UMW-4D	EPA 200.7	SMW	12	PASI-K
		EPA 200.8	JGP	6	PASI-K
		EPA 7470	SMW	1	PASI-K
		EPA 903.1	KAC	1	PASI-PA
		EPA 904.0	JLW	1	PASI-PA
		SM 2320B	MJK	1	PASI-K
		EPA 300.0	OL	3	PASI-K
60267849005	L-UMW-5D	EPA 200.7	SMW	12	PASI-K
		EPA 200.8	JGP	6	PASI-K
		EPA 7470	SMW	1	PASI-K
		EPA 903.1	KAC	1	PASI-PA
		EPA 904.0	JLW	1	PASI-PA
		SM 2320B	MJK	1	PASI-K
		EPA 300.0	OL	3	PASI-K
60267849006	L-UMW-6D	EPA 200.7	SMW	12	PASI-K
		EPA 200.8	JGP	6	PASI-K

REPORT OF LABORATORY ANALYSIS

This report shall not be reproduced, except in full,
without the written consent of Pace Analytical Services, LLC.

SAMPLE ANALYTE COUNT

Project: AMEREN LEC ASSESSMENT
Pace Project No.: 60267849

Lab ID	Sample ID	Method	Analysts	Analytes Reported	Laboratory
60267849007	L-UMW-7D	EPA 7470	SMW	1	PASI-K
		EPA 903.1	KAC	1	PASI-PA
		EPA 904.0	JLW	1	PASI-PA
		SM 2320B	MJK	1	PASI-K
		EPA 300.0	OL	3	PASI-K
		EPA 200.7	SMW	12	PASI-K
		EPA 200.8	JGP	6	PASI-K
		EPA 7470	SMW	1	PASI-K
		EPA 903.1	KAC	1	PASI-PA
		EPA 904.0	JLW	1	PASI-PA
60267849008	L-UMW-8D	SM 2320B	MJK	1	PASI-K
		EPA 300.0	OL	3	PASI-K
		EPA 200.7	SMW	12	PASI-K
		EPA 200.8	JGP	6	PASI-K
		EPA 7470	SMW	1	PASI-K
		EPA 903.1	KAC	1	PASI-PA
		EPA 904.0	JLW	1	PASI-PA
		SM 2320B	MJK	1	PASI-K
		EPA 300.0	OL	3	PASI-K
		EPA 200.7	SMW	12	PASI-K
60267849009	L-UMW-9D	EPA 200.8	JGP	6	PASI-K
		EPA 7470	SMW	1	PASI-K
		EPA 903.1	KAC	1	PASI-PA
		EPA 904.0	JLW	1	PASI-PA
		SM 2320B	MJK	1	PASI-K
		EPA 300.0	OL	3	PASI-K
		EPA 200.7	SMW	12	PASI-K
		EPA 200.8	JGP	6	PASI-K
		EPA 7470	SMW	1	PASI-K
		EPA 903.1	KAC	1	PASI-PA
60267849010	L-BMW-1D	EPA 904.0	JLW	1	PASI-PA
		SM 2320B	MJK	1	PASI-K
		EPA 300.0	OL	3	PASI-K
		EPA 200.7	SMW	12	PASI-K
		EPA 200.8	JGP	6	PASI-K
		EPA 7470	SMW	1	PASI-K
		EPA 903.1	KAC	1	PASI-PA
		EPA 904.0	JLW	1	PASI-PA
		SM 2320B	JSS	1	PASI-K
		EPA 300.0	OL	3	PASI-K
60267849011	L-BMW-2D	EPA 200.7	SMW	12	PASI-K
		EPA 200.8	JGP	6	PASI-K
		EPA 7470	SMW	1	PASI-K
		EPA 903.1	KAC	1	PASI-PA

REPORT OF LABORATORY ANALYSIS

This report shall not be reproduced, except in full,
without the written consent of Pace Analytical Services, LLC.

SAMPLE ANALYTE COUNT

Project: AMEREN LEC ASSESSMENT
Pace Project No.: 60267849

Lab ID	Sample ID	Method	Analysts	Analytes Reported	Laboratory
60267849012	L-UMW-DUP-1	EPA 904.0	JLW	1	PASI-PA
		SM 2320B	JSS	1	PASI-K
		EPA 300.0	OL	3	PASI-K
		EPA 200.7	SMW	12	PASI-K
		EPA 200.8	JGP	6	PASI-K
		EPA 7470	SMW	1	PASI-K
		EPA 903.1	KAC	1	PASI-PA
		EPA 904.0	JLW	1	PASI-PA
60267849013	L-UMW-DUP-2	SM 2320B	JSS	1	PASI-K
		EPA 300.0	OL	3	PASI-K
		EPA 200.7	SMW	12	PASI-K
		EPA 200.8	JGP	6	PASI-K
		EPA 7470	SMW	1	PASI-K
		EPA 903.1	KAC	1	PASI-PA
		EPA 904.0	JLW	1	PASI-PA
		SM 2320B	JSS	1	PASI-K
60267849014	L-UMW-FB-1	EPA 300.0	OL	3	PASI-K
		EPA 200.7	SMW	12	PASI-K
		EPA 200.8	JGP	6	PASI-K
		EPA 7470	SMW	1	PASI-K
		EPA 903.1	KAC	1	PASI-PA
		EPA 904.0	JLW	1	PASI-PA
		SM 2320B	JSS	1	PASI-K
		EPA 300.0	OL	3	PASI-K
60267849015	L-UMW-FB-2	EPA 200.7	SMW	12	PASI-K
		EPA 200.8	JGP	6	PASI-K
		EPA 7470	SMW	1	PASI-K
		EPA 903.1	KAC	1	PASI-PA
		EPA 904.0	JLW	1	PASI-PA
		SM 2320B	JSS	1	PASI-K
		EPA 300.0	OL	3	PASI-K
		EPA 200.7	SMW	12	PASI-K
60267849016	L-UMW-7D MS	EPA 200.8	JGP	6	PASI-K
		EPA 7470	SMW	1	PASI-K
		EPA 903.1	KAC	1	PASI-PA
60267849017	L-UMW-7D MSD	EPA 904.0	JLW	1	PASI-PA
		EPA 903.1	KAC	1	PASI-PA
		EPA 904.0	JLW	1	PASI-PA

REPORT OF LABORATORY ANALYSIS

This report shall not be reproduced, except in full,
without the written consent of Pace Analytical Services, LLC.

ANALYTICAL RESULTS

Project: AMEREN LEC ASSESSMENT

Pace Project No.: 60267849

Sample: L-UMW-1D **Lab ID: 60267849001** Collected: 04/09/18 09:05 Received: 04/11/18 03:45 Matrix: Water

Parameters	Results	Units	PQL	MDL	DF	Prepared	Analyzed	CAS No.	Qual
200.7 Metals, Total		Analytical Method: EPA 200.7 Preparation Method: EPA 200.7							
Barium	494	ug/L	5.0	1.5	1	04/19/18 09:51	04/23/18 17:00	7440-39-3	
Beryllium	<0.16	ug/L	1.0	0.16	1	04/19/18 09:51	04/23/18 17:00	7440-41-7	
Calcium	139000	ug/L	200	53.5	1	04/19/18 09:51	04/23/18 17:00	7440-70-2	
Cobalt	<0.87	ug/L	5.0	0.87	1	04/19/18 09:51	04/23/18 17:00	7440-48-4	
Iron	13900	ug/L	50.0	6.1	1	04/19/18 09:51	04/23/18 17:00	7439-89-6	
Lead	3.4J	ug/L	10.0	3.0	1	04/19/18 09:51	04/23/18 17:00	7439-92-1	
Lithium	26.8	ug/L	10.0	4.6	1	04/19/18 09:51	04/23/18 17:00	7439-93-2	
Magnesium	36900	ug/L	50.0	14.0	1	04/19/18 09:51	04/23/18 17:00	7439-95-4	
Manganese	386	ug/L	5.0	0.73	1	04/19/18 09:51	04/23/18 17:00	7439-96-5	
Molybdenum	1.2J	ug/L	20.0	0.90	1	04/19/18 09:51	04/23/18 17:00	7439-98-7	
Potassium	7010	ug/L	500	79.3	1	04/19/18 09:51	04/23/18 17:00	7440-09-7	
Sodium	27500	ug/L	500	157	1	04/19/18 09:51	04/23/18 17:00	7440-23-5	
200.8 MET ICPMS		Analytical Method: EPA 200.8 Preparation Method: EPA 200.8							
Antimony	<0.026	ug/L	1.0	0.026	1	04/19/18 09:51	04/27/18 11:50	7440-36-0	
Arsenic	47.1	ug/L	1.0	0.052	1	04/19/18 09:51	04/27/18 11:50	7440-38-2	
Cadmium	<0.018	ug/L	0.50	0.018	1	04/19/18 09:51	04/27/18 11:50	7440-43-9	
Chromium	0.061J	ug/L	1.0	0.054	1	04/19/18 09:51	04/27/18 11:50	7440-47-3	
Selenium	<0.086	ug/L	1.0	0.086	1	04/19/18 09:51	04/27/18 11:50	7782-49-2	
Thallium	<0.036	ug/L	1.0	0.036	1	04/19/18 09:51	04/27/18 11:50	7440-28-0	
7470 Mercury		Analytical Method: EPA 7470 Preparation Method: EPA 7470							
Mercury	<0.090	ug/L	0.20	0.090	1	04/20/18 11:17	04/20/18 14:18	7439-97-6	
2320B Alkalinity		Analytical Method: SM 2320B							
Alkalinity, Total as CaCO3	537	mg/L	20.0	4.9	1		04/13/18 12:20		
300.0 IC Anions 28 Days		Analytical Method: EPA 300.0							
Chloride	12.9	mg/L	1.0	0.46	1		04/22/18 09:07	16887-00-6	
Fluoride	0.26	mg/L	0.20	0.063	1		04/22/18 09:07	16984-48-8	
Sulfate	28.0	mg/L	2.0	0.47	2		04/22/18 10:54	14808-79-8	

REPORT OF LABORATORY ANALYSIS

This report shall not be reproduced, except in full,
without the written consent of Pace Analytical Services, LLC.

ANALYTICAL RESULTS

Project: AMEREN LEC ASSESSMENT

Pace Project No.: 60267849

Sample: L-UMW-2D **Lab ID: 60267849002** Collected: 04/10/18 09:55 Received: 04/11/18 03:45 Matrix: Water

Parameters	Results	Units	PQL	MDL	DF	Prepared	Analyzed	CAS No.	Qual
200.7 Metals, Total									
Analytical Method: EPA 200.7 Preparation Method: EPA 200.7									
Barium	104	ug/L	5.0	1.5	1	04/19/18 09:51	04/23/18 17:04	7440-39-3	
Beryllium	<0.16	ug/L	1.0	0.16	1	04/19/18 09:51	04/23/18 17:04	7440-41-7	
Calcium	87300	ug/L	200	53.5	1	04/19/18 09:51	04/23/18 17:04	7440-70-2	
Cobalt	<0.87	ug/L	5.0	0.87	1	04/19/18 09:51	04/23/18 17:04	7440-48-4	
Iron	2610	ug/L	50.0	6.1	1	04/19/18 09:51	04/23/18 17:04	7439-89-6	
Lead	4.1J	ug/L	10.0	3.0	1	04/19/18 09:51	04/23/18 17:04	7439-92-1	
Lithium	23.3	ug/L	10.0	4.6	1	04/19/18 09:51	04/23/18 17:04	7439-93-2	
Magnesium	18800	ug/L	50.0	14.0	1	04/19/18 09:51	04/23/18 17:04	7439-95-4	
Manganese	295	ug/L	5.0	0.73	1	04/19/18 09:51	04/23/18 17:04	7439-96-5	
Molybdenum	44.7	ug/L	20.0	0.90	1	04/19/18 09:51	04/23/18 17:04	7439-98-7	
Potassium	7160	ug/L	500	79.3	1	04/19/18 09:51	04/23/18 17:04	7440-09-7	
Sodium	65000	ug/L	500	157	1	04/19/18 09:51	04/23/18 17:04	7440-23-5	
200.8 MET ICPMS									
Analytical Method: EPA 200.8 Preparation Method: EPA 200.8									
Antimony	<0.026	ug/L	1.0	0.026	1	04/19/18 09:51	04/27/18 11:54	7440-36-0	
Arsenic	1.9	ug/L	1.0	0.052	1	04/19/18 09:51	04/27/18 11:54	7440-38-2	
Cadmium	<0.018	ug/L	0.50	0.018	1	04/19/18 09:51	04/27/18 11:54	7440-43-9	
Chromium	0.11J	ug/L	1.0	0.054	1	04/19/18 09:51	04/27/18 11:54	7440-47-3	
Selenium	<0.086	ug/L	1.0	0.086	1	04/19/18 09:51	04/27/18 11:54	7782-49-2	
Thallium	<0.036	ug/L	1.0	0.036	1	04/19/18 09:51	04/27/18 11:54	7440-28-0	
7470 Mercury									
Analytical Method: EPA 7470 Preparation Method: EPA 7470									
Mercury	<0.090	ug/L	0.20	0.090	1	04/20/18 11:17	04/20/18 14:20	7439-97-6	
2320B Alkalinity									
Analytical Method: SM 2320B									
Alkalinity, Total as CaCO3	229	mg/L	20.0	4.9	1		04/13/18 15:21		
300.0 IC Anions 28 Days									
Analytical Method: EPA 300.0									
Chloride	23.1	mg/L	2.0	0.92	2		04/22/18 16:58	16887-00-6	
Fluoride	0.46	mg/L	0.20	0.063	1		04/22/18 10:14	16984-48-8	
Sulfate	194	mg/L	20.0	4.7	20		04/22/18 17:12	14808-79-8	

REPORT OF LABORATORY ANALYSIS

This report shall not be reproduced, except in full,
without the written consent of Pace Analytical Services, LLC.

ANALYTICAL RESULTS

Project: AMEREN LEC ASSESSMENT

Pace Project No.: 60267849

Sample: L-UMW-3D **Lab ID: 60267849003** Collected: 04/10/18 09:10 Received: 04/11/18 03:45 Matrix: Water

Parameters	Results	Units	PQL	MDL	DF	Prepared	Analyzed	CAS No.	Qual
200.7 Metals, Total Analytical Method: EPA 200.7 Preparation Method: EPA 200.7									
Barium	102	ug/L	5.0	1.5	1	04/19/18 09:51	04/23/18 17:06	7440-39-3	
Beryllium	<0.16	ug/L	1.0	0.16	1	04/19/18 09:51	04/23/18 17:06	7440-41-7	
Calcium	112000	ug/L	200	53.5	1	04/19/18 09:51	04/23/18 17:06	7440-70-2	
Cobalt	<0.87	ug/L	5.0	0.87	1	04/19/18 09:51	04/23/18 17:06	7440-48-4	
Iron	500	ug/L	50.0	6.1	1	04/19/18 09:51	04/23/18 17:06	7439-89-6	
Lead	3.0J	ug/L	10.0	3.0	1	04/19/18 09:51	04/23/18 17:06	7439-92-1	
Lithium	18.2	ug/L	10.0	4.6	1	04/19/18 09:51	04/23/18 17:06	7439-93-2	
Magnesium	7810	ug/L	50.0	14.0	1	04/19/18 09:51	04/23/18 17:06	7439-95-4	
Manganese	250	ug/L	5.0	0.73	1	04/19/18 09:51	04/23/18 17:06	7439-96-5	
Molybdenum	200	ug/L	20.0	0.90	1	04/19/18 09:51	04/23/18 17:06	7439-98-7	
Potassium	11000	ug/L	500	79.3	1	04/19/18 09:51	04/23/18 17:06	7440-09-7	
Sodium	71700	ug/L	500	157	1	04/19/18 09:51	04/23/18 17:06	7440-23-5	
200.8 MET ICPMS Analytical Method: EPA 200.8 Preparation Method: EPA 200.8									
Antimony	<0.026	ug/L	1.0	0.026	1	04/19/18 09:51	04/27/18 12:03	7440-36-0	
Arsenic	2.4	ug/L	1.0	0.052	1	04/19/18 09:51	04/27/18 12:03	7440-38-2	
Cadmium	0.036J	ug/L	0.50	0.018	1	04/19/18 09:51	04/27/18 12:03	7440-43-9	
Chromium	0.069J	ug/L	1.0	0.054	1	04/19/18 09:51	04/27/18 12:03	7440-47-3	
Selenium	0.17J	ug/L	1.0	0.086	1	04/19/18 09:51	04/27/18 12:03	7782-49-2	
Thallium	<0.036	ug/L	1.0	0.036	1	04/19/18 09:51	04/27/18 12:03	7440-28-0	
7470 Mercury Analytical Method: EPA 7470 Preparation Method: EPA 7470									
Mercury	<0.090	ug/L	0.20	0.090	1	04/20/18 11:17	04/20/18 14:22	7439-97-6	
2320B Alkalinity Analytical Method: SM 2320B									
Alkalinity, Total as CaCO3	60.6	mg/L	20.0	4.9	1		04/13/18 15:24		
300.0 IC Anions 28 Days Analytical Method: EPA 300.0									
Chloride	14.7	mg/L	1.0	0.46	1		04/22/18 10:27	16887-00-6	
Fluoride	0.18J	mg/L	0.20	0.063	1		04/22/18 10:27	16984-48-8	
Sulfate	405	mg/L	50.0	11.8	50		04/22/18 17:25	14808-79-8	

REPORT OF LABORATORY ANALYSIS

This report shall not be reproduced, except in full,
without the written consent of Pace Analytical Services, LLC.

ANALYTICAL RESULTS

Project: AMEREN LEC ASSESSMENT

Pace Project No.: 60267849

Sample: L-UMW-4D **Lab ID: 60267849004** Collected: 04/09/18 16:20 Received: 04/11/18 03:45 Matrix: Water

Parameters	Results	Units	PQL	MDL	DF	Prepared	Analyzed	CAS No.	Qual
200.7 Metals, Total									
Analytical Method: EPA 200.7 Preparation Method: EPA 200.7									
Barium	68.0	ug/L	5.0	1.5	1	04/19/18 09:51	04/23/18 17:09	7440-39-3	
Beryllium	<0.16	ug/L	1.0	0.16	1	04/19/18 09:51	04/23/18 17:09	7440-41-7	
Calcium	45600	ug/L	200	53.5	1	04/19/18 09:51	04/23/18 17:09	7440-70-2	
Cobalt	<0.87	ug/L	5.0	0.87	1	04/19/18 09:51	04/23/18 17:09	7440-48-4	
Iron	309	ug/L	50.0	6.1	1	04/19/18 09:51	04/23/18 17:09	7439-89-6	
Lead	<3.0	ug/L	10.0	3.0	1	04/19/18 09:51	04/23/18 17:09	7439-92-1	
Lithium	31.1	ug/L	10.0	4.6	1	04/19/18 09:51	04/23/18 17:09	7439-93-2	
Magnesium	7390	ug/L	50.0	14.0	1	04/19/18 09:51	04/23/18 17:09	7439-95-4	
Manganese	255	ug/L	5.0	0.73	1	04/19/18 09:51	04/23/18 17:09	7439-96-5	
Molybdenum	134	ug/L	20.0	0.90	1	04/19/18 09:51	04/23/18 17:09	7439-98-7	
Potassium	7520	ug/L	500	79.3	1	04/19/18 09:51	04/23/18 17:09	7440-09-7	
Sodium	104000	ug/L	500	157	1	04/19/18 09:51	04/23/18 17:09	7440-23-5	
200.8 MET ICPMS									
Analytical Method: EPA 200.8 Preparation Method: EPA 200.8									
Antimony	<0.026	ug/L	1.0	0.026	1	04/19/18 09:51	04/27/18 12:08	7440-36-0	
Arsenic	0.088J	ug/L	1.0	0.052	1	04/19/18 09:51	04/27/18 12:08	7440-38-2	
Cadmium	<0.018	ug/L	0.50	0.018	1	04/19/18 09:51	04/27/18 12:08	7440-43-9	
Chromium	0.11J	ug/L	1.0	0.054	1	04/19/18 09:51	04/27/18 12:08	7440-47-3	
Selenium	<0.086	ug/L	1.0	0.086	1	04/19/18 09:51	04/27/18 12:08	7782-49-2	
Thallium	<0.036	ug/L	1.0	0.036	1	04/19/18 09:51	04/27/18 12:08	7440-28-0	
7470 Mercury									
Analytical Method: EPA 7470 Preparation Method: EPA 7470									
Mercury	<0.090	ug/L	0.20	0.090	1	04/20/18 11:17	04/20/18 14:24	7439-97-6	
2320B Alkalinity									
Analytical Method: SM 2320B									
Alkalinity, Total as CaCO3	67.8	mg/L	20.0	4.9	1		04/13/18 12:24		
300.0 IC Anions 28 Days									
Analytical Method: EPA 300.0									
Chloride	19.8	mg/L	2.0	0.92	2		04/22/18 17:39	16887-00-6	
Fluoride	0.41	mg/L	0.20	0.063	1		04/22/18 10:40	16984-48-8	
Sulfate	286	mg/L	20.0	4.7	20		04/22/18 17:52	14808-79-8	

REPORT OF LABORATORY ANALYSIS

This report shall not be reproduced, except in full,
without the written consent of Pace Analytical Services, LLC.

ANALYTICAL RESULTS

Project: AMEREN LEC ASSESSMENT

Pace Project No.: 60267849

Sample: L-UMW-5D **Lab ID: 60267849005** Collected: 04/09/18 15:35 Received: 04/11/18 03:45 Matrix: Water

Parameters	Results	Units	PQL	MDL	DF	Prepared	Analyzed	CAS No.	Qual
200.7 Metals, Total									
Analytical Method: EPA 200.7 Preparation Method: EPA 200.7									
Barium	70.8	ug/L	5.0	1.5	1	04/19/18 09:51	04/23/18 17:11	7440-39-3	
Beryllium	<0.16	ug/L	1.0	0.16	1	04/19/18 09:51	04/23/18 17:11	7440-41-7	
Calcium	72600	ug/L	200	53.5	1	04/19/18 09:51	04/23/18 17:11	7440-70-2	
Cobalt	<0.87	ug/L	5.0	0.87	1	04/19/18 09:51	04/23/18 17:11	7440-48-4	
Iron	17.0J	ug/L	50.0	6.1	1	04/19/18 09:51	04/23/18 17:11	7439-89-6	
Lead	<3.0	ug/L	10.0	3.0	1	04/19/18 09:51	04/23/18 17:11	7439-92-1	
Lithium	12.7	ug/L	10.0	4.6	1	04/19/18 09:51	04/23/18 17:11	7439-93-2	
Magnesium	60.3	ug/L	50.0	14.0	1	04/19/18 09:51	04/23/18 17:11	7439-95-4	
Manganese	7.8	ug/L	5.0	0.73	1	04/19/18 09:51	04/23/18 17:11	7439-96-5	B
Molybdenum	152	ug/L	20.0	0.90	1	04/19/18 09:51	04/23/18 17:11	7439-98-7	
Potassium	13600	ug/L	500	79.3	1	04/19/18 09:51	04/23/18 17:11	7440-09-7	
Sodium	71900	ug/L	500	157	1	04/19/18 09:51	04/23/18 17:11	7440-23-5	
200.8 MET ICPMS									
Analytical Method: EPA 200.8 Preparation Method: EPA 200.8									
Antimony	0.10J	ug/L	1.0	0.026	1	04/19/18 09:51	04/27/18 12:12	7440-36-0	
Arsenic	26.0	ug/L	1.0	0.052	1	04/19/18 09:51	04/27/18 12:12	7440-38-2	
Cadmium	<0.018	ug/L	0.50	0.018	1	04/19/18 09:51	04/27/18 12:12	7440-43-9	
Chromium	0.067J	ug/L	1.0	0.054	1	04/19/18 09:51	04/27/18 12:12	7440-47-3	
Selenium	0.11J	ug/L	1.0	0.086	1	04/19/18 09:51	04/27/18 12:12	7782-49-2	
Thallium	<0.036	ug/L	1.0	0.036	1	04/19/18 09:51	04/27/18 12:12	7440-28-0	
7470 Mercury									
Analytical Method: EPA 7470 Preparation Method: EPA 7470									
Mercury	<0.090	ug/L	0.20	0.090	1	04/20/18 11:17	04/20/18 14:27	7439-97-6	
2320B Alkalinity									
Analytical Method: SM 2320B									
Alkalinity, Total as CaCO3	73.6	mg/L	20.0	4.9	1		04/13/18 12:28		
300.0 IC Anions 28 Days									
Analytical Method: EPA 300.0									
Chloride	17.7	mg/L	1.0	0.46	1		04/22/18 12:17	16887-00-6	
Fluoride	0.15J	mg/L	0.20	0.063	1		04/22/18 12:17	16984-48-8	
Sulfate	254	mg/L	20.0	4.7	20		04/22/18 18:32	14808-79-8	

REPORT OF LABORATORY ANALYSIS

This report shall not be reproduced, except in full,
without the written consent of Pace Analytical Services, LLC.

ANALYTICAL RESULTS

Project: AMEREN LEC ASSESSMENT

Pace Project No.: 60267849

Sample: L-UMW-6D **Lab ID: 60267849006** Collected: 04/09/18 14:50 Received: 04/11/18 03:45 Matrix: Water

Parameters	Results	Units	PQL	MDL	DF	Prepared	Analyzed	CAS No.	Qual
200.7 Metals, Total		Analytical Method: EPA 200.7 Preparation Method: EPA 200.7							
Barium	152	ug/L	5.0	1.5	1	04/19/18 09:51	04/23/18 17:17	7440-39-3	
Beryllium	<0.16	ug/L	1.0	0.16	1	04/19/18 09:51	04/23/18 17:17	7440-41-7	
Calcium	114000	ug/L	200	53.5	1	04/19/18 09:51	04/23/18 17:17	7440-70-2	
Cobalt	<0.87	ug/L	5.0	0.87	1	04/19/18 09:51	04/23/18 17:17	7440-48-4	
Iron	1040	ug/L	50.0	6.1	1	04/19/18 09:51	04/23/18 17:17	7439-89-6	
Lead	<3.0	ug/L	10.0	3.0	1	04/19/18 09:51	04/23/18 17:17	7439-92-1	
Lithium	6.9J	ug/L	10.0	4.6	1	04/19/18 09:51	04/23/18 17:17	7439-93-2	
Magnesium	7890	ug/L	50.0	14.0	1	04/19/18 09:51	04/23/18 17:17	7439-95-4	
Manganese	610	ug/L	5.0	0.73	1	04/19/18 09:51	04/23/18 17:17	7439-96-5	
Molybdenum	564	ug/L	20.0	0.90	1	04/19/18 09:51	04/23/18 17:17	7439-98-7	
Potassium	15200	ug/L	500	79.3	1	04/19/18 09:51	04/23/18 17:17	7440-09-7	
Sodium	94900	ug/L	500	157	1	04/19/18 09:51	04/23/18 17:17	7440-23-5	
200.8 MET ICPMS		Analytical Method: EPA 200.8 Preparation Method: EPA 200.8							
Antimony	<0.026	ug/L	1.0	0.026	1	04/19/18 09:51	04/27/18 12:16	7440-36-0	
Arsenic	9.4	ug/L	1.0	0.052	1	04/19/18 09:51	04/27/18 12:16	7440-38-2	
Cadmium	0.034J	ug/L	0.50	0.018	1	04/19/18 09:51	04/27/18 12:16	7440-43-9	
Chromium	0.079J	ug/L	1.0	0.054	1	04/19/18 09:51	04/27/18 12:16	7440-47-3	
Selenium	0.26J	ug/L	1.0	0.086	1	04/19/18 09:51	04/27/18 12:16	7782-49-2	
Thallium	<0.036	ug/L	1.0	0.036	1	04/19/18 09:51	04/27/18 12:16	7440-28-0	
7470 Mercury		Analytical Method: EPA 7470 Preparation Method: EPA 7470							
Mercury	<0.090	ug/L	0.20	0.090	1	04/20/18 11:17	04/20/18 14:29	7439-97-6	
2320B Alkalinity		Analytical Method: SM 2320B							
Alkalinity, Total as CaCO3	60.5	mg/L	20.0	4.9	1		04/13/18 12:33		
300.0 IC Anions 28 Days		Analytical Method: EPA 300.0							
Chloride	21.1	mg/L	2.0	0.92	2		04/22/18 18:46	16887-00-6	
Fluoride	0.17J	mg/L	0.20	0.063	1		04/22/18 12:30	16984-48-8	
Sulfate	523	mg/L	50.0	11.8	50		04/22/18 18:59	14808-79-8	

REPORT OF LABORATORY ANALYSIS

This report shall not be reproduced, except in full,
without the written consent of Pace Analytical Services, LLC.

ANALYTICAL RESULTS

Project: AMEREN LEC ASSESSMENT

Pace Project No.: 60267849

Sample: L-UMW-7D **Lab ID: 60267849007** Collected: 04/09/18 12:40 Received: 04/11/18 03:45 Matrix: Water

Parameters	Results	Units	PQL	MDL	DF	Prepared	Analyzed	CAS No.	Qual
200.7 Metals, Total		Analytical Method: EPA 200.7 Preparation Method: EPA 200.7							
Barium	157	ug/L	5.0	1.5	1	04/19/18 09:51	04/23/18 17:19	7440-39-3	
Beryllium	<0.16	ug/L	1.0	0.16	1	04/19/18 09:51	04/23/18 17:19	7440-41-7	
Calcium	202000	ug/L	200	53.5	1	04/19/18 09:51	04/23/18 17:19	7440-70-2	M1
Cobalt	<0.87	ug/L	5.0	0.87	1	04/19/18 09:51	04/23/18 17:19	7440-48-4	
Iron	12600	ug/L	50.0	6.1	1	04/19/18 09:51	04/23/18 17:19	7439-89-6	
Lead	<3.0	ug/L	10.0	3.0	1	04/19/18 09:51	04/23/18 17:19	7439-92-1	
Lithium	19.4	ug/L	10.0	4.6	1	04/19/18 09:51	04/23/18 17:19	7439-93-2	
Magnesium	28900	ug/L	50.0	14.0	1	04/19/18 09:51	04/23/18 17:19	7439-95-4	
Manganese	2100	ug/L	5.0	0.73	1	04/19/18 09:51	04/23/18 17:19	7439-96-5	
Molybdenum	214	ug/L	20.0	0.90	1	04/19/18 09:51	04/23/18 17:19	7439-98-7	
Potassium	6630	ug/L	500	79.3	1	04/19/18 09:51	04/23/18 17:19	7440-09-7	
Sodium	73800	ug/L	500	157	1	04/19/18 09:51	04/23/18 17:19	7440-23-5	
200.8 MET ICPMS		Analytical Method: EPA 200.8 Preparation Method: EPA 200.8							
Antimony	<0.026	ug/L	1.0	0.026	1	04/19/18 09:51	04/27/18 12:21	7440-36-0	
Arsenic	19.7	ug/L	1.0	0.052	1	04/19/18 09:51	04/27/18 12:21	7440-38-2	
Cadmium	<0.018	ug/L	0.50	0.018	1	04/19/18 09:51	04/27/18 12:21	7440-43-9	
Chromium	0.085J	ug/L	1.0	0.054	1	04/19/18 09:51	04/27/18 12:21	7440-47-3	
Selenium	0.089J	ug/L	1.0	0.086	1	04/19/18 09:51	04/27/18 12:21	7782-49-2	
Thallium	<0.036	ug/L	1.0	0.036	1	04/19/18 09:51	04/27/18 12:21	7440-28-0	
7470 Mercury		Analytical Method: EPA 7470 Preparation Method: EPA 7470							
Mercury	<0.090	ug/L	0.20	0.090	1	04/20/18 11:17	04/20/18 14:31	7439-97-6	
2320B Alkalinity		Analytical Method: SM 2320B							
Alkalinity, Total as CaCO3	362	mg/L	20.0	4.9	1		04/13/18 12:38		
300.0 IC Anions 28 Days		Analytical Method: EPA 300.0							
Chloride	14.2	mg/L	1.0	0.46	1		04/22/18 12:44	16887-00-6	
Fluoride	0.28	mg/L	0.20	0.063	1		04/22/18 12:44	16984-48-8	
Sulfate	424	mg/L	50.0	11.8	50		04/22/18 19:12	14808-79-8	

REPORT OF LABORATORY ANALYSIS

This report shall not be reproduced, except in full,
without the written consent of Pace Analytical Services, LLC.

ANALYTICAL RESULTS

Project: AMEREN LEC ASSESSMENT

Pace Project No.: 60267849

Sample: L-UMW-8D **Lab ID: 60267849008** Collected: 04/09/18 11:20 Received: 04/11/18 03:45 Matrix: Water

Parameters	Results	Units	PQL	MDL	DF	Prepared	Analyzed	CAS No.	Qual
200.7 Metals, Total Analytical Method: EPA 200.7 Preparation Method: EPA 200.7									
Barium	452	ug/L	5.0	1.5	1	04/19/18 09:51	04/23/18 17:26	7440-39-3	
Beryllium	0.17J	ug/L	1.0	0.16	1	04/19/18 09:51	04/23/18 17:26	7440-41-7	B
Calcium	128000	ug/L	200	53.5	1	04/19/18 09:51	04/23/18 17:26	7440-70-2	
Cobalt	<0.87	ug/L	5.0	0.87	1	04/19/18 09:51	04/23/18 17:26	7440-48-4	
Iron	22100	ug/L	50.0	6.1	1	04/19/18 09:51	04/23/18 17:26	7439-89-6	
Lead	<3.0	ug/L	10.0	3.0	1	04/19/18 09:51	04/23/18 17:26	7439-92-1	
Lithium	30.9	ug/L	10.0	4.6	1	04/19/18 09:51	04/23/18 17:26	7439-93-2	
Magnesium	31800	ug/L	50.0	14.0	1	04/19/18 09:51	04/23/18 17:26	7439-95-4	
Manganese	807	ug/L	5.0	0.73	1	04/19/18 09:51	04/23/18 17:26	7439-96-5	
Molybdenum	11.0J	ug/L	20.0	0.90	1	04/19/18 09:51	04/23/18 17:26	7439-98-7	
Potassium	4930	ug/L	500	79.3	1	04/19/18 09:51	04/23/18 17:26	7440-09-7	
Sodium	12400	ug/L	500	157	1	04/19/18 09:51	04/23/18 17:26	7440-23-5	
200.8 MET ICPMS Analytical Method: EPA 200.8 Preparation Method: EPA 200.8									
Antimony	<0.026	ug/L	1.0	0.026	1	04/19/18 09:51	04/27/18 12:47	7440-36-0	
Arsenic	27.9	ug/L	1.0	0.052	1	04/19/18 09:51	04/27/18 12:47	7440-38-2	
Cadmium	<0.018	ug/L	0.50	0.018	1	04/19/18 09:51	04/27/18 12:47	7440-43-9	
Chromium	0.064J	ug/L	1.0	0.054	1	04/19/18 09:51	04/27/18 12:47	7440-47-3	
Selenium	0.087J	ug/L	1.0	0.086	1	04/19/18 09:51	04/27/18 12:47	7782-49-2	
Thallium	<0.036	ug/L	1.0	0.036	1	04/19/18 09:51	04/27/18 12:47	7440-28-0	
7470 Mercury Analytical Method: EPA 7470 Preparation Method: EPA 7470									
Mercury	<0.090	ug/L	0.20	0.090	1	04/20/18 11:17	04/20/18 14:42	7439-97-6	
2320B Alkalinity Analytical Method: SM 2320B									
Alkalinity, Total as CaCO3	501	mg/L	20.0	4.9	1		04/13/18 12:50		
300.0 IC Anions 28 Days Analytical Method: EPA 300.0									
Chloride	9.2	mg/L	1.0	0.46	1		04/22/18 19:39	16887-00-6	
Fluoride	0.23	mg/L	0.20	0.063	1		04/22/18 19:39	16984-48-8	
Sulfate	4.9	mg/L	1.0	0.24	1		04/22/18 19:39	14808-79-8	

REPORT OF LABORATORY ANALYSIS

This report shall not be reproduced, except in full,
without the written consent of Pace Analytical Services, LLC.

ANALYTICAL RESULTS

Project: AMEREN LEC ASSESSMENT

Pace Project No.: 60267849

Sample: L-UMW-9D **Lab ID: 60267849009** Collected: 04/09/18 10:10 Received: 04/11/18 03:45 Matrix: Water

Parameters	Results	Units	PQL	MDL	DF	Prepared	Analyzed	CAS No.	Qual
200.7 Metals, Total									
Analytical Method: EPA 200.7 Preparation Method: EPA 200.7									
Barium	515	ug/L	5.0	1.5	1	04/19/18 09:51	04/23/18 17:28	7440-39-3	
Beryllium	<0.16	ug/L	1.0	0.16	1	04/19/18 09:51	04/23/18 17:28	7440-41-7	
Calcium	116000	ug/L	200	53.5	1	04/19/18 09:51	04/23/18 17:28	7440-70-2	
Cobalt	<0.87	ug/L	5.0	0.87	1	04/19/18 09:51	04/23/18 17:28	7440-48-4	
Iron	24300	ug/L	50.0	6.1	1	04/19/18 09:51	04/23/18 17:28	7439-89-6	
Lead	3.0J	ug/L	10.0	3.0	1	04/19/18 09:51	04/23/18 17:28	7439-92-1	
Lithium	17.1	ug/L	10.0	4.6	1	04/19/18 09:51	04/23/18 17:28	7439-93-2	
Magnesium	31100	ug/L	50.0	14.0	1	04/19/18 09:51	04/23/18 17:28	7439-95-4	
Manganese	401	ug/L	5.0	0.73	1	04/19/18 09:51	04/23/18 17:28	7439-96-5	
Molybdenum	1.3J	ug/L	20.0	0.90	1	04/19/18 09:51	04/23/18 17:28	7439-98-7	
Potassium	4130	ug/L	500	79.3	1	04/19/18 09:51	04/23/18 17:28	7440-09-7	
Sodium	13200	ug/L	500	157	1	04/19/18 09:51	04/23/18 17:28	7440-23-5	
200.8 MET ICPMS									
Analytical Method: EPA 200.8 Preparation Method: EPA 200.8									
Antimony	0.035J	ug/L	1.0	0.026	1	04/19/18 09:51	04/27/18 12:52	7440-36-0	
Arsenic	31.9	ug/L	1.0	0.052	1	04/19/18 09:51	04/27/18 12:52	7440-38-2	
Cadmium	<0.018	ug/L	0.50	0.018	1	04/19/18 09:51	04/27/18 12:52	7440-43-9	
Chromium	0.064J	ug/L	1.0	0.054	1	04/19/18 09:51	04/27/18 12:52	7440-47-3	
Selenium	<0.086	ug/L	1.0	0.086	1	04/19/18 09:51	04/27/18 12:52	7782-49-2	
Thallium	<0.036	ug/L	1.0	0.036	1	04/19/18 09:51	04/27/18 12:52	7440-28-0	
7470 Mercury									
Analytical Method: EPA 7470 Preparation Method: EPA 7470									
Mercury	<0.090	ug/L	0.20	0.090	1	04/20/18 11:17	04/20/18 14:44	7439-97-6	
2320B Alkalinity									
Analytical Method: SM 2320B									
Alkalinity, Total as CaCO3	469	mg/L	20.0	4.9	1		04/13/18 12:57		
300.0 IC Anions 28 Days									
Analytical Method: EPA 300.0									
Chloride	20.1	mg/L	2.0	0.92	2		04/22/18 20:06	16887-00-6	
Fluoride	0.21	mg/L	0.20	0.063	1		04/22/18 19:53	16984-48-8	
Sulfate	<0.24	mg/L	1.0	0.24	1		04/22/18 19:53	14808-79-8	

REPORT OF LABORATORY ANALYSIS

This report shall not be reproduced, except in full,
without the written consent of Pace Analytical Services, LLC.

ANALYTICAL RESULTS

Project: AMEREN LEC ASSESSMENT

Pace Project No.: 60267849

Sample: L-BMW-1D **Lab ID: 60267849010** Collected: 04/09/18 14:55 Received: 04/11/18 03:45 Matrix: Water

Parameters	Results	Units	PQL	MDL	DF	Prepared	Analyzed	CAS No.	Qual
200.7 Metals, Total									
Analytical Method: EPA 200.7 Preparation Method: EPA 200.7									
Barium	1160	ug/L	5.0	1.5	1	04/19/18 09:51	04/23/18 17:30	7440-39-3	
Beryllium	<0.16	ug/L	1.0	0.16	1	04/19/18 09:51	04/23/18 17:30	7440-41-7	
Calcium	134000	ug/L	200	53.5	1	04/19/18 09:51	04/23/18 17:30	7440-70-2	
Cobalt	<0.87	ug/L	5.0	0.87	1	04/19/18 09:51	04/23/18 17:30	7440-48-4	
Iron	11100	ug/L	50.0	6.1	1	04/19/18 09:51	04/23/18 17:30	7439-89-6	
Lead	3.3J	ug/L	10.0	3.0	1	04/19/18 09:51	04/23/18 17:30	7439-92-1	
Lithium	30.2	ug/L	10.0	4.6	1	04/19/18 09:51	04/23/18 17:30	7439-93-2	
Magnesium	29400	ug/L	50.0	14.0	1	04/19/18 09:51	04/23/18 17:30	7439-95-4	
Manganese	644	ug/L	5.0	0.73	1	04/19/18 09:51	04/23/18 17:30	7439-96-5	
Molybdenum	1.3J	ug/L	20.0	0.90	1	04/19/18 09:51	04/23/18 17:30	7439-98-7	
Potassium	4610	ug/L	500	79.3	1	04/19/18 09:51	04/23/18 17:30	7440-09-7	
Sodium	9700	ug/L	500	157	1	04/19/18 09:51	04/23/18 17:30	7440-23-5	
200.8 MET ICPMS									
Analytical Method: EPA 200.8 Preparation Method: EPA 200.8									
Antimony	<0.026	ug/L	1.0	0.026	1	04/19/18 09:51	04/27/18 12:56	7440-36-0	
Arsenic	0.72J	ug/L	1.0	0.052	1	04/19/18 09:51	04/27/18 12:56	7440-38-2	
Cadmium	<0.018	ug/L	0.50	0.018	1	04/19/18 09:51	04/27/18 12:56	7440-43-9	
Chromium	<0.054	ug/L	1.0	0.054	1	04/19/18 09:51	04/27/18 12:56	7440-47-3	
Selenium	<0.086	ug/L	1.0	0.086	1	04/19/18 09:51	04/27/18 12:56	7782-49-2	
Thallium	<0.036	ug/L	1.0	0.036	1	04/19/18 09:51	04/27/18 12:56	7440-28-0	
7470 Mercury									
Analytical Method: EPA 7470 Preparation Method: EPA 7470									
Mercury	<0.090	ug/L	0.20	0.090	1	04/20/18 11:17	04/20/18 14:47	7439-97-6	
2320B Alkalinity									
Analytical Method: SM 2320B									
Alkalinity, Total as CaCO3	465	mg/L	20.0	4.9	1		04/13/18 14:55		
300.0 IC Anions 28 Days									
Analytical Method: EPA 300.0									
Chloride	9.2	mg/L	1.0	0.46	1		04/22/18 13:37	16887-00-6	
Fluoride	0.23	mg/L	0.20	0.063	1		04/22/18 13:37	16984-48-8	
Sulfate	36.9	mg/L	5.0	1.2	5		04/22/18 20:20	14808-79-8	

REPORT OF LABORATORY ANALYSIS

This report shall not be reproduced, except in full,
without the written consent of Pace Analytical Services, LLC.

ANALYTICAL RESULTS

Project: AMEREN LEC ASSESSMENT

Pace Project No.: 60267849

Sample: L-BMW-2D **Lab ID: 60267849011** Collected: 04/09/18 13:20 Received: 04/11/18 03:45 Matrix: Water

Parameters	Results	Units	PQL	MDL	DF	Prepared	Analyzed	CAS No.	Qual
200.7 Metals, Total									
Analytical Method: EPA 200.7 Preparation Method: EPA 200.7									
Barium	313	ug/L	5.0	1.5	1	04/19/18 09:51	04/23/18 17:32	7440-39-3	
Beryllium	<0.16	ug/L	1.0	0.16	1	04/19/18 09:51	04/23/18 17:32	7440-41-7	
Calcium	126000	ug/L	200	53.5	1	04/19/18 09:51	04/23/18 17:32	7440-70-2	
Cobalt	<0.87	ug/L	5.0	0.87	1	04/19/18 09:51	04/23/18 17:32	7440-48-4	
Iron	6990	ug/L	50.0	6.1	1	04/19/18 09:51	04/23/18 17:32	7439-89-6	
Lead	3.4J	ug/L	10.0	3.0	1	04/19/18 09:51	04/23/18 17:32	7439-92-1	
Lithium	41.5	ug/L	10.0	4.6	1	04/19/18 09:51	04/23/18 17:32	7439-93-2	
Magnesium	24800	ug/L	50.0	14.0	1	04/19/18 09:51	04/23/18 17:32	7439-95-4	
Manganese	273	ug/L	5.0	0.73	1	04/19/18 09:51	04/23/18 17:32	7439-96-5	
Molybdenum	2.4J	ug/L	20.0	0.90	1	04/19/18 09:51	04/23/18 17:32	7439-98-7	
Potassium	3810	ug/L	500	79.3	1	04/19/18 09:51	04/23/18 17:32	7440-09-7	
Sodium	5090	ug/L	500	157	1	04/19/18 09:51	04/23/18 17:32	7440-23-5	
200.8 MET ICPMS									
Analytical Method: EPA 200.8 Preparation Method: EPA 200.8									
Antimony	<0.026	ug/L	1.0	0.026	1	04/19/18 09:51	04/27/18 13:00	7440-36-0	
Arsenic	31.3	ug/L	1.0	0.052	1	04/19/18 09:51	04/27/18 13:00	7440-38-2	
Cadmium	<0.018	ug/L	0.50	0.018	1	04/19/18 09:51	04/27/18 13:00	7440-43-9	
Chromium	<0.054	ug/L	1.0	0.054	1	04/19/18 09:51	04/27/18 13:00	7440-47-3	
Selenium	<0.086	ug/L	1.0	0.086	1	04/19/18 09:51	04/27/18 13:00	7782-49-2	
Thallium	<0.036	ug/L	1.0	0.036	1	04/19/18 09:51	04/27/18 13:00	7440-28-0	
7470 Mercury									
Analytical Method: EPA 7470 Preparation Method: EPA 7470									
Mercury	<0.090	ug/L	0.20	0.090	1	04/20/18 11:17	04/20/18 14:49	7439-97-6	
2320B Alkalinity									
Analytical Method: SM 2320B									
Alkalinity, Total as CaCO3	396	mg/L	20.0	4.9	1		04/13/18 15:07		
300.0 IC Anions 28 Days									
Analytical Method: EPA 300.0									
Chloride	11.5	mg/L	1.0	0.46	1		04/22/18 13:51	16887-00-6	
Fluoride	0.26	mg/L	0.20	0.063	1		04/22/18 13:51	16984-48-8	
Sulfate	33.9	mg/L	2.0	0.47	2		04/22/18 20:33	14808-79-8	

REPORT OF LABORATORY ANALYSIS

This report shall not be reproduced, except in full,
without the written consent of Pace Analytical Services, LLC.

ANALYTICAL RESULTS

Project: AMEREN LEC ASSESSMENT

Pace Project No.: 60267849

Sample: L-UMW-DUP-1 **Lab ID:** 60267849012 Collected: 04/09/18 08:00 Received: 04/11/18 03:45 Matrix: Water

Parameters	Results	Units	PQL	MDL	DF	Prepared	Analyzed	CAS No.	Qual
200.7 Metals, Total		Analytical Method: EPA 200.7 Preparation Method: EPA 200.7							
Barium	455	ug/L	5.0	1.5	1	04/19/18 09:51	04/23/18 17:34	7440-39-3	
Beryllium	<0.16	ug/L	1.0	0.16	1	04/19/18 09:51	04/23/18 17:34	7440-41-7	
Calcium	130000	ug/L	200	53.5	1	04/19/18 09:51	04/23/18 17:34	7440-70-2	
Cobalt	<0.87	ug/L	5.0	0.87	1	04/19/18 09:51	04/23/18 17:34	7440-48-4	
Iron	22400	ug/L	50.0	6.1	1	04/19/18 09:51	04/23/18 17:34	7439-89-6	
Lead	3.3J	ug/L	10.0	3.0	1	04/19/18 09:51	04/23/18 17:34	7439-92-1	
Lithium	31.8	ug/L	10.0	4.6	1	04/19/18 09:51	04/23/18 17:34	7439-93-2	
Magnesium	32100	ug/L	50.0	14.0	1	04/19/18 09:51	04/23/18 17:34	7439-95-4	
Manganese	814	ug/L	5.0	0.73	1	04/19/18 09:51	04/23/18 17:34	7439-96-5	
Molybdenum	10.4J	ug/L	20.0	0.90	1	04/19/18 09:51	04/23/18 17:34	7439-98-7	
Potassium	4930	ug/L	500	79.3	1	04/19/18 09:51	04/23/18 17:34	7440-09-7	
Sodium	12500	ug/L	500	157	1	04/19/18 09:51	04/23/18 17:34	7440-23-5	
200.8 MET ICPMS		Analytical Method: EPA 200.8 Preparation Method: EPA 200.8							
Antimony	<0.026	ug/L	1.0	0.026	1	04/19/18 09:51	04/27/18 13:05	7440-36-0	
Arsenic	27.9	ug/L	1.0	0.052	1	04/19/18 09:51	04/27/18 13:05	7440-38-2	
Cadmium	<0.018	ug/L	0.50	0.018	1	04/19/18 09:51	04/27/18 13:05	7440-43-9	
Chromium	0.12J	ug/L	1.0	0.054	1	04/19/18 09:51	04/27/18 13:05	7440-47-3	
Selenium	<0.086	ug/L	1.0	0.086	1	04/19/18 09:51	04/27/18 13:05	7782-49-2	
Thallium	<0.036	ug/L	1.0	0.036	1	04/19/18 09:51	04/27/18 13:05	7440-28-0	
7470 Mercury		Analytical Method: EPA 7470 Preparation Method: EPA 7470							
Mercury	<0.090	ug/L	0.20	0.090	1	04/20/18 11:17	04/20/18 14:51	7439-97-6	
2320B Alkalinity		Analytical Method: SM 2320B							
Alkalinity, Total as CaCO3	499	mg/L	20.0	4.9	1		04/13/18 15:13		
300.0 IC Anions 28 Days		Analytical Method: EPA 300.0							
Chloride	9.2	mg/L	1.0	0.46	1		04/22/18 21:13	16887-00-6	
Fluoride	0.22	mg/L	0.20	0.063	1		04/22/18 21:13	16984-48-8	
Sulfate	4.8	mg/L	1.0	0.24	1		04/22/18 21:13	14808-79-8	

REPORT OF LABORATORY ANALYSIS

This report shall not be reproduced, except in full,
without the written consent of Pace Analytical Services, LLC.

ANALYTICAL RESULTS

Project: AMEREN LEC ASSESSMENT

Pace Project No.: 60267849

Sample: L-UMW-DUP-2 **Lab ID: 60267849013** Collected: 04/10/18 08:00 Received: 04/11/18 03:45 Matrix: Water

Parameters	Results	Units	PQL	MDL	DF	Prepared	Analyzed	CAS No.	Qual
200.7 Metals, Total									
Analytical Method: EPA 200.7 Preparation Method: EPA 200.7									
Barium	102	ug/L	5.0	1.5	1	04/19/18 09:51	04/23/18 17:37	7440-39-3	
Beryllium	<0.16	ug/L	1.0	0.16	1	04/19/18 09:51	04/23/18 17:37	7440-41-7	
Calcium	113000	ug/L	200	53.5	1	04/19/18 09:51	04/23/18 17:37	7440-70-2	
Cobalt	<0.87	ug/L	5.0	0.87	1	04/19/18 09:51	04/23/18 17:37	7440-48-4	
Iron	491	ug/L	50.0	6.1	1	04/19/18 09:51	04/23/18 17:37	7439-89-6	
Lead	<3.0	ug/L	10.0	3.0	1	04/19/18 09:51	04/23/18 17:37	7439-92-1	
Lithium	19.5	ug/L	10.0	4.6	1	04/19/18 09:51	04/23/18 17:37	7439-93-2	
Magnesium	7810	ug/L	50.0	14.0	1	04/19/18 09:51	04/23/18 17:37	7439-95-4	
Manganese	250	ug/L	5.0	0.73	1	04/19/18 09:51	04/23/18 17:37	7439-96-5	
Molybdenum	200	ug/L	20.0	0.90	1	04/19/18 09:51	04/23/18 17:37	7439-98-7	
Potassium	11000	ug/L	500	79.3	1	04/19/18 09:51	04/23/18 17:37	7440-09-7	
Sodium	71300	ug/L	500	157	1	04/19/18 09:51	04/23/18 17:37	7440-23-5	
200.8 MET ICPMS									
Analytical Method: EPA 200.8 Preparation Method: EPA 200.8									
Antimony	<0.026	ug/L	1.0	0.026	1	04/19/18 09:51	04/27/18 13:09	7440-36-0	
Arsenic	2.5	ug/L	1.0	0.052	1	04/19/18 09:51	04/27/18 13:09	7440-38-2	
Cadmium	0.019J	ug/L	0.50	0.018	1	04/19/18 09:51	04/27/18 13:09	7440-43-9	
Chromium	0.12J	ug/L	1.0	0.054	1	04/19/18 09:51	04/27/18 13:09	7440-47-3	
Selenium	0.099J	ug/L	1.0	0.086	1	04/19/18 09:51	04/27/18 13:09	7782-49-2	
Thallium	<0.036	ug/L	1.0	0.036	1	04/19/18 09:51	04/27/18 13:09	7440-28-0	
7470 Mercury									
Analytical Method: EPA 7470 Preparation Method: EPA 7470									
Mercury	<0.090	ug/L	0.20	0.090	1	04/20/18 11:17	04/20/18 14:53	7439-97-6	
2320B Alkalinity									
Analytical Method: SM 2320B									
Alkalinity, Total as CaCO3	59.9	mg/L	20.0	4.9	1		04/13/18 15:37		
300.0 IC Anions 28 Days									
Analytical Method: EPA 300.0									
Chloride	14.4	mg/L	1.0	0.46	1		04/22/18 14:18	16887-00-6	
Fluoride	0.19J	mg/L	0.20	0.063	1		04/22/18 14:18	16984-48-8	
Sulfate	406	mg/L	50.0	11.8	50		04/22/18 21:27	14808-79-8	

REPORT OF LABORATORY ANALYSIS

This report shall not be reproduced, except in full,
without the written consent of Pace Analytical Services, LLC.

ANALYTICAL RESULTS

Project: AMEREN LEC ASSESSMENT

Pace Project No.: 60267849

Sample: L-UMW-FB-1 **Lab ID: 60267849014** Collected: 04/09/18 08:35 Received: 04/11/18 03:45 Matrix: Water

Parameters	Results	Units	PQL	MDL	DF	Prepared	Analyzed	CAS No.	Qual
200.7 Metals, Total									
Analytical Method: EPA 200.7 Preparation Method: EPA 200.7									
Barium	<1.5	ug/L	5.0	1.5	1	04/19/18 09:51	04/23/18 17:43	7440-39-3	
Beryllium	<0.16	ug/L	1.0	0.16	1	04/19/18 09:51	04/23/18 17:43	7440-41-7	
Calcium	<53.5	ug/L	200	53.5	1	04/19/18 09:51	04/23/18 17:43	7440-70-2	
Cobalt	<0.87	ug/L	5.0	0.87	1	04/19/18 09:51	04/23/18 17:43	7440-48-4	
Iron	<6.1	ug/L	50.0	6.1	1	04/19/18 09:51	04/23/18 17:43	7439-89-6	
Lead	<3.0	ug/L	10.0	3.0	1	04/19/18 09:51	04/23/18 17:43	7439-92-1	
Lithium	<4.6	ug/L	10.0	4.6	1	04/19/18 09:51	04/23/18 17:43	7439-93-2	
Magnesium	<14.0	ug/L	50.0	14.0	1	04/19/18 09:51	04/23/18 17:43	7439-95-4	
Manganese	<0.73	ug/L	5.0	0.73	1	04/19/18 09:51	04/23/18 17:43	7439-96-5	
Molybdenum	<0.90	ug/L	20.0	0.90	1	04/19/18 09:51	04/23/18 17:43	7439-98-7	
Potassium	<79.3	ug/L	500	79.3	1	04/19/18 09:51	04/23/18 17:43	7440-09-7	
Sodium	<157	ug/L	500	157	1	04/19/18 09:51	04/23/18 17:43	7440-23-5	
200.8 MET ICPMS									
Analytical Method: EPA 200.8 Preparation Method: EPA 200.8									
Antimony	<0.026	ug/L	1.0	0.026	1	04/19/18 09:51	04/27/18 13:13	7440-36-0	
Arsenic	<0.052	ug/L	1.0	0.052	1	04/19/18 09:51	04/27/18 13:13	7440-38-2	
Cadmium	<0.018	ug/L	0.50	0.018	1	04/19/18 09:51	04/27/18 13:13	7440-43-9	
Chromium	<0.054	ug/L	1.0	0.054	1	04/19/18 09:51	04/27/18 13:13	7440-47-3	
Selenium	<0.086	ug/L	1.0	0.086	1	04/19/18 09:51	04/27/18 13:13	7782-49-2	
Thallium	<0.036	ug/L	1.0	0.036	1	04/19/18 09:51	04/27/18 13:13	7440-28-0	
7470 Mercury									
Analytical Method: EPA 7470 Preparation Method: EPA 7470									
Mercury	<0.090	ug/L	0.20	0.090	1	04/20/18 11:17	04/20/18 14:55	7439-97-6	
2320B Alkalinity									
Analytical Method: SM 2320B									
Alkalinity, Total as CaCO3	<4.9	mg/L	20.0	4.9	1		04/13/18 15:16		
300.0 IC Anions 28 Days									
Analytical Method: EPA 300.0									
Chloride	<0.46	mg/L	1.0	0.46	1		04/22/18 21:40	16887-00-6	
Fluoride	<0.063	mg/L	0.20	0.063	1		04/22/18 21:40	16984-48-8	
Sulfate	<0.24	mg/L	1.0	0.24	1		04/22/18 21:40	14808-79-8	

REPORT OF LABORATORY ANALYSIS

This report shall not be reproduced, except in full,
without the written consent of Pace Analytical Services, LLC.

ANALYTICAL RESULTS

Project: AMEREN LEC ASSESSMENT

Pace Project No.: 60267849

Sample: L-UMW-FB-2 **Lab ID: 60267849015** Collected: 04/10/18 10:20 Received: 04/11/18 03:45 Matrix: Water

Parameters	Results	Units	PQL	MDL	DF	Prepared	Analyzed	CAS No.	Qual
200.7 Metals, Total		Analytical Method: EPA 200.7 Preparation Method: EPA 200.7							
Barium	<1.5	ug/L	5.0	1.5	1	04/19/18 09:51	04/23/18 17:45	7440-39-3	
Beryllium	<0.16	ug/L	1.0	0.16	1	04/19/18 09:51	04/23/18 17:45	7440-41-7	
Calcium	<53.5	ug/L	200	53.5	1	04/19/18 09:51	04/23/18 17:45	7440-70-2	
Cobalt	<0.87	ug/L	5.0	0.87	1	04/19/18 09:51	04/23/18 17:45	7440-48-4	
Iron	<6.1	ug/L	50.0	6.1	1	04/19/18 09:51	04/23/18 17:45	7439-89-6	
Lead	<3.0	ug/L	10.0	3.0	1	04/19/18 09:51	04/23/18 17:45	7439-92-1	
Lithium	<4.6	ug/L	10.0	4.6	1	04/19/18 09:51	04/23/18 17:45	7439-93-2	
Magnesium	<14.0	ug/L	50.0	14.0	1	04/19/18 09:51	04/23/18 17:45	7439-95-4	
Manganese	<0.73	ug/L	5.0	0.73	1	04/19/18 09:51	04/23/18 17:45	7439-96-5	
Molybdenum	<0.90	ug/L	20.0	0.90	1	04/19/18 09:51	04/23/18 17:45	7439-98-7	
Potassium	<79.3	ug/L	500	79.3	1	04/19/18 09:51	04/23/18 17:45	7440-09-7	
Sodium	<157	ug/L	500	157	1	04/19/18 09:51	04/23/18 17:45	7440-23-5	
200.8 MET ICPMS		Analytical Method: EPA 200.8 Preparation Method: EPA 200.8							
Antimony	<0.026	ug/L	1.0	0.026	1	04/19/18 09:51	04/27/18 12:34	7440-36-0	
Arsenic	<0.052	ug/L	1.0	0.052	1	04/19/18 09:51	04/27/18 12:34	7440-38-2	
Cadmium	<0.018	ug/L	0.50	0.018	1	04/19/18 09:51	04/27/18 12:34	7440-43-9	
Chromium	0.14J	ug/L	1.0	0.054	1	04/19/18 09:51	04/27/18 12:34	7440-47-3	
Selenium	<0.086	ug/L	1.0	0.086	1	04/19/18 09:51	04/27/18 12:34	7782-49-2	
Thallium	<0.036	ug/L	1.0	0.036	1	04/19/18 09:51	04/27/18 12:34	7440-28-0	
7470 Mercury		Analytical Method: EPA 7470 Preparation Method: EPA 7470							
Mercury	<0.090	ug/L	0.20	0.090	1	04/20/18 11:17	04/20/18 14:58	7439-97-6	
2320B Alkalinity		Analytical Method: SM 2320B							
Alkalinity, Total as CaCO3	<4.9	mg/L	20.0	4.9	1		04/13/18 15:39		
300.0 IC Anions 28 Days		Analytical Method: EPA 300.0							
Chloride	<0.46	mg/L	1.0	0.46	1		04/22/18 21:53	16887-00-6	
Fluoride	<0.063	mg/L	0.20	0.063	1		04/22/18 21:53	16984-48-8	
Sulfate	<0.24	mg/L	1.0	0.24	1		04/22/18 21:53	14808-79-8	

REPORT OF LABORATORY ANALYSIS

This report shall not be reproduced, except in full,
without the written consent of Pace Analytical Services, LLC.

QUALITY CONTROL DATA

Project: AMEREN LEC ASSESSMENT

Pace Project No.: 60267849

QC Batch: 522546

Analysis Method: EPA 7470

QC Batch Method: EPA 7470

Analysis Description: 7470 Mercury

Associated Lab Samples: 60267849001, 60267849002, 60267849003, 60267849004, 60267849005, 60267849006, 60267849007, 60267849008, 60267849009, 60267849010, 60267849011, 60267849012, 60267849013, 60267849014, 60267849015

METHOD BLANK: 2139209

Matrix: Water

Associated Lab Samples: 60267849001, 60267849002, 60267849003, 60267849004, 60267849005, 60267849006, 60267849007, 60267849008, 60267849009, 60267849010, 60267849011, 60267849012, 60267849013, 60267849014, 60267849015

Parameter	Units	Blank Result	Reporting Limit	MDL	Analyzed	Qualifiers
Mercury	ug/L	<0.090	0.20	0.090	04/20/18 14:14	

LABORATORY CONTROL SAMPLE: 2139210

Parameter	Units	Spike Conc.	LCS Result	LCS % Rec	% Rec Limits	Qualifiers
Mercury	ug/L	5	4.8	96	80-120	

MATRIX SPIKE & MATRIX SPIKE DUPLICATE: 2139211 2139212

Parameter	Units	60267849007 Result	MS Spike Conc.	MSD Spike Conc.	MS Result	MSD Result	MS % Rec	MSD % Rec	% Rec Limits	RPD	Max RPD	Qual
Mercury	ug/L	<0.090	5	5	4.8	4.8	97	97	75-125	0	20	

Results presented on this page are in the units indicated by the "Units" column except where an alternate unit is presented to the right of the result.

REPORT OF LABORATORY ANALYSIS

This report shall not be reproduced, except in full,
without the written consent of Pace Analytical Services, LLC.

QUALITY CONTROL DATA

Project: AMEREN LEC ASSESSMENT

Pace Project No.: 60267849

QC Batch: 522349 Analysis Method: EPA 200.7
 QC Batch Method: EPA 200.7 Analysis Description: 200.7 Metals, Total
 Associated Lab Samples: 60267849001, 60267849002, 60267849003, 60267849004, 60267849005, 60267849006, 60267849007, 60267849008, 60267849009, 60267849010, 60267849011, 60267849012, 60267849013, 60267849014, 60267849015

METHOD BLANK: 2138246 Matrix: Water

Associated Lab Samples: 60267849001, 60267849002, 60267849003, 60267849004, 60267849005, 60267849006, 60267849007, 60267849008, 60267849009, 60267849010, 60267849011, 60267849012, 60267849013, 60267849014, 60267849015

Parameter	Units	Blank Result	Reporting Limit	MDL	Analyzed	Qualifiers
Barium	ug/L	<1.5	5.0	1.5	04/23/18 16:58	
Beryllium	ug/L	0.19J	1.0	0.16	04/23/18 16:58	
Calcium	ug/L	<53.5	200	53.5	04/23/18 16:58	
Cobalt	ug/L	<0.87	5.0	0.87	04/23/18 16:58	
Iron	ug/L	<6.1	50.0	6.1	04/23/18 16:58	
Lead	ug/L	<3.0	10.0	3.0	04/23/18 16:58	
Lithium	ug/L	<4.6	10.0	4.6	04/23/18 16:58	
Magnesium	ug/L	<14.0	50.0	14.0	04/23/18 16:58	
Manganese	ug/L	0.88J	5.0	0.73	04/23/18 16:58	
Molybdenum	ug/L	<0.90	20.0	0.90	04/23/18 16:58	
Potassium	ug/L	<79.3	500	79.3	04/23/18 16:58	
Sodium	ug/L	<157	500	157	04/23/18 16:58	

LABORATORY CONTROL SAMPLE: 2138247

Parameter	Units	Spike Conc.	LCS Result	LCS % Rec	% Rec Limits	Qualifiers
Barium	ug/L	1000	1020	102	85-115	
Beryllium	ug/L	1000	1010	101	85-115	
Calcium	ug/L	10000	9970	100	85-115	
Cobalt	ug/L	1000	1020	102	85-115	
Iron	ug/L	10000	10100	101	85-115	
Lead	ug/L	1000	1010	101	85-115	
Lithium	ug/L	1000	1010	101	85-115	
Magnesium	ug/L	10000	9880	99	85-115	
Manganese	ug/L	1000	1010	101	85-115	
Molybdenum	ug/L	1000	1000	100	85-115	
Potassium	ug/L	10000	9780	98	85-115	
Sodium	ug/L	10000	9780	98	85-115	

MATRIX SPIKE SAMPLE: 2138248

Parameter	Units	60267849001 Result	Spike Conc.	MS Result	MS % Rec	% Rec Limits	Qualifiers
Barium	ug/L	494	1000	1500	101	70-130	
Beryllium	ug/L	<0.16	1000	1010	101	70-130	
Calcium	ug/L	139000	10000	146000	77	70-130	

Results presented on this page are in the units indicated by the "Units" column except where an alternate unit is presented to the right of the result.

REPORT OF LABORATORY ANALYSIS

This report shall not be reproduced, except in full,
without the written consent of Pace Analytical Services, LLC.

QUALITY CONTROL DATA

Project: AMEREN LEC ASSESSMENT

Pace Project No.: 60267849

MATRIX SPIKE SAMPLE: 2138248		60267849001	Spike	MS	MS	% Rec	Qualifiers
Parameter	Units	Result	Conc.	Result	% Rec	Limits	
Cobalt	ug/L	<0.87	1000	992	99	70-130	
Iron	ug/L	13900	10000	23500	96	70-130	
Lead	ug/L	3.4J	1000	981	98	70-130	
Lithium	ug/L	26.8	1000	1060	103	70-130	
Magnesium	ug/L	36900	10000	46300	94	70-130	
Manganese	ug/L	386	1000	1340	96	70-130	
Molybdenum	ug/L	1.2J	1000	1010	101	70-130	
Potassium	ug/L	7010	10000	16600	95	70-130	
Sodium	ug/L	27500	10000	37100	97	70-130	

MATRIX SPIKE & MATRIX SPIKE DUPLICATE: 2138249		2138250									
Parameter	Units	60267849007	MS	MSD	MS	MSD	MS	MSD	% Rec	Max	Qual
		Result	Spike	Spike	Result	Result	% Rec	% Rec	Limits	RPD	
Barium	ug/L	157	1000	1000	1170	1180	101	102	70-130	0	20
Beryllium	ug/L	<0.16	1000	1000	1000	1000	100	100	70-130	0	20
Calcium	ug/L	202000	10000	10000	207000	214000	56	118	70-130	3	20 M1
Cobalt	ug/L	<0.87	1000	1000	986	978	99	98	70-130	1	20
Iron	ug/L	12600	10000	10000	22300	22600	97	100	70-130	2	20
Lead	ug/L	<3.0	1000	1000	957	953	96	95	70-130	0	20
Lithium	ug/L	19.4	1000	1000	1060	1060	104	104	70-130	0	20
Magnesium	ug/L	28900	10000	10000	37800	38400	88	95	70-130	2	20
Manganese	ug/L	2100	1000	1000	3050	3090	95	99	70-130	1	20
Molybdenum	ug/L	214	1000	1000	1220	1210	100	100	70-130	0	20
Potassium	ug/L	6630	10000	10000	16200	16400	96	98	70-130	1	20
Sodium	ug/L	73800	10000	10000	82200	84400	84	106	70-130	3	20

Results presented on this page are in the units indicated by the "Units" column except where an alternate unit is presented to the right of the result.

REPORT OF LABORATORY ANALYSIS

This report shall not be reproduced, except in full,
without the written consent of Pace Analytical Services, LLC.

QUALITY CONTROL DATA

Project: AMEREN LEC ASSESSMENT

Pace Project No.: 60267849

QC Batch: 522350 Analysis Method: EPA 200.8

QC Batch Method: EPA 200.8 Analysis Description: 200.8 MET

Associated Lab Samples: 60267849001, 60267849002, 60267849003, 60267849004, 60267849005, 60267849006, 60267849007, 60267849008, 60267849009, 60267849010, 60267849011, 60267849012, 60267849013, 60267849014, 60267849015

METHOD BLANK: 2138251 Matrix: Water

Associated Lab Samples: 60267849001, 60267849002, 60267849003, 60267849004, 60267849005, 60267849006, 60267849007, 60267849008, 60267849009, 60267849010, 60267849011, 60267849012, 60267849013, 60267849014, 60267849015

Parameter	Units	Blank Result	Reporting Limit	MDL	Analyzed	Qualifiers
Antimony	ug/L	<0.026	1.0	0.026	04/27/18 11:41	
Arsenic	ug/L	<0.052	1.0	0.052	04/27/18 11:41	
Cadmium	ug/L	<0.018	0.50	0.018	04/27/18 11:41	
Chromium	ug/L	<0.054	1.0	0.054	04/27/18 11:41	
Selenium	ug/L	<0.086	1.0	0.086	04/27/18 11:41	
Thallium	ug/L	<0.036	1.0	0.036	04/27/18 11:41	

LABORATORY CONTROL SAMPLE: 2138252

Parameter	Units	Spike Conc.	LCS Result	LCS % Rec	% Rec Limits	Qualifiers
Antimony	ug/L	40	40.0	100	85-115	
Arsenic	ug/L	40	40.9	102	85-115	
Cadmium	ug/L	40	39.8	100	85-115	
Chromium	ug/L	40	40.5	101	85-115	
Selenium	ug/L	40	39.4	98	85-115	
Thallium	ug/L	40	36.8	92	85-115	

MATRIX SPIKE SAMPLE: 2138253

Parameter	Units	60267849002 Result	Spike Conc.	MS Result	MS % Rec	% Rec Limits	Qualifiers
Antimony	ug/L	<0.026	40	40.6	101	70-130	
Arsenic	ug/L	1.9	40	43.1	103	70-130	
Cadmium	ug/L	<0.018	40	39.1	98	70-130	
Chromium	ug/L	0.11J	40	40.6	101	70-130	
Selenium	ug/L	<0.086	40	37.8	95	70-130	
Thallium	ug/L	<0.036	40	36.0	90	70-130	

MATRIX SPIKE SAMPLE: 2138254

Parameter	Units	60267849007 Result	Spike Conc.	MS Result	MS % Rec	% Rec Limits	Qualifiers
Antimony	ug/L	<0.026	40	40.3	101	70-130	
Arsenic	ug/L	19.7	40	61.5	104	70-130	
Cadmium	ug/L	<0.018	40	38.4	96	70-130	

Results presented on this page are in the units indicated by the "Units" column except where an alternate unit is presented to the right of the result.

REPORT OF LABORATORY ANALYSIS

This report shall not be reproduced, except in full, without the written consent of Pace Analytical Services, LLC.

QUALITY CONTROL DATA

Project: AMEREN LEC ASSESSMENT

Pace Project No.: 60267849

MATRIX SPIKE SAMPLE:		2138254					
Parameter	Units	60267849007 Result	Spike Conc.	MS Result	MS % Rec	% Rec Limits	Qualifiers
Chromium	ug/L	0.085J	40	39.8	99	70-130	
Selenium	ug/L	0.089J	40	38.0	95	70-130	
Thallium	ug/L	<0.036	40	35.8	89	70-130	

Results presented on this page are in the units indicated by the "Units" column except where an alternate unit is presented to the right of the result.

REPORT OF LABORATORY ANALYSIS

This report shall not be reproduced, except in full,
without the written consent of Pace Analytical Services, LLC.

QUALITY CONTROL DATA

Project: AMEREN LEC ASSESSMENT

Pace Project No.: 60267849

QC Batch: 521591

Analysis Method: SM 2320B

QC Batch Method: SM 2320B

Analysis Description: 2320B Alkalinity

Associated Lab Samples: 60267849001, 60267849004, 60267849005, 60267849006, 60267849007, 60267849008, 60267849009

METHOD BLANK: 2135241

Matrix: Water

Associated Lab Samples: 60267849001, 60267849004, 60267849005, 60267849006, 60267849007, 60267849008, 60267849009

Parameter	Units	Blank Result	Reporting Limit	MDL	Analyzed	Qualifiers
Alkalinity, Total as CaCO ₃	mg/L	<4.9	20.0	4.9	04/13/18 09:14	

LABORATORY CONTROL SAMPLE: 2135242

Parameter	Units	Spike Conc.	LCS Result	LCS % Rec	% Rec Limits	Qualifiers
Alkalinity, Total as CaCO ₃	mg/L	500	490	98	90-110	

SAMPLE DUPLICATE: 2135243

Parameter	Units	60267927003 Result	Dup Result	RPD	Max RPD	Qualifiers
Alkalinity, Total as CaCO ₃	mg/L	805	829	3	10	

SAMPLE DUPLICATE: 2135244

Parameter	Units	60267849007 Result	Dup Result	RPD	Max RPD	Qualifiers
Alkalinity, Total as CaCO ₃	mg/L	362	367	1	10	

Results presented on this page are in the units indicated by the "Units" column except where an alternate unit is presented to the right of the result.

REPORT OF LABORATORY ANALYSIS

This report shall not be reproduced, except in full,
without the written consent of Pace Analytical Services, LLC.

QUALITY CONTROL DATA

Project: AMEREN LEC ASSESSMENT

Pace Project No.: 60267849

QC Batch:	521698	Analysis Method:	SM 2320B
QC Batch Method:	SM 2320B	Analysis Description:	2320B Alkalinity
Associated Lab Samples:	60267849002, 60267849003, 60267849010, 60267849011, 60267849012, 60267849013, 60267849014, 60267849015		

METHOD BLANK: 2135668 Matrix: Water

Associated Lab Samples: 60267849002, 60267849003, 60267849010, 60267849011, 60267849012, 60267849013, 60267849014, 60267849015

Parameter	Units	Blank Result	Reporting Limit	MDL	Analyzed	Qualifiers
Alkalinity, Total as CaCO3	mg/L	<4.9	20.0	4.9	04/13/18 14:44	

LABORATORY CONTROL SAMPLE: 2135669

Parameter	Units	Spike Conc.	LCS Result	LCS % Rec	% Rec Limits	Qualifiers
Alkalinity, Total as CaCO3	mg/L	500	502	100	90-110	

SAMPLE DUPLICATE: 2135670

Parameter	Units	60267849010 Result	Dup Result	RPD	Max RPD	Qualifiers
Alkalinity, Total as CaCO3	mg/L	465	458	1	10	

SAMPLE DUPLICATE: 2135671

Parameter	Units	60267849015 Result	Dup Result	RPD	Max RPD	Qualifiers
Alkalinity, Total as CaCO3	mg/L	<4.9	<4.9		10	

Results presented on this page are in the units indicated by the "Units" column except where an alternate unit is presented to the right of the result.

REPORT OF LABORATORY ANALYSIS

This report shall not be reproduced, except in full,
without the written consent of Pace Analytical Services, LLC.

QUALITY CONTROL DATA

Project: AMEREN LEC ASSESSMENT
Pace Project No.: 60267849

QC Batch: 522621 Analysis Method: EPA 300.0
QC Batch Method: EPA 300.0 Analysis Description: 300.0 IC Anions
Associated Lab Samples: 60267849001, 60267849002, 60267849003, 60267849004, 60267849005, 60267849006, 60267849007, 60267849008, 60267849009, 60267849010, 60267849011, 60267849012, 60267849013, 60267849014, 60267849015

METHOD BLANK: 2139630 Matrix: Water
Associated Lab Samples: 60267849001, 60267849002, 60267849003, 60267849004, 60267849005, 60267849006, 60267849007, 60267849008, 60267849009, 60267849010, 60267849011, 60267849012, 60267849013, 60267849014, 60267849015

Parameter	Units	Blank Result	Reporting Limit	MDL	Analyzed	Qualifiers
Chloride	mg/L	<0.46	1.0	0.46	04/22/18 08:40	
Fluoride	mg/L	<0.063	0.20	0.063	04/22/18 08:40	
Sulfate	mg/L	<0.24	1.0	0.24	04/22/18 08:40	

LABORATORY CONTROL SAMPLE: 2139631

Parameter	Units	Spike Conc.	LCS Result	LCS % Rec	% Rec Limits	Qualifiers
Chloride	mg/L	5	4.9	98	90-110	
Fluoride	mg/L	2.5	2.5	99	90-110	
Sulfate	mg/L	5	4.7	94	90-110	

MATRIX SPIKE SAMPLE: 2139632

Parameter	Units	60267849007 Result	Spike Conc.	MS Result	MS % Rec	% Rec Limits	Qualifiers
Chloride	mg/L	14.2	5	19.0	95	80-120	
Fluoride	mg/L	0.28	2.5	2.5	91	80-120	
Sulfate	mg/L	424	250	666	97	80-120	

MATRIX SPIKE & MATRIX SPIKE DUPLICATE: 2139954 2139955

Parameter	Units	60267849001 Result	MS Spike Conc.	MSD Spike Conc.	MS Result	MSD Result	MS % Rec	MSD % Rec	% Rec Limits	RPD	Max RPD	Qual
Chloride	mg/L	12.9	5	5	17.7	17.9	94	100	80-120	2	15	
Fluoride	mg/L	0.26	2.5	2.5	2.5	2.6	88	93	80-120	4	15	
Sulfate	mg/L	28.0	10	10	38.0	37.0	100	90	80-120	3	15	

Results presented on this page are in the units indicated by the "Units" column except where an alternate unit is presented to the right of the result.

REPORT OF LABORATORY ANALYSIS

This report shall not be reproduced, except in full,
without the written consent of Pace Analytical Services, LLC.

ANALYTICAL RESULTS - RADIOCHEMISTRY

Project: AMEREN LEC ASSESSMENT

Pace Project No.: 60267849

Sample: L-UMW-1D **Lab ID: 60267849001** Collected: 04/09/18 09:05 Received: 04/11/18 03:45 Matrix: Water
PWS: Site ID: Sample Type:

Parameters	Method	Act ± Unc (MDC) Carr Trac	Units	Analyzed	CAS No.	Qual
Radium-226	EPA 903.1	0.564 ± 0.419 (0.524) C:NA T:83%	pCi/L	04/28/18 19:30	13982-63-3	
Radium-228	EPA 904.0	2.00 ± 0.550 (0.548) C:80% T:87%	pCi/L	05/02/18 11:00	15262-20-1	

REPORT OF LABORATORY ANALYSIS

This report shall not be reproduced, except in full,
without the written consent of Pace Analytical Services, LLC.

ANALYTICAL RESULTS - RADIOCHEMISTRY

Project: AMEREN LEC ASSESSMENT

Pace Project No.: 60267849

Parameters	Method	Act ± Unc (MDC) Carr Trac	Units	Analyzed	CAS No.	Qual
Radium-226	EPA 903.1	0.867 ± 0.597 (0.815) C:NA T:80%	pCi/L	04/28/18 19:30	13982-63-3	
Radium-228	EPA 904.0	1.15 ± 0.414 (0.579) C:83% T:83%	pCi/L	05/02/18 10:47	15262-20-1	

REPORT OF LABORATORY ANALYSIS

This report shall not be reproduced, except in full,
without the written consent of Pace Analytical Services, LLC.

ANALYTICAL RESULTS - RADIOCHEMISTRY

Project: AMEREN LEC ASSESSMENT

Pace Project No.: 60267849

Parameters	Method	Act ± Unc (MDC) Carr Trac	Units	Analyzed	CAS No.	Qual
Radium-226	EPA 903.1	0.711 ± 0.472 (0.550) C:NA T:81%	pCi/L	04/28/18 19:30	13982-63-3	
Radium-228	EPA 904.0	0.861 ± 0.396 (0.656) C:78% T:83%	pCi/L	05/02/18 13:52	15262-20-1	

REPORT OF LABORATORY ANALYSIS

This report shall not be reproduced, except in full,
without the written consent of Pace Analytical Services, LLC.

ANALYTICAL RESULTS - RADIOCHEMISTRY

Project: AMEREN LEC ASSESSMENT

Pace Project No.: 60267849

Sample: L-UMW-4D **Lab ID: 60267849004** Collected: 04/09/18 16:20 Received: 04/11/18 03:45 Matrix: Water
PWS: Site ID: Sample Type:

Parameters	Method	Act ± Unc (MDC) Carr Trac	Units	Analyzed	CAS No.	Qual
Radium-226	EPA 903.1	0.200 ± 0.304 (0.180) C:NA T:75%	pCi/L	04/28/18 19:30	13982-63-3	
Radium-228	EPA 904.0	0.614 ± 0.338 (0.597) C:79% T:83%	pCi/L	05/02/18 13:52	15262-20-1	

REPORT OF LABORATORY ANALYSIS

This report shall not be reproduced, except in full,
without the written consent of Pace Analytical Services, LLC.

ANALYTICAL RESULTS - RADIOCHEMISTRY

Project: AMEREN LEC ASSESSMENT

Pace Project No.: 60267849

Parameters	Method	Act ± Unc (MDC) Carr Trac	Units	Analyzed	CAS No.	Qual
Radium-226	EPA 903.1	0.174 ± 0.266 (0.428) C:NA T:83%	pCi/L	04/28/18 19:43	13982-63-3	
Radium-228	EPA 904.0	0.981 ± 0.445 (0.748) C:79% T:81%	pCi/L	05/02/18 13:52	15262-20-1	

REPORT OF LABORATORY ANALYSIS

This report shall not be reproduced, except in full,
without the written consent of Pace Analytical Services, LLC.

ANALYTICAL RESULTS - RADIOCHEMISTRY

Project: AMEREN LEC ASSESSMENT

Pace Project No.: 60267849

Sample: L-UMW-6D		Lab ID: 60267849006	Collected: 04/09/18 14:50	Received: 04/11/18 03:45	Matrix: Water		
PWS:		Site ID:	Sample Type:				
Parameters	Method	Act ± Unc (MDC) Carr Trac		Units	Analyzed	CAS No.	Qual
Radium-226	EPA 903.1	0.564 ± 0.356 (0.153)		pCi/L	04/28/18 19:43	13982-63-3	
		C:NA T:89%					
Radium-228	EPA 904.0	0.770 ± 0.366 (0.611)		pCi/L	05/02/18 13:52	15262-20-1	
		C:79% T:84%					

REPORT OF LABORATORY ANALYSIS

This report shall not be reproduced, except in full,
without the written consent of Pace Analytical Services, LLC.

ANALYTICAL RESULTS - RADIOCHEMISTRY

Project: AMEREN LEC ASSESSMENT

Pace Project No.: 60267849

Parameters	Method	Act ± Unc (MDC) Carr Trac	Units	Analyzed	CAS No.	Qual
Radium-226	EPA 903.1	0.508 ± 0.460 (0.678) C:NA T:83%	pCi/L	04/28/18 19:43	13982-63-3	
Radium-228	EPA 904.0	0.380 ± 0.292 (0.568) C:79% T:88%	pCi/L	05/02/18 13:52	15262-20-1	

REPORT OF LABORATORY ANALYSIS

This report shall not be reproduced, except in full,
without the written consent of Pace Analytical Services, LLC.

ANALYTICAL RESULTS - RADIOCHEMISTRY

Project: AMEREN LEC ASSESSMENT

Pace Project No.: 60267849

Parameters	Method	Act ± Unc (MDC) Carr Trac	Units	Analyzed	CAS No.	Qual
Radium-226	EPA 903.1	0.695 ± 0.414 (0.393) C:NA T:88%	pCi/L	04/28/18 19:43	13982-63-3	
Radium-228	EPA 904.0	0.789 ± 0.388 (0.673) C:78% T:89%	pCi/L	05/02/18 12:26	15262-20-1	

REPORT OF LABORATORY ANALYSIS

This report shall not be reproduced, except in full,
without the written consent of Pace Analytical Services, LLC.

ANALYTICAL RESULTS - RADIOCHEMISTRY

Project: AMEREN LEC ASSESSMENT

Pace Project No.: 60267849

Parameters	Method	Act ± Unc (MDC) Carr Trac	Units	Analyzed	CAS No.	Qual
Radium-226	EPA 903.1	0.000 ± 0.324 (0.703) C:NA T:85%	pCi/L	04/28/18 19:43	13982-63-3	
Radium-228	EPA 904.0	0.375 ± 0.349 (0.717) C:79% T:93%	pCi/L	05/02/18 12:26	15262-20-1	

REPORT OF LABORATORY ANALYSIS

This report shall not be reproduced, except in full,
without the written consent of Pace Analytical Services, LLC.

ANALYTICAL RESULTS - RADIOCHEMISTRY

Project: AMEREN LEC ASSESSMENT

Pace Project No.: 60267849

Parameters	Method	Act ± Unc (MDC) Carr Trac	Units	Analyzed	CAS No.	Qual
Radium-226	EPA 903.1	1.53 ± 0.604 (0.154) C:NA T:86%	pCi/L	04/28/18 19:43	13982-63-3	
Radium-228	EPA 904.0	1.12 ± 0.446 (0.700) C:77% T:92%	pCi/L	05/02/18 12:26	15262-20-1	

REPORT OF LABORATORY ANALYSIS

This report shall not be reproduced, except in full,
without the written consent of Pace Analytical Services, LLC.

ANALYTICAL RESULTS - RADIOCHEMISTRY

Project: AMEREN LEC ASSESSMENT

Pace Project No.: 60267849

Parameters	Method	Act ± Unc (MDC) Carr Trac	Units	Analyzed	CAS No.	Qual
Radium-226	EPA 903.1	0.425 ± 0.299 (0.144) C:NA T:89%	pCi/L	04/28/18 19:57	13982-63-3	
Radium-228	EPA 904.0	0.0787 ± 0.287 (0.652) C:77% T:90%	pCi/L	05/02/18 12:26	15262-20-1	

REPORT OF LABORATORY ANALYSIS

This report shall not be reproduced, except in full,
without the written consent of Pace Analytical Services, LLC.

ANALYTICAL RESULTS - RADIOCHEMISTRY

Project: AMEREN LEC ASSESSMENT

Pace Project No.: 60267849

Sample: L-UMW-DUP-1 **Lab ID: 60267849012** Collected: 04/09/18 08:00 Received: 04/11/18 03:45 Matrix: Water
PWS: Site ID: Sample Type:

Parameters	Method	Act ± Unc (MDC) Carr Trac	Units	Analyzed	CAS No.	Qual
Radium-226	EPA 903.1	0.549 ± 0.435 (0.591) C:NA T:90%	pCi/L	04/28/18 19:57	13982-63-3	
Radium-228	EPA 904.0	0.814 ± 0.406 (0.708) C:82% T:85%	pCi/L	05/02/18 15:33	15262-20-1	

REPORT OF LABORATORY ANALYSIS

This report shall not be reproduced, except in full,
without the written consent of Pace Analytical Services, LLC.

ANALYTICAL RESULTS - RADIOCHEMISTRY

Project: AMEREN LEC ASSESSMENT

Pace Project No.: 60267849

Sample: L-UMW-DUP-2 **Lab ID: 60267849013** Collected: 04/10/18 08:00 Received: 04/11/18 03:45 Matrix: Water
PWS: Site ID: Sample Type:

Parameters	Method	Act ± Unc (MDC) Carr Trac	Units	Analyzed	CAS No.	Qual
Radium-226	EPA 903.1	0.575 ± 0.427 (0.534) C:NA T:82%	pCi/L	04/28/18 19:57	13982-63-3	
Radium-228	EPA 904.0	0.542 ± 0.419 (0.835) C:82% T:82%	pCi/L	05/02/18 15:33	15262-20-1	

REPORT OF LABORATORY ANALYSIS

This report shall not be reproduced, except in full,
without the written consent of Pace Analytical Services, LLC.

ANALYTICAL RESULTS - RADIOCHEMISTRY

Project: AMEREN LEC ASSESSMENT

Pace Project No.: 60267849

Parameters	Method	Act ± Unc (MDC) Carr Trac	Units	Analyzed	CAS No.	Qual
Radium-226	EPA 903.1	0.982 ± 0.468 (0.148) C:NA T:91%	pCi/L	04/28/18 19:57	13982-63-3	
Radium-228	EPA 904.0	0.247 ± 0.380 (0.822) C:84% T:75%	pCi/L	05/02/18 15:33	15262-20-1	

REPORT OF LABORATORY ANALYSIS

This report shall not be reproduced, except in full,
without the written consent of Pace Analytical Services, LLC.

ANALYTICAL RESULTS - RADIOCHEMISTRY

Project: AMEREN LEC ASSESSMENT

Pace Project No.: 60267849

Sample: L-UMW-FB-2 **Lab ID: 60267849015** Collected: 04/10/18 10:20 Received: 04/11/18 03:45 Matrix: Water
PWS: Site ID: Sample Type:

Parameters	Method	Act ± Unc (MDC) Carr Trac	Units	Analyzed	CAS No.	Qual
Radium-226	EPA 903.1	0.272 ± 0.466 (0.817) C:NA T:85%	pCi/L	04/28/18 19:57	13982-63-3	
Radium-228	EPA 904.0	0.128 ± 0.338 (0.757) C:79% T:80%	pCi/L	05/02/18 15:33	15262-20-1	

REPORT OF LABORATORY ANALYSIS

This report shall not be reproduced, except in full,
without the written consent of Pace Analytical Services, LLC.

ANALYTICAL RESULTS - RADIOCHEMISTRY

Project: AMEREN LEC ASSESSMENT

Pace Project No.: 60267849

Sample: L-UMW-7D MS **Lab ID: 60267849016** Collected: 04/09/18 12:40 Received: 04/11/18 03:45 Matrix: Water
PWS: Site ID: Sample Type:

Parameters	Method	Act ± Unc (MDC) Carr Trac	Units	Analyzed	CAS No.	Qual
Radium-226	EPA 903.1	107.5 %REC ± NA (NA) C:NA T:NA	pCi/L	04/28/18 19:57	13982-63-3	
Radium-228	EPA 904.0	83.45 %REC ± NA (NA) C:NA T:NA	pCi/L	05/02/18 15:33	15262-20-1	

REPORT OF LABORATORY ANALYSIS

This report shall not be reproduced, except in full,
without the written consent of Pace Analytical Services, LLC.

ANALYTICAL RESULTS - RADIOCHEMISTRY

Project: AMEREN LEC ASSESSMENT

Pace Project No.: 60267849

Sample: L-UMW-7D MSD		Lab ID: 60267849017	Collected: 04/09/18 12:40	Received: 04/11/18 03:45	Matrix: Water		
PWS:		Site ID:	Sample Type:				
Parameters	Method	Act ± Unc (MDC) Carr Trac		Units	Analyzed	CAS No.	Qual
Radium-226	EPA 903.1	89.86 %REC	17.87 RPD ±	pCi/L	04/28/18 20:09	13982-63-3	
		NA (NA)					
		C:NA T:NA					
Radium-228	EPA 904.0	98.00 %REC	16.04 RPD ±	pCi/L	05/02/18 15:33	15262-20-1	
		NA (NA)					
		C:NA T:NA					

REPORT OF LABORATORY ANALYSIS

This report shall not be reproduced, except in full,
without the written consent of Pace Analytical Services, LLC.

QUALITY CONTROL - RADIOCHEMISTRY

Project: AMEREN LEC ASSESSMENT

Pace Project No.: 60267849

QC Batch: 294766 Analysis Method: EPA 904.0

QC Batch Method: EPA 904.0 Analysis Description: 904.0 Radium 228

Associated Lab Samples: 60267849001, 60267849002, 60267849003, 60267849004, 60267849005, 60267849006, 60267849007, 60267849008, 60267849009, 60267849010, 60267849011, 60267849012, 60267849013, 60267849014, 60267849015, 60267849016, 60267849017

METHOD BLANK: 1443456 Matrix: Water

Associated Lab Samples: 60267849001, 60267849002, 60267849003, 60267849004, 60267849005, 60267849006, 60267849007, 60267849008, 60267849009, 60267849010, 60267849011, 60267849012, 60267849013, 60267849014, 60267849015, 60267849016, 60267849017

Parameter	Act ± Unc (MDC) Carr Trac	Units	Analyzed	Qualifiers
Radium-228	0.278 ± 0.286 (0.588) C:78% T:88%	pCi/L	05/02/18 10:46	

Results presented on this page are in the units indicated by the "Units" column except where an alternate unit is presented to the right of the result.

REPORT OF LABORATORY ANALYSIS

This report shall not be reproduced, except in full,
without the written consent of Pace Analytical Services, LLC.

QUALITY CONTROL - RADIOCHEMISTRY

Project: AMEREN LEC ASSESSMENT

Pace Project No.: 60267849

QC Batch: 294765 Analysis Method: EPA 903.1

QC Batch Method: EPA 903.1 Analysis Description: 903.1 Radium-226

Associated Lab Samples: 60267849001, 60267849002, 60267849003, 60267849004, 60267849005, 60267849006, 60267849007, 60267849008, 60267849009, 60267849010, 60267849011, 60267849012, 60267849013, 60267849014, 60267849015, 60267849016, 60267849017

METHOD BLANK: 1443455 Matrix: Water

Associated Lab Samples: 60267849001, 60267849002, 60267849003, 60267849004, 60267849005, 60267849006, 60267849007, 60267849008, 60267849009, 60267849010, 60267849011, 60267849012, 60267849013, 60267849014, 60267849015, 60267849016, 60267849017

Parameter	Act ± Unc (MDC) Carr Trac	Units	Analyzed	Qualifiers
Radium-226	0.484 ± 0.412 (0.578) C:NA T:87%	pCi/L	04/28/18 19:30	

Results presented on this page are in the units indicated by the "Units" column except where an alternate unit is presented to the right of the result.

REPORT OF LABORATORY ANALYSIS

This report shall not be reproduced, except in full,
without the written consent of Pace Analytical Services, LLC.

QUALIFIERS

Project: AMEREN LEC ASSESSMENT

Pace Project No.: 60267849

DEFINITIONS

DF - Dilution Factor, if reported, represents the factor applied to the reported data due to dilution of the sample aliquot.

ND - Not Detected at or above adjusted reporting limit.

TNTC - Too Numerous To Count

J - Estimated concentration above the adjusted method detection limit and below the adjusted reporting limit.

MDL - Adjusted Method Detection Limit.

PQL - Practical Quantitation Limit.

RL - Reporting Limit.

S - Surrogate

1,2-Diphenylhydrazine decomposes to and cannot be separated from Azobenzene using Method 8270. The result for each analyte is a combined concentration.

Consistent with EPA guidelines, unrounded data are displayed and have been used to calculate % recovery and RPD values.

LCS(D) - Laboratory Control Sample (Duplicate)

MS(D) - Matrix Spike (Duplicate)

DUP - Sample Duplicate

RPD - Relative Percent Difference

NC - Not Calculable.

SG - Silica Gel - Clean-Up

U - Indicates the compound was analyzed for, but not detected.

N-Nitrosodiphenylamine decomposes and cannot be separated from Diphenylamine using Method 8270. The result reported for each analyte is a combined concentration.

Act - Activity

Unc - Uncertainty: SDWA = 1.96 sigma count uncertainty, all other matrices = Expanded Uncertainty (95% confidence interval).

Gamma Spec = Expanded Uncertainty (95.4% Confidence Interval)

(MDC) - Minimum Detectable Concentration

Trac - Tracer Recovery (%)

Carr - Carrier Recovery (%)

Pace Analytical is TNI accredited. Contact your Pace PM for the current list of accredited analytes.

TNI - The NELAC Institute.

LABORATORIES

PASI-K Pace Analytical Services - Kansas City

PASI-PA Pace Analytical Services - Greensburg

ANALYTE QUALIFIERS

B Analyte was detected in the associated method blank.

M1 Matrix spike recovery exceeded QC limits. Batch accepted based on laboratory control sample (LCS) recovery.

REPORT OF LABORATORY ANALYSIS

This report shall not be reproduced, except in full,
without the written consent of Pace Analytical Services, LLC.

QUALITY CONTROL DATA CROSS REFERENCE TABLE

Project: AMEREN LEC ASSESSMENT

Pace Project No.: 60267849

Lab ID	Sample ID	QC Batch Method	QC Batch	Analytical Method	Analytical Batch
60267849001	L-UMW-1D	EPA 200.7	522349	EPA 200.7	522401
60267849002	L-UMW-2D	EPA 200.7	522349	EPA 200.7	522401
60267849003	L-UMW-3D	EPA 200.7	522349	EPA 200.7	522401
60267849004	L-UMW-4D	EPA 200.7	522349	EPA 200.7	522401
60267849005	L-UMW-5D	EPA 200.7	522349	EPA 200.7	522401
60267849006	L-UMW-6D	EPA 200.7	522349	EPA 200.7	522401
60267849007	L-UMW-7D	EPA 200.7	522349	EPA 200.7	522401
60267849008	L-UMW-8D	EPA 200.7	522349	EPA 200.7	522401
60267849009	L-UMW-9D	EPA 200.7	522349	EPA 200.7	522401
60267849010	L-BMW-1D	EPA 200.7	522349	EPA 200.7	522401
60267849011	L-BMW-2D	EPA 200.7	522349	EPA 200.7	522401
60267849012	L-UMW-DUP-1	EPA 200.7	522349	EPA 200.7	522401
60267849013	L-UMW-DUP-2	EPA 200.7	522349	EPA 200.7	522401
60267849014	L-UMW-FB-1	EPA 200.7	522349	EPA 200.7	522401
60267849015	L-UMW-FB-2	EPA 200.7	522349	EPA 200.7	522401
60267849001	L-UMW-1D	EPA 200.8	522350	EPA 200.8	522400
60267849002	L-UMW-2D	EPA 200.8	522350	EPA 200.8	522400
60267849003	L-UMW-3D	EPA 200.8	522350	EPA 200.8	522400
60267849004	L-UMW-4D	EPA 200.8	522350	EPA 200.8	522400
60267849005	L-UMW-5D	EPA 200.8	522350	EPA 200.8	522400
60267849006	L-UMW-6D	EPA 200.8	522350	EPA 200.8	522400
60267849007	L-UMW-7D	EPA 200.8	522350	EPA 200.8	522400
60267849008	L-UMW-8D	EPA 200.8	522350	EPA 200.8	522400
60267849009	L-UMW-9D	EPA 200.8	522350	EPA 200.8	522400
60267849010	L-BMW-1D	EPA 200.8	522350	EPA 200.8	522400
60267849011	L-BMW-2D	EPA 200.8	522350	EPA 200.8	522400
60267849012	L-UMW-DUP-1	EPA 200.8	522350	EPA 200.8	522400
60267849013	L-UMW-DUP-2	EPA 200.8	522350	EPA 200.8	522400
60267849014	L-UMW-FB-1	EPA 200.8	522350	EPA 200.8	522400
60267849015	L-UMW-FB-2	EPA 200.8	522350	EPA 200.8	522400
60267849001	L-UMW-1D	EPA 7470	522546	EPA 7470	522598
60267849002	L-UMW-2D	EPA 7470	522546	EPA 7470	522598
60267849003	L-UMW-3D	EPA 7470	522546	EPA 7470	522598
60267849004	L-UMW-4D	EPA 7470	522546	EPA 7470	522598
60267849005	L-UMW-5D	EPA 7470	522546	EPA 7470	522598
60267849006	L-UMW-6D	EPA 7470	522546	EPA 7470	522598
60267849007	L-UMW-7D	EPA 7470	522546	EPA 7470	522598
60267849008	L-UMW-8D	EPA 7470	522546	EPA 7470	522598
60267849009	L-UMW-9D	EPA 7470	522546	EPA 7470	522598
60267849010	L-BMW-1D	EPA 7470	522546	EPA 7470	522598
60267849011	L-BMW-2D	EPA 7470	522546	EPA 7470	522598
60267849012	L-UMW-DUP-1	EPA 7470	522546	EPA 7470	522598
60267849013	L-UMW-DUP-2	EPA 7470	522546	EPA 7470	522598
60267849014	L-UMW-FB-1	EPA 7470	522546	EPA 7470	522598
60267849015	L-UMW-FB-2	EPA 7470	522546	EPA 7470	522598
60267849001	L-UMW-1D	EPA 903.1	294765		
60267849002	L-UMW-2D	EPA 903.1	294765		

REPORT OF LABORATORY ANALYSIS

This report shall not be reproduced, except in full,
without the written consent of Pace Analytical Services, LLC.

QUALITY CONTROL DATA CROSS REFERENCE TABLE

Project: AMEREN LEC ASSESSMENT

Pace Project No.: 60267849

Lab ID	Sample ID	QC Batch Method	QC Batch	Analytical Method	Analytical Batch
60267849003	L-UMW-3D	EPA 903.1	294765		
60267849004	L-UMW-4D	EPA 903.1	294765		
60267849005	L-UMW-5D	EPA 903.1	294765		
60267849006	L-UMW-6D	EPA 903.1	294765		
60267849007	L-UMW-7D	EPA 903.1	294765		
60267849008	L-UMW-8D	EPA 903.1	294765		
60267849009	L-UMW-9D	EPA 903.1	294765		
60267849010	L-BMW-1D	EPA 903.1	294765		
60267849011	L-BMW-2D	EPA 903.1	294765		
60267849012	L-UMW-DUP-1	EPA 903.1	294765		
60267849013	L-UMW-DUP-2	EPA 903.1	294765		
60267849014	L-UMW-FB-1	EPA 903.1	294765		
60267849015	L-UMW-FB-2	EPA 903.1	294765		
60267849016	L-UMW-7D MS	EPA 903.1	294765		
60267849017	L-UMW-7D MSD	EPA 903.1	294765		
60267849001	L-UMW-1D	EPA 904.0	294766		
60267849002	L-UMW-2D	EPA 904.0	294766		
60267849003	L-UMW-3D	EPA 904.0	294766		
60267849004	L-UMW-4D	EPA 904.0	294766		
60267849005	L-UMW-5D	EPA 904.0	294766		
60267849006	L-UMW-6D	EPA 904.0	294766		
60267849007	L-UMW-7D	EPA 904.0	294766		
60267849008	L-UMW-8D	EPA 904.0	294766		
60267849009	L-UMW-9D	EPA 904.0	294766		
60267849010	L-BMW-1D	EPA 904.0	294766		
60267849011	L-BMW-2D	EPA 904.0	294766		
60267849012	L-UMW-DUP-1	EPA 904.0	294766		
60267849013	L-UMW-DUP-2	EPA 904.0	294766		
60267849014	L-UMW-FB-1	EPA 904.0	294766		
60267849015	L-UMW-FB-2	EPA 904.0	294766		
60267849016	L-UMW-7D MS	EPA 904.0	294766		
60267849017	L-UMW-7D MSD	EPA 904.0	294766		
60267849001	L-UMW-1D	SM 2320B	521591		
60267849002	L-UMW-2D	SM 2320B	521698		
60267849003	L-UMW-3D	SM 2320B	521698		
60267849004	L-UMW-4D	SM 2320B	521591		
60267849005	L-UMW-5D	SM 2320B	521591		
60267849006	L-UMW-6D	SM 2320B	521591		
60267849007	L-UMW-7D	SM 2320B	521591		
60267849008	L-UMW-8D	SM 2320B	521591		
60267849009	L-UMW-9D	SM 2320B	521591		
60267849010	L-BMW-1D	SM 2320B	521698		
60267849011	L-BMW-2D	SM 2320B	521698		
60267849012	L-UMW-DUP-1	SM 2320B	521698		
60267849013	L-UMW-DUP-2	SM 2320B	521698		
60267849014	L-UMW-FB-1	SM 2320B	521698		

REPORT OF LABORATORY ANALYSIS

This report shall not be reproduced, except in full,
without the written consent of Pace Analytical Services, LLC.

QUALITY CONTROL DATA CROSS REFERENCE TABLE

Project: AMEREN LEC ASSESSMENT

Pace Project No.: 60267849

Lab ID	Sample ID	QC Batch Method	QC Batch	Analytical Method	Analytical Batch
60267849015	L-UMW-FB-2	SM 2320B	521698		
60267849001	L-UMW-1D	EPA 300.0	522621		
60267849002	L-UMW-2D	EPA 300.0	522621		
60267849003	L-UMW-3D	EPA 300.0	522621		
60267849004	L-UMW-4D	EPA 300.0	522621		
60267849005	L-UMW-5D	EPA 300.0	522621		
60267849006	L-UMW-6D	EPA 300.0	522621		
60267849007	L-UMW-7D	EPA 300.0	522621		
60267849008	L-UMW-8D	EPA 300.0	522621		
60267849009	L-UMW-9D	EPA 300.0	522621		
60267849010	L-BMW-1D	EPA 300.0	522621		
60267849011	L-BMW-2D	EPA 300.0	522621		
60267849012	L-UMW-DUP-1	EPA 300.0	522621		
60267849013	L-UMW-DUP-2	EPA 300.0	522621		
60267849014	L-UMW-FB-1	EPA 300.0	522621		
60267849015	L-UMW-FB-2	EPA 300.0	522621		

REPORT OF LABORATORY ANALYSIS

This report shall not be reproduced, except in full,
without the written consent of Pace Analytical Services, LLC.



Sample Condition Upon Receipt

WO#: 60267849
Barcode with number 60267849

Client Name: Golden

Courier: FedEx [] UPS [] VIA [] Clay [] PEX [] ECI [] Pace [] Xroads [] Client [] Other []

Tracking #: Pace Shipping Label Used? Yes [] No []

Custody Seal on Cooler/Box Present: Yes [] No [] Seals intact: Yes [] No []

Packing Material: Bubble Wrap [] Bubble Bags [] Foam [] None [] Other []

Thermometer Used: T-266 Type of Ice: Wet Blue None

Cooler Temperature (°C): As-read 0.2/1.3 Corr. Factor +0.2 Corrected 0.4/1.5
Temperature should be above freezing to 6°C 10.1/10.9

Date and initials of person examining contents: 4/11/18

Table with 3 columns: Question, Yes/No/N/A checkboxes, and Notes. Rows include Chain of Custody, Short Hold Time, Rush Turn Around Time, Sufficient volume, Containers intact, etc.

Client Notification/ Resolution: Copy COC to Client? Y / N Field Data Required? Y / N

Person Contacted: Date/Time:

Comments/ Resolution:

Project Manager Review: Jamie Chalk Date: 4/11/18

CHAIN-OF-CUSTODY / Analytical Request Document

The Chain-of-Custody is a LEGAL DOCUMENT. All relevant fields must be completed accurately.

Page: 1 of 2

Section A Required Client Information:		Section B Required Project Information:		Section C Invoice Information:	
Company: Golder Associates	Report To: Mark Haddock (mhaddock@golder.com)	Attention: _____		Company Name: _____	
Address: 820 South Main Street, Suite 100	Copy To: Jeffrey Ingram	Address: _____		REGULATORY AGENCY: _____	
St Charles, MO 63301	Purchase Order No.: _____	Pace Quote Reference: _____		<input type="checkbox"/> NPDES <input checked="" type="checkbox"/> GROUND WATER <input type="checkbox"/> DRINKING WATER <input type="checkbox"/> UST <input type="checkbox"/> RCRA <input type="checkbox"/> OTHER	
Email To: mhaddock@golder.com	Project Name: Ameren Labadie Energy Ctr Assessment	Pace Project Manager: Jamie Church		Site Location: _____ MO	
Phone: 636-724-9191 Fax: 636-724-9323	Project Number: 1531406.0001	Pace Profile #: 9285		STATE: _____	
Requested Due Date/TAT: Standard					

ITEM #	Valid Matrix Codes MATRIX CODE DRINKING WATER: DW WATER: WT WASTE WATER: WW PRODUCT: P SOLID: SL OIL: OL AIR: AR WIP: WP OTHER: OT IS	COLLECTED		SAMPLE TYPE (G=GRAB C=COMP)	MATRIX CODE (see valid codes to left)	# OF CONTAINERS	Preservatives Unpreserved H ₂ SO ₄ HNO ₃ HCl NaOH Na ₂ S ₂ O ₃ Methanol Other	Analysis Test Metals* + Hg Fluoride/Chloride/Sulfate Radium 226 Radium 228 Alkalinity	Requested Analysis Filtered (Y/N)	Temp in °C	Received on	Custody Sealed	Samples Intact	
		COMPOSITE START DATE TIME	COMPOSITE END/GRAB DATE TIME											RELINQUISHED BY / AFFILIATION DATE TIME
1	L-UMW-1D		4/19/18 0905	G	WT	4		1	N					60267849
2	L-UMW-2D		4/19/18 0955	G	WT	1		1	N					2(8121) 8120 0831
3	L-UMW-3D		4/19/18 1620	G	WT	1		1	N					
4	L-UMW-4D		4/19/18 1355	G	WT	1		1	N					
5	L-UMW-5D		4/19/18 1450	G	WT	1		1	N					
6	L-UMW-6D		4/19/18 1240	G	WT	12		3	N					
7	L-UMW-7D		4/19/18 1120	G	WT	4		1	N					
8	L-UMW-8D		4/19/18 1010	G	WT	1		3	N					
9	L-UMW-9D		4/19/18 1455	G	WT	1		1	N					
10	L-BMW-1D		4/19/18 1320	G	WT	1		1	N					
11	L-BMW-2D		4/19/18 1320	G	WT	1		1	N					
12	L-UMW-DUP-1		4/19/18	G	WT	1		1	N					

ADDITIONAL COMMENTS: _____

*EPA 200.7: Ba, Be, Co, Pb, Li, Mo, Ca, Mg, Na, K, Fe, Mn
EPA 200.8: Sb, As, Cd, Cr, Se, Ti

RELINQUISHED BY / AFFILIATION: **Eric Schneider / Golder** DATE TIME: **4/10/18 1410**

ACCEPTED BY / AFFILIATION: **Jamie Church / Ameren** DATE TIME: **4/10/18 1410**

SAMPLER NAME AND SIGNATURE: **Eric Schneider**

PRINT Name of SAMPLER: **Eric Schneider** DATE Signed (MM/DD/YYYY): **04/10/18**

SIGNATURE of SAMPLER: *[Signature]*

*Important Note: By signing this form you are accepting Pace's NET 30 day payment terms and agreeing to late charges of 1.5% per month for any invoices not paid within 30 days.



CHAIN-OF-CUSTODY / Analytical Request Document

The Chain-of-Custody is a LEGAL DOCUMENT. All relevant fields must be completed accurately.

Page: **2** of **2**

Section A Required Client Information: Company: Golder Associates Address: 820 South Main Street, Suite 100 Email To: mhaddock@golder.com Phone: 636-724-9191 Fax: 636-724-9323 Requested Due Date/AT: Standard		Section B Required Project Information: Report To: Mark Haddock (mhaddock@golder.com) Copy To: Jeffrey Ingram Purchase Order No.: Project Name: Ameren Labadie Energy Ctr Assessment Project Number: 1531406.000		Section C Invoice Information: Attention: Company Name: Address: Pace Quote Reference: Pace Project Manager: Jamie Church Pace Profile #: 9285	
REGULATORY AGENCY NPDES / GROUND WATER / DRINKING WATER UST / RCRA / OTHER			Site Location MO		

ITEM #	Valid Matrix Codes MATRIX CODE DRINKING WATER DW WASTE WATER WW ROGUE SL SOLID OIL	SAMPLE TYPE (G=GRAB C=COMP)	COLLECTED		SAMPLE TEMP AT COLLECTION	# OF CONTAINERS	Preservatives Unpreserved H ₂ O ₂ HNO ₃ HCl NaOH Na ₂ S ₂ O ₈ Methanol Other	Requested Analysis Filtered (Y/N)							Temp in °C	Received on Ice (Y/N)	Custody Sealed Cooler (Y/N)	Samples Intact (Y/N)														
			COMPOSITE START	COMPOSITE END/GRAB				MATRIX CODE (see valid codes to left)	DATE	TIME	DATE	TIME	DATE	TIME					DATE	TIME	DATE	TIME										
1	L-UMW-DUP-2	WT G	4/10/18	1700	4/10/18	1700																										
2	L-UMW-FB-1	WT G	4/10/18	0835																												
3	L-UMW-FB-2	WT G	4/10/18	1020																												
4		WT G																														
5		WT G																														
6		WT G																														
7		WT G																														
8		WT G																														
9		WT G																														
10		WT G																														
11		WT G																														
12		WT G																														

60767849

Pace Project No./ Lab I.D.
218014 6020 AY34 013
014
015

ADDITIONAL COMMENTS	RELINQUISHED BY / AFFILIATION	DATE	TIME	ACCEPTED BY / AFFILIATION	DATE	TIME	SAMPLE CONDITIONS
	<i>Eric Schneider/Golder</i>	4/10/18	1710	<i>Eric Schneider/Golder</i>	4/10/18	1710	Temp in °C: 10.3 Received on Ice (Y/N): Y Custody Sealed Cooler (Y/N): Y Samples Intact (Y/N): Y
	<i>Eric Schneider/Golder</i>	4/10/18	1700	<i>Eric Schneider/Golder</i>	4/10/18	0835	Temp in °C: 1.5 Received on Ice (Y/N): Y Custody Sealed Cooler (Y/N): Y Samples Intact (Y/N): Y

SAMPLER NAME AND SIGNATURE

PRINT Name of SAMPLER: **Eric Schneider** DATE Signed (MM/DD/YYYY): **04/10/18**

SIGNATURE of SAMPLER: *Eric Schneider*

MEMORANDUM**DATE** May 9, 2018**Project No.** 1531406**TO** Project File
Golder Associates**CC** Amanda Derhake, Jeff Ingram**FROM** Tommy Goodwin**EMAIL** Tommy_Goodwin@golder.com**DATA VALIDATION SUMMARY, LABADIE ENERGY CENTER – LPCA – AMEREN GROUNDWATER –
DATA PACKAGE 60267849**

The following is a summary of instances where quality control criteria in the functional guidelines were not met and data qualification was required:

- When analytes exceeded the recovery criteria for MS/MSD of a sample, the sample result was not qualified on MS/MSD data alone.
- Reported results with high levels of non-target analytes or other matrix interference were analyzed at dilution and qualified as dilution (D).
- When a compound was detected in a blank (i.e. method, field, rinsate), and the sample results were greater than the MDL and less than the PQL the results were recorded at the PQL value and qualified as non-detects (U).
- When a field duplicate RPD was not met, associated samples were qualified as estimates (J). If the results were less than the MDL (MDC for radionuclide analysis) or detected in a blank below the PQL the results were qualified as non-detects and estimates (UJ).

QA LEVEL II - INORGANIC DATA EVALUATION CHECKLIST

Company Name: Golder Associates
 Project Name: Ameren-Labadie-UMW-Assessment
 Reviewer: T Goodwin

Project Manager: J Ingram
 Project Number: 1531406.0001A
 Validation Date: 5/9/18

Laboratory: Pace Analytical SDG #: 60267849
 Analytical Method (type and no.): Metals 200.7 & 200.8, Hg 7470, Alkalinity 2320B, Anions 300.0, Rad 903.1 & 904.0
 Matrix: Air Soil/Sed. Water Waste
 Sample Names L-UMW1D, L-UMW-2D, L-UMW-3D, L-UMW-4D, L-UMW-5D, L-UMW-6D, L-UMW-7D, L-UMW-8D, L-UMW-9D L-BMW-1D, L-BMW-2D
L-UMW-DUP-1, L-UMW-DUP-2, L-UMW-FB-1, L-UMW-FB-2

NOTE: Please provide calculation in Comment areas or on the back (if on the back please indicate in comment areas).

Field Information	YES	NO	NA	COMMENTS
a) Sampling dates noted?	<input checked="" type="checkbox"/>	<input type="checkbox"/>	<input type="checkbox"/>	<u>4/9/18 - 4/10/18</u>
b) Sampling team indicated?	<input checked="" type="checkbox"/>	<input type="checkbox"/>	<input type="checkbox"/>	
c) Sample location noted?	<input checked="" type="checkbox"/>	<input type="checkbox"/>	<input type="checkbox"/>	
d) Sample depth indicated (Soils)?	<input type="checkbox"/>	<input type="checkbox"/>	<input checked="" type="checkbox"/>	
e) Sample type indicated (grab/composite)?	<input checked="" type="checkbox"/>	<input type="checkbox"/>	<input type="checkbox"/>	<u>Grab</u>
f) Field QC noted?	<input checked="" type="checkbox"/>	<input type="checkbox"/>	<input type="checkbox"/>	
g) Field parameters collected (note types)?	<input checked="" type="checkbox"/>	<input type="checkbox"/>	<input type="checkbox"/>	<u>pH, Cond, Turb, Temp, DO, ORP, Flow, DTW</u>
h) Field Calibration within control limits?	<input checked="" type="checkbox"/>	<input type="checkbox"/>	<input type="checkbox"/>	
i) Notations of unacceptable field conditions/performances from field logs or field notes?	<input type="checkbox"/>	<input checked="" type="checkbox"/>	<input type="checkbox"/>	
j) Does the laboratory narrative indicate deficiencies?	<input type="checkbox"/>	<input type="checkbox"/>	<input checked="" type="checkbox"/>	
Note Deficiencies: _____				

Chain-of-Custody (COC)	YES	NO	NA	COMMENTS
a) Was the COC properly completed?	<input checked="" type="checkbox"/>	<input type="checkbox"/>	<input type="checkbox"/>	
b) Was the COC signed by both field and laboratory personnel?	<input checked="" type="checkbox"/>	<input type="checkbox"/>	<input type="checkbox"/>	
c) Were samples received in good condition?	<input type="checkbox"/>	<input type="checkbox"/>	<input type="checkbox"/>	

General (reference QAPP or Method)	YES	NO	NA	COMMENTS
a) Were hold times met for sample pretreatment?	<input type="checkbox"/>	<input type="checkbox"/>	<input checked="" type="checkbox"/>	
b) Were hold times met for sample analysis?	<input type="checkbox"/>	<input type="checkbox"/>	<input type="checkbox"/>	
c) Were the correct preservatives used?	<input checked="" type="checkbox"/>	<input type="checkbox"/>	<input type="checkbox"/>	
d) Was the correct method used?	<input checked="" type="checkbox"/>	<input type="checkbox"/>	<input type="checkbox"/>	
e) Were appropriate reporting limits achieved?	<input checked="" type="checkbox"/>	<input type="checkbox"/>	<input type="checkbox"/>	
f) Were any sample dilutions noted?	<input checked="" type="checkbox"/>	<input type="checkbox"/>	<input type="checkbox"/>	
g) Were any matrix problems noted?	<input checked="" type="checkbox"/>	<input type="checkbox"/>	<input type="checkbox"/>	

QA LEVEL II - INORGANIC DATA EVALUATION CHECKLIST

Blanks	YES	NO	NA	COMMENTS
a) Were analytes detected in the method blank(s)?	<input checked="" type="checkbox"/>	<input type="checkbox"/>	<input type="checkbox"/>	<u>Bc(0.19), Mn(0.88)</u>
b) Were analytes detected in the field blank(s)?	<input checked="" type="checkbox"/>	<input type="checkbox"/>	<input type="checkbox"/>	<u>FB-1: N/A FB-2: Cr(0.14)</u>
c) Were analytes detected in the equipment blank(s)?	<input type="checkbox"/>	<input type="checkbox"/>	<input checked="" type="checkbox"/>	_____
d) Were analytes detected in the trip blank(s)?	<input type="checkbox"/>	<input type="checkbox"/>	<input checked="" type="checkbox"/>	_____

Laboratory Control Sample (LCS)	YES	NO	NA	COMMENTS
a) Was a LCS analyzed once per SDG?	<input checked="" type="checkbox"/>	<input type="checkbox"/>	<input type="checkbox"/>	_____
b) Were the proper analytes included in the LCS?	<input checked="" type="checkbox"/>	<input type="checkbox"/>	<input type="checkbox"/>	_____
c) Was the LCS accuracy criteria met?	<input checked="" type="checkbox"/>	<input type="checkbox"/>	<input type="checkbox"/>	_____

Duplicates	YES	NO	NA	COMMENTS
a) Were field duplicates collected (note original and duplicate sample names)?	<input checked="" type="checkbox"/>	<input type="checkbox"/>	<input type="checkbox"/>	Dup-1@ <u>UMW-8D</u> Dup-2@ <u>UMW-3D</u> FB-1@ <u>UMW-1D</u> FB-2@ <u>UMW-2D</u>
b) Were field dup. precision criteria met (note RPD)?	<input type="checkbox"/>	<input checked="" type="checkbox"/>	<input type="checkbox"/>	<u>Dup-1: Bc(200), Pb(200), Cr(61), Se(200), Hg(23)</u> Pa 226
c) Were lab duplicates analyzed (note original and duplicate samples)?	<input checked="" type="checkbox"/>	<input type="checkbox"/>	<input type="checkbox"/>	<u>Dup-2: Pb(200), Cd(62), Cr(54), Se(53), Ra 226(21)</u> Ra 228(46)
d) Were lab dup. precision criteria met (note RPD)?	<input checked="" type="checkbox"/>	<input type="checkbox"/>	<input type="checkbox"/>	_____

Blind Standards	YES	NO	NA	COMMENTS
a) Was a blind standard used (indicate name, analytes included and concentrations)?	<input type="checkbox"/>	<input type="checkbox"/>	<input checked="" type="checkbox"/>	_____
b) Was the %D within control limits?	<input type="checkbox"/>	<input type="checkbox"/>	<input checked="" type="checkbox"/>	_____

Matrix Spike/Matrix Spike Duplicate (MS/MSD)	YES	NO	NA	COMMENTS
a) Was MS accuracy criteria met?	<input type="checkbox"/>	<input checked="" type="checkbox"/>	<input type="checkbox"/>	<u>Ca(100)</u>
Recovery could not be calculated since sample contained high concentration of analyte?	<input type="checkbox"/>	<input type="checkbox"/>	<input checked="" type="checkbox"/>	_____
b) Was MSD accuracy criteria met?	<input checked="" type="checkbox"/>	<input type="checkbox"/>	<input type="checkbox"/>	_____
Recovery could not be calculated since sample contained high concentration of analyte?	<input type="checkbox"/>	<input type="checkbox"/>	<input checked="" type="checkbox"/>	_____
c) Were MS/MSD precision criteria met?	<input checked="" type="checkbox"/>	<input type="checkbox"/>	<input type="checkbox"/>	_____

Comments/Notes:

QA LEVEL II - INORGANIC DATA EVALUATION CHECKLIST

Data Qualification:

Sample Name	Constituent(s)	Result	Qualifier	Reason
L-UMW-1D	Sulfate	28.0	D	DF of 2
L-UMW-2D	Chloride	23.1	D	2
⊥	Sulfate	194	D	20
	Chromium (Cr)	1.0	U	Detected in Blank; PQL > Result > MDL
L-UMW-3D	Sulfate	465	D	DF of 50
⊥	Lead (Pb)	3.0	J	RPD exceeded limit; Result > MDL
	Cadmium (Cd)	0.036	J	
	Cr	0.069	J	
	Selenium (Se)	0.17	J	
⊥	Radium-226 (Ra-226)	0.711	J	; Result > MDC
	Radium-228 (Ra-228)	0.861	J	
L-UMW-4D	Chloride	19.8	D	DF of 2
⊥	Sulfate	286	D	20
L-UMW-5D	Sulfate	254	D	20
⊥	Manganese (Mn)	5.0	U	Blank; PQL > Result > MDL
L-UMW-6D	Chloride	21.1	D	DF of 2
⊥	Sulfate	523	D	50
L-UMW-7D	Sulfate	424	D	50
L-UMW-8D	Beryllium (Be)	1.0	U	Blank; PQL > Result > MDL
⊥	Pb	3.0	UJ	RPD exceeded limits; MDL > Result
	Cr	0.064	J	; Result > MDL
	Se	6.087	J	
⊥	Ra-226	0.695	J	; Result > MDC
L-UMW-9D	Chloride	20.1	D	DF of 2
L-BMW-1D	Sulfate	36.9	D	5
L-BMW-2D	Sulfate	33.9	D	2
L-UMW-DUP-1	Pb	3.3	J	RPD exceeded limit; Result > MDL
⊥	Cr	0.12	J	
	Se	0.086	UJ	; MDL > Result
	Ra-226	0.591	UJ	; MDC > Result
See Next Page				

Signature: Tommy J. Good

Date: 5/9/18

QA LEVEL II - INORGANIC DATA EVALUATION CHECKLIST

Data Qualification:

Sample Name	Constituent(s)	Result	Qualifier	Reason
L-UMW-DUP-2	Sulfate	406	D	DF of 50
	Pb	3.0	UJ	RPD exceeded limit; MDL > Result
	Cd	0.017	J	; Result > MDL
	Cr	0.12	J	
	Se	0.099	J	
	Ra-226	0.575	J	
	Ra-228	0.835	UJ	; Result > MDC ; MDC > Result
L-UMW-FB-1	None	—	—	—
L-UMW-FB-2	None	—	—	—
(12)				

Signature: Tommy J. Good

Date: 5/9/2018

June 14, 2018

Mark Haddock
Golder Associates
820 S. Main St
Suite 100
Saint Charles, MO 63301

RE: Project: AMEREN LEC BOTTOM ASH
Pace Project No.: 60271048

Dear Mark Haddock:

Enclosed are the analytical results for sample(s) received by the laboratory on May 23, 2018. The results relate only to the samples included in this report. Results reported herein conform to the most current, applicable TNI/NELAC standards and the laboratory's Quality Assurance Manual, where applicable, unless otherwise noted in the body of the report.

If you have any questions concerning this report, please feel free to contact me.

Sincerely,



Jamie Church
jamie.church@pacelabs.com
314-838-7223
Project Manager

Enclosures

cc: Ryan Feldmann, Golder
Jeffrey Ingram, Golder Associates
John Suozzi, Golder Associates



REPORT OF LABORATORY ANALYSIS

This report shall not be reproduced, except in full,
without the written consent of Pace Analytical Services, LLC.

CERTIFICATIONS

Project: AMEREN LEC BOTTOM ASH

Pace Project No.: 60271048

Pennsylvania Certification IDs

1638 Roseytown Rd Suites 2,3&4, Greensburg, PA 15601
ANAB DOD-ELAP Rad Accreditation #: L2417
Alabama Certification #: 41590
Arizona Certification #: AZ0734
Arkansas Certification
California Certification #: 04222CA
Colorado Certification #: PA01547
Connecticut Certification #: PH-0694
Delaware Certification
EPA Region 4 DW Rad
Florida/TNI Certification #: E87683
Georgia Certification #: C040
Guam Certification
Hawaii Certification
Idaho Certification
Illinois Certification
Indiana Certification
Iowa Certification #: 391
Kansas/TNI Certification #: E-10358
Kentucky Certification #: KY90133
KY WW Permit #: KY0098221
KY WW Permit #: KY0000221
Louisiana DHH/TNI Certification #: LA180012
Louisiana DEQ/TNI Certification #: 4086
Maine Certification #: 2017020
Maryland Certification #: 308
Massachusetts Certification #: M-PA1457
Michigan/PADEP Certification #: 9991

Missouri Certification #: 235
Montana Certification #: Cert0082
Nebraska Certification #: NE-OS-29-14
Nevada Certification #: PA014572018-1
New Hampshire/TNI Certification #: 297617
New Jersey/TNI Certification #: PA051
New Mexico Certification #: PA01457
New York/TNI Certification #: 10888
North Carolina Certification #: 42706
North Dakota Certification #: R-190
Ohio EPA Rad Approval: #41249
Oregon/TNI Certification #: PA200002-010
Pennsylvania/TNI Certification #: 65-00282
Puerto Rico Certification #: PA01457
Rhode Island Certification #: 65-00282
South Dakota Certification
Tennessee Certification #: 02867
Texas/TNI Certification #: T104704188-17-3
Utah/TNI Certification #: PA014572017-9
USDA Soil Permit #: P330-17-00091
Vermont Dept. of Health: ID# VT-0282
Virgin Island/PADEP Certification
Virginia/VELAP Certification #: 9526
Washington Certification #: C868
West Virginia DEP Certification #: 143
West Virginia DHHR Certification #: 9964C
Wisconsin Approve List for Rad
Wyoming Certification #: 8TMS-L

Ormond Beach Certification IDs

8 East Tower Circle, Ormond Beach, FL 32174
Alabama Certification #: 41320
Connecticut Certification #: PH-0216
Delaware Certification: FL NELAC Reciprocity
Florida Certification #: E83079
Georgia Certification #: 955
Guam Certification: FL NELAC Reciprocity
Hawaii Certification: FL NELAC Reciprocity
Illinois Certification #: 200068
Indiana Certification: FL NELAC Reciprocity
Kansas Certification #: E-10383
Kentucky Certification #: 90050
Louisiana Certification #: FL NELAC Reciprocity
Louisiana Environmental Certificate #: 05007
Maryland Certification: #346
Michigan Certification #: 9911
Mississippi Certification: FL NELAC Reciprocity
Missouri Certification #: 236
Montana Certification #: Cert 0074

Nebraska Certification: NE-OS-28-14
Nevada Certification: FL NELAC Reciprocity
New Hampshire Certification #: 2958
New Jersey Certification #: FL022
New York Certification #: 11608
North Carolina Environmental Certificate #: 667
North Carolina Certification #: 12710
Oklahoma Certification #: D9947
Pennsylvania Certification #: 68-00547
Puerto Rico Certification #: FL01264
South Carolina Certification: #96042001
Tennessee Certification #: TN02974
Texas Certification: FL NELAC Reciprocity
US Virgin Islands Certification: FL NELAC Reciprocity
Virginia Environmental Certification #: 460165
Wyoming Certification: FL NELAC Reciprocity
West Virginia Certification #: 9962C
Wisconsin Certification #: 399079670
Wyoming (EPA Region 8): FL NELAC Reciprocity

REPORT OF LABORATORY ANALYSIS

This report shall not be reproduced, except in full,
without the written consent of Pace Analytical Services, LLC.

CERTIFICATIONS

Project: AMEREN LEC BOTTOM ASH

Pace Project No.: 60271048

Kansas Certification IDs

9608 Loiret Boulevard, Lenexa, KS 66219

Missouri Certification Number: 10090

WY STR Certification #: 2456.01

Arkansas Certification #: 17-016-0

Illinois Certification #: 200030

Iowa Certification #: 118

Kansas/NELAP Certification #: E-10116

Louisiana Certification #: 03055

Nevada Certification #: KS000212018-1

Oklahoma Certification #: 9205/9935

Texas Certification #: T104704407

Utah Certification #: KS00021

Kansas Field Laboratory Accreditation: # E-92587

Missouri Certification: 10070

Missouri Certification Number: 10090

REPORT OF LABORATORY ANALYSIS

This report shall not be reproduced, except in full,
without the written consent of Pace Analytical Services, LLC.

SAMPLE SUMMARY

Project: AMEREN LEC BOTTOM ASH

Pace Project No.: 60271048

Lab ID	Sample ID	Matrix	Date Collected	Date Received
60271048001	L-UMW-1D	Water	05/21/18 14:20	05/23/18 03:30
60271048002	L-UMW-2D	Water	05/21/18 16:10	05/23/18 03:30
60271048003	L-UMW-3D	Water	05/22/18 09:55	05/23/18 03:30
60271048004	L-UMW-4D	Water	05/22/18 14:15	05/23/18 03:30
60271048005	L-UMW-5D	Water	05/22/18 12:55	05/23/18 03:30
60271048006	L-UMW-6D	Water	05/22/18 11:15	05/23/18 03:30
60271048007	L-UMW-7D	Water	05/22/18 10:25	05/23/18 03:30
60271048008	L-UMW-8D	Water	05/22/18 09:00	05/23/18 03:30
60271048009	L-UMW-9D	Water	05/22/18 15:15	05/23/18 03:30
60271048010	L-BMW-1D	Water	05/21/18 11:45	05/23/18 03:30
60271048011	L-BMW-2D	Water	05/21/18 09:35	05/23/18 03:30
60271048012	L-UMW-DUP-1	Water	05/22/18 09:00	05/23/18 03:30
60271048013	L-UMW-DUP-2	Water	05/22/18 09:00	05/23/18 03:30
60271048014	L-UMW-FB-1	Water	05/21/18 16:10	05/23/18 03:30
60271048015	L-UMW-FB-2	Water	05/22/18 12:45	05/23/18 03:30
60271048016	L-UMW-9D MS	Water	05/22/18 15:15	05/23/18 03:30
60271048017	L-UMW-9D MSD	Water	05/22/18 15:15	05/23/18 03:30

REPORT OF LABORATORY ANALYSIS

This report shall not be reproduced, except in full,
without the written consent of Pace Analytical Services, LLC.

SAMPLE ANALYTE COUNT

Project: AMEREN LEC BOTTOM ASH

Pace Project No.: 60271048

Lab ID	Sample ID	Method	Analysts	Analytes Reported	Laboratory
60271048001	L-UMW-1D	EPA 200.7	AGO	10	PASI-K
		EPA 200.8	CRT	1	PASI-O
		EPA 903.1	KAC	1	PASI-PA
		EPA 904.0	JLW	1	PASI-PA
		SM 2320B	LDB	1	PASI-K
		SM 2540C	JDA	1	PASI-K
		EPA 300.0	OL	3	PASI-K
60271048002	L-UMW-2D	EPA 200.7	AGO	10	PASI-K
		EPA 200.8	CRT	1	PASI-O
		EPA 903.1	KAC	1	PASI-PA
		EPA 904.0	JLW	1	PASI-PA
		SM 2320B	LDB	1	PASI-K
		SM 2540C	JDA	1	PASI-K
		EPA 300.0	OL	3	PASI-K
60271048003	L-UMW-3D	EPA 200.7	AGO	10	PASI-K
		EPA 200.8	CRT	1	PASI-O
		EPA 903.1	KAC	1	PASI-PA
		EPA 904.0	JLW	1	PASI-PA
		SM 2320B	ZMH	1	PASI-K
		SM 2540C	JDA	1	PASI-K
		EPA 300.0	OL	3	PASI-K
60271048004	L-UMW-4D	EPA 200.7	AGO	10	PASI-K
		EPA 200.8	CRT	1	PASI-O
		EPA 903.1	KAC	1	PASI-PA
		EPA 904.0	JLW	1	PASI-PA
		SM 2320B	ZMH	1	PASI-K
		SM 2540C	JDA	1	PASI-K
		EPA 300.0	OL	3	PASI-K
60271048005	L-UMW-5D	EPA 200.7	AGO	10	PASI-K
		EPA 200.8	CRT	1	PASI-O
		EPA 903.1	KAC	1	PASI-PA
		EPA 904.0	JLW	1	PASI-PA
		SM 2320B	ZMH	1	PASI-K
		SM 2540C	JDA	1	PASI-K
		EPA 300.0	OL	3	PASI-K
60271048006	L-UMW-6D	EPA 200.7	AGO	10	PASI-K
		EPA 200.8	CRT	1	PASI-O

REPORT OF LABORATORY ANALYSIS

This report shall not be reproduced, except in full,
without the written consent of Pace Analytical Services, LLC.

SAMPLE ANALYTE COUNT

Project: AMEREN LEC BOTTOM ASH

Pace Project No.: 60271048

Lab ID	Sample ID	Method	Analysts	Analytes Reported	Laboratory
60271048007	L-UMW-7D	EPA 903.1	KAC	1	PASI-PA
		EPA 904.0	JLW	1	PASI-PA
		SM 2320B	ZMH	1	PASI-K
		SM 2540C	JDA	1	PASI-K
		EPA 300.0	OL	3	PASI-K
		EPA 200.7	AGO	10	PASI-K
		EPA 200.8	CRT	1	PASI-O
		EPA 903.1	KAC	1	PASI-PA
		EPA 904.0	JLW	1	PASI-PA
		SM 2320B	ZMH	1	PASI-K
60271048008	L-UMW-8D	SM 2540C	JDA	1	PASI-K
		EPA 300.0	OL	3	PASI-K
		EPA 200.7	AGO	10	PASI-K
		EPA 200.8	CRT	1	PASI-O
		EPA 903.1	KAC	1	PASI-PA
		EPA 904.0	JLW	1	PASI-PA
		SM 2320B	ZMH	1	PASI-K
		SM 2540C	JDA	1	PASI-K
		EPA 300.0	OL	3	PASI-K
		EPA 200.7	AGO	10	PASI-K
60271048009	L-UMW-9D	EPA 200.8	CRT	1	PASI-O
		EPA 903.1	KAC	1	PASI-PA
		EPA 904.0	JLW	1	PASI-PA
		SM 2320B	ZMH	1	PASI-K
		SM 2540C	JDA	1	PASI-K
		EPA 300.0	OL	3	PASI-K
		EPA 200.7	AGO	10	PASI-K
		EPA 200.8	CRT	1	PASI-O
		EPA 903.1	KAC	1	PASI-PA
		EPA 904.0	JLW	1	PASI-PA
60271048010	L-BMW-1D	SM 2320B	ZMH	1	PASI-K
		SM 2540C	JDA	1	PASI-K
		EPA 300.0	OL	3	PASI-K
		EPA 200.7	AGO	10	PASI-K
		EPA 200.8	CRT	1	PASI-O
		EPA 903.1	KAC	1	PASI-PA
		EPA 904.0	JLW	1	PASI-PA
		SM 2320B	LDB	1	PASI-K
		SM 2540C	JDA	1	PASI-K
		EPA 300.0	OL	3	PASI-K
60271048011	L-BMW-2D	EPA 200.7	AGO	10	PASI-K
		EPA 200.8	CRT	1	PASI-O
		EPA 903.1	KAC	1	PASI-PA
		EPA 904.0	JLW	1	PASI-PA

REPORT OF LABORATORY ANALYSIS

This report shall not be reproduced, except in full,
without the written consent of Pace Analytical Services, LLC.

SAMPLE ANALYTE COUNT

Project: AMEREN LEC BOTTOM ASH

Pace Project No.: 60271048

Lab ID	Sample ID	Method	Analysts	Analytes Reported	Laboratory
60271048012	L-UMW-DUP-1	SM 2320B	LDB	1	PASI-K
		SM 2540C	JDA	1	PASI-K
		EPA 300.0	OL	3	PASI-K
		EPA 200.7	AGO	10	PASI-K
		EPA 200.8	CRT	1	PASI-O
		EPA 903.1	KAC	1	PASI-PA
		EPA 904.0	JLW	1	PASI-PA
		SM 2320B	ZMH	1	PASI-K
60271048013	L-UMW-DUP-2	SM 2540C	JDA	1	PASI-K
		EPA 300.0	OL	3	PASI-K
		EPA 200.7	AGO	10	PASI-K
		EPA 200.8	CRT	1	PASI-O
		EPA 903.1	KAC	1	PASI-PA
		EPA 904.0	JLW	1	PASI-PA
		SM 2320B	ZMH	1	PASI-K
		SM 2540C	JDA	1	PASI-K
60271048014	L-UMW-FB-1	EPA 300.0	OL	3	PASI-K
		EPA 200.7	AGO	10	PASI-K
		EPA 200.8	CRT	1	PASI-O
		EPA 903.1	KAC	1	PASI-PA
		EPA 904.0	JLW	1	PASI-PA
		SM 2320B	LDB	1	PASI-K
		SM 2540C	JDA	1	PASI-K
		EPA 300.0	OL	3	PASI-K
60271048015	L-UMW-FB-2	EPA 200.7	AGO	10	PASI-K
		EPA 200.8	CRT	1	PASI-O
		EPA 903.1	KAC	1	PASI-PA
		EPA 904.0	JLW	1	PASI-PA
		SM 2320B	ZMH	1	PASI-K
		SM 2540C	JDA	1	PASI-K
		EPA 300.0	OL	3	PASI-K
		EPA 200.7	AGO	10	PASI-K
60271048016	L-UMW-9D MS	EPA 200.8	CRT	1	PASI-O
		EPA 903.1	KAC	1	PASI-PA
		EPA 904.0	JLW	1	PASI-PA
60271048017	L-UMW-9D MSD	EPA 903.1	KAC	1	PASI-PA
		EPA 904.0	JLW	1	PASI-PA

REPORT OF LABORATORY ANALYSIS

This report shall not be reproduced, except in full,
without the written consent of Pace Analytical Services, LLC.

ANALYTICAL RESULTS

Project: AMEREN LEC BOTTOM ASH

Pace Project No.: 60271048

Sample: L-UMW-1D **Lab ID: 60271048001** Collected: 05/21/18 14:20 Received: 05/23/18 03:30 Matrix: Water

Parameters	Results	Units	PQL	MDL	DF	Prepared	Analyzed	CAS No.	Qual
200.7 Metals, Total		Analytical Method: EPA 200.7 Preparation Method: EPA 200.7							
Barium	386	ug/L	5.0	1.5	1	05/25/18 11:00	05/25/18 17:37	7440-39-3	
Boron	448	ug/L	100	12.5	1	05/25/18 11:00	05/25/18 17:37	7440-42-8	
Calcium	118000	ug/L	200	53.5	1	05/25/18 11:00	05/25/18 17:37	7440-70-2	
Iron	11800	ug/L	50.0	6.1	1	05/25/18 11:00	05/25/18 17:37	7439-89-6	
Lithium	21.7	ug/L	10.0	4.6	1	05/25/18 11:00	05/25/18 17:37	7439-93-2	
Magnesium	31700	ug/L	50.0	14.0	1	05/25/18 11:00	05/25/18 17:37	7439-95-4	
Manganese	296	ug/L	5.0	0.73	1	05/25/18 11:00	05/25/18 17:37	7439-96-5	
Molybdenum	<0.90	ug/L	20.0	0.90	1	05/25/18 11:00	05/25/18 17:37	7439-98-7	
Potassium	5960	ug/L	500	79.3	1	05/25/18 11:00	05/25/18 17:37	7440-09-7	
Sodium	20700	ug/L	500	157	1	05/25/18 11:00	05/25/18 17:37	7440-23-5	
200.8 MET ICPMS		Analytical Method: EPA 200.8 Preparation Method: EPA 200.8							
Arsenic	35.8	ug/L	1.0	0.50	1	06/09/18 00:32	06/11/18 20:31	7440-38-2	
2320B Alkalinity		Analytical Method: SM 2320B							
Alkalinity, Total as CaCO3	497	mg/L	20.0	4.9	1		05/31/18 11:19		
2540C Total Dissolved Solids		Analytical Method: SM 2540C							
Total Dissolved Solids	538	mg/L	5.0	5.0	1		05/24/18 17:29		
300.0 IC Anions 28 Days		Analytical Method: EPA 300.0							
Chloride	11.3	mg/L	1.0	0.46	1		06/02/18 09:26	16887-00-6	
Fluoride	0.25	mg/L	0.20	0.063	1		06/02/18 09:26	16984-48-8	
Sulfate	1.6	mg/L	1.0	0.24	1		06/02/18 09:26	14808-79-8	

REPORT OF LABORATORY ANALYSIS

This report shall not be reproduced, except in full,
without the written consent of Pace Analytical Services, LLC.

ANALYTICAL RESULTS

Project: AMEREN LEC BOTTOM ASH

Pace Project No.: 60271048

Sample: L-UMW-2D **Lab ID: 60271048002** Collected: 05/21/18 16:10 Received: 05/23/18 03:30 Matrix: Water

Parameters	Results	Units	PQL	MDL	DF	Prepared	Analyzed	CAS No.	Qual
200.7 Metals, Total		Analytical Method: EPA 200.7 Preparation Method: EPA 200.7							
Barium	112	ug/L	5.0	1.5	1	05/25/18 11:00	05/25/18 17:39	7440-39-3	
Boron	1740	ug/L	100	12.5	1	05/25/18 11:00	05/25/18 17:39	7440-42-8	
Calcium	96800	ug/L	200	53.5	1	05/25/18 11:00	05/25/18 17:39	7440-70-2	
Iron	3060	ug/L	50.0	6.1	1	05/25/18 11:00	05/25/18 17:39	7439-89-6	
Lithium	22.4	ug/L	10.0	4.6	1	05/25/18 11:00	05/25/18 17:39	7439-93-2	
Magnesium	19300	ug/L	50.0	14.0	1	05/25/18 11:00	05/25/18 17:39	7439-95-4	
Manganese	310	ug/L	5.0	0.73	1	05/25/18 11:00	05/25/18 17:39	7439-96-5	
Molybdenum	38.4	ug/L	20.0	0.90	1	05/25/18 11:00	05/25/18 17:39	7439-98-7	
Potassium	7140	ug/L	500	79.3	1	05/25/18 11:00	05/25/18 17:39	7440-09-7	
Sodium	61100	ug/L	500	157	1	05/25/18 11:00	05/25/18 17:39	7440-23-5	
200.8 MET ICPMS		Analytical Method: EPA 200.8 Preparation Method: EPA 200.8							
Arsenic	2.2	ug/L	1.0	0.50	1	06/09/18 00:32	06/11/18 20:34	7440-38-2	
2320B Alkalinity		Analytical Method: SM 2320B							
Alkalinity, Total as CaCO3	241	mg/L	20.0	4.9	1		05/31/18 11:32		
2540C Total Dissolved Solids		Analytical Method: SM 2540C							
Total Dissolved Solids	614	mg/L	5.0	5.0	1		05/24/18 17:29		
300.0 IC Anions 28 Days		Analytical Method: EPA 300.0							
Chloride	27.8	mg/L	2.0	0.92	2		06/04/18 09:20	16887-00-6	
Fluoride	0.37	mg/L	0.20	0.063	1		06/02/18 10:10	16984-48-8	
Sulfate	219	mg/L	20.0	4.7	20		06/04/18 09:33	14808-79-8	

REPORT OF LABORATORY ANALYSIS

This report shall not be reproduced, except in full,
without the written consent of Pace Analytical Services, LLC.

ANALYTICAL RESULTS

Project: AMEREN LEC BOTTOM ASH

Pace Project No.: 60271048

Sample: L-UMW-3D **Lab ID: 60271048003** Collected: 05/22/18 09:55 Received: 05/23/18 03:30 Matrix: Water

Parameters	Results	Units	PQL	MDL	DF	Prepared	Analyzed	CAS No.	Qual
200.7 Metals, Total		Analytical Method: EPA 200.7 Preparation Method: EPA 200.7							
Barium	86.7	ug/L	5.0	1.5	1	05/25/18 11:00	05/25/18 17:41	7440-39-3	
Boron	8700	ug/L	100	12.5	1	05/25/18 11:00	05/25/18 17:41	7440-42-8	
Calcium	96600	ug/L	200	53.5	1	05/25/18 11:00	05/25/18 17:41	7440-70-2	
Iron	374	ug/L	50.0	6.1	1	05/25/18 11:00	05/25/18 17:41	7439-89-6	
Lithium	17.2	ug/L	10.0	4.6	1	05/25/18 11:00	05/25/18 17:41	7439-93-2	
Magnesium	6320	ug/L	50.0	14.0	1	05/25/18 11:00	05/25/18 17:41	7439-95-4	
Manganese	199	ug/L	5.0	0.73	1	05/25/18 11:00	05/25/18 17:41	7439-96-5	
Molybdenum	233	ug/L	20.0	0.90	1	05/25/18 11:00	05/25/18 17:41	7439-98-7	
Potassium	9860	ug/L	500	79.3	1	05/25/18 11:00	05/25/18 17:41	7440-09-7	
Sodium	65400	ug/L	500	157	1	05/25/18 11:00	05/25/18 17:41	7440-23-5	
200.8 MET ICPMS		Analytical Method: EPA 200.8 Preparation Method: EPA 200.8							
Arsenic	2.6	ug/L	1.0	0.50	1	06/09/18 00:32	06/11/18 20:37	7440-38-2	
2320B Alkalinity		Analytical Method: SM 2320B							
Alkalinity, Total as CaCO3	41.6	mg/L	20.0	4.9	1		06/04/18 18:42		
2540C Total Dissolved Solids		Analytical Method: SM 2540C							
Total Dissolved Solids	622	mg/L	5.0	5.0	1		05/25/18 16:04		
300.0 IC Anions 28 Days		Analytical Method: EPA 300.0							
Chloride	15.0	mg/L	1.0	0.46	1		06/02/18 11:10	16887-00-6	
Fluoride	0.17J	mg/L	0.20	0.063	1		06/02/18 11:10	16984-48-8	
Sulfate	402	mg/L	50.0	11.8	50		06/04/18 09:47	14808-79-8	

REPORT OF LABORATORY ANALYSIS

This report shall not be reproduced, except in full,
without the written consent of Pace Analytical Services, LLC.

ANALYTICAL RESULTS

Project: AMEREN LEC BOTTOM ASH

Pace Project No.: 60271048

Sample: L-UMW-4D **Lab ID: 60271048004** Collected: 05/22/18 14:15 Received: 05/23/18 03:30 Matrix: Water

Parameters	Results	Units	PQL	MDL	DF	Prepared	Analyzed	CAS No.	Qual
200.7 Metals, Total		Analytical Method: EPA 200.7 Preparation Method: EPA 200.7							
Barium	72.1	ug/L	5.0	1.5	1	05/25/18 11:00	05/25/18 17:48	7440-39-3	
Boron	4930	ug/L	100	12.5	1	05/25/18 11:00	05/25/18 17:48	7440-42-8	
Calcium	47800	ug/L	200	53.5	1	05/25/18 11:00	05/25/18 17:48	7440-70-2	
Iron	327	ug/L	50.0	6.1	1	05/25/18 11:00	05/25/18 17:48	7439-89-6	
Lithium	29.9	ug/L	10.0	4.6	1	05/25/18 11:00	05/25/18 17:48	7439-93-2	
Magnesium	7340	ug/L	50.0	14.0	1	05/25/18 11:00	05/25/18 17:48	7439-95-4	
Manganese	265	ug/L	5.0	0.73	1	05/25/18 11:00	05/25/18 17:48	7439-96-5	
Molybdenum	157	ug/L	20.0	0.90	1	05/25/18 11:00	05/25/18 17:48	7439-98-7	
Potassium	7850	ug/L	500	79.3	1	05/25/18 11:00	05/25/18 17:48	7440-09-7	
Sodium	105000	ug/L	500	157	1	05/25/18 11:00	05/25/18 17:48	7440-23-5	
200.8 MET ICPMS		Analytical Method: EPA 200.8 Preparation Method: EPA 200.8							
Arsenic	<0.50	ug/L	1.0	0.50	1	06/09/18 00:32	06/11/18 20:39	7440-38-2	
2320B Alkalinity		Analytical Method: SM 2320B							
Alkalinity, Total as CaCO3	57.0	mg/L	20.0	4.9	1		06/04/18 18:47		
2540C Total Dissolved Solids		Analytical Method: SM 2540C							
Total Dissolved Solids	565	mg/L	5.0	5.0	1		05/25/18 16:04		
300.0 IC Anions 28 Days		Analytical Method: EPA 300.0							
Chloride	21.2	mg/L	2.0	0.92	2		06/04/18 10:28	16887-00-6	
Fluoride	0.38	mg/L	0.20	0.063	1		06/02/18 11:25	16984-48-8	
Sulfate	328	mg/L	20.0	4.7	20		06/04/18 10:42	14808-79-8	

REPORT OF LABORATORY ANALYSIS

This report shall not be reproduced, except in full,
without the written consent of Pace Analytical Services, LLC.

ANALYTICAL RESULTS

Project: AMEREN LEC BOTTOM ASH

Pace Project No.: 60271048

Sample: L-UMW-5D **Lab ID: 60271048005** Collected: 05/22/18 12:55 Received: 05/23/18 03:30 Matrix: Water

Parameters	Results	Units	PQL	MDL	DF	Prepared	Analyzed	CAS No.	Qual
200.7 Metals, Total		Analytical Method: EPA 200.7 Preparation Method: EPA 200.7							
Barium	70.6	ug/L	5.0	1.5	1	05/25/18 11:00	05/25/18 17:50	7440-39-3	
Boron	5520	ug/L	100	12.5	1	05/25/18 11:00	05/25/18 17:50	7440-42-8	
Calcium	71800	ug/L	200	53.5	1	05/25/18 11:00	05/25/18 17:50	7440-70-2	
Iron	16.9J	ug/L	50.0	6.1	1	05/25/18 11:00	05/25/18 17:50	7439-89-6	
Lithium	12.6	ug/L	10.0	4.6	1	05/25/18 11:00	05/25/18 17:50	7439-93-2	
Magnesium	51.6	ug/L	50.0	14.0	1	05/25/18 11:00	05/25/18 17:50	7439-95-4	
Manganese	7.0	ug/L	5.0	0.73	1	05/25/18 11:00	05/25/18 17:50	7439-96-5	
Molybdenum	162	ug/L	20.0	0.90	1	05/25/18 11:00	05/25/18 17:50	7439-98-7	
Potassium	13500	ug/L	500	79.3	1	05/25/18 11:00	05/25/18 17:50	7440-09-7	
Sodium	68700	ug/L	500	157	1	05/25/18 11:00	05/25/18 17:50	7440-23-5	
200.8 MET ICPMS		Analytical Method: EPA 200.8 Preparation Method: EPA 200.8							
Arsenic	24.6	ug/L	1.0	0.50	1	06/09/18 00:32	06/11/18 20:42	7440-38-2	
2320B Alkalinity		Analytical Method: SM 2320B							
Alkalinity, Total as CaCO3	65.1	mg/L	20.0	4.9	1		06/04/18 18:51		
2540C Total Dissolved Solids		Analytical Method: SM 2540C							
Total Dissolved Solids	535	mg/L	5.0	5.0	1		05/25/18 16:04		
300.0 IC Anions 28 Days		Analytical Method: EPA 300.0							
Chloride	16.7	mg/L	1.0	0.46	1		06/02/18 11:40	16887-00-6	
Fluoride	0.13J	mg/L	0.20	0.063	1		06/02/18 11:40	16984-48-8	
Sulfate	280	mg/L	20.0	4.7	20		06/04/18 10:55	14808-79-8	

REPORT OF LABORATORY ANALYSIS

This report shall not be reproduced, except in full,
without the written consent of Pace Analytical Services, LLC.

ANALYTICAL RESULTS

Project: AMEREN LEC BOTTOM ASH

Pace Project No.: 60271048

Sample: L-UMW-6D **Lab ID: 60271048006** Collected: 05/22/18 11:15 Received: 05/23/18 03:30 Matrix: Water

Parameters	Results	Units	PQL	MDL	DF	Prepared	Analyzed	CAS No.	Qual
200.7 Metals, Total		Analytical Method: EPA 200.7 Preparation Method: EPA 200.7							
Barium	137	ug/L	5.0	1.5	1	05/25/18 11:00	05/25/18 17:53	7440-39-3	
Boron	14100	ug/L	100	12.5	1	05/25/18 11:00	05/25/18 17:53	7440-42-8	
Calcium	106000	ug/L	200	53.5	1	05/25/18 11:00	05/25/18 17:53	7440-70-2	
Iron	1010	ug/L	50.0	6.1	1	05/25/18 11:00	05/25/18 17:53	7439-89-6	
Lithium	5.0J	ug/L	10.0	4.6	1	05/25/18 11:00	05/25/18 17:53	7439-93-2	
Magnesium	7240	ug/L	50.0	14.0	1	05/25/18 11:00	05/25/18 17:53	7439-95-4	
Manganese	581	ug/L	5.0	0.73	1	05/25/18 11:00	05/25/18 17:53	7439-96-5	
Molybdenum	534	ug/L	20.0	0.90	1	05/25/18 11:00	05/25/18 17:53	7439-98-7	
Potassium	14600	ug/L	500	79.3	1	05/25/18 11:00	05/25/18 17:53	7440-09-7	
Sodium	88200	ug/L	500	157	1	05/25/18 11:00	05/25/18 17:53	7440-23-5	
200.8 MET ICPMS		Analytical Method: EPA 200.8 Preparation Method: EPA 200.8							
Arsenic	8.7	ug/L	1.0	0.50	1	06/09/18 00:32	06/11/18 20:45	7440-38-2	
2320B Alkalinity		Analytical Method: SM 2320B							
Alkalinity, Total as CaCO3	53.0	mg/L	20.0	4.9	1		06/04/18 19:02		
2540C Total Dissolved Solids		Analytical Method: SM 2540C							
Total Dissolved Solids	792	mg/L	5.0	5.0	1		05/25/18 16:04		
300.0 IC Anions 28 Days		Analytical Method: EPA 300.0							
Chloride	21.9	mg/L	2.0	0.92	2		06/04/18 11:09	16887-00-6	
Fluoride	0.15J	mg/L	0.20	0.063	1		06/02/18 11:55	16984-48-8	
Sulfate	496	mg/L	50.0	11.8	50		06/04/18 11:50	14808-79-8	

REPORT OF LABORATORY ANALYSIS

This report shall not be reproduced, except in full,
without the written consent of Pace Analytical Services, LLC.

ANALYTICAL RESULTS

Project: AMEREN LEC BOTTOM ASH

Pace Project No.: 60271048

Sample: L-UMW-7D **Lab ID: 60271048007** Collected: 05/22/18 10:25 Received: 05/23/18 03:30 Matrix: Water

Parameters	Results	Units	PQL	MDL	DF	Prepared	Analyzed	CAS No.	Qual
200.7 Metals, Total		Analytical Method: EPA 200.7 Preparation Method: EPA 200.7							
Barium	154	ug/L	5.0	1.5	1	05/25/18 11:00	05/25/18 17:55	7440-39-3	
Boron	6680	ug/L	100	12.5	1	05/25/18 11:00	05/25/18 17:55	7440-42-8	
Calcium	190000	ug/L	200	53.5	1	05/25/18 11:00	05/25/18 17:55	7440-70-2	
Iron	12000	ug/L	50.0	6.1	1	05/25/18 11:00	05/25/18 17:55	7439-89-6	
Lithium	19.9	ug/L	10.0	4.6	1	05/25/18 11:00	05/25/18 17:55	7439-93-2	
Magnesium	28400	ug/L	50.0	14.0	1	05/25/18 11:00	05/25/18 17:55	7439-95-4	
Manganese	1990	ug/L	5.0	0.73	1	05/25/18 11:00	05/25/18 17:55	7439-96-5	
Molybdenum	203	ug/L	20.0	0.90	1	05/25/18 11:00	05/25/18 17:55	7439-98-7	
Potassium	6380	ug/L	500	79.3	1	05/25/18 11:00	05/25/18 17:55	7440-09-7	
Sodium	69400	ug/L	500	157	1	05/25/18 11:00	05/25/18 17:55	7440-23-5	
200.8 MET ICPMS		Analytical Method: EPA 200.8 Preparation Method: EPA 200.8							
Arsenic	17.8	ug/L	1.0	0.50	1	06/09/18 00:32	06/11/18 20:48	7440-38-2	
2320B Alkalinity		Analytical Method: SM 2320B							
Alkalinity, Total as CaCO3	352	mg/L	20.0	4.9	1		06/04/18 19:07		
2540C Total Dissolved Solids		Analytical Method: SM 2540C							
Total Dissolved Solids	957	mg/L	5.0	5.0	1		05/25/18 16:04		
300.0 IC Anions 28 Days		Analytical Method: EPA 300.0							
Chloride	13.6	mg/L	1.0	0.46	1		06/02/18 12:10	16887-00-6	
Fluoride	0.37	mg/L	0.20	0.063	1		06/02/18 12:10	16984-48-8	
Sulfate	420	mg/L	50.0	11.8	50		06/04/18 12:04	14808-79-8	

REPORT OF LABORATORY ANALYSIS

This report shall not be reproduced, except in full,
without the written consent of Pace Analytical Services, LLC.

ANALYTICAL RESULTS

Project: AMEREN LEC BOTTOM ASH

Pace Project No.: 60271048

Sample: L-UMW-8D **Lab ID: 60271048008** Collected: 05/22/18 09:00 Received: 05/23/18 03:30 Matrix: Water

Parameters	Results	Units	PQL	MDL	DF	Prepared	Analyzed	CAS No.	Qual
200.7 Metals, Total		Analytical Method: EPA 200.7 Preparation Method: EPA 200.7							
Barium	449	ug/L	5.0	1.5	1	05/25/18 11:00	05/25/18 17:57	7440-39-3	
Boron	347	ug/L	100	12.5	1	05/25/18 11:00	05/25/18 17:57	7440-42-8	
Calcium	128000	ug/L	200	53.5	1	05/25/18 11:00	05/25/18 17:57	7440-70-2	
Iron	22400	ug/L	50.0	6.1	1	05/25/18 11:00	05/25/18 17:57	7439-89-6	
Lithium	31.8	ug/L	10.0	4.6	1	05/25/18 11:00	05/25/18 17:57	7439-93-2	
Magnesium	30400	ug/L	50.0	14.0	1	05/25/18 11:00	05/25/18 17:57	7439-95-4	
Manganese	780	ug/L	5.0	0.73	1	05/25/18 11:00	05/25/18 17:57	7439-96-5	
Molybdenum	10.7J	ug/L	20.0	0.90	1	05/25/18 11:00	05/25/18 17:57	7439-98-7	
Potassium	4910	ug/L	500	79.3	1	05/25/18 11:00	05/25/18 17:57	7440-09-7	
Sodium	12400	ug/L	500	157	1	05/25/18 11:00	05/25/18 17:57	7440-23-5	
200.8 MET ICPMS		Analytical Method: EPA 200.8 Preparation Method: EPA 200.8							
Arsenic	29.5	ug/L	1.0	0.50	1	06/09/18 00:32	06/11/18 20:51	7440-38-2	
2320B Alkalinity		Analytical Method: SM 2320B							
Alkalinity, Total as CaCO ₃	460	mg/L	20.0	4.9	1		06/04/18 19:18		
2540C Total Dissolved Solids		Analytical Method: SM 2540C							
Total Dissolved Solids	491	mg/L	5.0	5.0	1		05/25/18 16:04		
300.0 IC Anions 28 Days		Analytical Method: EPA 300.0							
Chloride	8.8	mg/L	1.0	0.46	1		06/02/18 12:24	16887-00-6	
Fluoride	0.22	mg/L	0.20	0.063	1		06/02/18 12:24	16984-48-8	
Sulfate	4.1	mg/L	1.0	0.24	1		06/02/18 12:24	14808-79-8	

REPORT OF LABORATORY ANALYSIS

This report shall not be reproduced, except in full,
without the written consent of Pace Analytical Services, LLC.

ANALYTICAL RESULTS

Project: AMEREN LEC BOTTOM ASH

Pace Project No.: 60271048

Sample: L-UMW-9D **Lab ID: 60271048009** Collected: 05/22/18 15:15 Received: 05/23/18 03:30 Matrix: Water

Parameters	Results	Units	PQL	MDL	DF	Prepared	Analyzed	CAS No.	Qual
200.7 Metals, Total		Analytical Method: EPA 200.7 Preparation Method: EPA 200.7							
Barium	517	ug/L	5.0	1.5	1	05/25/18 11:00	05/25/18 17:59	7440-39-3	
Boron	101	ug/L	100	12.5	1	05/25/18 11:00	05/25/18 17:59	7440-42-8	
Calcium	116000	ug/L	200	53.5	1	05/25/18 11:00	05/25/18 17:59	7440-70-2	
Iron	24000	ug/L	50.0	6.1	1	05/25/18 11:00	05/25/18 17:59	7439-89-6	
Lithium	15.8	ug/L	10.0	4.6	1	05/25/18 11:00	05/25/18 17:59	7439-93-2	
Magnesium	30400	ug/L	50.0	14.0	1	05/25/18 11:00	05/25/18 17:59	7439-95-4	
Manganese	368	ug/L	5.0	0.73	1	05/25/18 11:00	05/25/18 17:59	7439-96-5	
Molybdenum	1.1J	ug/L	20.0	0.90	1	05/25/18 11:00	05/25/18 17:59	7439-98-7	
Potassium	4090	ug/L	500	79.3	1	05/25/18 11:00	05/25/18 17:59	7440-09-7	
Sodium	13200	ug/L	500	157	1	05/25/18 11:00	05/25/18 17:59	7440-23-5	
200.8 MET ICPMS		Analytical Method: EPA 200.8 Preparation Method: EPA 200.8							
Arsenic	34.0	ug/L	1.0	0.50	1	06/09/18 00:32	06/11/18 20:59	7440-38-2	
2320B Alkalinity		Analytical Method: SM 2320B							
Alkalinity, Total as CaCO3	440	mg/L	20.0	4.9	1		06/04/18 19:25		
2540C Total Dissolved Solids		Analytical Method: SM 2540C							
Total Dissolved Solids	473	mg/L	5.0	5.0	1		05/25/18 16:04		
300.0 IC Anions 28 Days		Analytical Method: EPA 300.0							
Chloride	20.7	mg/L	2.0	0.92	2		06/04/18 12:18	16887-00-6	
Fluoride	0.22	mg/L	0.20	0.063	1		06/02/18 12:39	16984-48-8	
Sulfate	<0.24	mg/L	1.0	0.24	1		06/02/18 12:39	14808-79-8	

REPORT OF LABORATORY ANALYSIS

This report shall not be reproduced, except in full,
without the written consent of Pace Analytical Services, LLC.

ANALYTICAL RESULTS

Project: AMEREN LEC BOTTOM ASH

Pace Project No.: 60271048

Sample: L-BMW-1D **Lab ID: 60271048010** Collected: 05/21/18 11:45 Received: 05/23/18 03:30 Matrix: Water

Parameters	Results	Units	PQL	MDL	DF	Prepared	Analyzed	CAS No.	Qual
200.7 Metals, Total		Analytical Method: EPA 200.7 Preparation Method: EPA 200.7							
Barium	1210	ug/L	5.0	1.5	1	05/25/18 11:00	05/25/18 18:02	7440-39-3	
Boron	83.6J	ug/L	100	12.5	1	05/25/18 11:00	05/25/18 18:02	7440-42-8	
Calcium	135000	ug/L	200	53.5	1	05/25/18 11:00	05/25/18 18:02	7440-70-2	
Iron	11500	ug/L	50.0	6.1	1	05/25/18 11:00	05/25/18 18:02	7439-89-6	
Lithium	29.9	ug/L	10.0	4.6	1	05/25/18 11:00	05/25/18 18:02	7439-93-2	
Magnesium	29800	ug/L	50.0	14.0	1	05/25/18 11:00	05/25/18 18:02	7439-95-4	
Manganese	596	ug/L	5.0	0.73	1	05/25/18 11:00	05/25/18 18:02	7439-96-5	
Molybdenum	1.4J	ug/L	20.0	0.90	1	05/25/18 11:00	05/25/18 18:02	7439-98-7	
Potassium	4540	ug/L	500	79.3	1	05/25/18 11:00	05/25/18 18:02	7440-09-7	
Sodium	9560	ug/L	500	157	1	05/25/18 11:00	05/25/18 18:02	7440-23-5	
200.8 MET ICPMS		Analytical Method: EPA 200.8 Preparation Method: EPA 200.8							
Arsenic	1.1	ug/L	1.0	0.50	1	06/09/18 00:32	06/11/18 21:07	7440-38-2	
2320B Alkalinity		Analytical Method: SM 2320B							
Alkalinity, Total as CaCO3	457	mg/L	20.0	4.9	1		05/31/18 11:39		
2540C Total Dissolved Solids		Analytical Method: SM 2540C							
Total Dissolved Solids	519	mg/L	5.0	5.0	1		05/25/18 16:04		
300.0 IC Anions 28 Days		Analytical Method: EPA 300.0							
Chloride	9.5	mg/L	1.0	0.46	1		06/02/18 12:54	16887-00-6	
Fluoride	0.23	mg/L	0.20	0.063	1		06/02/18 12:54	16984-48-8	
Sulfate	41.2	mg/L	5.0	1.2	5		06/04/18 12:31	14808-79-8	

REPORT OF LABORATORY ANALYSIS

This report shall not be reproduced, except in full,
without the written consent of Pace Analytical Services, LLC.

ANALYTICAL RESULTS

Project: AMEREN LEC BOTTOM ASH

Pace Project No.: 60271048

Sample: L-BMW-2D **Lab ID: 60271048011** Collected: 05/21/18 09:35 Received: 05/23/18 03:30 Matrix: Water

Parameters	Results	Units	PQL	MDL	DF	Prepared	Analyzed	CAS No.	Qual
200.7 Metals, Total		Analytical Method: EPA 200.7 Preparation Method: EPA 200.7							
Barium	311	ug/L	5.0	1.5	1	05/25/18 11:00	05/25/18 18:04	7440-39-3	
Boron	68.7J	ug/L	100	12.5	1	05/25/18 11:00	05/25/18 18:04	7440-42-8	
Calcium	124000	ug/L	200	53.5	1	05/25/18 11:00	05/25/18 18:04	7440-70-2	M1
Iron	6820	ug/L	50.0	6.1	1	05/25/18 11:00	05/25/18 18:04	7439-89-6	
Lithium	41.8	ug/L	10.0	4.6	1	05/25/18 11:00	05/25/18 18:04	7439-93-2	
Magnesium	23500	ug/L	50.0	14.0	1	05/25/18 11:00	05/25/18 18:04	7439-95-4	
Manganese	258	ug/L	5.0	0.73	1	05/25/18 11:00	05/25/18 18:04	7439-96-5	
Molybdenum	2.8J	ug/L	20.0	0.90	1	05/25/18 11:00	05/25/18 18:04	7439-98-7	
Potassium	3800	ug/L	500	79.3	1	05/25/18 11:00	05/25/18 18:04	7440-09-7	
Sodium	5170	ug/L	500	157	1	05/25/18 11:00	05/25/18 18:04	7440-23-5	
200.8 MET ICPMS		Analytical Method: EPA 200.8 Preparation Method: EPA 200.8							
Arsenic	32.7	ug/L	1.0	0.50	1	06/09/18 00:32	06/11/18 21:10	7440-38-2	
2320B Alkalinity		Analytical Method: SM 2320B							
Alkalinity, Total as CaCO3	381	mg/L	20.0	4.9	1		05/31/18 11:50		
2540C Total Dissolved Solids		Analytical Method: SM 2540C							
Total Dissolved Solids	448	mg/L	5.0	5.0	1		05/25/18 16:04		
300.0 IC Anions 28 Days		Analytical Method: EPA 300.0							
Chloride	8.6	mg/L	1.0	0.46	1		06/02/18 13:09	16887-00-6	
Fluoride	0.26	mg/L	0.20	0.063	1		06/02/18 13:09	16984-48-8	
Sulfate	34.7	mg/L	2.0	0.47	2		06/04/18 12:45	14808-79-8	

REPORT OF LABORATORY ANALYSIS

This report shall not be reproduced, except in full,
without the written consent of Pace Analytical Services, LLC.

ANALYTICAL RESULTS

Project: AMEREN LEC BOTTOM ASH

Pace Project No.: 60271048

Sample: L-UMW-DUP-1 **Lab ID:** 60271048012 Collected: 05/22/18 09:00 Received: 05/23/18 03:30 Matrix: Water

Parameters	Results	Units	PQL	MDL	DF	Prepared	Analyzed	CAS No.	Qual
200.7 Metals, Total		Analytical Method: EPA 200.7 Preparation Method: EPA 200.7							
Barium	432	ug/L	5.0	1.5	1	05/25/18 11:00	05/25/18 18:08	7440-39-3	
Boron	312	ug/L	100	12.5	1	05/25/18 11:00	05/25/18 18:08	7440-42-8	
Calcium	123000	ug/L	200	53.5	1	05/25/18 11:00	05/25/18 18:08	7440-70-2	
Iron	21700	ug/L	50.0	6.1	1	05/25/18 11:00	05/25/18 18:08	7439-89-6	
Lithium	28.2	ug/L	10.0	4.6	1	05/25/18 11:00	05/25/18 18:08	7439-93-2	
Magnesium	29700	ug/L	50.0	14.0	1	05/25/18 11:00	05/25/18 18:08	7439-95-4	
Manganese	759	ug/L	5.0	0.73	1	05/25/18 11:00	05/25/18 18:08	7439-96-5	
Molybdenum	10.6J	ug/L	20.0	0.90	1	05/25/18 11:00	05/25/18 18:08	7439-98-7	
Potassium	4760	ug/L	500	79.3	1	05/25/18 11:00	05/25/18 18:08	7440-09-7	
Sodium	12000	ug/L	500	157	1	05/25/18 11:00	05/25/18 18:08	7440-23-5	
200.8 MET ICPMS		Analytical Method: EPA 200.8 Preparation Method: EPA 200.8							
Arsenic	29.5	ug/L	1.0	0.50	1	06/09/18 00:32	06/11/18 21:13	7440-38-2	
2320B Alkalinity		Analytical Method: SM 2320B							
Alkalinity, Total as CaCO3	465	mg/L	20.0	4.9	1		06/04/18 19:30		
2540C Total Dissolved Solids		Analytical Method: SM 2540C							
Total Dissolved Solids	498	mg/L	5.0	5.0	1		05/25/18 16:04		
300.0 IC Anions 28 Days		Analytical Method: EPA 300.0							
Chloride	8.9	mg/L	1.0	0.46	1		06/02/18 13:24	16887-00-6	
Fluoride	0.22	mg/L	0.20	0.063	1		06/02/18 13:24	16984-48-8	
Sulfate	3.4	mg/L	1.0	0.24	1		06/02/18 13:24	14808-79-8	

REPORT OF LABORATORY ANALYSIS

This report shall not be reproduced, except in full,
without the written consent of Pace Analytical Services, LLC.

ANALYTICAL RESULTS

Project: AMEREN LEC BOTTOM ASH

Pace Project No.: 60271048

Sample: L-UMW-DUP-2 **Lab ID: 60271048013** Collected: 05/22/18 09:00 Received: 05/23/18 03:30 Matrix: Water

Parameters	Results	Units	PQL	MDL	DF	Prepared	Analyzed	CAS No.	Qual
200.7 Metals, Total		Analytical Method: EPA 200.7 Preparation Method: EPA 200.7							
Barium	146	ug/L	5.0	1.5	1	05/25/18 11:00	05/25/18 18:15	7440-39-3	
Boron	6400	ug/L	100	12.5	1	05/25/18 11:00	05/25/18 18:15	7440-42-8	
Calcium	181000	ug/L	200	53.5	1	05/25/18 11:00	05/25/18 18:15	7440-70-2	
Iron	11400	ug/L	50.0	6.1	1	05/25/18 11:00	05/25/18 18:15	7439-89-6	
Lithium	18.1	ug/L	10.0	4.6	1	05/25/18 11:00	05/25/18 18:15	7439-93-2	
Magnesium	27000	ug/L	50.0	14.0	1	05/25/18 11:00	05/25/18 18:15	7439-95-4	
Manganese	1890	ug/L	5.0	0.73	1	05/25/18 11:00	05/25/18 18:15	7439-96-5	
Molybdenum	194	ug/L	20.0	0.90	1	05/25/18 11:00	05/25/18 18:15	7439-98-7	
Potassium	6070	ug/L	500	79.3	1	05/25/18 11:00	05/25/18 18:15	7440-09-7	
Sodium	66100	ug/L	500	157	1	05/25/18 11:00	05/25/18 18:15	7440-23-5	
200.8 MET ICPMS		Analytical Method: EPA 200.8 Preparation Method: EPA 200.8							
Arsenic	18.2	ug/L	1.0	0.50	1	06/09/18 00:32	06/11/18 21:21	7440-38-2	
2320B Alkalinity		Analytical Method: SM 2320B							
Alkalinity, Total as CaCO3	362	mg/L	20.0	4.9	1		06/04/18 19:36		
2540C Total Dissolved Solids		Analytical Method: SM 2540C							
Total Dissolved Solids	965	mg/L	5.0	5.0	1		05/25/18 16:05		
300.0 IC Anions 28 Days		Analytical Method: EPA 300.0							
Chloride	13.7	mg/L	1.0	0.46	1		06/02/18 14:09	16887-00-6	
Fluoride	0.35	mg/L	0.20	0.063	1		06/02/18 14:09	16984-48-8	
Sulfate	418	mg/L	50.0	11.8	50		06/04/18 14:08	14808-79-8	

REPORT OF LABORATORY ANALYSIS

This report shall not be reproduced, except in full,
without the written consent of Pace Analytical Services, LLC.

ANALYTICAL RESULTS

Project: AMEREN LEC BOTTOM ASH

Pace Project No.: 60271048

Sample: L-UMW-FB-1 **Lab ID: 60271048014** Collected: 05/21/18 16:10 Received: 05/23/18 03:30 Matrix: Water

Parameters	Results	Units	PQL	MDL	DF	Prepared	Analyzed	CAS No.	Qual
200.7 Metals, Total		Analytical Method: EPA 200.7 Preparation Method: EPA 200.7							
Barium	<1.5	ug/L	5.0	1.5	1	05/25/18 11:00	05/25/18 18:17	7440-39-3	
Boron	18.4J	ug/L	100	12.5	1	05/25/18 11:00	05/25/18 18:17	7440-42-8	
Calcium	<53.5	ug/L	200	53.5	1	05/25/18 11:00	05/25/18 18:17	7440-70-2	
Iron	<6.1	ug/L	50.0	6.1	1	05/25/18 11:00	05/25/18 18:17	7439-89-6	
Lithium	<4.6	ug/L	10.0	4.6	1	05/25/18 11:00	05/25/18 18:17	7439-93-2	
Magnesium	<14.0	ug/L	50.0	14.0	1	05/25/18 11:00	05/25/18 18:17	7439-95-4	
Manganese	<0.73	ug/L	5.0	0.73	1	05/25/18 11:00	05/25/18 18:17	7439-96-5	
Molybdenum	<0.90	ug/L	20.0	0.90	1	05/25/18 11:00	05/25/18 18:17	7439-98-7	
Potassium	<79.3	ug/L	500	79.3	1	05/25/18 11:00	05/25/18 18:17	7440-09-7	
Sodium	<157	ug/L	500	157	1	05/25/18 11:00	05/25/18 18:17	7440-23-5	
200.8 MET ICPMS		Analytical Method: EPA 200.8 Preparation Method: EPA 200.8							
Arsenic	<0.50	ug/L	1.0	0.50	1	06/09/18 00:32	06/11/18 21:24	7440-38-2	
2320B Alkalinity		Analytical Method: SM 2320B							
Alkalinity, Total as CaCO3	<4.9	mg/L	20.0	4.9	1		05/31/18 11:54		
2540C Total Dissolved Solids		Analytical Method: SM 2540C							
Total Dissolved Solids	<5.0	mg/L	5.0	5.0	1		05/25/18 16:04		
300.0 IC Anions 28 Days		Analytical Method: EPA 300.0							
Chloride	<0.46	mg/L	1.0	0.46	1		06/02/18 14:24	16887-00-6	
Fluoride	<0.063	mg/L	0.20	0.063	1		06/02/18 14:24	16984-48-8	
Sulfate	<0.24	mg/L	1.0	0.24	1		06/02/18 14:24	14808-79-8	

REPORT OF LABORATORY ANALYSIS

This report shall not be reproduced, except in full,
without the written consent of Pace Analytical Services, LLC.

ANALYTICAL RESULTS

Project: AMEREN LEC BOTTOM ASH

Pace Project No.: 60271048

Sample: L-UMW-FB-2 **Lab ID: 60271048015** Collected: 05/22/18 12:45 Received: 05/23/18 03:30 Matrix: Water

Parameters	Results	Units	PQL	MDL	DF	Prepared	Analyzed	CAS No.	Qual
200.7 Metals, Total		Analytical Method: EPA 200.7 Preparation Method: EPA 200.7							
Barium	<1.5	ug/L	5.0	1.5	1	05/25/18 11:00	05/25/18 18:19	7440-39-3	
Boron	<12.5	ug/L	100	12.5	1	05/25/18 11:00	05/25/18 18:19	7440-42-8	
Calcium	<53.5	ug/L	200	53.5	1	05/25/18 11:00	05/25/18 18:19	7440-70-2	
Iron	<6.1	ug/L	50.0	6.1	1	05/25/18 11:00	05/25/18 18:19	7439-89-6	
Lithium	<4.6	ug/L	10.0	4.6	1	05/25/18 11:00	05/25/18 18:19	7439-93-2	
Magnesium	<14.0	ug/L	50.0	14.0	1	05/25/18 11:00	05/25/18 18:19	7439-95-4	
Manganese	<0.73	ug/L	5.0	0.73	1	05/25/18 11:00	05/25/18 18:19	7439-96-5	
Molybdenum	<0.90	ug/L	20.0	0.90	1	05/25/18 11:00	05/25/18 18:19	7439-98-7	
Potassium	<79.3	ug/L	500	79.3	1	05/25/18 11:00	05/25/18 18:19	7440-09-7	
Sodium	<157	ug/L	500	157	1	05/25/18 11:00	05/25/18 18:19	7440-23-5	
200.8 MET ICPMS		Analytical Method: EPA 200.8 Preparation Method: EPA 200.8							
Arsenic	<0.50	ug/L	1.0	0.50	1	06/09/18 00:32	06/11/18 21:33	7440-38-2	
2320B Alkalinity		Analytical Method: SM 2320B							
Alkalinity, Total as CaCO3	<4.9	mg/L	20.0	4.9	1		06/04/18 19:40		
2540C Total Dissolved Solids		Analytical Method: SM 2540C							
Total Dissolved Solids	<5.0	mg/L	5.0	5.0	1		05/25/18 16:05		
300.0 IC Anions 28 Days		Analytical Method: EPA 300.0							
Chloride	<0.46	mg/L	1.0	0.46	1		06/02/18 14:39	16887-00-6	
Fluoride	<0.063	mg/L	0.20	0.063	1		06/02/18 14:39	16984-48-8	
Sulfate	<0.24	mg/L	1.0	0.24	1		06/02/18 14:39	14808-79-8	

REPORT OF LABORATORY ANALYSIS

This report shall not be reproduced, except in full,
without the written consent of Pace Analytical Services, LLC.

QUALITY CONTROL DATA

Project: AMEREN LEC BOTTOM ASH
Pace Project No.: 60271048

QC Batch: 527333 Analysis Method: EPA 200.7
QC Batch Method: EPA 200.7 Analysis Description: 200.7 Metals, Total
Associated Lab Samples: 60271048001, 60271048002, 60271048003, 60271048004, 60271048005, 60271048006, 60271048007, 60271048008, 60271048009, 60271048010, 60271048011, 60271048012, 60271048013, 60271048014, 60271048015

METHOD BLANK: 2160165 Matrix: Water
Associated Lab Samples: 60271048001, 60271048002, 60271048003, 60271048004, 60271048005, 60271048006, 60271048007, 60271048008, 60271048009, 60271048010, 60271048011, 60271048012, 60271048013, 60271048014, 60271048015

Parameter	Units	Blank Result	Reporting Limit	MDL	Analyzed	Qualifiers
Barium	ug/L	<1.5	5.0	1.5	05/25/18 17:22	
Boron	ug/L	<12.5	100	12.5	05/25/18 17:22	
Calcium	ug/L	<53.5	200	53.5	05/25/18 17:22	
Iron	ug/L	<6.1	50.0	6.1	05/25/18 17:22	
Lithium	ug/L	<4.6	10.0	4.6	05/25/18 17:22	
Magnesium	ug/L	<14.0	50.0	14.0	05/25/18 17:22	
Manganese	ug/L	<0.73	5.0	0.73	05/25/18 17:22	
Molybdenum	ug/L	<0.90	20.0	0.90	05/25/18 17:22	
Potassium	ug/L	<79.3	500	79.3	05/25/18 17:22	
Sodium	ug/L	<157	500	157	05/25/18 17:22	

LABORATORY CONTROL SAMPLE: 2160166

Parameter	Units	Spike Conc.	LCS Result	LCS % Rec	% Rec Limits	Qualifiers
Barium	ug/L	1000	1020	102	85-115	
Boron	ug/L	1000	952	95	85-115	
Calcium	ug/L	10000	10100	101	85-115	
Iron	ug/L	10000	10400	104	85-115	
Lithium	ug/L	1000	1020	102	85-115	
Magnesium	ug/L	10000	9960	100	85-115	
Manganese	ug/L	1000	1000	100	85-115	
Molybdenum	ug/L	1000	1010	101	85-115	
Potassium	ug/L	10000	9980	100	85-115	
Sodium	ug/L	10000	9820	98	85-115	

MATRIX SPIKE & MATRIX SPIKE DUPLICATE: 2160167 2160168

Parameter	Units	60271032001		MSD		MS		MSD		% Rec Limits	RPD	Max RPD	Qual
		Result	MS Spike Conc.	MSD Spike Conc.	Result	MSD Result	% Rec	% Rec					
Barium	ug/L	12.5	1000	1000	968	1010	96	100	70-130	4	20		
Boron	ug/L	<12.5	1000	1000	906	943	90	94	70-130	4	20		
Calcium	ug/L	15300	10000	10000	24000	25100	87	99	70-130	5	20		
Iron	ug/L	11.4J	10000	10000	9770	10300	98	103	70-130	5	20		
Lithium	ug/L	<4.6	1000	1000	955	997	96	100	70-130	4	20		
Magnesium	ug/L	8290	10000	10000	17100	17800	88	95	70-130	4	20		

Results presented on this page are in the units indicated by the "Units" column except where an alternate unit is presented to the right of the result.

REPORT OF LABORATORY ANALYSIS

This report shall not be reproduced, except in full,
without the written consent of Pace Analytical Services, LLC.

QUALITY CONTROL DATA

Project: AMEREN LEC BOTTOM ASH

Pace Project No.: 60271048

MATRIX SPIKE & MATRIX SPIKE DUPLICATE: 2160167												2160168	
Parameter	Units	60271032001 Result	MS	MSD	MS	MSD	MS	MSD	% Rec	Max	Qual		
			Spike Conc.	Spike Conc.	Result	Result	% Rec	% Rec	Limits	RPD			
Manganese	ug/L	1.6J	1000	1000	947	988	95	99	70-130	4	20		
Molybdenum	ug/L	<0.90	1000	1000	960	994	96	99	70-130	3	20		
Potassium	ug/L	351J	10000	10000	9800	10300	95	99	70-130	5	20		
Sodium	ug/L	14400	10000	10000	22900	23800	85	95	70-130	4	20		

MATRIX SPIKE SAMPLE: 2160169										
Parameter	Units	60271048011	Spike	MS	MS	% Rec	Qualifiers			
		Result	Conc.	Result	% Rec	Limits				
Barium	ug/L	311	1000	1310	100	70-130				
Boron	ug/L	68.7J	1000	996	93	70-130				
Calcium	ug/L	124000	10000	130000	68	70-130	M1			
Iron	ug/L	6820	10000	16600	98	70-130				
Lithium	ug/L	41.8	1000	1070	103	70-130				
Magnesium	ug/L	23500	10000	31600	80	70-130				
Manganese	ug/L	258	1000	1200	95	70-130				
Molybdenum	ug/L	2.8J	1000	997	99	70-130				
Potassium	ug/L	3800	10000	13700	99	70-130				
Sodium	ug/L	5170	10000	14800	96	70-130				

Results presented on this page are in the units indicated by the "Units" column except where an alternate unit is presented to the right of the result.

REPORT OF LABORATORY ANALYSIS

This report shall not be reproduced, except in full,
without the written consent of Pace Analytical Services, LLC.

QUALITY CONTROL DATA

Project: AMEREN LEC BOTTOM ASH
Pace Project No.: 60271048

QC Batch: 453311 Analysis Method: EPA 200.8
QC Batch Method: EPA 200.8 Analysis Description: 200.8 MET
Associated Lab Samples: 60271048001, 60271048002, 60271048003, 60271048004, 60271048005, 60271048006, 60271048007, 60271048008, 60271048009, 60271048010, 60271048011, 60271048012, 60271048013, 60271048014, 60271048015

METHOD BLANK: 2456036 Matrix: Water
Associated Lab Samples: 60271048001, 60271048002, 60271048003, 60271048004, 60271048005, 60271048006, 60271048007, 60271048008, 60271048009, 60271048010, 60271048011, 60271048012, 60271048013, 60271048014, 60271048015

Parameter	Units	Blank Result	Reporting Limit	MDL	Analyzed	Qualifiers
Arsenic	ug/L	<0.50	1.0	0.50	06/11/18 20:25	

LABORATORY CONTROL SAMPLE: 2456037

Parameter	Units	Spike Conc.	LCS Result	LCS % Rec	% Rec Limits	Qualifiers
Arsenic	ug/L	50	51.8	104	85-115	

MATRIX SPIKE & MATRIX SPIKE DUPLICATE: 2456038 2456039

Parameter	Units	60271048009 Result	MS Spike Conc.	MSD Spike Conc.	MS Result	MSD Result	MS % Rec	MSD % Rec	% Rec Limits	RPD	Max RPD	Qual
Arsenic	ug/L	34.0	50	50	86.0	85.6	104	103	70-130	1	20	

MATRIX SPIKE & MATRIX SPIKE DUPLICATE: 2456040 2456041

Parameter	Units	60271048012 Result	MS Spike Conc.	MSD Spike Conc.	MS Result	MSD Result	MS % Rec	MSD % Rec	% Rec Limits	RPD	Max RPD	Qual
Arsenic	ug/L	29.5	50	50	82.2	81.5	105	104	70-130	1	20	

Results presented on this page are in the units indicated by the "Units" column except where an alternate unit is presented to the right of the result.

REPORT OF LABORATORY ANALYSIS

This report shall not be reproduced, except in full,
without the written consent of Pace Analytical Services, LLC.

QUALITY CONTROL DATA

Project: AMEREN LEC BOTTOM ASH

Pace Project No.: 60271048

QC Batch: 527976

Analysis Method: SM 2320B

QC Batch Method: SM 2320B

Analysis Description: 2320B Alkalinity

Associated Lab Samples: 60271048001, 60271048002, 60271048010, 60271048011, 60271048014

METHOD BLANK: 2162949

Matrix: Water

Associated Lab Samples: 60271048001, 60271048002, 60271048010, 60271048011, 60271048014

Parameter	Units	Blank Result	Reporting Limit	MDL	Analyzed	Qualifiers
Alkalinity, Total as CaCO ₃	mg/L	<4.9	20.0	4.9	05/31/18 10:30	

LABORATORY CONTROL SAMPLE: 2162950

Parameter	Units	Spike Conc.	LCS Result	LCS % Rec	% Rec Limits	Qualifiers
Alkalinity, Total as CaCO ₃	mg/L	500	508	102	90-110	

SAMPLE DUPLICATE: 2162951

Parameter	Units	60271033003 Result	Dup Result	RPD	Max RPD	Qualifiers
Alkalinity, Total as CaCO ₃	mg/L	436	449	3	10	

SAMPLE DUPLICATE: 2162952

Parameter	Units	60271048010 Result	Dup Result	RPD	Max RPD	Qualifiers
Alkalinity, Total as CaCO ₃	mg/L	457	453	1	10	

Results presented on this page are in the units indicated by the "Units" column except where an alternate unit is presented to the right of the result.

REPORT OF LABORATORY ANALYSIS

This report shall not be reproduced, except in full,
without the written consent of Pace Analytical Services, LLC.

QUALITY CONTROL DATA

Project: AMEREN LEC BOTTOM ASH

Pace Project No.: 60271048

QC Batch: 528561 Analysis Method: SM 2320B
 QC Batch Method: SM 2320B Analysis Description: 2320B Alkalinity
 Associated Lab Samples: 60271048003, 60271048004, 60271048005, 60271048006, 60271048007, 60271048008, 60271048009,
 60271048012, 60271048013, 60271048015

METHOD BLANK: 2165227 Matrix: Water
 Associated Lab Samples: 60271048003, 60271048004, 60271048005, 60271048006, 60271048007, 60271048008, 60271048009,
 60271048012, 60271048013, 60271048015

Parameter	Units	Blank Result	Reporting Limit	MDL	Analyzed	Qualifiers
Alkalinity, Total as CaCO3	mg/L	<4.9	20.0	4.9	06/04/18 18:00	

LABORATORY CONTROL SAMPLE: 2165228

Parameter	Units	Spike Conc.	LCS Result	LCS % Rec	% Rec Limits	Qualifiers
Alkalinity, Total as CaCO3	mg/L	500	498	100	90-110	

SAMPLE DUPLICATE: 2165231

Parameter	Units	60271046003 Result	Dup Result	RPD	Max RPD	Qualifiers
Alkalinity, Total as CaCO3	mg/L	472	468	1	10	

SAMPLE DUPLICATE: 2165232

Parameter	Units	60271048007 Result	Dup Result	RPD	Max RPD	Qualifiers
Alkalinity, Total as CaCO3	mg/L	352	351	0	10	

Results presented on this page are in the units indicated by the "Units" column except where an alternate unit is presented to the right of the result.

REPORT OF LABORATORY ANALYSIS

This report shall not be reproduced, except in full,
without the written consent of Pace Analytical Services, LLC.

QUALITY CONTROL DATA

Project: AMEREN LEC BOTTOM ASH

Pace Project No.: 60271048

QC Batch: 527157

Analysis Method: SM 2540C

QC Batch Method: SM 2540C

Analysis Description: 2540C Total Dissolved Solids

Associated Lab Samples: 60271048001, 60271048002

METHOD BLANK: 2159302

Matrix: Water

Associated Lab Samples: 60271048001, 60271048002

Parameter	Units	Blank Result	Reporting Limit	MDL	Analyzed	Qualifiers
Total Dissolved Solids	mg/L	<5.0	5.0	5.0	05/24/18 17:29	

LABORATORY CONTROL SAMPLE: 2159303

Parameter	Units	Spike Conc.	LCS Result	LCS % Rec	% Rec Limits	Qualifiers
Total Dissolved Solids	mg/L	1000	995	100	80-120	

SAMPLE DUPLICATE: 2159304

Parameter	Units	60270840009 Result	Dup Result	RPD	Max RPD	Qualifiers
Total Dissolved Solids	mg/L	770	773	0	10	

SAMPLE DUPLICATE: 2159305

Parameter	Units	60271006002 Result	Dup Result	RPD	Max RPD	Qualifiers
Total Dissolved Solids	mg/L	1410	1410	0	10	

Results presented on this page are in the units indicated by the "Units" column except where an alternate unit is presented to the right of the result.

REPORT OF LABORATORY ANALYSIS

This report shall not be reproduced, except in full,
without the written consent of Pace Analytical Services, LLC.

QUALITY CONTROL DATA

Project: AMEREN LEC BOTTOM ASH

Pace Project No.: 60271048

QC Batch: 527158

Analysis Method: SM 2540C

QC Batch Method: SM 2540C

Analysis Description: 2540C Total Dissolved Solids

Associated Lab Samples: 60271048003, 60271048004, 60271048005, 60271048006, 60271048007, 60271048008, 60271048009, 60271048010, 60271048011, 60271048012, 60271048013, 60271048014, 60271048015

METHOD BLANK: 2159306

Matrix: Water

Associated Lab Samples: 60271048003, 60271048004, 60271048005, 60271048006, 60271048007, 60271048008, 60271048009, 60271048010, 60271048011, 60271048012, 60271048013, 60271048014, 60271048015

Parameter	Units	Blank Result	Reporting Limit	MDL	Analyzed	Qualifiers
Total Dissolved Solids	mg/L	<5.0	5.0	5.0	05/25/18 16:04	

LABORATORY CONTROL SAMPLE: 2159307

Parameter	Units	Spike Conc.	LCS Result	LCS % Rec	% Rec Limits	Qualifiers
Total Dissolved Solids	mg/L	1000	989	99	80-120	

SAMPLE DUPLICATE: 2159308

Parameter	Units	60271048010 Result	Dup Result	RPD	Max RPD	Qualifiers
Total Dissolved Solids	mg/L	519	518	0	10	

SAMPLE DUPLICATE: 2159309

Parameter	Units	60271046005 Result	Dup Result	RPD	Max RPD	Qualifiers
Total Dissolved Solids	mg/L	5690	5570	2	10	

Results presented on this page are in the units indicated by the "Units" column except where an alternate unit is presented to the right of the result.

REPORT OF LABORATORY ANALYSIS

This report shall not be reproduced, except in full,
without the written consent of Pace Analytical Services, LLC.

QUALITY CONTROL DATA

Project: AMEREN LEC BOTTOM ASH

Pace Project No.: 60271048

QC Batch:	528264	Analysis Method:	EPA 300.0
QC Batch Method:	EPA 300.0	Analysis Description:	300.0 IC Anions
Associated Lab Samples:	60271048001, 60271048002, 60271048003, 60271048004, 60271048005, 60271048006, 60271048007, 60271048008, 60271048009, 60271048010, 60271048011, 60271048012, 60271048013, 60271048014, 60271048015		

METHOD BLANK:	2163956	Matrix:	Water
Associated Lab Samples:	60271048001, 60271048002, 60271048003, 60271048004, 60271048005, 60271048006, 60271048007, 60271048008, 60271048009, 60271048010, 60271048011, 60271048012, 60271048013, 60271048014, 60271048015		

Parameter	Units	Blank Result	Reporting Limit	MDL	Analyzed	Qualifiers
Chloride	mg/L	<0.46	1.0	0.46	06/02/18 08:41	
Fluoride	mg/L	<0.063	0.20	0.063	06/02/18 08:41	
Sulfate	mg/L	<0.24	1.0	0.24	06/02/18 08:41	

LABORATORY CONTROL SAMPLE: 2163957						
Parameter	Units	Spike Conc.	LCS Result	LCS % Rec	% Rec Limits	Qualifiers
Chloride	mg/L	5	4.6	92	90-110	
Fluoride	mg/L	2.5	2.4	97	90-110	
Sulfate	mg/L	5	5.0	100	90-110	

MATRIX SPIKE & MATRIX SPIKE DUPLICATE: 2163958											2163959		
Parameter	Units	60271048001 Result	MS Spike Conc.	MSD Spike Conc.	MS Result	MSD Result	MS % Rec	MSD % Rec	% Rec Limits	RPD	Max RPD	Qual	
Chloride	mg/L	11.3	5	5	16.6	16.8	105	109	90-110	1	15		
Fluoride	mg/L	0.25	2.5	2.5	2.7	2.8	97	103	90-110	5	15		
Sulfate	mg/L	1.6	5	5	6.7	6.9	101	105	90-110	3	15		

MATRIX SPIKE SAMPLE: 2163960										
Parameter	Units	60271048002 Result	Spike Conc.	MS Result	MS % Rec	% Rec Limits	Qualifiers			
Fluoride	mg/L	0.37	2.5	2.9	100	90-110				

Results presented on this page are in the units indicated by the "Units" column except where an alternate unit is presented to the right of the result.

REPORT OF LABORATORY ANALYSIS

This report shall not be reproduced, except in full,
without the written consent of Pace Analytical Services, LLC.

QUALITY CONTROL DATA

Project: AMEREN LEC BOTTOM ASH

Pace Project No.: 60271048

QC Batch:	528385	Analysis Method:	EPA 300.0
QC Batch Method:	EPA 300.0	Analysis Description:	300.0 IC Anions
Associated Lab Samples:	60271048002, 60271048003, 60271048004, 60271048005, 60271048006, 60271048007, 60271048009, 60271048010, 60271048011, 60271048013		

METHOD BLANK:	2164750	Matrix:	Water
Associated Lab Samples:	60271048002, 60271048003, 60271048004, 60271048005, 60271048006, 60271048007, 60271048009, 60271048010, 60271048011, 60271048013		

Parameter	Units	Blank Result	Reporting Limit	MDL	Analyzed	Qualifiers
Chloride	mg/L	<0.46	1.0	0.46	06/04/18 08:18	
Sulfate	mg/L	<0.24	1.0	0.24	06/04/18 08:18	

LABORATORY CONTROL SAMPLE: 2164751						
Parameter	Units	Spike Conc.	LCS Result	LCS % Rec	% Rec Limits	Qualifiers
Chloride	mg/L	5	5.0	100	90-110	
Sulfate	mg/L	5	5.1	102	90-110	

MATRIX SPIKE & MATRIX SPIKE DUPLICATE: 2164752												2164753	
Parameter	Units	60271048003 Result	MS Spike Conc.	MSD Spike Conc.	MS Result	MSD Result	MS % Rec	MSD % Rec	% Rec Limits	RPD	Max RPD	Qual	
Sulfate	mg/L	402	250	250	667	655	106	101	90-110	2	15		

Results presented on this page are in the units indicated by the "Units" column except where an alternate unit is presented to the right of the result.

REPORT OF LABORATORY ANALYSIS

This report shall not be reproduced, except in full,
without the written consent of Pace Analytical Services, LLC.

ANALYTICAL RESULTS - RADIOCHEMISTRY

Project: AMEREN LEC BOTTOM ASH

Pace Project No.: 60271048

Parameters	Method	Act ± Unc (MDC) Carr Trac	Units	Analyzed	CAS No.	Qual
Radium-226	EPA 903.1	0.853 ± 0.474 (0.178) C:NA T:86%	pCi/L	06/13/18 19:45	13982-63-3	
Radium-228	EPA 904.0	1.13 ± 0.513 (0.877) C:73% T:82%	pCi/L	06/06/18 14:47	15262-20-1	

REPORT OF LABORATORY ANALYSIS

This report shall not be reproduced, except in full,
without the written consent of Pace Analytical Services, LLC.

ANALYTICAL RESULTS - RADIOCHEMISTRY

Project: AMEREN LEC BOTTOM ASH

Pace Project No.: 60271048

Sample: L-UMW-2D **Lab ID: 60271048002** Collected: 05/21/18 16:10 Received: 05/23/18 03:30 Matrix: Water
PWS: Site ID: Sample Type:

Parameters	Method	Act ± Unc (MDC) Carr Trac	Units	Analyzed	CAS No.	Qual
Radium-226	EPA 903.1	0.184 ± 0.400 (0.738) C:NA T:92%	pCi/L	06/13/18 20:01	13982-63-3	
Radium-228	EPA 904.0	1.33 ± 0.478 (0.684) C:79% T:89%	pCi/L	06/06/18 14:47	15262-20-1	

REPORT OF LABORATORY ANALYSIS

This report shall not be reproduced, except in full,
without the written consent of Pace Analytical Services, LLC.

ANALYTICAL RESULTS - RADIOCHEMISTRY

Project: AMEREN LEC BOTTOM ASH

Pace Project No.: 60271048

Parameters	Method	Act ± Unc (MDC) Carr Trac	Units	Analyzed	CAS No.	Qual
Radium-226	EPA 903.1	0.241 ± 0.472 (0.848) C:NA T:91%	pCi/L	06/13/18 20:01	13982-63-3	
Radium-228	EPA 904.0	0.289 ± 0.324 (0.678) C:80% T:88%	pCi/L	06/06/18 14:47	15262-20-1	

REPORT OF LABORATORY ANALYSIS

This report shall not be reproduced, except in full,
without the written consent of Pace Analytical Services, LLC.

ANALYTICAL RESULTS - RADIOCHEMISTRY

Project: AMEREN LEC BOTTOM ASH

Pace Project No.: 60271048

Parameters	Method	Act ± Unc (MDC) Carr Trac	Units	Analyzed	CAS No.	Qual
Radium-226	EPA 903.1	0.270 ± 0.496 (0.884) C:NA T:79%	pCi/L	06/13/18 20:01	13982-63-3	
Radium-228	EPA 904.0	1.30 ± 0.569 (0.980) C:78% T:81%	pCi/L	06/06/18 14:48	15262-20-1	

REPORT OF LABORATORY ANALYSIS

This report shall not be reproduced, except in full,
without the written consent of Pace Analytical Services, LLC.

ANALYTICAL RESULTS - RADIOCHEMISTRY

Project: AMEREN LEC BOTTOM ASH

Pace Project No.: 60271048

Sample: L-UMW-5D **Lab ID: 60271048005** Collected: 05/22/18 12:55 Received: 05/23/18 03:30 Matrix: Water
PWS: Site ID: Sample Type:

Parameters	Method	Act ± Unc (MDC) Carr Trac	Units	Analyzed	CAS No.	Qual
Radium-226	EPA 903.1	0.143 ± 0.653 (1.05) C:NA T:41%	pCi/L	06/13/18 20:01	13982-63-3	
Radium-228	EPA 904.0	0.558 ± 0.422 (0.835) C:83% T:79%	pCi/L	06/06/18 14:48	15262-20-1	

REPORT OF LABORATORY ANALYSIS

This report shall not be reproduced, except in full,
without the written consent of Pace Analytical Services, LLC.

ANALYTICAL RESULTS - RADIOCHEMISTRY

Project: AMEREN LEC BOTTOM ASH

Pace Project No.: 60271048

Sample: L-UMW-6D		Lab ID: 60271048006	Collected: 05/22/18 11:15	Received: 05/23/18 03:30	Matrix: Water		
PWS:		Site ID:	Sample Type:				
Parameters	Method	Act ± Unc (MDC) Carr Trac		Units	Analyzed	CAS No.	Qual
Radium-226	EPA 903.1	0.713 ± 0.466 (0.477)		pCi/L	06/13/18 20:01	13982-63-3	
		C:NA T:86%					
Radium-228	EPA 904.0	0.874 ± 0.409 (0.697)		pCi/L	06/06/18 14:48	15262-20-1	
		C:77% T:91%					

REPORT OF LABORATORY ANALYSIS

This report shall not be reproduced, except in full,
without the written consent of Pace Analytical Services, LLC.

ANALYTICAL RESULTS - RADIOCHEMISTRY

Project: AMEREN LEC BOTTOM ASH

Pace Project No.: 60271048

Parameters	Method	Act ± Unc (MDC) Carr Trac	Units	Analyzed	CAS No.	Qual
Radium-226	EPA 903.1	0.483 ± 0.413 (0.560) C:NA T:90%	pCi/L	06/13/18 20:01	13982-63-3	
Radium-228	EPA 904.0	0.788 ± 0.416 (0.745) C:76% T:87%	pCi/L	06/06/18 14:48	15262-20-1	

REPORT OF LABORATORY ANALYSIS

This report shall not be reproduced, except in full,
without the written consent of Pace Analytical Services, LLC.

ANALYTICAL RESULTS - RADIOCHEMISTRY

Project: AMEREN LEC BOTTOM ASH

Pace Project No.: 60271048

Parameters	Method	Act ± Unc (MDC) Carr Trac	Units	Analyzed	CAS No.	Qual
Radium-226	EPA 903.1	0.509 ± 0.555 (0.874) C:NA T:86%	pCi/L	06/13/18 20:14	13982-63-3	
Radium-228	EPA 904.0	0.527 ± 0.395 (0.777) C:77% T:81%	pCi/L	06/06/18 14:48	15262-20-1	

REPORT OF LABORATORY ANALYSIS

This report shall not be reproduced, except in full,
without the written consent of Pace Analytical Services, LLC.

ANALYTICAL RESULTS - RADIOCHEMISTRY

Project: AMEREN LEC BOTTOM ASH

Pace Project No.: 60271048

Sample: L-UMW-9D **Lab ID: 60271048009** Collected: 05/22/18 15:15 Received: 05/23/18 03:30 Matrix: Water
PWS: Site ID: Sample Type:

Parameters	Method	Act ± Unc (MDC) Carr Trac	Units	Analyzed	CAS No.	Qual
Radium-226	EPA 903.1	0.418 ± 0.435 (0.647) C:NA T:81%	pCi/L	06/13/18 20:14	13982-63-3	
Radium-228	EPA 904.0	0.213 ± 0.318 (0.686) C:78% T:78%	pCi/L	06/06/18 14:48	15262-20-1	

REPORT OF LABORATORY ANALYSIS

This report shall not be reproduced, except in full,
without the written consent of Pace Analytical Services, LLC.

ANALYTICAL RESULTS - RADIOCHEMISTRY

Project: AMEREN LEC BOTTOM ASH

Pace Project No.: 60271048

Sample: L-BMW-1D		Lab ID: 60271048010	Collected: 05/21/18 11:45	Received: 05/23/18 03:30	Matrix: Water		
PWS:		Site ID:	Sample Type:				
Parameters	Method	Act ± Unc (MDC) Carr Trac		Units	Analyzed	CAS No.	Qual
Radium-226	EPA 903.1	1.86 ± 0.733 (0.472)		pCi/L	06/13/18 20:14	13982-63-3	
		C:NA T:86%					
Radium-228	EPA 904.0	1.90 ± 0.596 (0.812)		pCi/L	06/06/18 14:48	15262-20-1	
		C:85% T:81%					

REPORT OF LABORATORY ANALYSIS

This report shall not be reproduced, except in full,
without the written consent of Pace Analytical Services, LLC.

ANALYTICAL RESULTS - RADIOCHEMISTRY

Project: AMEREN LEC BOTTOM ASH

Pace Project No.: 60271048

Sample: L-BMW-2D **Lab ID: 60271048011** Collected: 05/21/18 09:35 Received: 05/23/18 03:30 Matrix: Water
PWS: Site ID: Sample Type:

Parameters	Method	Act ± Unc (MDC) Carr Trac	Units	Analyzed	CAS No.	Qual
Radium-226	EPA 903.1	0.0588 ± 0.268 (0.433) C:NA T:91%	pCi/L	06/13/18 20:14	13982-63-3	
Radium-228	EPA 904.0	0.331 ± 0.327 (0.670) C:75% T:87%	pCi/L	06/06/18 14:48	15262-20-1	

REPORT OF LABORATORY ANALYSIS

This report shall not be reproduced, except in full,
without the written consent of Pace Analytical Services, LLC.

ANALYTICAL RESULTS - RADIOCHEMISTRY

Project: AMEREN LEC BOTTOM ASH

Pace Project No.: 60271048

Sample: L-UMW-DUP-1 **Lab ID: 60271048012** Collected: 05/22/18 09:00 Received: 05/23/18 03:30 Matrix: Water
PWS: Site ID: Sample Type:

Parameters	Method	Act ± Unc (MDC) Carr Trac	Units	Analyzed	CAS No.	Qual
Radium-226	EPA 903.1	0.766 ± 0.508 (0.592) C:NA T:86%	pCi/L	06/13/18 20:14	13982-63-3	
Radium-228	EPA 904.0	0.511 ± 0.393 (0.780) C:79% T:83%	pCi/L	06/06/18 14:48	15262-20-1	

REPORT OF LABORATORY ANALYSIS

This report shall not be reproduced, except in full,
without the written consent of Pace Analytical Services, LLC.

ANALYTICAL RESULTS - RADIOCHEMISTRY

Project: AMEREN LEC BOTTOM ASH

Pace Project No.: 60271048

Sample: L-UMW-DUP-2 **Lab ID: 60271048013** Collected: 05/22/18 09:00 Received: 05/23/18 03:30 Matrix: Water
PWS: Site ID: Sample Type:

Parameters	Method	Act ± Unc (MDC) Carr Trac	Units	Analyzed	CAS No.	Qual
Radium-226	EPA 903.1	0.222 ± 0.436 (0.798) C:NA T:73%	pCi/L	06/13/18 20:14	13982-63-3	
Radium-228	EPA 904.0	0.593 ± 0.335 (0.604) C:80% T:88%	pCi/L	06/06/18 14:48	15262-20-1	

REPORT OF LABORATORY ANALYSIS

This report shall not be reproduced, except in full,
without the written consent of Pace Analytical Services, LLC.

ANALYTICAL RESULTS - RADIOCHEMISTRY

Project: AMEREN LEC BOTTOM ASH

Pace Project No.: 60271048

Sample: L-UMW-FB-1 **Lab ID: 60271048014** Collected: 05/21/18 16:10 Received: 05/23/18 03:30 Matrix: Water
PWS: Site ID: Sample Type:

Parameters	Method	Act ± Unc (MDC) Carr Trac	Units	Analyzed	CAS No.	Qual
Radium-226	EPA 903.1	0.0674 ± 0.396 (0.810) C:NA T:85%	pCi/L	06/13/18 20:28	13982-63-3	
Radium-228	EPA 904.0	0.00713 ± 0.290 (0.671) C:80% T:91%	pCi/L	06/06/18 14:48	15262-20-1	

REPORT OF LABORATORY ANALYSIS

This report shall not be reproduced, except in full,
without the written consent of Pace Analytical Services, LLC.

ANALYTICAL RESULTS - RADIOCHEMISTRY

Project: AMEREN LEC BOTTOM ASH

Pace Project No.: 60271048

Sample: L-UMW-FB-2 **Lab ID: 60271048015** Collected: 05/22/18 12:45 Received: 05/23/18 03:30 Matrix: Water
PWS: Site ID: Sample Type:

Parameters	Method	Act ± Unc (MDC) Carr Trac	Units	Analyzed	CAS No.	Qual
Radium-226	EPA 903.1	0.327 ± 0.301 (0.177) C:NA T:91%	pCi/L	06/13/18 20:28	13982-63-3	
Radium-228	EPA 904.0	0.265 ± 0.339 (0.721) C:76% T:88%	pCi/L	06/06/18 14:48	15262-20-1	

REPORT OF LABORATORY ANALYSIS

This report shall not be reproduced, except in full,
without the written consent of Pace Analytical Services, LLC.

ANALYTICAL RESULTS - RADIOCHEMISTRY

Project: AMEREN LEC BOTTOM ASH

Pace Project No.: 60271048

Sample: L-UMW-9D MS		Lab ID: 60271048016	Collected: 05/22/18 15:15	Received: 05/23/18 03:30	Matrix: Water		
PWS:		Site ID:	Sample Type:				
Parameters	Method	Act ± Unc (MDC)	Carr Trac	Units	Analyzed	CAS No.	Qual
Radium-226	EPA 903.1	123 %REC +/- NA (NA)		pCi/L	06/13/18 20:28	13982-63-3	
		C:NA T:NA					
Radium-228	EPA 904.0	98.69 % REC ± NA (NA)		pCi/L	06/06/18 14:49	15262-20-1	
		C:NA T:NA					

REPORT OF LABORATORY ANALYSIS

This report shall not be reproduced, except in full,
without the written consent of Pace Analytical Services, LLC.

ANALYTICAL RESULTS - RADIOCHEMISTRY

Project: AMEREN LEC BOTTOM ASH

Pace Project No.: 60271048

Sample: L-UMW-9D MSD **Lab ID: 60271048017** Collected: 05/22/18 15:15 Received: 05/23/18 03:30 Matrix: Water
PWS: Site ID: Sample Type:

Parameters	Method	Act ± Unc (MDC) Carr Trac	Units	Analyzed	CAS No.	Qual
Radium-226	EPA 903.1	110 %REC 11.18 RPD +/- NA (NA) C:NA T:NA	pCi/L	06/13/18 20:28	13982-63-3	
Radium-228	EPA 904.0	118.77 % REC 18.47 RPD ± NA (NA) C:NA T:NA	pCi/L	06/06/18 14:49	15262-20-1	

REPORT OF LABORATORY ANALYSIS

This report shall not be reproduced, except in full,
without the written consent of Pace Analytical Services, LLC.

QUALITY CONTROL - RADIOCHEMISTRY

Project: AMEREN LEC BOTTOM ASH

Pace Project No.: 60271048

QC Batch:	300523	Analysis Method:	EPA 903.1
QC Batch Method:	EPA 903.1	Analysis Description:	903.1 Radium-226
Associated Lab Samples:	60271048001, 60271048002, 60271048003, 60271048004, 60271048005, 60271048006, 60271048007, 60271048008, 60271048009, 60271048010, 60271048011, 60271048012, 60271048013, 60271048014, 60271048015, 60271048016, 60271048017		

METHOD BLANK:	1470765	Matrix:	Water
Associated Lab Samples:	60271048001, 60271048002, 60271048003, 60271048004, 60271048005, 60271048006, 60271048007, 60271048008, 60271048009, 60271048010, 60271048011, 60271048012, 60271048013, 60271048014, 60271048015, 60271048016, 60271048017		

Parameter	Act ± Unc (MDC) Carr Trac	Units	Analyzed	Qualifiers
Radium-226	0.201 ± 0.307 (0.182) C:NA T:86%	pCi/L	06/13/18 19:45	

Results presented on this page are in the units indicated by the "Units" column except where an alternate unit is presented to the right of the result.

REPORT OF LABORATORY ANALYSIS

This report shall not be reproduced, except in full,
without the written consent of Pace Analytical Services, LLC.

QUALITY CONTROL - RADIOCHEMISTRY

Project: AMEREN LEC BOTTOM ASH

Pace Project No.: 60271048

QC Batch:	299916	Analysis Method:	EPA 904.0
QC Batch Method:	EPA 904.0	Analysis Description:	904.0 Radium 228
Associated Lab Samples:	60271048001, 60271048002, 60271048003, 60271048004, 60271048005, 60271048006, 60271048007, 60271048008, 60271048009, 60271048010, 60271048011, 60271048012, 60271048013, 60271048014, 60271048015, 60271048016, 60271048017		

METHOD BLANK:	1468104	Matrix:	Water
Associated Lab Samples:	60271048001, 60271048002, 60271048003, 60271048004, 60271048005, 60271048006, 60271048007, 60271048008, 60271048009, 60271048010, 60271048011, 60271048012, 60271048013, 60271048014, 60271048015, 60271048016, 60271048017		

Parameter	Act ± Unc (MDC) Carr Trac	Units	Analyzed	Qualifiers
Radium-228	0.00390 ± 0.348 (0.808) C:80% T:76%	pCi/L	06/06/18 14:47	

Results presented on this page are in the units indicated by the "Units" column except where an alternate unit is presented to the right of the result.

REPORT OF LABORATORY ANALYSIS

This report shall not be reproduced, except in full,
without the written consent of Pace Analytical Services, LLC.

QUALIFIERS

Project: AMEREN LEC BOTTOM ASH

Pace Project No.: 60271048

DEFINITIONS

DF - Dilution Factor, if reported, represents the factor applied to the reported data due to dilution of the sample aliquot.

ND - Not Detected at or above adjusted reporting limit.

TNTC - Too Numerous To Count

J - Estimated concentration above the adjusted method detection limit and below the adjusted reporting limit.

MDL - Adjusted Method Detection Limit.

PQL - Practical Quantitation Limit.

RL - Reporting Limit - The lowest concentration value that meets project requirements for quantitative data with known precision and bias for a specific analyte in a specific matrix.

S - Surrogate

1,2-Diphenylhydrazine decomposes to and cannot be separated from Azobenzene using Method 8270. The result for each analyte is a combined concentration.

Consistent with EPA guidelines, unrounded data are displayed and have been used to calculate % recovery and RPD values.

LCS(D) - Laboratory Control Sample (Duplicate)

MS(D) - Matrix Spike (Duplicate)

DUP - Sample Duplicate

RPD - Relative Percent Difference

NC - Not Calculable.

SG - Silica Gel - Clean-Up

U - Indicates the compound was analyzed for, but not detected.

N-Nitrosodiphenylamine decomposes and cannot be separated from Diphenylamine using Method 8270. The result reported for each analyte is a combined concentration.

Act - Activity

Unc - Uncertainty: SDWA = 1.96 sigma count uncertainty, all other matrices = Expanded Uncertainty (95% confidence interval).

Gamma Spec = Expanded Uncertainty (95.4% Confidence Interval)

(MDC) - Minimum Detectable Concentration

Trac - Tracer Recovery (%)

Carr - Carrier Recovery (%)

Pace Analytical is TNI accredited. Contact your Pace PM for the current list of accredited analytes.

TNI - The NELAC Institute.

LABORATORIES

PASI-K Pace Analytical Services - Kansas City

PASI-O Pace Analytical Services - Ormond Beach

PASI-PA Pace Analytical Services - Greensburg

ANALYTE QUALIFIERS

M1 Matrix spike recovery exceeded QC limits. Batch accepted based on laboratory control sample (LCS) recovery.

REPORT OF LABORATORY ANALYSIS

This report shall not be reproduced, except in full,
without the written consent of Pace Analytical Services, LLC.

QUALITY CONTROL DATA CROSS REFERENCE TABLE

Project: AMEREN LEC BOTTOM ASH

Pace Project No.: 60271048

Lab ID	Sample ID	QC Batch Method	QC Batch	Analytical Method	Analytical Batch
60271048001	L-UMW-1D	EPA 200.7	527333	EPA 200.7	527375
60271048002	L-UMW-2D	EPA 200.7	527333	EPA 200.7	527375
60271048003	L-UMW-3D	EPA 200.7	527333	EPA 200.7	527375
60271048004	L-UMW-4D	EPA 200.7	527333	EPA 200.7	527375
60271048005	L-UMW-5D	EPA 200.7	527333	EPA 200.7	527375
60271048006	L-UMW-6D	EPA 200.7	527333	EPA 200.7	527375
60271048007	L-UMW-7D	EPA 200.7	527333	EPA 200.7	527375
60271048008	L-UMW-8D	EPA 200.7	527333	EPA 200.7	527375
60271048009	L-UMW-9D	EPA 200.7	527333	EPA 200.7	527375
60271048010	L-BMW-1D	EPA 200.7	527333	EPA 200.7	527375
60271048011	L-BMW-2D	EPA 200.7	527333	EPA 200.7	527375
60271048012	L-UMW-DUP-1	EPA 200.7	527333	EPA 200.7	527375
60271048013	L-UMW-DUP-2	EPA 200.7	527333	EPA 200.7	527375
60271048014	L-UMW-FB-1	EPA 200.7	527333	EPA 200.7	527375
60271048015	L-UMW-FB-2	EPA 200.7	527333	EPA 200.7	527375
60271048001	L-UMW-1D	EPA 200.8	453311	EPA 200.8	453330
60271048002	L-UMW-2D	EPA 200.8	453311	EPA 200.8	453330
60271048003	L-UMW-3D	EPA 200.8	453311	EPA 200.8	453330
60271048004	L-UMW-4D	EPA 200.8	453311	EPA 200.8	453330
60271048005	L-UMW-5D	EPA 200.8	453311	EPA 200.8	453330
60271048006	L-UMW-6D	EPA 200.8	453311	EPA 200.8	453330
60271048007	L-UMW-7D	EPA 200.8	453311	EPA 200.8	453330
60271048008	L-UMW-8D	EPA 200.8	453311	EPA 200.8	453330
60271048009	L-UMW-9D	EPA 200.8	453311	EPA 200.8	453330
60271048010	L-BMW-1D	EPA 200.8	453311	EPA 200.8	453330
60271048011	L-BMW-2D	EPA 200.8	453311	EPA 200.8	453330
60271048012	L-UMW-DUP-1	EPA 200.8	453311	EPA 200.8	453330
60271048013	L-UMW-DUP-2	EPA 200.8	453311	EPA 200.8	453330
60271048014	L-UMW-FB-1	EPA 200.8	453311	EPA 200.8	453330
60271048015	L-UMW-FB-2	EPA 200.8	453311	EPA 200.8	453330
60271048001	L-UMW-1D	EPA 903.1	300523		
60271048002	L-UMW-2D	EPA 903.1	300523		
60271048003	L-UMW-3D	EPA 903.1	300523		
60271048004	L-UMW-4D	EPA 903.1	300523		
60271048005	L-UMW-5D	EPA 903.1	300523		
60271048006	L-UMW-6D	EPA 903.1	300523		
60271048007	L-UMW-7D	EPA 903.1	300523		
60271048008	L-UMW-8D	EPA 903.1	300523		
60271048009	L-UMW-9D	EPA 903.1	300523		
60271048010	L-BMW-1D	EPA 903.1	300523		
60271048011	L-BMW-2D	EPA 903.1	300523		
60271048012	L-UMW-DUP-1	EPA 903.1	300523		
60271048013	L-UMW-DUP-2	EPA 903.1	300523		
60271048014	L-UMW-FB-1	EPA 903.1	300523		
60271048015	L-UMW-FB-2	EPA 903.1	300523		
60271048016	L-UMW-9D MS	EPA 903.1	300523		
60271048017	L-UMW-9D MSD	EPA 903.1	300523		

REPORT OF LABORATORY ANALYSIS

This report shall not be reproduced, except in full,
without the written consent of Pace Analytical Services, LLC.

QUALITY CONTROL DATA CROSS REFERENCE TABLE

Project: AMEREN LEC BOTTOM ASH

Pace Project No.: 60271048

Lab ID	Sample ID	QC Batch Method	QC Batch	Analytical Method	Analytical Batch
60271048001	L-UMW-1D	EPA 904.0	299916		
60271048002	L-UMW-2D	EPA 904.0	299916		
60271048003	L-UMW-3D	EPA 904.0	299916		
60271048004	L-UMW-4D	EPA 904.0	299916		
60271048005	L-UMW-5D	EPA 904.0	299916		
60271048006	L-UMW-6D	EPA 904.0	299916		
60271048007	L-UMW-7D	EPA 904.0	299916		
60271048008	L-UMW-8D	EPA 904.0	299916		
60271048009	L-UMW-9D	EPA 904.0	299916		
60271048010	L-BMW-1D	EPA 904.0	299916		
60271048011	L-BMW-2D	EPA 904.0	299916		
60271048012	L-UMW-DUP-1	EPA 904.0	299916		
60271048013	L-UMW-DUP-2	EPA 904.0	299916		
60271048014	L-UMW-FB-1	EPA 904.0	299916		
60271048015	L-UMW-FB-2	EPA 904.0	299916		
60271048016	L-UMW-9D MS	EPA 904.0	299916		
60271048017	L-UMW-9D MSD	EPA 904.0	299916		
60271048001	L-UMW-1D	SM 2320B	527976		
60271048002	L-UMW-2D	SM 2320B	527976		
60271048003	L-UMW-3D	SM 2320B	528561		
60271048004	L-UMW-4D	SM 2320B	528561		
60271048005	L-UMW-5D	SM 2320B	528561		
60271048006	L-UMW-6D	SM 2320B	528561		
60271048007	L-UMW-7D	SM 2320B	528561		
60271048008	L-UMW-8D	SM 2320B	528561		
60271048009	L-UMW-9D	SM 2320B	528561		
60271048010	L-BMW-1D	SM 2320B	527976		
60271048011	L-BMW-2D	SM 2320B	527976		
60271048012	L-UMW-DUP-1	SM 2320B	528561		
60271048013	L-UMW-DUP-2	SM 2320B	528561		
60271048014	L-UMW-FB-1	SM 2320B	527976		
60271048015	L-UMW-FB-2	SM 2320B	528561		
60271048001	L-UMW-1D	SM 2540C	527157		
60271048002	L-UMW-2D	SM 2540C	527157		
60271048003	L-UMW-3D	SM 2540C	527158		
60271048004	L-UMW-4D	SM 2540C	527158		
60271048005	L-UMW-5D	SM 2540C	527158		
60271048006	L-UMW-6D	SM 2540C	527158		
60271048007	L-UMW-7D	SM 2540C	527158		
60271048008	L-UMW-8D	SM 2540C	527158		
60271048009	L-UMW-9D	SM 2540C	527158		
60271048010	L-BMW-1D	SM 2540C	527158		
60271048011	L-BMW-2D	SM 2540C	527158		
60271048012	L-UMW-DUP-1	SM 2540C	527158		
60271048013	L-UMW-DUP-2	SM 2540C	527158		

REPORT OF LABORATORY ANALYSIS

This report shall not be reproduced, except in full,
without the written consent of Pace Analytical Services, LLC.

QUALITY CONTROL DATA CROSS REFERENCE TABLE

Project: AMEREN LEC BOTTOM ASH

Pace Project No.: 60271048

Lab ID	Sample ID	QC Batch Method	QC Batch	Analytical Method	Analytical Batch
60271048014	L-UMW-FB-1	SM 2540C	527158		
60271048015	L-UMW-FB-2	SM 2540C	527158		
60271048001	L-UMW-1D	EPA 300.0	528264		
60271048002	L-UMW-2D	EPA 300.0	528264		
60271048002	L-UMW-2D	EPA 300.0	528385		
60271048003	L-UMW-3D	EPA 300.0	528264		
60271048003	L-UMW-3D	EPA 300.0	528385		
60271048004	L-UMW-4D	EPA 300.0	528264		
60271048004	L-UMW-4D	EPA 300.0	528385		
60271048005	L-UMW-5D	EPA 300.0	528264		
60271048005	L-UMW-5D	EPA 300.0	528385		
60271048006	L-UMW-6D	EPA 300.0	528264		
60271048006	L-UMW-6D	EPA 300.0	528385		
60271048007	L-UMW-7D	EPA 300.0	528264		
60271048007	L-UMW-7D	EPA 300.0	528385		
60271048008	L-UMW-8D	EPA 300.0	528264		
60271048009	L-UMW-9D	EPA 300.0	528264		
60271048009	L-UMW-9D	EPA 300.0	528385		
60271048010	L-BMW-1D	EPA 300.0	528264		
60271048010	L-BMW-1D	EPA 300.0	528385		
60271048011	L-BMW-2D	EPA 300.0	528264		
60271048011	L-BMW-2D	EPA 300.0	528385		
60271048012	L-UMW-DUP-1	EPA 300.0	528264		
60271048013	L-UMW-DUP-2	EPA 300.0	528264		
60271048013	L-UMW-DUP-2	EPA 300.0	528385		
60271048014	L-UMW-FB-1	EPA 300.0	528264		
60271048015	L-UMW-FB-2	EPA 300.0	528264		

REPORT OF LABORATORY ANALYSIS

This report shall not be reproduced, except in full,
without the written consent of Pace Analytical Services, LLC.



Sample Condition Upon Receipt

WO#: 60271048
Barcode
60271048

Client Name: Golder Associates

Courier: FedEx [] UPS [] VIA [] Clay [] PEX [] ECI [] Pace [] Xroads [x] Client [] Other []

Tracking #: _____ Pace Shipping Label Used? Yes [] No []

Custody Seal on Cooler/Box Present: Yes [x] No [] Seals intact: Yes [x] No []

Packing Material: Bubble Wrap [] Bubble Bags [] Foam [] None [x] Other []

Thermometer Used: 301 Type of Ice: Wet [] Blue [] None []

Cooler Temperature (°C): As-read 3.6 12.4 Corr. Factor 4.0 Corrected 4.6 18.8 19.2

Date and initials of person examining contents: JLS JB5/23

Temperature should be above freezing to 6°C

Table with 3 columns: Question, Yes/No/N/A checkboxes, and handwritten notes. Rows include Chain of Custody, Short Hold Time, Rush Turn Around Time, Sufficient volume, Containers used, Containers intact, Unpreserved soils, Filtered volume, Sample labels, Multiple phases, pH preservation, Cyanide checks, Trip Blank, Headspace, and Additional labels.

Client Notification/ Resolution: Copy COC to Client? Y / N Field Data Required? Y / N

Person Contacted: _____ Date/Time: _____

Comments/ Resolution: _____

Project Manager Review: _____ Date: _____



CHAIN-OF-CUSTODY / Analytical Request Document

The Chain-of-Custody is a LEGAL DOCUMENT. All relevant fields must be completed accurately.

Page: 1 of 2

Section A Required Client Information:		Section B Required Project Information:		Section C Invoice Information:	
Company:	Golder Associates	Report To:	Mark Haddock (mhaddock@golder.com)	Attention:	
Address:	820 South Main Street, Suite 100	Copy To:	Jeffrey Ingram	Company Name:	
	St Charles, MO 63301			Address:	
Email To:	mhaddock@golder.com	Purchase Order No.:	Bottom	Pace Quote Reference:	
Phone:	636-724-9191	Project Name:	Ameren Labadie Energy Center Wash	Pace Project Manager:	Jamie Church
Requested Due Date/TAT:	Standard	Project Number:	153-1406 0001D	Pace Profile #:	9285

REGULATORY AGENCY	
<input type="checkbox"/> NPDES	<input checked="" type="checkbox"/> GROUND WATER
<input type="checkbox"/> UST	<input type="checkbox"/> RCRA
<input type="checkbox"/> OTHER	
Site Location	MO
STATE:	

ITEM #	Section D Required Client Information	Valid Matrix Codes	MATRIX CODE	SAMPLE TYPE (G=GRAB C=COMP)	COLLECTED		# OF CONTAINERS	Preservatives	Analysis Test	Metals	Chloride/Fluoride/Sulfate	TDS	Alkalinity	Residual Chlorine (Y/N)	Pace Project No./ Lab I.D.
					COMPOSITE START	COMPOSITE END/SEAB									
1	L-BMW-1D	DRINKING WATER	WT	G	5/22/18	14:20	4	H2SO4	Unpreserved	✓	✓	✓	✓	✓	80271018
2	L-BMW-2D	WASTE WATER	WT	G	5/22/18	16:10	1	HNO3	Unpreserved	✓	✓	✓	✓	✓	80271018
3	L-BMW-3D	WASTE WATER	WT	G	5/22/18	09:55	1	HCl	Unpreserved	✓	✓	✓	✓	✓	80271018
4	L-BMW-4D	WASTE WATER	WT	G	5/22/18	14:15	1	NaOH	Unpreserved	✓	✓	✓	✓	✓	80271018
5	L-BMW-5D	WASTE WATER	WT	G	5/22/18	12:55	1	HCl	Unpreserved	✓	✓	✓	✓	✓	80271018
6	L-BMW-6D	WASTE WATER	WT	G	5/22/18	11:15	1	HNO3	Unpreserved	✓	✓	✓	✓	✓	80271018
7	L-BMW-7D	WASTE WATER	WT	G	5/22/18	10:25	1	HCl	Unpreserved	✓	✓	✓	✓	✓	80271018
8	L-BMW-8D	WASTE WATER	WT	G	5/22/18	09:00	1	HNO3	Unpreserved	✓	✓	✓	✓	✓	80271018
9	L-BMW-9D	WASTE WATER	WT	G	5/22/18	15:15	12	HCl	Unpreserved	✓	✓	✓	✓	✓	80271018
10	L-BMW-1D	WASTE WATER	WT	G	5/22/18	11:45	4	HCl	Unpreserved	✓	✓	✓	✓	✓	80271018
11	L-BMW-2D	WASTE WATER	WT	G	5/22/18	09:35	1	HCl	Unpreserved	✓	✓	✓	✓	✓	80271018
12	L-UMW-DUP-1	WASTE WATER	WT	G	5/22/18	-	1	HCl	Unpreserved	✓	✓	✓	✓	✓	80271018

ADDITIONAL COMMENTS		RELINQUISHED BY / AFFILIATION		ACCEPTED BY / AFFILIATION		SAMPLE CONDITIONS	
EPA 200.7: B, Ca, Mn, Mg, Fe, Ni, K, B, Li, Mo		Mark Haddock		Jeffrey Ingram		Temp in °C	
EPA 200.8: As		5/22/18 17:20		5/22/18 17:35		Received on	
		5/22/18 18:00		5/23/18 05:30		Ice (Y/N)	
						Cooler (Y/N)	
						Samples Intact (Y/N)	

SAMPLER NAME AND SIGNATURE
 PRINT Name of SAMPLER: Ryan Feldmann
 SIGNATURE of SAMPLER: Ryan Feldmann
 DATE Signed (MM/DD/YY): 5/22/18

CHAIN-OF-CUSTODY / Analytical Request Document

The Chain-of-Custody is a LEGAL DOCUMENT. All relevant fields must be completed accurately.



Page: 12 of 12

Section A Required Client Information: Company: Golder Associates Address: 820 South Main Street, Suite 100 St Charles, MO 63301 Email To: mhaddock@golder.com Phone: 636-724-9191 Fax: 636-724-9323 Requested Due Date/TAT: Standard		Section B Required Project Information: Report To: Mark Haddock (mhaddock@golder.com) Copy To: Jeffrey Ingram Company Name: Ryan Feldmann Address: Bottom Purchase Order No.: Project Name: Ameren Labadie Energy Center - Fish Project Number: 153-1406 0001D		Section C Invoice Information: Attention: Regulatory Agency: NPDES Ground Water: GROUND WATER RCRA: DRINKING WATER Other: OTHER Site Location: MO State:	
---	--	---	--	---	--

ITEM #	Valid Matrix Codes MATRIX CODE	Section D Required Client Information	COLLECTED		SAMPLE TYPE (G=GRAB C=COMP)	MATRIX CODE (see valid codes to left)	# OF CONTAINERS	Preservatives	Analysis Test ↑	Requested Analysis: Filtered (Y/N)	Residual Chlorine (Y/N)	Temp in	Received on Ice (Y/N)	Custody Sealed (Y/N)	Cooler (Y/N)	Samples Intact (Y/N)
			COMPOSITE START	COMPOSITE END/SBAR												
1	L-UMW-DUP-2		DATE: 5/22/18	TIME: 11:35	G	WT	4	HNO ₃	↑ Metals	N	1027108	1027108	N	N	N	N
2	L-UMW-FB-1		DATE: 5/11/18	TIME: 1610	G	WT	1	NaOH	↑ TDS	N			N	N	N	N
3	L-UMW-FB-2		DATE: 5/22/18	TIME: 1245	G	WT	1	HCl	↑ Alkalinity	N			N	N	N	N
4					G	WT				N			N	N	N	N
5					G	WT				N			N	N	N	N
6					G	WT				N			N	N	N	N
7					G	WT				N			N	N	N	N
8					G	WT				N			N	N	N	N
9					G	WT				N			N	N	N	N
10					G	WT				N			N	N	N	N
11					G	WT				N			N	N	N	N
12					G	WT				N			N	N	N	N

ADDITIONAL COMMENTS: EPA 200.7-B, Ca Mn Mg Fe Na K Bar Li Mo Pb Zn Cu Cr Ni V Se Cd Hg As
EPA 200.8-A3
Mhaddock Golder
5/22/18 1720
5/21/18 1800
5/21/18 1735
5/21/18 0730
Ryan Feldmann
5/22/18

SAMPLER NAME AND SIGNATURE: Ryan Feldmann
PRINT Name of SAMPLER: Ryan Feldmann
SIGNATURE of SAMPLER: [Signature]

MEMORANDUM**DATE** August 20, 2018**Project No.** 1531406**TO** Project File
Golder Associates**CC** Amanda Derhake, Jeff Ingram**FROM** Samantha DiCenso**EMAIL** samantha_dicenso@golder.com**DATA VALIDATION SUMMARY, LABADIE ENERGY CENTER – LCPA – AMEREN GROUNDWATER –
DATA PACKAGE 60271048**

The following is a summary of instances where quality control criteria in the functional guidelines were not met and data qualification was required:

- Reported results with high levels of non-target analytes or other matrix interference were analyzed at dilution and qualified as a diluted result (D).
- When analytes exceeded the recovery criteria for the MS/MSD of a sample, the sample result was qualified as an estimated value (J).
- When a field duplicate RPD was not met, associated samples were qualified as estimates (J).

QA LEVEL II - INORGANIC DATA EVALUATION CHECKLIST

Company Name: Golder Associates
 Project Name: Ameren Groundwater
 Reviewer: S. DiCenzo

Project Manager: J. Ingram
 Project Number: 1531406
 Validation Date: 8/13/18

Laboratory: Pace Analytical SDG #: 60271048
 Analytical Method (type and no.): Metals 200.7 & 200.8, Alkalinity 2320B, TDS 2540C, Anions 300.0
 Matrix: Air Soil/Sed. Water Waste Rad 903.1 & 904.0
 Sample Names L-UMW-1D, L-UMW-2D, L-UMW-3D, L-UMW-4D, L-UMW-5D,
L-UMW-6D, L-UMW-7D, L-UMW-8D, L-UMW-9D, L-BMW-1D, L-BMW-2D,
L-UMW-DUP-1, L-UMW-DUP-2, L-UMW-FB-1, L-UMW-FB-2, L-UMW-9D MS,
L-UMW-9D MSD

NOTE: Please provide calculation in Comment areas or on the back (if on the back please indicate in comment areas).

Field Information	YES	NO	NA	COMMENTS
a) Sampling dates noted?	<input checked="" type="checkbox"/>	<input type="checkbox"/>	<input type="checkbox"/>	<u>5/21/18 & 5/22/18</u>
b) Sampling team indicated?	<input checked="" type="checkbox"/>	<input type="checkbox"/>	<input type="checkbox"/>	
c) Sample location noted?	<input checked="" type="checkbox"/>	<input type="checkbox"/>	<input type="checkbox"/>	
d) Sample depth indicated (Soils)?	<input type="checkbox"/>	<input type="checkbox"/>	<input checked="" type="checkbox"/>	
e) Sample type indicated (<u>grab</u> /composite)?	<input checked="" type="checkbox"/>	<input type="checkbox"/>	<input type="checkbox"/>	
f) Field QC noted?	<input checked="" type="checkbox"/>	<input type="checkbox"/>	<input type="checkbox"/>	
g) Field parameters collected (note types)?	<input checked="" type="checkbox"/>	<input type="checkbox"/>	<input type="checkbox"/>	<u>pH, cond, turb, temp, DO, ORP, flow, DTW</u>
h) Field Calibration within control limits?	<input checked="" type="checkbox"/>	<input type="checkbox"/>	<input type="checkbox"/>	
i) Notations of unacceptable field conditions/performance from field logs or field notes?	<input type="checkbox"/>	<input checked="" type="checkbox"/>	<input type="checkbox"/>	
j) Does the laboratory narrative indicate deficiencies?	<input type="checkbox"/>	<input type="checkbox"/>	<input checked="" type="checkbox"/>	

Note Deficiencies: _____

Chain-of-Custody (COC)	YES	NO	NA	COMMENTS
a) Was the COC properly completed?	<input checked="" type="checkbox"/>	<input type="checkbox"/>	<input type="checkbox"/>	
b) Was the COC signed by both field and laboratory personnel?	<input checked="" type="checkbox"/>	<input type="checkbox"/>	<input type="checkbox"/>	
c) Were samples received in good condition?	<input checked="" type="checkbox"/>	<input type="checkbox"/>	<input type="checkbox"/>	

General (reference QAPP or Method)	YES	NO	NA	COMMENTS
a) Were hold times met for sample pretreatment?	<input type="checkbox"/>	<input type="checkbox"/>	<input checked="" type="checkbox"/>	
b) Were hold times met for sample analysis?	<input checked="" type="checkbox"/>	<input type="checkbox"/>	<input type="checkbox"/>	
c) Were the correct preservatives used?	<input checked="" type="checkbox"/>	<input type="checkbox"/>	<input type="checkbox"/>	
d) Was the correct method used?	<input checked="" type="checkbox"/>	<input type="checkbox"/>	<input type="checkbox"/>	
e) Were appropriate reporting limits achieved?	<input checked="" type="checkbox"/>	<input type="checkbox"/>	<input type="checkbox"/>	
f) Were any sample dilutions noted?	<input checked="" type="checkbox"/>	<input type="checkbox"/>	<input type="checkbox"/>	<u>See notes</u>
g) Were any matrix problems noted?	<input checked="" type="checkbox"/>	<input type="checkbox"/>	<input type="checkbox"/>	<u>See notes</u>

QA LEVEL II - INORGANIC DATA EVALUATION CHECKLIST

Blanks	YES	NO	NA	COMMENTS
a) Were analytes detected in the method blank(s)?	<input type="checkbox"/>	<input checked="" type="checkbox"/>	<input type="checkbox"/>	
b) Were analytes detected in the field blank(s)?	<input checked="" type="checkbox"/>	<input type="checkbox"/>	<input type="checkbox"/>	<u>See notes</u>
c) Were analytes detected in the equipment blank(s)?	<input type="checkbox"/>	<input type="checkbox"/>	<input checked="" type="checkbox"/>	
d) Were analytes detected in the trip blank(s)?	<input type="checkbox"/>	<input type="checkbox"/>	<input checked="" type="checkbox"/>	

Laboratory Control Sample (LCS)	YES	NO	NA	COMMENTS
a) Was a LCS analyzed once per SDG?	<input checked="" type="checkbox"/>	<input type="checkbox"/>	<input type="checkbox"/>	
b) Were the proper analytes included in the LCS?	<input checked="" type="checkbox"/>	<input type="checkbox"/>	<input type="checkbox"/>	
c) Was the LCS accuracy criteria met?	<input checked="" type="checkbox"/>	<input type="checkbox"/>	<input type="checkbox"/>	

Duplicates	YES	NO	NA	COMMENTS
a) Were field duplicates collected (note original and duplicate sample names)?	<input checked="" type="checkbox"/>	<input type="checkbox"/>	<input type="checkbox"/>	<u>L-UMW-8D: L-UMW-DUP-1</u>
b) Were field dup. precision criteria met (note RPD)?	<input checked="" type="checkbox"/>	<input checked="" type="checkbox"/>	<input type="checkbox"/>	<u>L-UMW-7D: L-UMW-DUP-2</u>
c) Were lab duplicates analyzed (note original and duplicate samples)?	<input checked="" type="checkbox"/>	<input type="checkbox"/>	<input type="checkbox"/>	<u>max RPD: 15% (<20%) Rnd.</u>
d) Were lab dup. precision criteria met (note RPD)?	<input checked="" type="checkbox"/>	<input type="checkbox"/>	<input type="checkbox"/>	

Blind Standards	YES	NO	NA	COMMENTS
a) Was a blind standard used (indicate name, analytes included and concentrations)?	<input type="checkbox"/>	<input type="checkbox"/>	<input checked="" type="checkbox"/>	
b) Was the %D within control limits?	<input type="checkbox"/>	<input type="checkbox"/>	<input checked="" type="checkbox"/>	

Matrix Spike/Matrix Spike Duplicate (MS/MSD)	YES	NO	NA	COMMENTS
a) Was MS accuracy criteria met?	<input checked="" type="checkbox"/>	<input checked="" type="checkbox"/>	<input type="checkbox"/>	<u>see notes</u>
Recovery could not be calculated since sample contained high concentration of analyte?	<input type="checkbox"/>	<input type="checkbox"/>	<input checked="" type="checkbox"/>	
b) Was MSD accuracy criteria met?	<input checked="" type="checkbox"/>	<input type="checkbox"/>	<input type="checkbox"/>	
Recovery could not be calculated since sample contained high concentration of analyte?	<input type="checkbox"/>	<input type="checkbox"/>	<input checked="" type="checkbox"/>	
c) Were MS/MSD precision criteria met?	<input checked="" type="checkbox"/>	<input type="checkbox"/>	<input type="checkbox"/>	

Comments/Notes:

<u>Dilution: chloride</u>	<u>sulfate</u>	<u>MS/MSD: Calcium below 90%^{in MS}</u>
<u>L-UMW-2D [x2]</u>	<u>L-UMW-2D [x20]</u>	<u>associated with L-BMW-2D</u>
	<u>L-UMW-3D [x50]</u>	
<u>L-UMW-4D [x2]</u>	<u>L-UMW-4D [x20]</u>	<u>Blanks: L-UMW-FB-1: L-UMW-2D</u>
	<u>L-UMW-5D [x20]</u>	<u>L-UMW-FB-2: L-UMW-5D</u>
<u>L-UMW-6D [x2]</u>	<u>L-UMW-6D [x50]</u>	<u>L-UMW-FB-1: Boron 18.4 ^{mg/L}</u>
	<u>L-UMW-7D [x50]</u>	<u>(sample > 10x PQL)</u>
<u>L-UMW-9D [x2]</u>		<u>L-UMW-FB-1: Ra-228 0.327</u>
	<u>L-BMW-1D [x5]</u>	
	<u>L-BMW-2D [x2]</u>	
	<u>L-UMW-DUP-2 [x50]</u>	

QA LEVEL II - INORGANIC DATA EVALUATION CHECKLIST

Data Qualification:

Sample Name	Constituent(s)	Result	Qualifier	Reason
L-UMW-2D	Chloride	27.8	D	Analyzed at a dilution
"	sulfate	219	D	"
L-UMW-3D	sulfate	402	D	"
L-UMW-4D	Chloride	21.2	D	"
"	sulfate	328	D	"
L-UMW-5D	sulfate	280	D	"
L-UMW-6D	Chloride	21.9	D	"
"	sulfate	496	D	"
L-UMW-7D	sulfate	420	D	"
L-UMW-9D	Chloride	20.7	D	"
L-BMW-1D	sulfate	41.2	D	"
L-BMW-2D	sulfate	34.7	D	"
L-UMW-DUP-2	sulfate	418	D	"
L-BMW-2D	Calcium	124000	J	MS/MSD outside QC limits
L-UMW-7D	Radium-228	0.788	J	RPD exceeded limits; Result > MDC
L-UMW-DUP-1	"	0.766 ^{TR} 0.511	J	"
/				

Signature: Tommy School

Date: 8/20/18

January 24, 2019

Mark Haddock
Golder Associates
820 S. Main St
Suite 100
Saint Charles, MO 63301

RE: Project: AMEREN LABADIE LCPA
Pace Project No.: 60286215

Dear Mark Haddock:

Enclosed are the analytical results for sample(s) received by the laboratory between November 08, 2018 and November 10, 2018. The results relate only to the samples included in this report. Results reported herein conform to the most current, applicable TNI/NELAC standards and the laboratory's Quality Assurance Manual, where applicable, unless otherwise noted in the body of the report.

REV-1, 12/28/18: Samples list trimmed.

REV-1A, 1/24/19: Project name revised.

If you have any questions concerning this report, please feel free to contact me.

Sincerely,



Jamie Church
jamie.church@pacelabs.com
314-838-7223
Project Manager

Enclosures

cc: Ryan Feldmann, Golder
Jeffrey Ingram, Golder Associates
Eric Schneider, Golder Associates



REPORT OF LABORATORY ANALYSIS

This report shall not be reproduced, except in full,
without the written consent of Pace Analytical Services, LLC.

CERTIFICATIONS

Project: AMEREN LABADIE LCPA

Pace Project No.: 60286215

Pennsylvania Certification IDs

1638 Roseytown Rd Suites 2,3&4, Greensburg, PA 15601
ANAB DOD-ELAP Rad Accreditation #: L2417
Alabama Certification #: 41590
Arizona Certification #: AZ0734
Arkansas Certification
California Certification #: 04222CA
Colorado Certification #: PA01547
Connecticut Certification #: PH-0694
Delaware Certification
EPA Region 4 DW Rad
Florida/TNI Certification #: E87683
Georgia Certification #: C040
Guam Certification
Hawaii Certification
Idaho Certification
Illinois Certification
Indiana Certification
Iowa Certification #: 391
Kansas/TNI Certification #: E-10358
Kentucky Certification #: KY90133
KY WW Permit #: KY0098221
KY WW Permit #: KY0000221
Louisiana DHH/TNI Certification #: LA180012
Louisiana DEQ/TNI Certification #: 4086
Maine Certification #: 2017020
Maryland Certification #: 308
Massachusetts Certification #: M-PA1457
Michigan/PADEP Certification #: 9991

Missouri Certification #: 235
Montana Certification #: Cert0082
Nebraska Certification #: NE-OS-29-14
Nevada Certification #: PA014572018-1
New Hampshire/TNI Certification #: 297617
New Jersey/TNI Certification #: PA051
New Mexico Certification #: PA01457
New York/TNI Certification #: 10888
North Carolina Certification #: 42706
North Dakota Certification #: R-190
Ohio EPA Rad Approval: #41249
Oregon/TNI Certification #: PA200002-010
Pennsylvania/TNI Certification #: 65-00282
Puerto Rico Certification #: PA01457
Rhode Island Certification #: 65-00282
South Dakota Certification
Tennessee Certification #: 02867
Texas/TNI Certification #: T104704188-17-3
Utah/TNI Certification #: PA014572017-9
USDA Soil Permit #: P330-17-00091
Vermont Dept. of Health: ID# VT-0282
Virgin Island/PADEP Certification
Virginia/VELAP Certification #: 9526
Washington Certification #: C868
West Virginia DEP Certification #: 143
West Virginia DHHR Certification #: 9964C
Wisconsin Approve List for Rad
Wyoming Certification #: 8TMS-L

Kansas Certification IDs

9608 Loiret Boulevard, Lenexa, KS 66219
Arkansas Drinking Water
Missouri Certification Number: 10090
WY STR Certification #: 2456.01
Arkansas Certification #: 18-016-0
Arkansas Drinking Water
Illinois Certification #: 004455
Iowa Certification #: 118
Kansas/NELAP Certification #: E-10116 / E10426

Louisiana Certification #: 03055
Nevada Certification #: KS000212018-1
Oklahoma Certification #: 9205/9935
Texas Certification #: T104704407-18-11
Utah Certification #: KS000212018-8
Kansas Field Laboratory Accreditation: # E-92587
Missouri Certification: 10070
Missouri Certification Number: 10090

REPORT OF LABORATORY ANALYSIS

This report shall not be reproduced, except in full,
without the written consent of Pace Analytical Services, LLC.

SAMPLE SUMMARY

Project: AMEREN LABADIE LCPA

Pace Project No.: 60286215

Lab ID	Sample ID	Matrix	Date Collected	Date Received
60286215001	L-UMW-1D	Water	11/07/18 13:35	11/08/18 04:02
60286215002	L-UMW-2D	Water	11/07/18 14:40	11/08/18 04:02
60286215003	L-UMW-7D	Water	11/07/18 14:45	11/08/18 04:02
60286215004	L-UMW-8D	Water	11/07/18 10:55	11/08/18 04:02
60286215005	L-UMW-9D	Water	11/07/18 09:30	11/08/18 04:02
60286215006	L-BMW-1D	Water	11/07/18 10:45	11/08/18 04:02
60286215007	L-BMW-2D	Water	11/07/18 11:40	11/08/18 04:02
60286215008	L-UMW-DUP-1	Water	11/07/18 08:00	11/08/18 04:02
60286215009	L-UMW-DUP-2	Water	11/07/18 08:00	11/08/18 04:02
60286215010	L-UMW-FB-1	Water	11/07/18 14:30	11/08/18 04:02
60286215011	L-UMW-5D	Water	11/08/18 15:30	11/09/18 03:12
60286215012	L-UMW-FB-2	Water	11/08/18 15:15	11/09/18 03:12
60286215023	L-UMW-3D	Water	11/09/18 12:15	11/10/18 06:25
60286215024	L-UMW-4D	Water	11/09/18 09:15	11/10/18 06:25
60286215025	L-UMW-6D	Water	11/09/18 10:35	11/10/18 06:25
60286215028	L-UMW-7D MS	Water	11/07/18 14:45	11/08/18 04:02
60286215029	L-UMW-7D MSD	Water	11/07/18 14:45	11/08/18 04:02

REPORT OF LABORATORY ANALYSIS

This report shall not be reproduced, except in full,
without the written consent of Pace Analytical Services, LLC.

SAMPLE ANALYTE COUNT

Project: AMEREN LABADIE LCPA

Pace Project No.: 60286215

Lab ID	Sample ID	Method	Analysts	Analytes Reported	Laboratory
60286215001	L-UMW-1D	EPA 200.7	JGP	10	PASI-K
		EPA 200.8	JDH	1	PASI-K
		EPA 903.1	MK1	1	PASI-PA
		EPA 904.0	JLW	1	PASI-PA
		SM 2320B	ZMH	1	PASI-K
		SM 2540C	LDF	1	PASI-K
		SM 3500-Fe B#4	LDB	1	PASI-K
		SM 3500-Fe B#4	RMT	1	PASI-K
		EPA 300.0	WNM	3	PASI-K
		EPA 365.4	BLA	1	PASI-K
60286215002	L-UMW-2D	EPA 200.7	JGP	10	PASI-K
		EPA 200.8	JDH	1	PASI-K
		EPA 903.1	MK1	1	PASI-PA
		EPA 904.0	JLW	1	PASI-PA
		SM 2320B	ZMH	1	PASI-K
		SM 2540C	LDF	1	PASI-K
		SM 3500-Fe B#4	LDB	1	PASI-K
		SM 3500-Fe B#4	RMT	1	PASI-K
		EPA 300.0	WNM	3	PASI-K
		EPA 365.4	BLA	1	PASI-K
60286215003	L-UMW-7D	EPA 200.7	JGP	10	PASI-K
		EPA 200.8	JDH	1	PASI-K
		EPA 903.1	MK1	1	PASI-PA
		EPA 904.0	JLW	1	PASI-PA
		SM 2320B	ZMH	1	PASI-K
		SM 2540C	LDF	1	PASI-K
		SM 3500-Fe B#4	LDB	1	PASI-K
		SM 3500-Fe B#4	RMT	1	PASI-K
		EPA 300.0	WNM	3	PASI-K
		EPA 365.4	BLA	1	PASI-K
60286215004	L-UMW-8D	EPA 200.7	JGP	10	PASI-K
		EPA 200.8	JDH	1	PASI-K
		EPA 903.1	MK1	1	PASI-PA
		EPA 904.0	JLW	1	PASI-PA
		SM 2320B	ZMH	1	PASI-K
		SM 2540C	LDF	1	PASI-K
		SM 3500-Fe B#4	LDB	1	PASI-K

REPORT OF LABORATORY ANALYSIS

This report shall not be reproduced, except in full,
without the written consent of Pace Analytical Services, LLC.

SAMPLE ANALYTE COUNT

Project: AMEREN LABADIE LCPA

Pace Project No.: 60286215

Lab ID	Sample ID	Method	Analysts	Analytes Reported	Laboratory
60286215005	L-UMW-9D	SM 3500-Fe B#4	RMT	1	PASI-K
		EPA 300.0	WNM	3	PASI-K
		EPA 365.4	BLA	1	PASI-K
		EPA 200.7	JGP	10	PASI-K
		EPA 200.8	JDH	1	PASI-K
		EPA 903.1	MK1	1	PASI-PA
		EPA 904.0	JLW	1	PASI-PA
		SM 2320B	ZMH	1	PASI-K
		SM 2540C	LDF	1	PASI-K
		SM 3500-Fe B#4	LDB	1	PASI-K
60286215006	L-BMW-1D	SM 3500-Fe B#4	RMT	1	PASI-K
		EPA 300.0	WNM	3	PASI-K
		EPA 365.4	BLA	1	PASI-K
		EPA 200.7	JGP	10	PASI-K
		EPA 200.8	JDH	1	PASI-K
		EPA 903.1	MK1	1	PASI-PA
		EPA 904.0	JLW	1	PASI-PA
		SM 2320B	ZMH	1	PASI-K
		SM 2540C	LDF	1	PASI-K
		SM 3500-Fe B#4	LDB	1	PASI-K
60286215007	L-BMW-2D	SM 3500-Fe B#4	RMT	1	PASI-K
		EPA 300.0	WNM	3	PASI-K
		EPA 365.4	BLA	1	PASI-K
		EPA 200.7	JGP	10	PASI-K
		EPA 200.8	JDH	1	PASI-K
		EPA 903.1	MK1	1	PASI-PA
		EPA 904.0	JLW	1	PASI-PA
		SM 2320B	ZMH	1	PASI-K
		SM 2540C	LDF	1	PASI-K
		SM 3500-Fe B#4	LDB	1	PASI-K
60286215008	L-UMW-DUP-1	SM 3500-Fe B#4	RMT	1	PASI-K
		EPA 300.0	WNM	3	PASI-K
		EPA 365.4	BLA	1	PASI-K
		EPA 200.7	JGP	10	PASI-K
		EPA 200.8	JDH	1	PASI-K
		EPA 903.1	MK1	1	PASI-PA
		EPA 904.0	JLW	1	PASI-PA

REPORT OF LABORATORY ANALYSIS

This report shall not be reproduced, except in full,
without the written consent of Pace Analytical Services, LLC.

SAMPLE ANALYTE COUNT

Project: AMEREN LABADIE LCPA

Pace Project No.: 60286215

Lab ID	Sample ID	Method	Analysts	Analytes Reported	Laboratory
60286215009	L-UMW-DUP-2	SM 2320B	ZMH	1	PASI-K
		SM 2540C	LDF	1	PASI-K
		SM 3500-Fe B#4	LDB	1	PASI-K
		SM 3500-Fe B#4	RMT	1	PASI-K
		EPA 300.0	WNM	3	PASI-K
		EPA 365.4	BLA	1	PASI-K
		EPA 200.7	JGP	10	PASI-K
		EPA 200.8	JDH	1	PASI-K
		EPA 903.1	MK1	1	PASI-PA
		EPA 904.0	JLW	1	PASI-PA
		SM 2320B	ZMH	1	PASI-K
		SM 2540C	LDF	1	PASI-K
		SM 3500-Fe B#4	LDB	1	PASI-K
		SM 3500-Fe B#4	RMT	1	PASI-K
60286215010	L-UMW-FB-1	EPA 300.0	WNM	3	PASI-K
		EPA 365.4	BLA	1	PASI-K
		EPA 200.7	JGP	10	PASI-K
		EPA 200.8	JDH	1	PASI-K
		EPA 903.1	MK1	1	PASI-PA
		EPA 904.0	JLW	1	PASI-PA
		SM 2320B	ZMH	1	PASI-K
		SM 2540C	LDF	1	PASI-K
		SM 3500-Fe B#4	LDB	1	PASI-K
		SM 3500-Fe B#4	RMT	1	PASI-K
		EPA 300.0	WNM	3	PASI-K
		EPA 365.4	BLA	1	PASI-K
		EPA 200.7	JGP	10	PASI-K
		EPA 200.8	JDH	1	PASI-K
60286215011	L-UMW-5D	EPA 903.1	MK1	1	PASI-PA
		EPA 904.0	JLW	1	PASI-PA
		SM 2320B	ZMH	1	PASI-K
		SM 2540C	RLG	1	PASI-K
		SM 3500-Fe B#4	LDB	1	PASI-K
		SM 3500-Fe B#4	RMT	1	PASI-K
		EPA 300.0	LDB	3	PASI-K
		EPA 365.4	BLA	1	PASI-K
		EPA 200.7	JGP	10	PASI-K
		EPA 200.8	JDH	1	PASI-K
		EPA 903.1	MK1	1	PASI-PA
		EPA 904.0	JLW	1	PASI-PA
		SM 2320B	ZMH	1	PASI-K
		SM 2540C	RLG	1	PASI-K
60286215012	L-UMW-FB-2	SM 3500-Fe B#4	LDB	1	PASI-K
		SM 3500-Fe B#4	RMT	1	PASI-K
		EPA 300.0	LDB	3	PASI-K
		EPA 365.4	BLA	1	PASI-K
		EPA 200.7	JGP	10	PASI-K

REPORT OF LABORATORY ANALYSIS

This report shall not be reproduced, except in full,
without the written consent of Pace Analytical Services, LLC.

SAMPLE ANALYTE COUNT

Project: AMEREN LABADIE LCPA

Pace Project No.: 60286215

Lab ID	Sample ID	Method	Analysts	Analytes Reported	Laboratory
60286215023	L-UMW-3D	EPA 200.8	JDH	1	PASI-K
		EPA 903.1	MK1	1	PASI-PA
		EPA 904.0	JLW	1	PASI-PA
		SM 2320B	ZMH	1	PASI-K
		SM 2540C	RLG	1	PASI-K
		SM 3500-Fe B#4	LDB	1	PASI-K
		SM 3500-Fe B#4	RMT	1	PASI-K
		EPA 300.0	LDB	3	PASI-K
		EPA 365.4	BLA	1	PASI-K
		EPA 200.7	JGP	10	PASI-K
		EPA 200.8	JDH	1	PASI-K
		EPA 903.1	MK1	1	PASI-PA
		EPA 904.0	JLW	1	PASI-PA
		SM 2320B	ZMH	1	PASI-K
		SM 2540C	RLG	1	PASI-K
60286215024	L-UMW-4D	SM 3500-Fe B#4	LDB	1	PASI-K
		SM 3500-Fe B#4	RMT	1	PASI-K
		EPA 300.0	WNM	3	PASI-K
		EPA 365.4	BLA	1	PASI-K
		EPA 200.7	JGP	10	PASI-K
		EPA 200.8	JDH	1	PASI-K
		EPA 903.1	MK1	1	PASI-PA
		EPA 904.0	JLW	1	PASI-PA
		SM 2320B	ZMH	1	PASI-K
		SM 2540C	RLG	1	PASI-K
		SM 3500-Fe B#4	LDB	1	PASI-K
		SM 3500-Fe B#4	RMT	1	PASI-K
		EPA 300.0	WNM	3	PASI-K
		EPA 365.4	BLA	1	PASI-K
		60286215025	L-UMW-6D	EPA 200.7	JGP
EPA 200.8	JDH			1	PASI-K
EPA 903.1	MK1			1	PASI-PA
EPA 904.0	JLW			1	PASI-PA
SM 2320B	ZMH			1	PASI-K
SM 2540C	RLG			1	PASI-K
SM 3500-Fe B#4	LDB			1	PASI-K
SM 3500-Fe B#4	RMT			1	PASI-K

REPORT OF LABORATORY ANALYSIS

This report shall not be reproduced, except in full,
without the written consent of Pace Analytical Services, LLC.

SAMPLE ANALYTE COUNT

Project: AMEREN LABADIE LCPA

Pace Project No.: 60286215

Lab ID	Sample ID	Method	Analysts	Analytes Reported	Laboratory
		EPA 300.0	WNM	3	PASI-K
		EPA 365.4	BLA	1	PASI-K
60286215028	L-UMW-7D MS	EPA 903.1	MK1	1	PASI-PA
		EPA 904.0	JLW	1	PASI-PA
60286215029	L-UMW-7D MSD	EPA 903.1	MK1	1	PASI-PA
		EPA 904.0	JLW	1	PASI-PA

REPORT OF LABORATORY ANALYSIS

This report shall not be reproduced, except in full,
without the written consent of Pace Analytical Services, LLC.

ANALYTICAL RESULTS

Project: AMEREN LABADIE LCPA

Pace Project No.: 60286215

Sample: L-UMW-1D **Lab ID: 60286215001** Collected: 11/07/18 13:35 Received: 11/08/18 04:02 Matrix: Water

Parameters	Results	Units	PQL	MDL	DF	Prepared	Analyzed	CAS No.	Qual
200.7 Metals, Total Analytical Method: EPA 200.7 Preparation Method: EPA 200.7									
Barium	588	ug/L	5.0	1.5	1	11/12/18 18:25	11/20/18 21:18	7440-39-3	
Boron	1260	ug/L	100	12.5	1	11/12/18 18:25	11/20/18 21:18	7440-42-8	
Calcium	159000	ug/L	200	53.5	1	11/12/18 18:25	11/20/18 21:18	7440-70-2	
Iron	18300	ug/L	50.0	6.1	1	11/12/18 18:25	11/20/18 21:18	7439-89-6	
Lithium	32.6	ug/L	10.0	4.6	1	11/12/18 18:25	11/20/18 21:18	7439-93-2	
Magnesium	40700	ug/L	50.0	14.0	1	11/12/18 18:25	11/20/18 21:18	7439-95-4	
Manganese	428	ug/L	5.0	0.73	1	11/12/18 18:25	11/20/18 21:18	7439-96-5	
Molybdenum	1.2J	ug/L	20.0	0.90	1	11/12/18 18:25	11/20/18 21:18	7439-98-7	
Potassium	7610	ug/L	500	79.3	1	11/12/18 18:25	11/20/18 21:18	7440-09-7	
Sodium	34600	ug/L	500	157	1	11/12/18 18:25	11/20/18 21:18	7440-23-5	
200.8 MET ICPMS Analytical Method: EPA 200.8 Preparation Method: EPA 200.8									
Arsenic	69.5	ug/L	1.0	0.065	1	11/12/18 00:00	11/14/18 17:39	7440-38-2	
2320B Alkalinity Analytical Method: SM 2320B									
Alkalinity, Total as CaCO3	548	mg/L	20.0	4.9	1		11/16/18 18:16		
2540C Total Dissolved Solids Analytical Method: SM 2540C									
Total Dissolved Solids	556	mg/L	5.0	5.0	1		11/13/18 06:46		L2
Iron, Ferric (Calculation) Analytical Method: SM 3500-Fe B#4									
Iron, Ferric	17.4	mg/L	0.050		1		11/26/18 10:55	7439-89-6	
Iron, Ferrous Analytical Method: SM 3500-Fe B#4									
Iron, Ferrous	0.91	mg/L	0.20	0.012	1		11/10/18 12:29		H6
300.0 IC Anions 28 Days Analytical Method: EPA 300.0									
Chloride	16.0	mg/L	1.0	0.29	1		11/25/18 22:13	16887-00-6	
Fluoride	0.21	mg/L	0.20	0.19	1		11/25/18 22:13	16984-48-8	
Sulfate	81.9	mg/L	10.0	2.4	10		11/25/18 22:27	14808-79-8	
365.4 Total Phosphorus Analytical Method: EPA 365.4									
Phosphorus	0.94	mg/L	0.10	0.050	1		11/14/18 16:31	7723-14-0	

REPORT OF LABORATORY ANALYSIS

This report shall not be reproduced, except in full,
without the written consent of Pace Analytical Services, LLC.

ANALYTICAL RESULTS

Project: AMEREN LABADIE LCPA

Pace Project No.: 60286215

Sample: L-UMW-2D **Lab ID: 60286215002** Collected: 11/07/18 14:40 Received: 11/08/18 04:02 Matrix: Water

Parameters	Results	Units	PQL	MDL	DF	Prepared	Analyzed	CAS No.	Qual
200.7 Metals, Total									
Analytical Method: EPA 200.7 Preparation Method: EPA 200.7									
Barium	105	ug/L	5.0	1.5	1	11/12/18 18:25	11/20/18 21:24	7440-39-3	
Boron	1620	ug/L	100	12.5	1	11/12/18 18:25	11/20/18 21:24	7440-42-8	
Calcium	90700	ug/L	200	53.5	1	11/12/18 18:25	11/20/18 21:24	7440-70-2	
Iron	2590	ug/L	50.0	6.1	1	11/12/18 18:25	11/20/18 21:24	7439-89-6	
Lithium	21.9	ug/L	10.0	4.6	1	11/12/18 18:25	11/20/18 21:24	7439-93-2	
Magnesium	19200	ug/L	50.0	14.0	1	11/12/18 18:25	11/20/18 21:24	7439-95-4	
Manganese	290	ug/L	5.0	0.73	1	11/12/18 18:25	11/20/18 21:24	7439-96-5	
Molybdenum	40.9	ug/L	20.0	0.90	1	11/12/18 18:25	11/20/18 21:24	7439-98-7	
Potassium	7290	ug/L	500	79.3	1	11/12/18 18:25	11/20/18 21:24	7440-09-7	
Sodium	69200	ug/L	500	157	1	11/12/18 18:25	11/20/18 21:24	7440-23-5	
200.8 MET ICPMS									
Analytical Method: EPA 200.8 Preparation Method: EPA 200.8									
Arsenic	1.8	ug/L	1.0	0.065	1	11/12/18 00:00	11/14/18 17:41	7440-38-2	
2320B Alkalinity									
Analytical Method: SM 2320B									
Alkalinity, Total as CaCO3	222	mg/L	20.0	4.9	1		11/16/18 18:20		
2540C Total Dissolved Solids									
Analytical Method: SM 2540C									
Total Dissolved Solids	1080	mg/L	5.0	5.0	1		11/13/18 06:46		L2
Iron, Ferric (Calculation)									
Analytical Method: SM 3500-Fe B#4									
Iron, Ferric	2.5	mg/L	0.050		1		11/26/18 10:55	7439-89-6	
Iron, Ferrous									
Analytical Method: SM 3500-Fe B#4									
Iron, Ferrous	0.042J	mg/L	0.20	0.012	1		11/10/18 13:32		H6
300.0 IC Anions 28 Days									
Analytical Method: EPA 300.0									
Chloride	24.1	mg/L	5.0	1.4	5		11/22/18 01:30	16887-00-6	
Fluoride	0.42	mg/L	0.20	0.19	1		11/25/18 22:41	16984-48-8	
Sulfate	187	mg/L	20.0	4.8	20		11/22/18 01:46	14808-79-8	
365.4 Total Phosphorus									
Analytical Method: EPA 365.4									
Phosphorus	0.21	mg/L	0.10	0.050	1		11/14/18 13:32	7723-14-0	

REPORT OF LABORATORY ANALYSIS

This report shall not be reproduced, except in full,
without the written consent of Pace Analytical Services, LLC.

ANALYTICAL RESULTS

Project: AMEREN LABADIE LCPA

Pace Project No.: 60286215

Sample: L-UMW-7D **Lab ID: 60286215003** Collected: 11/07/18 14:45 Received: 11/08/18 04:02 Matrix: Water

Parameters	Results	Units	PQL	MDL	DF	Prepared	Analyzed	CAS No.	Qual
200.7 Metals, Total Analytical Method: EPA 200.7 Preparation Method: EPA 200.7									
Barium	121	ug/L	5.0	1.5	1	11/12/18 18:25	11/20/18 21:27	7440-39-3	
Boron	8310	ug/L	100	12.5	1	11/12/18 18:25	11/20/18 21:27	7440-42-8	
Calcium	220000	ug/L	200	53.5	1	11/12/18 18:25	11/20/18 21:27	7440-70-2	
Iron	11900	ug/L	50.0	6.1	1	11/12/18 18:25	11/20/18 21:27	7439-89-6	
Lithium	25.0	ug/L	10.0	4.6	1	11/12/18 18:25	11/20/18 21:27	7439-93-2	
Magnesium	28100	ug/L	50.0	14.0	1	11/12/18 18:25	11/20/18 21:27	7439-95-4	
Manganese	2110	ug/L	5.0	0.73	1	11/12/18 18:25	11/20/18 21:27	7439-96-5	
Molybdenum	231	ug/L	20.0	0.90	1	11/12/18 18:25	11/20/18 21:27	7439-98-7	
Potassium	6910	ug/L	500	79.3	1	11/12/18 18:25	11/20/18 21:27	7440-09-7	
Sodium	76500	ug/L	500	157	1	11/12/18 18:25	11/20/18 21:27	7440-23-5	
200.8 MET ICPMS Analytical Method: EPA 200.8 Preparation Method: EPA 200.8									
Arsenic	20.7	ug/L	1.0	0.065	1	11/12/18 00:00	11/14/18 18:17	7440-38-2	
2320B Alkalinity Analytical Method: SM 2320B									
Alkalinity, Total as CaCO3	358	mg/L	20.0	4.9	1		11/16/18 19:12		
2540C Total Dissolved Solids Analytical Method: SM 2540C									
Total Dissolved Solids	1020	mg/L	5.0	5.0	1		11/13/18 06:46		D6,L2
Iron, Ferric (Calculation) Analytical Method: SM 3500-Fe B#4									
Iron, Ferric	11.8	mg/L	0.050		1		11/26/18 10:55	7439-89-6	
Iron, Ferrous Analytical Method: SM 3500-Fe B#4									
Iron, Ferrous	0.094J	mg/L	0.20	0.012	1		11/14/18 15:34		H6
300.0 IC Anions 28 Days Analytical Method: EPA 300.0									
Chloride	14.5	mg/L	1.0	0.29	1		11/25/18 22:55	16887-00-6	
Fluoride	0.29	mg/L	0.20	0.19	1		11/25/18 22:55	16984-48-8	
Sulfate	568	mg/L	50.0	12.0	50		11/22/18 02:35	14808-79-8	M1
365.4 Total Phosphorus Analytical Method: EPA 365.4									
Phosphorus	0.23	mg/L	0.10	0.050	1		11/14/18 16:39	7723-14-0	

REPORT OF LABORATORY ANALYSIS

This report shall not be reproduced, except in full,
without the written consent of Pace Analytical Services, LLC.

ANALYTICAL RESULTS

Project: AMEREN LABADIE LCPA

Pace Project No.: 60286215

Sample: L-UMW-8D **Lab ID: 60286215004** Collected: 11/07/18 10:55 Received: 11/08/18 04:02 Matrix: Water

Parameters	Results	Units	PQL	MDL	DF	Prepared	Analyzed	CAS No.	Qual
200.7 Metals, Total									
Analytical Method: EPA 200.7 Preparation Method: EPA 200.7									
Barium	446	ug/L	5.0	1.5	1	11/12/18 18:25	11/20/18 21:33	7440-39-3	
Boron	437	ug/L	100	12.5	1	11/12/18 18:25	11/20/18 21:33	7440-42-8	
Calcium	128000	ug/L	200	53.5	1	11/12/18 18:25	11/20/18 21:33	7440-70-2	
Iron	21800	ug/L	50.0	6.1	1	11/12/18 18:25	11/20/18 21:33	7439-89-6	
Lithium	31.4	ug/L	10.0	4.6	1	11/12/18 18:25	11/20/18 21:33	7439-93-2	
Magnesium	32000	ug/L	50.0	14.0	1	11/12/18 18:25	11/20/18 21:33	7439-95-4	
Manganese	890	ug/L	5.0	0.73	1	11/12/18 18:25	11/20/18 21:33	7439-96-5	
Molybdenum	15.5J	ug/L	20.0	0.90	1	11/12/18 18:25	11/20/18 21:33	7439-98-7	
Potassium	5090	ug/L	500	79.3	1	11/12/18 18:25	11/20/18 21:33	7440-09-7	
Sodium	21800	ug/L	500	157	1	11/12/18 18:25	11/20/18 21:33	7440-23-5	
200.8 MET ICPMS									
Analytical Method: EPA 200.8 Preparation Method: EPA 200.8									
Arsenic	24.3	ug/L	1.0	0.065	1	11/12/18 00:00	11/14/18 18:22	7440-38-2	
2320B Alkalinity									
Analytical Method: SM 2320B									
Alkalinity, Total as CaCO3	434	mg/L	20.0	4.9	1		11/16/18 19:23		
2540C Total Dissolved Solids									
Analytical Method: SM 2540C									
Total Dissolved Solids	667	mg/L	5.0	5.0	1		11/13/18 06:46		L2
Iron, Ferric (Calculation)									
Analytical Method: SM 3500-Fe B#4									
Iron, Ferric	17.9	mg/L	0.050		1		11/26/18 10:55	7439-89-6	
Iron, Ferrous									
Analytical Method: SM 3500-Fe B#4									
Iron, Ferrous	3.9	mg/L	0.20	0.012	1		11/10/18 12:20		H6
300.0 IC Anions 28 Days									
Analytical Method: EPA 300.0									
Chloride	11.3	mg/L	1.0	0.29	1		11/25/18 23:24	16887-00-6	
Fluoride	0.23	mg/L	0.20	0.19	1		11/25/18 23:24	16984-48-8	
Sulfate	62.2	mg/L	10.0	2.4	10		11/25/18 23:38	14808-79-8	
365.4 Total Phosphorus									
Analytical Method: EPA 365.4									
Phosphorus	0.71	mg/L	0.10	0.050	1		11/14/18 16:41	7723-14-0	

REPORT OF LABORATORY ANALYSIS

This report shall not be reproduced, except in full,
without the written consent of Pace Analytical Services, LLC.

ANALYTICAL RESULTS

Project: AMEREN LABADIE LCPA

Pace Project No.: 60286215

Sample: L-UMW-9D **Lab ID: 60286215005** Collected: 11/07/18 09:30 Received: 11/08/18 04:02 Matrix: Water

Parameters	Results	Units	PQL	MDL	DF	Prepared	Analyzed	CAS No.	Qual
200.7 Metals, Total									
Analytical Method: EPA 200.7 Preparation Method: EPA 200.7									
Barium	500	ug/L	5.0	1.5	1	11/12/18 18:25	11/20/18 21:35	7440-39-3	
Boron	113	ug/L	100	12.5	1	11/12/18 18:25	11/20/18 21:35	7440-42-8	
Calcium	114000	ug/L	200	53.5	1	11/12/18 18:25	11/20/18 21:35	7440-70-2	
Iron	22700	ug/L	50.0	6.1	1	11/12/18 18:25	11/20/18 21:35	7439-89-6	
Lithium	16.4	ug/L	10.0	4.6	1	11/12/18 18:25	11/20/18 21:35	7439-93-2	
Magnesium	31600	ug/L	50.0	14.0	1	11/12/18 18:25	11/20/18 21:35	7439-95-4	
Manganese	349	ug/L	5.0	0.73	1	11/12/18 18:25	11/20/18 21:35	7439-96-5	
Molybdenum	<0.90	ug/L	20.0	0.90	1	11/12/18 18:25	11/20/18 21:35	7439-98-7	
Potassium	4120	ug/L	500	79.3	1	11/12/18 18:25	11/20/18 21:35	7440-09-7	
Sodium	13800	ug/L	500	157	1	11/12/18 18:25	11/20/18 21:35	7440-23-5	
200.8 MET ICPMS									
Analytical Method: EPA 200.8 Preparation Method: EPA 200.8									
Arsenic	34.5	ug/L	1.0	0.065	1	11/12/18 00:00	11/14/18 18:23	7440-38-2	
2320B Alkalinity									
Analytical Method: SM 2320B									
Alkalinity, Total as CaCO3	441	mg/L	20.0	4.9	1		11/16/18 19:29		
2540C Total Dissolved Solids									
Analytical Method: SM 2540C									
Total Dissolved Solids	541	mg/L	5.0	5.0	1		11/13/18 06:46		L2
Iron, Ferric (Calculation)									
Analytical Method: SM 3500-Fe B#4									
Iron, Ferric	20.9	mg/L	0.050		1		11/26/18 10:55	7439-89-6	
Iron, Ferrous									
Analytical Method: SM 3500-Fe B#4									
Iron, Ferrous	1.8	mg/L	0.20	0.012	1		11/10/18 12:13		H6
300.0 IC Anions 28 Days									
Analytical Method: EPA 300.0									
Chloride	20.7	mg/L	5.0	1.4	5		11/26/18 00:35	16887-00-6	
Fluoride	0.21	mg/L	0.20	0.19	1		11/25/18 23:52	16984-48-8	
Sulfate	<0.24	mg/L	1.0	0.24	1		11/25/18 23:52	14808-79-8	
365.4 Total Phosphorus									
Analytical Method: EPA 365.4									
Phosphorus	0.76	mg/L	0.10	0.050	1		11/14/18 16:42	7723-14-0	

REPORT OF LABORATORY ANALYSIS

This report shall not be reproduced, except in full,
without the written consent of Pace Analytical Services, LLC.

ANALYTICAL RESULTS

Project: AMEREN LABADIE LCPA

Pace Project No.: 60286215

Sample: L-BMW-1D **Lab ID: 60286215006** Collected: 11/07/18 10:45 Received: 11/08/18 04:02 Matrix: Water

Parameters	Results	Units	PQL	MDL	DF	Prepared	Analyzed	CAS No.	Qual
200.7 Metals, Total Analytical Method: EPA 200.7 Preparation Method: EPA 200.7									
Barium	1160	ug/L	5.0	1.5	1	11/12/18 18:25	11/20/18 21:40	7440-39-3	
Boron	92.2J	ug/L	100	12.5	1	11/12/18 18:25	11/20/18 21:40	7440-42-8	
Calcium	132000	ug/L	200	53.5	1	11/12/18 18:25	11/20/18 21:40	7440-70-2	
Iron	10600	ug/L	50.0	6.1	1	11/12/18 18:25	11/20/18 21:40	7439-89-6	
Lithium	29.6	ug/L	10.0	4.6	1	11/12/18 18:25	11/20/18 21:40	7439-93-2	
Magnesium	30600	ug/L	50.0	14.0	1	11/12/18 18:25	11/20/18 21:40	7439-95-4	
Manganese	610	ug/L	5.0	0.73	1	11/12/18 18:25	11/20/18 21:40	7439-96-5	
Molybdenum	<0.90	ug/L	20.0	0.90	1	11/12/18 18:25	11/20/18 21:40	7439-98-7	
Potassium	4560	ug/L	500	79.3	1	11/12/18 18:25	11/20/18 21:40	7440-09-7	
Sodium	9800	ug/L	500	157	1	11/12/18 18:25	11/20/18 21:40	7440-23-5	
200.8 MET ICPMS Analytical Method: EPA 200.8 Preparation Method: EPA 200.8									
Arsenic	0.90J	ug/L	1.0	0.065	1	11/12/18 00:00	11/14/18 18:25	7440-38-2	
2320B Alkalinity Analytical Method: SM 2320B									
Alkalinity, Total as CaCO3	440	mg/L	20.0	4.9	1		11/16/18 19:35		
2540C Total Dissolved Solids Analytical Method: SM 2540C									
Total Dissolved Solids	550	mg/L	5.0	5.0	1		11/13/18 06:46		L2
Iron, Ferric (Calculation) Analytical Method: SM 3500-Fe B#4									
Iron, Ferric	10.1	mg/L	0.050		1		11/26/18 10:55	7439-89-6	
Iron, Ferrous Analytical Method: SM 3500-Fe B#4									
Iron, Ferrous	0.46	mg/L	0.20	0.012	1		11/10/18 12:20		H6
300.0 IC Anions 28 Days Analytical Method: EPA 300.0									
Chloride	11.2	mg/L	1.0	0.29	1		11/26/18 00:49	16887-00-6	
Fluoride	0.25	mg/L	0.20	0.19	1		11/26/18 00:49	16984-48-8	
Sulfate	34.9	mg/L	5.0	1.2	5		11/26/18 01:03	14808-79-8	
365.4 Total Phosphorus Analytical Method: EPA 365.4									
Phosphorus	0.48	mg/L	0.10	0.050	1		11/14/18 16:44	7723-14-0	

REPORT OF LABORATORY ANALYSIS

This report shall not be reproduced, except in full,
without the written consent of Pace Analytical Services, LLC.

ANALYTICAL RESULTS

Project: AMEREN LABADIE LCPA

Pace Project No.: 60286215

Sample: L-BMW-2D **Lab ID: 60286215007** Collected: 11/07/18 11:40 Received: 11/08/18 04:02 Matrix: Water

Parameters	Results	Units	PQL	MDL	DF	Prepared	Analyzed	CAS No.	Qual
200.7 Metals, Total Analytical Method: EPA 200.7 Preparation Method: EPA 200.7									
Barium	309	ug/L	5.0	1.5	1	11/12/18 18:25	11/20/18 21:42	7440-39-3	
Boron	78.5J	ug/L	100	12.5	1	11/12/18 18:25	11/20/18 21:42	7440-42-8	
Calcium	120000	ug/L	200	53.5	1	11/12/18 18:25	11/20/18 21:42	7440-70-2	
Iron	6570	ug/L	50.0	6.1	1	11/12/18 18:25	11/20/18 21:42	7439-89-6	
Lithium	39.3	ug/L	10.0	4.6	1	11/12/18 18:25	11/20/18 21:42	7439-93-2	
Magnesium	24800	ug/L	50.0	14.0	1	11/12/18 18:25	11/20/18 21:42	7439-95-4	
Manganese	258	ug/L	5.0	0.73	1	11/12/18 18:25	11/20/18 21:42	7439-96-5	
Molybdenum	2.0J	ug/L	20.0	0.90	1	11/12/18 18:25	11/20/18 21:42	7439-98-7	
Potassium	3850	ug/L	500	79.3	1	11/12/18 18:25	11/20/18 21:42	7440-09-7	
Sodium	6220	ug/L	500	157	1	11/12/18 18:25	11/20/18 21:42	7440-23-5	
200.8 MET ICPMS Analytical Method: EPA 200.8 Preparation Method: EPA 200.8									
Arsenic	33.5	ug/L	1.0	0.065	1	11/12/18 00:00	11/14/18 18:26	7440-38-2	
2320B Alkalinity Analytical Method: SM 2320B									
Alkalinity, Total as CaCO3	373	mg/L	20.0	4.9	1		11/16/18 19:41		
2540C Total Dissolved Solids Analytical Method: SM 2540C									
Total Dissolved Solids	427	mg/L	5.0	5.0	1		11/13/18 06:46		D6,L2
Iron, Ferric (Calculation) Analytical Method: SM 3500-Fe B#4									
Iron, Ferric	6.4	mg/L	0.050		1		11/26/18 10:55	7439-89-6	
Iron, Ferrous Analytical Method: SM 3500-Fe B#4									
Iron, Ferrous	0.17J	mg/L	0.20	0.012	1		11/10/18 12:20		H6
300.0 IC Anions 28 Days Analytical Method: EPA 300.0									
Chloride	6.3	mg/L	1.0	0.29	1		11/26/18 01:17	16887-00-6	
Fluoride	0.25	mg/L	0.20	0.19	1		11/26/18 01:17	16984-48-8	
Sulfate	31.9	mg/L	5.0	1.2	5		11/26/18 01:32	14808-79-8	
365.4 Total Phosphorus Analytical Method: EPA 365.4									
Phosphorus	0.26	mg/L	0.10	0.050	1		11/14/18 16:45	7723-14-0	

REPORT OF LABORATORY ANALYSIS

This report shall not be reproduced, except in full,
without the written consent of Pace Analytical Services, LLC.

ANALYTICAL RESULTS

Project: AMEREN LABADIE LCPA

Pace Project No.: 60286215

Sample: L-UMW-DUP-1 **Lab ID: 60286215008** Collected: 11/07/18 08:00 Received: 11/08/18 04:02 Matrix: Water

Parameters	Results	Units	PQL	MDL	DF	Prepared	Analyzed	CAS No.	Qual
200.7 Metals, Total Analytical Method: EPA 200.7 Preparation Method: EPA 200.7									
Barium	456	ug/L	5.0	1.5	1	11/12/18 18:25	11/20/18 21:44	7440-39-3	
Boron	418	ug/L	100	12.5	1	11/12/18 18:25	11/20/18 21:44	7440-42-8	
Calcium	130000	ug/L	200	53.5	1	11/12/18 18:25	11/20/18 21:44	7440-70-2	
Iron	22100	ug/L	50.0	6.1	1	11/12/18 18:25	11/20/18 21:44	7439-89-6	
Lithium	31.7	ug/L	10.0	4.6	1	11/12/18 18:25	11/20/18 21:44	7439-93-2	
Magnesium	32700	ug/L	50.0	14.0	1	11/12/18 18:25	11/20/18 21:44	7439-95-4	
Manganese	904	ug/L	5.0	0.73	1	11/12/18 18:25	11/20/18 21:44	7439-96-5	
Molybdenum	15.7J	ug/L	20.0	0.90	1	11/12/18 18:25	11/20/18 21:44	7439-98-7	
Potassium	5200	ug/L	500	79.3	1	11/12/18 18:25	11/20/18 21:44	7440-09-7	
Sodium	21900	ug/L	500	157	1	11/12/18 18:25	11/20/18 21:44	7440-23-5	
200.8 MET ICPMS Analytical Method: EPA 200.8 Preparation Method: EPA 200.8									
Arsenic	24.5	ug/L	1.0	0.065	1	11/12/18 00:00	11/14/18 18:28	7440-38-2	
2320B Alkalinity Analytical Method: SM 2320B									
Alkalinity, Total as CaCO3	446	mg/L	20.0	4.9	1		11/16/18 19:46		
2540C Total Dissolved Solids Analytical Method: SM 2540C									
Total Dissolved Solids	456	mg/L	5.0	5.0	1		11/13/18 06:46		L2
Iron, Ferric (Calculation) Analytical Method: SM 3500-Fe B#4									
Iron, Ferric	20.1	mg/L	0.050		1		11/26/18 10:55	7439-89-6	
Iron, Ferrous Analytical Method: SM 3500-Fe B#4									
Iron, Ferrous	2.0	mg/L	0.20	0.012	1		11/10/18 12:11		H6
300.0 IC Anions 28 Days Analytical Method: EPA 300.0									
Chloride	11.3	mg/L	1.0	0.29	1		11/26/18 01:46	16887-00-6	
Fluoride	0.23	mg/L	0.20	0.19	1		11/26/18 01:46	16984-48-8	
Sulfate	63.9	mg/L	10.0	2.4	10		11/26/18 02:00	14808-79-8	
365.4 Total Phosphorus Analytical Method: EPA 365.4									
Phosphorus	0.70	mg/L	0.10	0.050	1		11/14/18 16:49	7723-14-0	

REPORT OF LABORATORY ANALYSIS

This report shall not be reproduced, except in full,
without the written consent of Pace Analytical Services, LLC.

ANALYTICAL RESULTS

Project: AMEREN LABADIE LCPA

Pace Project No.: 60286215

Sample: L-UMW-DUP-2 **Lab ID: 60286215009** Collected: 11/07/18 08:00 Received: 11/08/18 04:02 Matrix: Water

Parameters	Results	Units	PQL	MDL	DF	Prepared	Analyzed	CAS No.	Qual
200.7 Metals, Total									
Analytical Method: EPA 200.7 Preparation Method: EPA 200.7									
Barium	581	ug/L	5.0	1.5	1	11/12/18 18:25	11/20/18 21:51	7440-39-3	
Boron	1250	ug/L	100	12.5	1	11/12/18 18:25	11/20/18 21:51	7440-42-8	
Calcium	158000	ug/L	200	53.5	1	11/12/18 18:25	11/20/18 21:51	7440-70-2	
Iron	18000	ug/L	50.0	6.1	1	11/12/18 18:25	11/20/18 21:51	7439-89-6	
Lithium	30.0	ug/L	10.0	4.6	1	11/12/18 18:25	11/20/18 21:51	7439-93-2	
Magnesium	40500	ug/L	50.0	14.0	1	11/12/18 18:25	11/20/18 21:51	7439-95-4	
Manganese	424	ug/L	5.0	0.73	1	11/12/18 18:25	11/20/18 21:51	7439-96-5	
Molybdenum	1.6J	ug/L	20.0	0.90	1	11/12/18 18:25	11/20/18 21:51	7439-98-7	
Potassium	7500	ug/L	500	79.3	1	11/12/18 18:25	11/20/18 21:51	7440-09-7	
Sodium	33800	ug/L	500	157	1	11/12/18 18:25	11/20/18 21:51	7440-23-5	
200.8 MET ICPMS									
Analytical Method: EPA 200.8 Preparation Method: EPA 200.8									
Arsenic	76.8	ug/L	1.0	0.065	1	11/15/18 11:26	11/16/18 14:33	7440-38-2	
2320B Alkalinity									
Analytical Method: SM 2320B									
Alkalinity, Total as CaCO3	547	mg/L	20.0	4.9	1		11/16/18 19:53		
2540C Total Dissolved Solids									
Analytical Method: SM 2540C									
Total Dissolved Solids	895	mg/L	5.0	5.0	1		11/13/18 06:46		L2
Iron, Ferric (Calculation)									
Analytical Method: SM 3500-Fe B#4									
Iron, Ferric	17.4	mg/L	0.050		1		11/26/18 10:55	7439-89-6	
Iron, Ferrous									
Analytical Method: SM 3500-Fe B#4									
Iron, Ferrous	0.57	mg/L	0.20	0.012	1		11/10/18 12:12		H6
300.0 IC Anions 28 Days									
Analytical Method: EPA 300.0									
Chloride	16.0	mg/L	1.0	0.29	1		11/26/18 02:14	16887-00-6	
Fluoride	0.22	mg/L	0.20	0.19	1		11/26/18 02:14	16984-48-8	
Sulfate	84.2	mg/L	5.0	1.2	5		11/26/18 02:29	14808-79-8	
365.4 Total Phosphorus									
Analytical Method: EPA 365.4									
Phosphorus	0.99	mg/L	0.10	0.050	1		11/14/18 16:50	7723-14-0	

REPORT OF LABORATORY ANALYSIS

This report shall not be reproduced, except in full,
without the written consent of Pace Analytical Services, LLC.

ANALYTICAL RESULTS

Project: AMEREN LABADIE LCPA

Pace Project No.: 60286215

Sample: L-UMW-FB-1 **Lab ID:** 60286215010 Collected: 11/07/18 14:30 Received: 11/08/18 04:02 Matrix: Water

Parameters	Results	Units	PQL	MDL	DF	Prepared	Analyzed	CAS No.	Qual
200.7 Metals, Total		Analytical Method: EPA 200.7 Preparation Method: EPA 200.7							
Barium	<1.5	ug/L	5.0	1.5	1	11/12/18 18:25	11/20/18 21:53	7440-39-3	
Boron	<12.5	ug/L	100	12.5	1	11/12/18 18:25	11/20/18 21:53	7440-42-8	
Calcium	54.2J	ug/L	200	53.5	1	11/12/18 18:25	11/20/18 21:53	7440-70-2	
Iron	11.5J	ug/L	50.0	6.1	1	11/12/18 18:25	11/20/18 21:53	7439-89-6	
Lithium	<4.6	ug/L	10.0	4.6	1	11/12/18 18:25	11/20/18 21:53	7439-93-2	
Magnesium	21.9J	ug/L	50.0	14.0	1	11/12/18 18:25	11/20/18 21:53	7439-95-4	
Manganese	<0.73	ug/L	5.0	0.73	1	11/12/18 18:25	11/20/18 21:53	7439-96-5	
Molybdenum	<0.90	ug/L	20.0	0.90	1	11/12/18 18:25	11/20/18 21:53	7439-98-7	
Potassium	<79.3	ug/L	500	79.3	1	11/12/18 18:25	11/20/18 21:53	7440-09-7	
Sodium	<157	ug/L	500	157	1	11/12/18 18:25	11/20/18 21:53	7440-23-5	
200.8 MET ICPMS		Analytical Method: EPA 200.8 Preparation Method: EPA 200.8							
Arsenic	<0.065	ug/L	1.0	0.065	1	11/15/18 11:26	11/16/18 14:36	7440-38-2	
2320B Alkalinity		Analytical Method: SM 2320B							
Alkalinity, Total as CaCO3	<4.9	mg/L	20.0	4.9	1		11/16/18 20:05		
2540C Total Dissolved Solids		Analytical Method: SM 2540C							
Total Dissolved Solids	402	mg/L	5.0	5.0	1		11/13/18 06:46		L2
Iron, Ferric (Calculation)		Analytical Method: SM 3500-Fe B#4							
Iron, Ferric	0.012J	mg/L	0.050		1		11/26/18 10:55	7439-89-6	
Iron, Ferrous		Analytical Method: SM 3500-Fe B#4							
Iron, Ferrous	<0.012	mg/L	0.20	0.012	1		11/10/18 13:32		H6
300.0 IC Anions 28 Days		Analytical Method: EPA 300.0							
Chloride	0.34J	mg/L	1.0	0.29	1		11/26/18 13:39	16887-00-6	
Fluoride	<0.19	mg/L	0.20	0.19	1		11/26/18 13:39	16984-48-8	
Sulfate	<0.24	mg/L	1.0	0.24	1		11/26/18 13:39	14808-79-8	
365.4 Total Phosphorus		Analytical Method: EPA 365.4							
Phosphorus	<0.050	mg/L	0.10	0.050	1		11/14/18 16:51	7723-14-0	

REPORT OF LABORATORY ANALYSIS

This report shall not be reproduced, except in full,
without the written consent of Pace Analytical Services, LLC.

ANALYTICAL RESULTS

Project: AMEREN LABADIE LCPA

Pace Project No.: 60286215

Sample: L-UMW-5D **Lab ID: 60286215011** Collected: 11/08/18 15:30 Received: 11/09/18 03:12 Matrix: Water

Parameters	Results	Units	PQL	MDL	DF	Prepared	Analyzed	CAS No.	Qual
200.7 Metals, Total									
Analytical Method: EPA 200.7 Preparation Method: EPA 200.7									
Barium	60.0	ug/L	5.0	1.5	1	11/12/18 18:25	11/20/18 21:55	7440-39-3	
Boron	5130	ug/L	100	12.5	1	11/12/18 18:25	11/20/18 21:55	7440-42-8	
Calcium	63200	ug/L	200	53.5	1	11/12/18 18:25	11/20/18 21:55	7440-70-2	
Iron	28.3J	ug/L	50.0	6.1	1	11/12/18 18:25	11/20/18 21:55	7439-89-6	
Lithium	12.9	ug/L	10.0	4.6	1	11/12/18 18:25	11/20/18 21:55	7439-93-2	
Magnesium	77.4	ug/L	50.0	14.0	1	11/12/18 18:25	11/20/18 21:55	7439-95-4	
Manganese	8.2	ug/L	5.0	0.73	1	11/12/18 18:25	11/20/18 21:55	7439-96-5	B
Molybdenum	151	ug/L	20.0	0.90	1	11/12/18 18:25	11/20/18 21:55	7439-98-7	
Potassium	12200	ug/L	500	79.3	1	11/12/18 18:25	11/20/18 21:55	7440-09-7	
Sodium	67400	ug/L	500	157	1	11/12/18 18:25	11/20/18 21:55	7440-23-5	
200.8 MET ICPMS									
Analytical Method: EPA 200.8 Preparation Method: EPA 200.8									
Arsenic	16.1	ug/L	1.0	0.065	1	11/15/18 11:26	11/16/18 14:46	7440-38-2	
2320B Alkalinity									
Analytical Method: SM 2320B									
Alkalinity, Total as CaCO3	53.6	mg/L	20.0	4.9	1		11/16/18 20:45		
2540C Total Dissolved Solids									
Analytical Method: SM 2540C									
Total Dissolved Solids	708	mg/L	5.0	5.0	1		11/14/18 13:57		
Iron, Ferric (Calculation)									
Analytical Method: SM 3500-Fe B#4									
Iron, Ferric	0.0J	mg/L	0.050		1		11/26/18 10:46	7439-89-6	
Iron, Ferrous									
Analytical Method: SM 3500-Fe B#4									
Iron, Ferrous	0.046J	mg/L	0.20	0.012	1		11/10/18 15:48		H6
300.0 IC Anions 28 Days									
Analytical Method: EPA 300.0									
Chloride	19.0	mg/L	1.0	0.29	1		11/24/18 19:28	16887-00-6	
Fluoride	<0.19	mg/L	0.20	0.19	1		11/24/18 19:28	16984-48-8	
Sulfate	269	mg/L	20.0	4.8	20		11/24/18 19:44	14808-79-8	
365.4 Total Phosphorus									
Analytical Method: EPA 365.4									
Phosphorus	0.068J	mg/L	0.10	0.050	1		11/15/18 10:28	7723-14-0	

REPORT OF LABORATORY ANALYSIS

This report shall not be reproduced, except in full,
without the written consent of Pace Analytical Services, LLC.

ANALYTICAL RESULTS

Project: AMEREN LABADIE LCPA

Pace Project No.: 60286215

Sample: L-UMW-FB-2 **Lab ID:** 60286215012 Collected: 11/08/18 15:15 Received: 11/09/18 03:12 Matrix: Water

Parameters	Results	Units	PQL	MDL	DF	Prepared	Analyzed	CAS No.	Qual
200.7 Metals, Total		Analytical Method: EPA 200.7 Preparation Method: EPA 200.7							
Barium	62.6	ug/L	5.0	1.5	1	11/12/18 18:25	11/20/18 21:57	7440-39-3	
Boron	5380	ug/L	100	12.5	1	11/12/18 18:25	11/20/18 21:57	7440-42-8	
Calcium	66600	ug/L	200	53.5	1	11/12/18 18:25	11/20/18 21:57	7440-70-2	
Iron	35.7J	ug/L	50.0	6.1	1	11/12/18 18:25	11/20/18 21:57	7439-89-6	
Lithium	17.7	ug/L	10.0	4.6	1	11/12/18 18:25	11/20/18 21:57	7439-93-2	
Magnesium	80.7	ug/L	50.0	14.0	1	11/12/18 18:25	11/20/18 21:57	7439-95-4	
Manganese	9.8	ug/L	5.0	0.73	1	11/12/18 18:25	11/20/18 21:57	7439-96-5	B
Molybdenum	158	ug/L	20.0	0.90	1	11/12/18 18:25	11/20/18 21:57	7439-98-7	
Potassium	12900	ug/L	500	79.3	1	11/12/18 18:25	11/20/18 21:57	7440-09-7	
Sodium	70900	ug/L	500	157	1	11/12/18 18:25	11/20/18 21:57	7440-23-5	
200.8 MET ICPMS		Analytical Method: EPA 200.8 Preparation Method: EPA 200.8							
Arsenic	<0.065	ug/L	1.0	0.065	1	11/15/18 11:26	11/16/18 14:48	7440-38-2	
2320B Alkalinity		Analytical Method: SM 2320B							
Alkalinity, Total as CaCO3	<4.9	mg/L	20.0	4.9	1		11/16/18 20:49		
2540C Total Dissolved Solids		Analytical Method: SM 2540C							
Total Dissolved Solids	14.0	mg/L	5.0	5.0	1		11/14/18 13:57		
Iron, Ferric (Calculation)		Analytical Method: SM 3500-Fe B#4							
Iron, Ferric	0.036J	mg/L	0.050		1		11/26/18 10:46	7439-89-6	
Iron, Ferrous		Analytical Method: SM 3500-Fe B#4							
Iron, Ferrous	<0.012	mg/L	0.20	0.012	1		11/10/18 15:46		H6
300.0 IC Anions 28 Days		Analytical Method: EPA 300.0							
Chloride	<0.29	mg/L	1.0	0.29	1		11/24/18 20:00	16887-00-6	
Fluoride	<0.19	mg/L	0.20	0.19	1		11/24/18 20:00	16984-48-8	
Sulfate	<0.24	mg/L	1.0	0.24	1		11/24/18 20:00	14808-79-8	
365.4 Total Phosphorus		Analytical Method: EPA 365.4							
Phosphorus	<0.050	mg/L	0.10	0.050	1		11/15/18 10:31	7723-14-0	

REPORT OF LABORATORY ANALYSIS

This report shall not be reproduced, except in full,
without the written consent of Pace Analytical Services, LLC.

ANALYTICAL RESULTS

Project: AMEREN LABADIE LCPA

Pace Project No.: 60286215

Sample: L-UMW-3D **Lab ID: 60286215023** Collected: 11/09/18 12:15 Received: 11/10/18 06:25 Matrix: Water

Parameters	Results	Units	PQL	MDL	DF	Prepared	Analyzed	CAS No.	Qual
200.7 Metals, Total Analytical Method: EPA 200.7 Preparation Method: EPA 200.7									
Barium	82.2	ug/L	5.0	1.5	1	11/26/18 18:00	11/27/18 13:53	7440-39-3	
Boron	9300	ug/L	100	12.5	1	11/26/18 18:00	11/27/18 13:53	7440-42-8	
Calcium	84400	ug/L	200	53.5	1	11/26/18 18:00	11/27/18 13:53	7440-70-2	
Iron	64.8	ug/L	50.0	6.1	1	11/26/18 18:00	11/27/18 13:53	7439-89-6	
Lithium	13.4	ug/L	10.0	4.6	1	11/26/18 18:00	11/27/18 13:53	7439-93-2	
Magnesium	5160	ug/L	50.0	14.0	1	11/26/18 18:00	11/27/18 13:53	7439-95-4	
Manganese	113	ug/L	5.0	0.73	1	11/26/18 18:00	11/27/18 13:53	7439-96-5	
Molybdenum	206	ug/L	20.0	0.90	1	11/26/18 18:00	11/27/18 13:53	7439-98-7	
Potassium	9650	ug/L	500	79.3	1	11/26/18 18:00	11/27/18 13:53	7440-09-7	
Sodium	75600	ug/L	500	157	1	11/26/18 18:00	11/27/18 13:53	7440-23-5	
200.8 MET ICPMS Analytical Method: EPA 200.8 Preparation Method: EPA 200.8									
Arsenic	1.7	ug/L	1.0	0.065	1	11/23/18 15:05	11/26/18 16:03	7440-38-2	
2320B Alkalinity Analytical Method: SM 2320B									
Alkalinity, Total as CaCO3	44.8	mg/L	20.0	4.9	1		11/17/18 21:21		
2540C Total Dissolved Solids Analytical Method: SM 2540C									
Total Dissolved Solids	600	mg/L	5.0	5.0	1		11/15/18 14:12		
Iron, Ferric (Calculation) Analytical Method: SM 3500-Fe B#4									
Iron, Ferric	0.065	mg/L	0.050		1		11/30/18 15:46	7439-89-6	
Iron, Ferrous Analytical Method: SM 3500-Fe B#4									
Iron, Ferrous	<0.012	mg/L	0.20	0.012	1		11/10/18 13:52		H6
300.0 IC Anions 28 Days Analytical Method: EPA 300.0									
Chloride	18.6	mg/L	1.0	0.29	1		11/26/18 22:14	16887-00-6	
Fluoride	<0.19	mg/L	0.20	0.19	1		11/26/18 22:14	16984-48-8	
Sulfate	350	mg/L	50.0	12.0	50		11/26/18 23:02	14808-79-8	
365.4 Total Phosphorus Analytical Method: EPA 365.4									
Phosphorus	0.24	mg/L	0.10	0.050	1		11/15/18 11:16	7723-14-0	

REPORT OF LABORATORY ANALYSIS

This report shall not be reproduced, except in full,
without the written consent of Pace Analytical Services, LLC.

ANALYTICAL RESULTS

Project: AMEREN LABADIE LCPA

Pace Project No.: 60286215

Sample: L-UMW-4D **Lab ID: 60286215024** Collected: 11/09/18 09:15 Received: 11/10/18 06:25 Matrix: Water

Parameters	Results	Units	PQL	MDL	DF	Prepared	Analyzed	CAS No.	Qual
200.7 Metals, Total Analytical Method: EPA 200.7 Preparation Method: EPA 200.7									
Barium	81.5	ug/L	5.0	1.5	1	11/26/18 18:00	11/27/18 13:57	7440-39-3	
Boron	4970	ug/L	100	12.5	1	11/26/18 18:00	11/27/18 13:57	7440-42-8	
Calcium	61200	ug/L	200	53.5	1	11/26/18 18:00	11/27/18 13:57	7440-70-2	
Iron	271	ug/L	50.0	6.1	1	11/26/18 18:00	11/27/18 13:57	7439-89-6	
Lithium	33.2	ug/L	10.0	4.6	1	11/26/18 18:00	11/27/18 13:57	7439-93-2	
Magnesium	8660	ug/L	50.0	14.0	1	11/26/18 18:00	11/27/18 13:57	7439-95-4	
Manganese	277	ug/L	5.0	0.73	1	11/26/18 18:00	11/27/18 13:57	7439-96-5	
Molybdenum	107	ug/L	20.0	0.90	1	11/26/18 18:00	11/27/18 13:57	7439-98-7	
Potassium	8470	ug/L	500	79.3	1	11/26/18 18:00	11/27/18 13:57	7440-09-7	
Sodium	114000	ug/L	500	157	1	11/26/18 18:00	11/27/18 13:57	7440-23-5	
200.8 MET ICPMS Analytical Method: EPA 200.8 Preparation Method: EPA 200.8									
Arsenic	0.16J	ug/L	1.0	0.065	1	11/23/18 15:05	11/26/18 16:09	7440-38-2	
2320B Alkalinity Analytical Method: SM 2320B									
Alkalinity, Total as CaCO3	56.0	mg/L	20.0	4.9	1		11/17/18 21:25		
2540C Total Dissolved Solids Analytical Method: SM 2540C									
Total Dissolved Solids	1040	mg/L	5.0	5.0	1		11/15/18 14:12		
Iron, Ferric (Calculation) Analytical Method: SM 3500-Fe B#4									
Iron, Ferric	0.19	mg/L	0.050		1		11/30/18 15:46	7439-89-6	
Iron, Ferrous Analytical Method: SM 3500-Fe B#4									
Iron, Ferrous	0.078J	mg/L	0.20	0.012	1		11/10/18 13:46		H6
300.0 IC Anions 28 Days Analytical Method: EPA 300.0									
Chloride	21.2	mg/L	2.0	0.58	2		12/01/18 20:16	16887-00-6	
Fluoride	0.49	mg/L	0.20	0.19	1		11/26/18 23:18	16984-48-8	
Sulfate	366	mg/L	50.0	12.0	50		11/26/18 23:34	14808-79-8	
365.4 Total Phosphorus Analytical Method: EPA 365.4									
Phosphorus	0.19	mg/L	0.10	0.050	1		11/15/18 11:18	7723-14-0	

REPORT OF LABORATORY ANALYSIS

This report shall not be reproduced, except in full,
without the written consent of Pace Analytical Services, LLC.

ANALYTICAL RESULTS

Project: AMEREN LABADIE LCPA

Pace Project No.: 60286215

Sample: L-UMW-6D **Lab ID: 60286215025** Collected: 11/09/18 10:35 Received: 11/10/18 06:25 Matrix: Water

Parameters	Results	Units	PQL	MDL	DF	Prepared	Analyzed	CAS No.	Qual
200.7 Metals, Total Analytical Method: EPA 200.7 Preparation Method: EPA 200.7									
Barium	114	ug/L	5.0	1.5	1	11/26/18 18:00	11/27/18 13:59	7440-39-3	
Boron	15500	ug/L	100	12.5	1	11/26/18 18:00	11/27/18 13:59	7440-42-8	
Calcium	97200	ug/L	200	53.5	1	11/26/18 18:00	11/27/18 13:59	7440-70-2	
Iron	729	ug/L	50.0	6.1	1	11/26/18 18:00	11/27/18 13:59	7439-89-6	
Lithium	5.2J	ug/L	10.0	4.6	1	11/26/18 18:00	11/27/18 13:59	7439-93-2	
Magnesium	5910	ug/L	50.0	14.0	1	11/26/18 18:00	11/27/18 13:59	7439-95-4	
Manganese	495	ug/L	5.0	0.73	1	11/26/18 18:00	11/27/18 13:59	7439-96-5	
Molybdenum	591	ug/L	20.0	0.90	1	11/26/18 18:00	11/27/18 13:59	7439-98-7	
Potassium	18200	ug/L	500	79.3	1	11/26/18 18:00	11/27/18 13:59	7440-09-7	
Sodium	89600	ug/L	500	157	1	11/26/18 18:00	11/27/18 13:59	7440-23-5	
200.8 MET ICPMS Analytical Method: EPA 200.8 Preparation Method: EPA 200.8									
Arsenic	15.4	ug/L	1.0	0.065	1	11/23/18 15:05	11/26/18 16:11	7440-38-2	
2320B Alkalinity Analytical Method: SM 2320B									
Alkalinity, Total as CaCO3	58.8	mg/L	20.0	4.9	1		11/20/18 11:10		
2540C Total Dissolved Solids Analytical Method: SM 2540C									
Total Dissolved Solids	669	mg/L	5.0	5.0	1		11/15/18 14:12		
Iron, Ferric (Calculation) Analytical Method: SM 3500-Fe B#4									
Iron, Ferric	0.67	mg/L	0.050		1		11/30/18 15:46	7439-89-6	
Iron, Ferrous Analytical Method: SM 3500-Fe B#4									
Iron, Ferrous	0.056J	mg/L	0.20	0.012	1		11/10/18 13:47		H6
300.0 IC Anions 28 Days Analytical Method: EPA 300.0									
Chloride	21.2	mg/L	2.0	0.58	2		11/27/18 00:06	16887-00-6	
Fluoride	<0.19	mg/L	0.20	0.19	1		11/26/18 23:50	16984-48-8	
Sulfate	433	mg/L	50.0	12.0	50		11/27/18 00:22	14808-79-8	
365.4 Total Phosphorus Analytical Method: EPA 365.4									
Phosphorus	0.20	mg/L	0.10	0.050	1		11/15/18 11:19	7723-14-0	

REPORT OF LABORATORY ANALYSIS

This report shall not be reproduced, except in full,
without the written consent of Pace Analytical Services, LLC.

QUALITY CONTROL DATA

Project: AMEREN LABADIE LCPA

Pace Project No.: 60286215

QC Batch:	554744	Analysis Method:	EPA 200.7
QC Batch Method:	EPA 200.7	Analysis Description:	200.7 Metals, Total
Associated Lab Samples:	60286215001, 60286215002, 60286215003, 60286215004, 60286215005, 60286215006, 60286215007, 60286215008, 60286215009, 60286215010, 60286215011, 60286215012		

METHOD BLANK:	2275800	Matrix:	Water
Associated Lab Samples:	60286215001, 60286215002, 60286215003, 60286215004, 60286215005, 60286215006, 60286215007, 60286215008, 60286215009, 60286215010, 60286215011, 60286215012		

Parameter	Units	Blank Result	Reporting Limit	MDL	Analyzed	Qualifiers
Barium	ug/L	<1.5	5.0	1.5	11/20/18 20:58	
Boron	ug/L	<12.5	100	12.5	11/20/18 20:58	
Calcium	ug/L	<53.5	200	53.5	11/20/18 20:58	
Iron	ug/L	<6.1	50.0	6.1	11/20/18 20:58	
Lithium	ug/L	<4.6	10.0	4.6	11/20/18 20:58	
Magnesium	ug/L	<14.0	50.0	14.0	11/20/18 20:58	
Manganese	ug/L	1.8J	5.0	0.73	11/20/18 20:58	
Molybdenum	ug/L	<0.90	20.0	0.90	11/20/18 20:58	
Potassium	ug/L	<79.3	500	79.3	11/20/18 20:58	
Sodium	ug/L	<157	500	157	11/20/18 20:58	

LABORATORY CONTROL SAMPLE: 2275801

Parameter	Units	Spike Conc.	LCS Result	LCS % Rec	% Rec Limits	Qualifiers
Barium	ug/L	1000	980	98	85-115	
Boron	ug/L	1000	1010	101	85-115	
Calcium	ug/L	10000	9880	99	85-115	
Iron	ug/L	10000	9670	97	85-115	
Lithium	ug/L	1000	951	95	85-115	
Magnesium	ug/L	10000	10100	101	85-115	
Manganese	ug/L	1000	975	98	85-115	
Molybdenum	ug/L	1000	980	98	85-115	
Potassium	ug/L	10000	10000	100	85-115	
Sodium	ug/L	10000	10000	100	85-115	

MATRIX SPIKE & MATRIX SPIKE DUPLICATE: 2275802 2275803

Parameter	Units	MS		MSD		MS % Rec	MSD % Rec	% Rec Limits	RPD	Max RPD	Qual	
		60286214001 Result	Spike Conc.	Spike Conc.	MS Result							MSD Result
Barium	ug/L	180	1000	1000	1140	1140	96	96	70-130	1	20	
Boron	ug/L		1000	1000	15100	15200	125	139	70-130	1	20	M1
Calcium	ug/L		10000	10000	315000	316000	142	156	70-130	0	20	M1
Iron	ug/L		10000	10000	35100	35000	97	97	70-130	0	20	
Lithium	ug/L	31.0	1000	1000	981	966	95	94	70-130	1	20	
Magnesium	ug/L		10000	10000	66600	67000	101	105	70-130	1	20	
Manganese	ug/L		1000	1000	4020	4040	98	100	70-130	0	20	
Molybdenum	ug/L	6.1J	1000	1000	971	961	96	95	70-130	1	20	

Results presented on this page are in the units indicated by the "Units" column except where an alternate unit is presented to the right of the result.

REPORT OF LABORATORY ANALYSIS

This report shall not be reproduced, except in full,
without the written consent of Pace Analytical Services, LLC.

QUALITY CONTROL DATA

Project: AMEREN LABADIE LCPA

Pace Project No.: 60286215

MATRIX SPIKE & MATRIX SPIKE DUPLICATE: 2275802													2275803	
Parameter	Units	60286214001 Result	MS	MSD	MS	MSD	MS	MSD	% Rec	Max	RPD	Qual		
			Spike Conc.	Spike Conc.	Result	Result	% Rec	% Rec	Limits	RPD				
Potassium	ug/L		10000	10000	17600	17700	99	100	70-130	1	20			
Sodium	ug/L		10000	10000	62600	62800	111	113	70-130	0	20			

MATRIX SPIKE & MATRIX SPIKE DUPLICATE: 2275804													2275805	
Parameter	Units	60286215003 Result	MS	MSD	MS	MSD	MS	MSD	% Rec	Max	RPD	Qual		
			Spike Conc.	Spike Conc.	Result	Result	% Rec	% Rec	Limits	RPD				
Barium	ug/L	121	1000	1000	1100	1100	98	98	70-130	0	20			
Boron	ug/L	8310	1000	1000	9270	9180	96	87	70-130	1	20			
Calcium	ug/L	220000	10000	10000	231000	228000	113	81	70-130	1	20			
Iron	ug/L	11900	10000	10000	21500	21300	96	94	70-130	1	20			
Lithium	ug/L	25.0	1000	1000	977	980	95	96	70-130	0	20			
Magnesium	ug/L	28100	10000	10000	37600	37200	95	92	70-130	1	20			
Manganese	ug/L	2110	1000	1000	3060	3030	95	93	70-130	1	20			
Molybdenum	ug/L	231	1000	1000	1220	1210	98	98	70-130	0	20			
Potassium	ug/L	6910	10000	10000	17100	16900	102	100	70-130	1	20			
Sodium	ug/L	76500	10000	10000	87200	86600	107	100	70-130	1	20			

MATRIX SPIKE SAMPLE: 2275806												
Parameter	Units	60286215005		Spike Conc.	MS Result	MS % Rec	% Rec Limits	Qualifiers				
		Result	Conc.									
Barium	ug/L		500	1000	1460	96	70-130					
Boron	ug/L		113	1000	1120	101	70-130					
Calcium	ug/L		114000	10000	124000	98	70-130					
Iron	ug/L		22700	10000	32300	96	70-130					
Lithium	ug/L		16.4	1000	973	96	70-130					
Magnesium	ug/L		31600	10000	41000	94	70-130					
Manganese	ug/L		349	1000	1290	94	70-130					
Molybdenum	ug/L		<0.90	1000	972	97	70-130					
Potassium	ug/L		4120	10000	13800	97	70-130					
Sodium	ug/L		13800	10000	23800	100	70-130					

Results presented on this page are in the units indicated by the "Units" column except where an alternate unit is presented to the right of the result.

REPORT OF LABORATORY ANALYSIS

This report shall not be reproduced, except in full,
without the written consent of Pace Analytical Services, LLC.

QUALITY CONTROL DATA

Project: AMEREN LABADIE LCPA

Pace Project No.: 60286215

QC Batch: 556876 Analysis Method: EPA 200.7
 QC Batch Method: EPA 200.7 Analysis Description: 200.7 Metals, Total
 Associated Lab Samples: 60286215023, 60286215024, 60286215025

METHOD BLANK: 2284987 Matrix: Water

Associated Lab Samples: 60286215023, 60286215024, 60286215025

Parameter	Units	Blank Result	Reporting Limit	MDL	Analyzed	Qualifiers
Barium	ug/L	<1.5	5.0	1.5	11/27/18 13:48	
Boron	ug/L	<12.5	100	12.5	11/27/18 13:48	
Calcium	ug/L	<53.5	200	53.5	11/27/18 13:48	
Iron	ug/L	<6.1	50.0	6.1	11/27/18 13:48	
Lithium	ug/L	<4.6	10.0	4.6	11/27/18 13:48	
Magnesium	ug/L	<14.0	50.0	14.0	11/27/18 13:48	
Manganese	ug/L	0.80J	5.0	0.73	11/27/18 13:48	
Molybdenum	ug/L	<0.90	20.0	0.90	11/27/18 13:48	
Potassium	ug/L	<79.3	500	79.3	11/27/18 13:48	
Sodium	ug/L	<157	500	157	11/27/18 13:48	

LABORATORY CONTROL SAMPLE: 2284988

Parameter	Units	Spike Conc.	LCS Result	LCS % Rec	% Rec Limits	Qualifiers
Barium	ug/L	1000	980	98	85-115	
Boron	ug/L	1000	979	98	85-115	
Calcium	ug/L	10000	9940	99	85-115	
Iron	ug/L	10000	10000	100	85-115	
Lithium	ug/L	1000	989	99	85-115	
Magnesium	ug/L	10000	10100	101	85-115	
Manganese	ug/L	1000	1000	100	85-115	
Molybdenum	ug/L	1000	1000	100	85-115	
Potassium	ug/L	10000	10000	100	85-115	
Sodium	ug/L	10000	10400	104	85-115	

MATRIX SPIKE SAMPLE: 2284989

Parameter	Units	60286215023 Result	Spike Conc.	MS Result	MS % Rec	% Rec Limits	Qualifiers
Barium	ug/L	82.2	1000	1060	98	70-130	
Boron	ug/L	9300	1000	10400	112	70-130	
Calcium	ug/L	84400	10000	94400	100	70-130	
Iron	ug/L	64.8	10000	10100	101	70-130	
Lithium	ug/L	13.4	1000	987	97	70-130	
Magnesium	ug/L	5160	10000	15000	98	70-130	
Manganese	ug/L	113	1000	1100	99	70-130	
Molybdenum	ug/L	206	1000	1220	101	70-130	
Potassium	ug/L	9650	10000	19700	100	70-130	
Sodium	ug/L	75600	10000	85100	96	70-130	

Results presented on this page are in the units indicated by the "Units" column except where an alternate unit is presented to the right of the result.

REPORT OF LABORATORY ANALYSIS

This report shall not be reproduced, except in full,
without the written consent of Pace Analytical Services, LLC.

QUALITY CONTROL DATA

Project: AMEREN LABADIE LCPA

Pace Project No.: 60286215

Parameter	Units	2284990		2284991		MS Result	MSD Result	MS % Rec	MSD % Rec	% Rec Limits	Max RPD	Qual
		60286372001 Result	MS Spike Conc.	MSD Spike Conc.	MS Result							
Barium	ug/L	375	1000	1000	1360	1360	99	98	70-130	0	20	
Boron	ug/L	124	1000	1000	1140	1140	101	102	70-130	0	20	
Calcium	ug/L	162000	10000	10000	174000	173000	118	107	70-130	1	20	
Iron	ug/L	368	10000	10000	10400	10300	100	100	70-130	0	20	
Lithium	ug/L	40.3	1000	1000	1040	1030	100	99	70-130	0	20	
Magnesium	ug/L	44100	10000	10000	54700	54300	106	102	70-130	1	20	
Manganese	ug/L	4550	1000	1000	5620	5590	106	104	70-130	0	20	
Molybdenum	ug/L	<0.90	1000	1000	1020	1020	102	102	70-130	0	20	
Potassium	ug/L	5880	10000	10000	16100	16000	102	102	70-130	0	20	
Sodium	ug/L	11500	10000	10000	21900	21800	104	103	70-130	1	20	

Results presented on this page are in the units indicated by the "Units" column except where an alternate unit is presented to the right of the result.

REPORT OF LABORATORY ANALYSIS

This report shall not be reproduced, except in full,
without the written consent of Pace Analytical Services, LLC.

QUALITY CONTROL DATA

Project: AMEREN LABADIE LCPA

Pace Project No.: 60286215

QC Batch: 554584 Analysis Method: EPA 200.8
 QC Batch Method: EPA 200.8 Analysis Description: 200.8 MET
 Associated Lab Samples: 60286215001, 60286215002

METHOD BLANK: 2275036 Matrix: Water

Associated Lab Samples: 60286215001, 60286215002

Parameter	Units	Blank Result	Reporting Limit	MDL	Analyzed	Qualifiers
Arsenic	ug/L	<0.065	1.0	0.065	11/14/18 16:42	

LABORATORY CONTROL SAMPLE: 2275037

Parameter	Units	Spike Conc.	LCS Result	LCS % Rec	% Rec Limits	Qualifiers
Arsenic	ug/L	40	40.2	101	85-115	

MATRIX SPIKE SAMPLE: 2275038

Parameter	Units	60285994001 Result	Spike Conc.	MS Result	MS % Rec	% Rec Limits	Qualifiers
Arsenic	ug/L	1.4	40	38.6	93	70-130	

MATRIX SPIKE & MATRIX SPIKE DUPLICATE: 2275039 2275040

Parameter	Units	60286214001 Result	MS Spike Conc.	MSD Spike Conc.	MS Result	MSD Result	MS % Rec	MSD % Rec	% Rec Limits	RPD	Max RPD	Qual
Arsenic	ug/L	26.4	40	40	58.4	57.3	80	77	70-130	2	20	

Results presented on this page are in the units indicated by the "Units" column except where an alternate unit is presented to the right of the result.

REPORT OF LABORATORY ANALYSIS

This report shall not be reproduced, except in full,
 without the written consent of Pace Analytical Services, LLC.

QUALITY CONTROL DATA

Project: AMEREN LABADIE LCPA

Pace Project No.: 60286215

QC Batch: 554585

Analysis Method: EPA 200.8

QC Batch Method: EPA 200.8

Analysis Description: 200.8 MET

Associated Lab Samples: 60286215003, 60286215004, 60286215005, 60286215006, 60286215007, 60286215008

METHOD BLANK: 2275041

Matrix: Water

Associated Lab Samples: 60286215003, 60286215004, 60286215005, 60286215006, 60286215007, 60286215008

Parameter	Units	Blank Result	Reporting Limit	MDL	Analyzed	Qualifiers
Arsenic	ug/L	<0.065	1.0	0.065	11/14/18 18:14	

LABORATORY CONTROL SAMPLE: 2275042

Parameter	Units	Spike Conc.	LCS Result	LCS % Rec	% Rec Limits	Qualifiers
Arsenic	ug/L	40	39.6	99	85-115	

MATRIX SPIKE & MATRIX SPIKE DUPLICATE: 2275043 2275044

Parameter	Units	60286215003		60286215004		MS % Rec	MSD % Rec	% Rec Limits	RPD	Max RPD	Qual
		MS Result	MSD Spike Conc.	MS Spike Conc.	MSD Result						
Arsenic	ug/L	20.7	40	40	61.3	60.5	101	99	70-130	1	20

Results presented on this page are in the units indicated by the "Units" column except where an alternate unit is presented to the right of the result.

REPORT OF LABORATORY ANALYSIS

This report shall not be reproduced, except in full,
without the written consent of Pace Analytical Services, LLC.

QUALITY CONTROL DATA

Project: AMEREN LABADIE LCPA

Pace Project No.: 60286215

QC Batch: 555338 Analysis Method: EPA 200.8
 QC Batch Method: EPA 200.8 Analysis Description: 200.8 MET
 Associated Lab Samples: 60286215009, 60286215010, 60286215011, 60286215012

METHOD BLANK: 2278064 Matrix: Water
 Associated Lab Samples: 60286215009, 60286215010, 60286215011, 60286215012

Parameter	Units	Blank Result	Reporting Limit	MDL	Analyzed	Qualifiers
Arsenic	ug/L	0.072J	1.0	0.065	11/16/18 14:08	

LABORATORY CONTROL SAMPLE: 2278065

Parameter	Units	Spike Conc.	LCS Result	LCS % Rec	% Rec Limits	Qualifiers
Arsenic	ug/L	40	40.1	100	85-115	

MATRIX SPIKE & MATRIX SPIKE DUPLICATE: 2278066 2278067

Parameter	Units	60285081007		MSD		MS		MSD		% Rec Limits	RPD	Max RPD	Qual
		Result	Spike Conc.	Spike Conc.	Result	Result	% Rec	% Rec					
Arsenic	ug/L	3.9	40	40	41.1	41.1	93	93	70-130	0	20		

MATRIX SPIKE SAMPLE: 2278068

Parameter	Units	60286261004 Result	Spike Conc.	MS Result	MS % Rec	% Rec Limits	Qualifiers
Arsenic	ug/L	0.59	40	40.8	100	70-130	

Results presented on this page are in the units indicated by the "Units" column except where an alternate unit is presented to the right of the result.

REPORT OF LABORATORY ANALYSIS

This report shall not be reproduced, except in full,
 without the written consent of Pace Analytical Services, LLC.

QUALITY CONTROL DATA

Project: AMEREN LABADIE LCPA

Pace Project No.: 60286215

QC Batch: 556679 Analysis Method: EPA 200.8

QC Batch Method: EPA 200.8 Analysis Description: 200.8 MET

Associated Lab Samples: 60286215023, 60286215024, 60286215025

METHOD BLANK: 2283974 Matrix: Water

Associated Lab Samples: 60286215023, 60286215024, 60286215025

Parameter	Units	Blank Result	Reporting Limit	MDL	Analyzed	Qualifiers
Arsenic	ug/L	<0.065	1.0	0.065	11/26/18 16:00	

LABORATORY CONTROL SAMPLE: 2283975

Parameter	Units	Spike Conc.	LCS Result	LCS % Rec	% Rec Limits	Qualifiers
Arsenic	ug/L	40	39.4	98	85-115	

MATRIX SPIKE & MATRIX SPIKE DUPLICATE: 2283976 2283977

Parameter	Units	60286215023		2283976		2283977		% Rec Limits	RPD	Max RPD	Qual
		MS Result	MS Spike Conc.	MSD Spike Conc.	MS Result	MSD Result	MS % Rec				
Arsenic	ug/L	1.7	40	40	41.3	41.2	99	99	70-130	0	20

Results presented on this page are in the units indicated by the "Units" column except where an alternate unit is presented to the right of the result.

REPORT OF LABORATORY ANALYSIS

This report shall not be reproduced, except in full,
without the written consent of Pace Analytical Services, LLC.

QUALITY CONTROL DATA

Project: AMEREN LABADIE LCPA &E

Pace Project No.: 60286215

QC Batch: 555675

Analysis Method: SM 2320B

QC Batch Method: SM 2320B

Analysis Description: 2320B Alkalinity

Associated Lab Samples: 60286215001, 60286215002

METHOD BLANK: 2279679

Matrix: Water

Associated Lab Samples: 60286215001, 60286215002

Parameter	Units	Blank Result	Reporting Limit	MDL	Analyzed	Qualifiers
Alkalinity, Total as CaCO ₃	mg/L	<4.9	20.0	4.9	11/16/18 16:02	

LABORATORY CONTROL SAMPLE: 2279680

Parameter	Units	Spike Conc.	LCS Result	LCS % Rec	% Rec Limits	Qualifiers
Alkalinity, Total as CaCO ₃	mg/L	500	507	101	90-110	

SAMPLE DUPLICATE: 2279681

Parameter	Units	60286398006 Result	Dup Result	RPD	Max RPD	Qualifiers
Alkalinity, Total as CaCO ₃	mg/L	101	101	0	10	

SAMPLE DUPLICATE: 2279682

Parameter	Units	60286349012 Result	Dup Result	RPD	Max RPD	Qualifiers
Alkalinity, Total as CaCO ₃	mg/L	630	637	1	10	

SAMPLE DUPLICATE: 2280829

Parameter	Units	60286214001 Result	Dup Result	RPD	Max RPD	Qualifiers
Alkalinity, Total as CaCO ₃	mg/L		328	0	10	

Results presented on this page are in the units indicated by the "Units" column except where an alternate unit is presented to the right of the result.

REPORT OF LABORATORY ANALYSIS

This report shall not be reproduced, except in full,
without the written consent of Pace Analytical Services, LLC.

QUALITY CONTROL DATA

Project: AMEREN LABADIE LCPA

Pace Project No.: 60286215

QC Batch: 555761

Analysis Method: SM 2320B

QC Batch Method: SM 2320B

Analysis Description: 2320B Alkalinity

Associated Lab Samples: 60286215003, 60286215004, 60286215005, 60286215006, 60286215007, 60286215008, 60286215009, 60286215010, 60286215011, 60286215012

METHOD BLANK: 2280113

Matrix: Water

Associated Lab Samples: 60286215003, 60286215004, 60286215005, 60286215006, 60286215007, 60286215008, 60286215009, 60286215010, 60286215011, 60286215012

Parameter	Units	Blank Result	Reporting Limit	MDL	Analyzed	Qualifiers
Alkalinity, Total as CaCO ₃	mg/L	<4.9	20.0	4.9	11/16/18 19:07	

LABORATORY CONTROL SAMPLE: 2280114

Parameter	Units	Spike Conc.	LCS Result	LCS % Rec	% Rec Limits	Qualifiers
Alkalinity, Total as CaCO ₃	mg/L	500	504	101	90-110	

SAMPLE DUPLICATE: 2280115

Parameter	Units	60286215003 Result	Dup Result	RPD	Max RPD	Qualifiers
Alkalinity, Total as CaCO ₃	mg/L	358	362	1	10	

SAMPLE DUPLICATE: 2280116

Parameter	Units	60286471001 Result	Dup Result	RPD	Max RPD	Qualifiers
Alkalinity, Total as CaCO ₃	mg/L	488	495	1	10	

Results presented on this page are in the units indicated by the "Units" column except where an alternate unit is presented to the right of the result.

REPORT OF LABORATORY ANALYSIS

This report shall not be reproduced, except in full,
without the written consent of Pace Analytical Services, LLC.

QUALITY CONTROL DATA

Project: AMEREN LABADIE LCPA

Pace Project No.: 60286215

QC Batch: 555811 Analysis Method: SM 2320B
 QC Batch Method: SM 2320B Analysis Description: 2320B Alkalinity
 Associated Lab Samples: 60286215023, 60286215024

METHOD BLANK: 2280687 Matrix: Water

Associated Lab Samples: 60286215023, 60286215024

Parameter	Units	Blank Result	Reporting Limit	MDL	Analyzed	Qualifiers
Alkalinity, Total as CaCO ₃	mg/L	<4.9	20.0	4.9	11/17/18 19:13	

LABORATORY CONTROL SAMPLE: 2280688

Parameter	Units	Spike Conc.	LCS Result	LCS % Rec	% Rec Limits	Qualifiers
Alkalinity, Total as CaCO ₃	mg/L	500	513	103	90-110	

SAMPLE DUPLICATE: 2280689

Parameter	Units	60286318005 Result	Dup Result	RPD	Max RPD	Qualifiers
Alkalinity, Total as CaCO ₃	mg/L	115	120	4	10	

SAMPLE DUPLICATE: 2280690

Parameter	Units	60286318013 Result	Dup Result	RPD	Max RPD	Qualifiers
Alkalinity, Total as CaCO ₃	mg/L	375	397	6	10	

Results presented on this page are in the units indicated by the "Units" column except where an alternate unit is presented to the right of the result.

REPORT OF LABORATORY ANALYSIS

This report shall not be reproduced, except in full,
without the written consent of Pace Analytical Services, LLC.

QUALITY CONTROL DATA

Project: AMEREN LABADIE LCPA

Pace Project No.: 60286215

QC Batch: 556192

Analysis Method: SM 2320B

QC Batch Method: SM 2320B

Analysis Description: 2320B Alkalinity

Associated Lab Samples: 60286215025

METHOD BLANK: 2282069

Matrix: Water

Associated Lab Samples: 60286215025

Parameter	Units	Blank Result	Reporting Limit	MDL	Analyzed	Qualifiers
Alkalinity, Total as CaCO ₃	mg/L	<4.9	20.0	4.9	11/20/18 10:40	

LABORATORY CONTROL SAMPLE: 2282070

Parameter	Units	Spike Conc.	LCS Result	LCS % Rec	% Rec Limits	Qualifiers
Alkalinity, Total as CaCO ₃	mg/L	500	513	103	90-110	

SAMPLE DUPLICATE: 2282071

Parameter	Units	60286215025 Result	Dup Result	RPD	Max RPD	Qualifiers
Alkalinity, Total as CaCO ₃	mg/L	58.8	64.8	10	10	

SAMPLE DUPLICATE: 2282072

Parameter	Units	60286372001 Result	Dup Result	RPD	Max RPD	Qualifiers
Alkalinity, Total as CaCO ₃	mg/L	534	545	2	10	

Results presented on this page are in the units indicated by the "Units" column except where an alternate unit is presented to the right of the result.

REPORT OF LABORATORY ANALYSIS

This report shall not be reproduced, except in full,
without the written consent of Pace Analytical Services, LLC.

QUALITY CONTROL DATA

Project: AMEREN LABADIE LCPA

Pace Project No.: 60286215

QC Batch: 555016

Analysis Method: SM 2540C

QC Batch Method: SM 2540C

Analysis Description: 2540C Total Dissolved Solids

Associated Lab Samples: 60286215001, 60286215002, 60286215003, 60286215004, 60286215005, 60286215006, 60286215007, 60286215008, 60286215009, 60286215010

METHOD BLANK: 2276777

Matrix: Water

Associated Lab Samples: 60286215001, 60286215002, 60286215003, 60286215004, 60286215005, 60286215006, 60286215007, 60286215008, 60286215009, 60286215010

Parameter	Units	Blank Result	Reporting Limit	MDL	Analyzed	Qualifiers
Total Dissolved Solids	mg/L	<5.0	5.0	5.0	11/13/18 06:59	

LABORATORY CONTROL SAMPLE: 2276778

Parameter	Units	Spike Conc.	LCS Result	LCS % Rec	% Rec Limits	Qualifiers
Total Dissolved Solids	mg/L	2000	918	46	80-120	L2

SAMPLE DUPLICATE: 2276779

Parameter	Units	60286215003 Result	Dup Result	RPD	Max RPD	Qualifiers
Total Dissolved Solids	mg/L	1020	677	41	10	D6

SAMPLE DUPLICATE: 2276780

Parameter	Units	60286215007 Result	Dup Result	RPD	Max RPD	Qualifiers
Total Dissolved Solids	mg/L	427	544	24	10	D6

Results presented on this page are in the units indicated by the "Units" column except where an alternate unit is presented to the right of the result.

REPORT OF LABORATORY ANALYSIS

This report shall not be reproduced, except in full,
without the written consent of Pace Analytical Services, LLC.

QUALITY CONTROL DATA

Project: AMEREN LABADIE LCPA

Pace Project No.: 60286215

QC Batch: 555031

Analysis Method: SM 2540C

QC Batch Method: SM 2540C

Analysis Description: 2540C Total Dissolved Solids

Associated Lab Samples: 60286215011, 60286215012

METHOD BLANK: 2276914

Matrix: Water

Associated Lab Samples: 60286215011, 60286215012

Parameter	Units	Blank Result	Reporting Limit	MDL	Analyzed	Qualifiers
Total Dissolved Solids	mg/L	<5.0	5.0	5.0	11/14/18 13:57	

LABORATORY CONTROL SAMPLE: 2276915

Parameter	Units	Spike Conc.	LCS Result	LCS % Rec	% Rec Limits	Qualifiers
Total Dissolved Solids	mg/L	1000	1000	100	80-120	

SAMPLE DUPLICATE: 2276916

Parameter	Units	60286404006 Result	Dup Result	RPD	Max RPD	Qualifiers
Total Dissolved Solids	mg/L	606	610	1	10	

SAMPLE DUPLICATE: 2276918

Parameter	Units	60286318005 Result	Dup Result	RPD	Max RPD	Qualifiers
Total Dissolved Solids	mg/L	858	858	0	10	

Results presented on this page are in the units indicated by the "Units" column except where an alternate unit is presented to the right of the result.

REPORT OF LABORATORY ANALYSIS

This report shall not be reproduced, except in full,
without the written consent of Pace Analytical Services, LLC.

QUALITY CONTROL DATA

Project: AMEREN LABADIE LCPA

Pace Project No.: 60286215

QC Batch: 555353

Analysis Method: SM 2540C

QC Batch Method: SM 2540C

Analysis Description: 2540C Total Dissolved Solids

Associated Lab Samples: 60286215023, 60286215024, 60286215025

METHOD BLANK: 2278151

Matrix: Water

Associated Lab Samples: 60286215023, 60286215024, 60286215025

Parameter	Units	Blank Result	Reporting Limit	MDL	Analyzed	Qualifiers
Total Dissolved Solids	mg/L	<5.0	5.0	5.0	11/15/18 14:12	

LABORATORY CONTROL SAMPLE: 2278152

Parameter	Units	Spike Conc.	LCS Result	LCS % Rec	% Rec Limits	Qualifiers
Total Dissolved Solids	mg/L	1000	1010	101	80-120	

SAMPLE DUPLICATE: 2278153

Parameter	Units	60286488009 Result	Dup Result	RPD	Max RPD	Qualifiers
Total Dissolved Solids	mg/L	697	710	2	10	

SAMPLE DUPLICATE: 2278161

Parameter	Units	60286668008 Result	Dup Result	RPD	Max RPD	Qualifiers
Total Dissolved Solids	mg/L	620	601	3	10	

Results presented on this page are in the units indicated by the "Units" column except where an alternate unit is presented to the right of the result.

REPORT OF LABORATORY ANALYSIS

This report shall not be reproduced, except in full,
without the written consent of Pace Analytical Services, LLC.

QUALITY CONTROL DATA

Project: AMEREN LABADIE LCPA

Pace Project No.: 60286215

QC Batch: 554530

Analysis Method: SM 3500-Fe B#4

QC Batch Method: SM 3500-Fe B#4

Analysis Description: Iron, Ferrous

Associated Lab Samples: 60286215001, 60286215004, 60286215005, 60286215006, 60286215007, 60286215008, 60286215009

METHOD BLANK: 2274461

Matrix: Water

Associated Lab Samples: 60286215001, 60286215004, 60286215005, 60286215006, 60286215007, 60286215008, 60286215009

Parameter	Units	Blank Result	Reporting Limit	MDL	Analyzed	Qualifiers
Iron, Ferrous	mg/L	<0.012	0.20	0.012	11/10/18 12:07	H6

LABORATORY CONTROL SAMPLE: 2274462

Parameter	Units	Spike Conc.	LCS Result	LCS % Rec	% Rec Limits	Qualifiers
Iron, Ferrous	mg/L	2	2.0	100	90-110	H6

SAMPLE DUPLICATE: 2274464

Parameter	Units	60285787001 Result	Dup Result	RPD	Max RPD	Qualifiers
Iron, Ferrous	mg/L	1.8	1.7	4	20	H6

SAMPLE DUPLICATE: 2274465

Parameter	Units	60285787003 Result	Dup Result	RPD	Max RPD	Qualifiers
Iron, Ferrous	mg/L	0.32	0.28	13	20	H6

SAMPLE DUPLICATE: 2274466

Parameter	Units	60286214001 Result	Dup Result	RPD	Max RPD	Qualifiers
Iron, Ferrous	mg/L		13.6	1	20	H6

Results presented on this page are in the units indicated by the "Units" column except where an alternate unit is presented to the right of the result.

REPORT OF LABORATORY ANALYSIS

This report shall not be reproduced, except in full,
without the written consent of Pace Analytical Services, LLC.

QUALITY CONTROL DATA

Project: AMEREN LABADIE LCPA

Pace Project No.: 60286215

QC Batch: 554544 Analysis Method: SM 3500-Fe B#4

QC Batch Method: SM 3500-Fe B#4 Analysis Description: Iron, Ferrous

Associated Lab Samples: 60286215002, 60286215010, 60286215023, 60286215024, 60286215025

METHOD BLANK: 2274532 Matrix: Water

Associated Lab Samples: 60286215002, 60286215010, 60286215023, 60286215024, 60286215025

Parameter	Units	Blank Result	Reporting Limit	MDL	Analyzed	Qualifiers
Iron, Ferrous	mg/L	<0.012	0.20	0.012	11/10/18 13:31	H6

LABORATORY CONTROL SAMPLE: 2274533

Parameter	Units	Spike Conc.	LCS Result	LCS % Rec	% Rec Limits	Qualifiers
Iron, Ferrous	mg/L	2	2.0	100	90-110	H6

SAMPLE DUPLICATE: 2274535

Parameter	Units	60286215010 Result	Dup Result	RPD	Max RPD	Qualifiers
Iron, Ferrous	mg/L	<0.012	<0.012		20	H6

SAMPLE DUPLICATE: 2274537

Parameter	Units	60286372001 Result	Dup Result	RPD	Max RPD	Qualifiers
Iron, Ferrous	mg/L	<0.012	<0.012		20	H6

Results presented on this page are in the units indicated by the "Units" column except where an alternate unit is presented to the right of the result.

REPORT OF LABORATORY ANALYSIS

This report shall not be reproduced, except in full,
without the written consent of Pace Analytical Services, LLC.

QUALITY CONTROL DATA

Project: AMEREN LABADIE LCPA

Pace Project No.: 60286215

QC Batch: 554558 Analysis Method: SM 3500-Fe B#4

QC Batch Method: SM 3500-Fe B#4 Analysis Description: Iron, Ferrous

Associated Lab Samples: 60286215011, 60286215012

METHOD BLANK: 2274674 Matrix: Water

Associated Lab Samples: 60286215011, 60286215012

Parameter	Units	Blank Result	Reporting Limit	MDL	Analyzed	Qualifiers
Iron, Ferrous	mg/L	<0.012	0.20	0.012	11/10/18 15:43	H6

LABORATORY CONTROL SAMPLE: 2274675

Parameter	Units	Spike Conc.	LCS Result	LCS % Rec	% Rec Limits	Qualifiers
Iron, Ferrous	mg/L	2	2.0	102	90-110	H6

SAMPLE DUPLICATE: 2274676

Parameter	Units	60286318010 Result	Dup Result	RPD	Max RPD	Qualifiers
Iron, Ferrous	mg/L	0.44	0.44	0	20	H6

Results presented on this page are in the units indicated by the "Units" column except where an alternate unit is presented to the right of the result.

REPORT OF LABORATORY ANALYSIS

This report shall not be reproduced, except in full,
without the written consent of Pace Analytical Services, LLC.

QUALITY CONTROL DATA

Project: AMEREN LABADIE LCPA

Pace Project No.: 60286215

QC Batch: 554796

Analysis Method: SM 3500-Fe B#4

QC Batch Method: SM 3500-Fe B#4

Analysis Description: Iron, Ferrous

Associated Lab Samples: 60286215003

METHOD BLANK: 2275913

Matrix: Water

Associated Lab Samples: 60286215003

Parameter	Units	Blank Result	Reporting Limit	MDL	Analyzed	Qualifiers
Iron, Ferrous	mg/L	<0.012	0.20	0.012	11/14/18 15:33	H6

LABORATORY CONTROL SAMPLE: 2275914

Parameter	Units	Spike Conc.	LCS Result	LCS % Rec	% Rec Limits	Qualifiers
Iron, Ferrous	mg/L	2	2.0	101	90-110	H6

SAMPLE DUPLICATE: 2275915

Parameter	Units	60286215003 Result	Dup Result	RPD	Max RPD	Qualifiers
Iron, Ferrous	mg/L	0.094J	0.10J		20	H6

Results presented on this page are in the units indicated by the "Units" column except where an alternate unit is presented to the right of the result.

REPORT OF LABORATORY ANALYSIS

This report shall not be reproduced, except in full,
without the written consent of Pace Analytical Services, LLC.

QUALITY CONTROL DATA

Project: AMEREN LABADIE LCPA

Pace Project No.: 60286215

QC Batch: 556563

Analysis Method: EPA 300.0

QC Batch Method: EPA 300.0

Analysis Description: 300.0 IC Anions

Associated Lab Samples: 60286215002, 60286215003

METHOD BLANK: 2283534

Matrix: Water

Associated Lab Samples: 60286215002, 60286215003

Parameter	Units	Blank Result	Reporting Limit	MDL	Analyzed	Qualifiers
Chloride	mg/L	0.31J	1.0	0.29	11/21/18 18:56	
Sulfate	mg/L	<0.24	1.0	0.24	11/21/18 18:56	

LABORATORY CONTROL SAMPLE: 2283535

Parameter	Units	Spike Conc.	LCS Result	LCS % Rec	% Rec Limits	Qualifiers
Chloride	mg/L	5	4.6	91	90-110	
Sulfate	mg/L	5	4.6	91	90-110	

MATRIX SPIKE SAMPLE: 2283538

Parameter	Units	60286215003 Result	Spike Conc.	MS Result	MS % Rec	% Rec Limits	Qualifiers
Sulfate	mg/L	568	250	739	68	90-110	M1

Results presented on this page are in the units indicated by the "Units" column except where an alternate unit is presented to the right of the result.

REPORT OF LABORATORY ANALYSIS

This report shall not be reproduced, except in full,
without the written consent of Pace Analytical Services, LLC.

QUALITY CONTROL DATA

Project: AMEREN LABADIE LCPA

Pace Project No.: 60286215

QC Batch: 556691 Analysis Method: EPA 300.0
 QC Batch Method: EPA 300.0 Analysis Description: 300.0 IC Anions
 Associated Lab Samples: 60286215011, 60286215012

METHOD BLANK: 2284087 Matrix: Water

Associated Lab Samples: 60286215011, 60286215012

Parameter	Units	Blank Result	Reporting Limit	MDL	Analyzed	Qualifiers
Chloride	mg/L	<0.29	1.0	0.29	11/24/18 10:56	
Fluoride	mg/L	<0.19	0.20	0.19	11/24/18 10:56	
Sulfate	mg/L	<0.24	1.0	0.24	11/24/18 10:56	

LABORATORY CONTROL SAMPLE: 2284088

Parameter	Units	Spike Conc.	LCS Result	LCS % Rec	% Rec Limits	Qualifiers
Chloride	mg/L	5	5.0	99	90-110	
Fluoride	mg/L	2.5	2.4	95	90-110	
Sulfate	mg/L	5	5.0	101	90-110	

MATRIX SPIKE & MATRIX SPIKE DUPLICATE: 2284089 2284090

Parameter	Units	60286762001		MS		MSD		% Rec	% Rec	% Rec Limits	RPD	Max RPD	Qual
		Result	Conc.	Spike Conc.	Conc.	Result	Result						
Chloride	mg/L	2080	1000	1000	3440	3450	136	137	90-110	0	15	M1	
Fluoride	mg/L	60.2	500	500	646	640	117	116	90-110	1	15	M1	
Sulfate	mg/L	ND	1000	1000	1310	1290	121	119	90-110	2	15	M1	

MATRIX SPIKE SAMPLE: 2284091

Parameter	Units	60286318005 Result	Spike Conc.	MS Result	MS % Rec	% Rec Limits	Qualifiers
Chloride	mg/L	24.4	25	56.9	130	90-110	M1
Fluoride	mg/L	0.27	2.5	3.4	124	90-110	M1
Sulfate	mg/L	441	250	752	124	90-110	M1

Results presented on this page are in the units indicated by the "Units" column except where an alternate unit is presented to the right of the result.

REPORT OF LABORATORY ANALYSIS

This report shall not be reproduced, except in full,
without the written consent of Pace Analytical Services, LLC.

QUALITY CONTROL DATA

Project: AMEREN LABADIE LCPA
Pace Project No.: 60286215

QC Batch: 556718 Analysis Method: EPA 300.0
QC Batch Method: EPA 300.0 Analysis Description: 300.0 IC Anions
Associated Lab Samples: 60286215001, 60286215002, 60286215003, 60286215004, 60286215005, 60286215006, 60286215007, 60286215008, 60286215009

METHOD BLANK: 2284553 Matrix: Water
Associated Lab Samples: 60286215001, 60286215002, 60286215003, 60286215004, 60286215005, 60286215006, 60286215007, 60286215008, 60286215009

Parameter	Units	Blank Result	Reporting Limit	MDL	Analyzed	Qualifiers
Chloride	mg/L	<0.29	1.0	0.29	11/25/18 17:57	
Fluoride	mg/L	<0.19	0.20	0.19	11/25/18 17:57	
Sulfate	mg/L	<0.24	1.0	0.24	11/25/18 17:57	

LABORATORY CONTROL SAMPLE: 2284554

Parameter	Units	Spike Conc.	LCS Result	LCS % Rec	% Rec Limits	Qualifiers
Chloride	mg/L	5	5.2	104	90-110	
Fluoride	mg/L	2.5	2.6	105	90-110	
Sulfate	mg/L	5	5.2	105	90-110	

MATRIX SPIKE & MATRIX SPIKE DUPLICATE: 2284555 2284556

Parameter	Units	60286214001		2284556		MS % Rec	MSD % Rec	% Rec Limits	RPD	Max RPD	Qual
		MS Spike Conc.	MSD Spike Conc.	MS Result	MSD Result						
Chloride	mg/L	5	5	21.1	21.6	95	104	90-110	2	15	E
Fluoride	mg/L	2.5	2.5	3.0	3.2	114	121	90-110	6	15	M1
Sulfate	mg/L	500	500	1430	1420	90	88	90-110	1	15	M1

MATRIX SPIKE SAMPLE: 2284557

Parameter	Units	60286215003 Result	Spike Conc.	MS Result	MS % Rec	% Rec Limits	Qualifiers
Chloride	mg/L	14.5	5	19.5	100	90-110	
Fluoride	mg/L	0.29	2.5	2.9	104	90-110	

Results presented on this page are in the units indicated by the "Units" column except where an alternate unit is presented to the right of the result.

REPORT OF LABORATORY ANALYSIS

This report shall not be reproduced, except in full,
without the written consent of Pace Analytical Services, LLC.

QUALITY CONTROL DATA

Project: AMEREN LABADIE LCPA

Pace Project No.: 60286215

QC Batch: 556826 Analysis Method: EPA 300.0
 QC Batch Method: EPA 300.0 Analysis Description: 300.0 IC Anions
 Associated Lab Samples: 60286215023, 60286215024, 60286215025

METHOD BLANK: 2284823 Matrix: Water

Associated Lab Samples: 60286215023, 60286215024, 60286215025

Parameter	Units	Blank Result	Reporting Limit	MDL	Analyzed	Qualifiers
Chloride	mg/L	<0.29	1.0	0.29	11/26/18 17:58	
Fluoride	mg/L	<0.19	0.20	0.19	11/26/18 17:58	
Sulfate	mg/L	<0.24	1.0	0.24	11/26/18 17:58	

LABORATORY CONTROL SAMPLE: 2284824

Parameter	Units	Spike Conc.	LCS Result	LCS % Rec	% Rec Limits	Qualifiers
Chloride	mg/L	5	4.8	95	90-110	
Fluoride	mg/L	2.5	2.5	99	90-110	
Sulfate	mg/L	5	5.0	100	90-110	

MATRIX SPIKE & MATRIX SPIKE DUPLICATE: 2284825 2284826

Parameter	Units	60286358005		MS		MSD		MS		MSD		% Rec Limits	RPD	Max RPD	Qual
		Result	Conc.	Spike Conc.	Spike Conc.	Result	Result	% Rec	% Rec						
Chloride	mg/L	4.7	5	5	5	9.7	9.7	99	100	90-110	1	15			
Fluoride	mg/L	0.22	2.5	2.5	2.5	2.9	2.9	106	109	90-110	2	15			
Sulfate	mg/L	10.1	5	5	5	15.3	15.3	103	105	90-110	1	15			

MATRIX SPIKE SAMPLE: 2284827

Parameter	Units	60286372001 Result	Spike Conc.	MS Result	MS % Rec	% Rec Limits	Qualifiers
Chloride	mg/L	3.7	5	5.7	38	90-110	M1
Fluoride	mg/L	0.29	2.5	1.3	40	90-110	M1
Sulfate	mg/L	96.8	50	115	37	90-110	M1

Results presented on this page are in the units indicated by the "Units" column except where an alternate unit is presented to the right of the result.

REPORT OF LABORATORY ANALYSIS

This report shall not be reproduced, except in full,
without the written consent of Pace Analytical Services, LLC.

QUALITY CONTROL DATA

Project: AMEREN LABADIE LCPA

Pace Project No.: 60286215

QC Batch: 556901

Analysis Method: EPA 300.0

QC Batch Method: EPA 300.0

Analysis Description: 300.0 IC Anions

Associated Lab Samples: 60286215010

METHOD BLANK: 2285072

Matrix: Water

Associated Lab Samples: 60286215010

Parameter	Units	Blank Result	Reporting Limit	MDL	Analyzed	Qualifiers
Chloride	mg/L	<0.29	1.0	0.29	11/26/18 10:01	
Fluoride	mg/L	<0.19	0.20	0.19	11/26/18 10:01	
Sulfate	mg/L	<0.24	1.0	0.24	11/26/18 10:01	

LABORATORY CONTROL SAMPLE: 2285073

Parameter	Units	Spike Conc.	LCS Result	LCS % Rec	% Rec Limits	Qualifiers
Chloride	mg/L	5	4.8	96	90-110	
Fluoride	mg/L	2.5	2.3	92	90-110	
Sulfate	mg/L	5	5.0	99	90-110	

Results presented on this page are in the units indicated by the "Units" column except where an alternate unit is presented to the right of the result.

REPORT OF LABORATORY ANALYSIS

This report shall not be reproduced, except in full,
without the written consent of Pace Analytical Services, LLC.

QUALITY CONTROL DATA

Project: AMEREN LABADIE LCPA

Pace Project No.: 60286215

QC Batch: 557819

Analysis Method: EPA 300.0

QC Batch Method: EPA 300.0

Analysis Description: 300.0 IC Anions

Associated Lab Samples: 60286215024

METHOD BLANK: 2288548

Matrix: Water

Associated Lab Samples: 60286215024

Parameter	Units	Blank Result	Reporting Limit	MDL	Analyzed	Qualifiers
Chloride	mg/L	<0.29	1.0	0.29	12/01/18 16:31	

LABORATORY CONTROL SAMPLE: 2288549

Parameter	Units	Spike Conc.	LCS Result	LCS % Rec	% Rec Limits	Qualifiers
Chloride	mg/L	10	9.6	96	90-110	

MATRIX SPIKE & MATRIX SPIKE DUPLICATE: 2288550 2288551

Parameter	Units	60286569009		2288551		MS % Rec	MSD % Rec	% Rec Limits	RPD	Max RPD	Qual
		MS Result	MSD Spike Conc.	MS Result	MSD Spike Conc.						
Chloride	mg/L	<0.29	5	5	4.4	4.4	89	88	90-110	1	15 M1

Results presented on this page are in the units indicated by the "Units" column except where an alternate unit is presented to the right of the result.

REPORT OF LABORATORY ANALYSIS

This report shall not be reproduced, except in full,
without the written consent of Pace Analytical Services, LLC.

QUALITY CONTROL DATA

Project: AMEREN LABADIE LCPA

Pace Project No.: 60286215

QC Batch:	554773	Analysis Method:	EPA 365.4
QC Batch Method:	EPA 365.4	Analysis Description:	365.4 Phosphorus
Associated Lab Samples:	60286215001, 60286215002, 60286215003, 60286215004, 60286215005, 60286215006, 60286215007, 60286215008, 60286215009, 60286215010		

METHOD BLANK:	2275875	Matrix:	Water
Associated Lab Samples:	60286215001, 60286215002, 60286215003, 60286215004, 60286215005, 60286215006, 60286215007, 60286215008, 60286215009, 60286215010		

Parameter	Units	Blank Result	Reporting Limit	MDL	Analyzed	Qualifiers
Phosphorus	mg/L	<0.050	0.10	0.050	11/14/18 16:24	

LABORATORY CONTROL SAMPLE: 2275876						
Parameter	Units	Spike Conc.	LCS Result	LCS % Rec	% Rec Limits	Qualifiers
Phosphorus	mg/L	2	2.0	98	90-110	

MATRIX SPIKE SAMPLE: 2275877							
Parameter	Units	60286214003 Result	Spike Conc.	MS Result	MS % Rec	% Rec Limits	Qualifiers
Phosphorus	mg/L		2	2.7	90	90-110	

MATRIX SPIKE SAMPLE: 2278555							
Parameter	Units	60286215005 Result	Spike Conc.	MS Result	MS % Rec	% Rec Limits	Qualifiers
Phosphorus	mg/L	0.76	2	2.6	90	90-110	

SAMPLE DUPLICATE: 2275878						
Parameter	Units	60286215003 Result	Dup Result	RPD	Max RPD	Qualifiers
Phosphorus	mg/L	0.23	0.25	9	10	

Results presented on this page are in the units indicated by the "Units" column except where an alternate unit is presented to the right of the result.

REPORT OF LABORATORY ANALYSIS

This report shall not be reproduced, except in full,
without the written consent of Pace Analytical Services, LLC.

QUALITY CONTROL DATA

Project: AMEREN LABADIE LCPA

Pace Project No.: 60286215

QC Batch: 554982

Analysis Method: EPA 365.4

QC Batch Method: EPA 365.4

Analysis Description: 365.4 Phosphorus

Associated Lab Samples: 60286215011, 60286215012

METHOD BLANK: 2276684

Matrix: Water

Associated Lab Samples: 60286215011, 60286215012

Parameter	Units	Blank Result	Reporting Limit	MDL	Analyzed	Qualifiers
Phosphorus	mg/L	<0.050	0.10	0.050	11/15/18 10:17	

LABORATORY CONTROL SAMPLE: 2276685

Parameter	Units	Spike Conc.	LCS Result	LCS % Rec	% Rec Limits	Qualifiers
Phosphorus	mg/L	2	2.0	101	90-110	

MATRIX SPIKE SAMPLE: 2276686

Parameter	Units	60286529001 Result	Spike Conc.	MS Result	MS % Rec	% Rec Limits	Qualifiers
Phosphorus	mg/L	12.2	2	13.8	83	90-110	M1

MATRIX SPIKE SAMPLE: 2276688

Parameter	Units	60286318005 Result	Spike Conc.	MS Result	MS % Rec	% Rec Limits	Qualifiers
Phosphorus	mg/L	0.19	2	2.1	96	90-110	

SAMPLE DUPLICATE: 2276687

Parameter	Units	60286215011 Result	Dup Result	RPD	Max RPD	Qualifiers
Phosphorus	mg/L	0.068J	0.056J		10	

Results presented on this page are in the units indicated by the "Units" column except where an alternate unit is presented to the right of the result.

REPORT OF LABORATORY ANALYSIS

This report shall not be reproduced, except in full,
without the written consent of Pace Analytical Services, LLC.

QUALITY CONTROL DATA

Project: AMEREN LABADIE LCPA

Pace Project No.: 60286215

QC Batch: 554983 Analysis Method: EPA 365.4
 QC Batch Method: EPA 365.4 Analysis Description: 365.4 Phosphorus
 Associated Lab Samples: 60286215023, 60286215024, 60286215025

METHOD BLANK: 2276689 Matrix: Water

Associated Lab Samples: 60286215023, 60286215024, 60286215025

Parameter	Units	Blank Result	Reporting Limit	MDL	Analyzed	Qualifiers
Phosphorus	mg/L	<0.050	0.10	0.050	11/15/18 10:53	

LABORATORY CONTROL SAMPLE: 2276690

Parameter	Units	Spike Conc.	LCS Result	LCS % Rec	% Rec Limits	Qualifiers
Phosphorus	mg/L	2	1.9	97	90-110	

MATRIX SPIKE SAMPLE: 2276691

Parameter	Units	60286318014 Result	Spike Conc.	MS Result	MS % Rec	% Rec Limits	Qualifiers
Phosphorus	mg/L	<0.050	2	1.9	96	90-110	

MATRIX SPIKE SAMPLE: 2276693

Parameter	Units	60286270003 Result	Spike Conc.	MS Result	MS % Rec	% Rec Limits	Qualifiers
Phosphorus	mg/L	2.9	2	4.8	91	90-110	

SAMPLE DUPLICATE: 2276692

Parameter	Units	60286214007 Result	Dup Result	RPD	Max RPD	Qualifiers
Phosphorus	mg/L		0.36	3	10	

Results presented on this page are in the units indicated by the "Units" column except where an alternate unit is presented to the right of the result.

REPORT OF LABORATORY ANALYSIS

This report shall not be reproduced, except in full,
without the written consent of Pace Analytical Services, LLC.

ANALYTICAL RESULTS - RADIOCHEMISTRY

Project: AMEREN LABADIE LCPA

Pace Project No.: 60286215

Sample: L-UMW-1D		Lab ID: 60286215001	Collected: 11/07/18 13:35	Received: 11/08/18 04:02	Matrix: Water		
PWS:		Site ID:	Sample Type:				
Parameters	Method	Act ± Unc (MDC) Carr Trac		Units	Analyzed	CAS No.	Qual
Radium-226	EPA 903.1	1.20 ± 0.545 (0.163)		pCi/L	12/06/18 20:58	13982-63-3	
		C:NA T:88%					
Radium-228	EPA 904.0	3.13 ± 0.793 (0.717)		pCi/L	12/06/18 12:32	15262-20-1	
		C:72% T:81%					

REPORT OF LABORATORY ANALYSIS

This report shall not be reproduced, except in full,
without the written consent of Pace Analytical Services, LLC.

ANALYTICAL RESULTS - RADIOCHEMISTRY

Project: AMEREN LABADIE LCPA

Pace Project No.: 60286215

Parameters	Method	Act ± Unc (MDC) Carr Trac	Units	Analyzed	CAS No.	Qual
Radium-226	EPA 903.1	0.239 ± 0.332 (0.554) C:NA T:85%	pCi/L	12/06/18 20:58	13982-63-3	
Radium-228	EPA 904.0	1.60 ± 0.653 (0.986) C:67% T:58%	pCi/L	12/06/18 12:32	15262-20-1	

REPORT OF LABORATORY ANALYSIS

This report shall not be reproduced, except in full,
without the written consent of Pace Analytical Services, LLC.

ANALYTICAL RESULTS - RADIOCHEMISTRY

Project: AMEREN LABADIE LCPA

Pace Project No.: 60286215

Sample: L-UMW-7D **Lab ID: 60286215003** Collected: 11/07/18 14:45 Received: 11/08/18 04:02 Matrix: Water
PWS: Site ID: Sample Type:

Parameters	Method	Act ± Unc (MDC) Carr Trac	Units	Analyzed	CAS No.	Qual
Radium-226	EPA 903.1	0.740 ± 0.598 (0.870) C:NA T:86%	pCi/L	12/06/18 21:12	13982-63-3	
Radium-228	EPA 904.0	0.634 ± 0.471 (0.900) C:67% T:61%	pCi/L	12/06/18 12:33	15262-20-1	

REPORT OF LABORATORY ANALYSIS

This report shall not be reproduced, except in full,
without the written consent of Pace Analytical Services, LLC.

ANALYTICAL RESULTS - RADIOCHEMISTRY

Project: AMEREN LABADIE LCPA

Pace Project No.: 60286215

Sample: L-UMW-8D **Lab ID: 60286215004** Collected: 11/07/18 10:55 Received: 11/08/18 04:02 Matrix: Water
PWS: Site ID: Sample Type:

Parameters	Method	Act ± Unc (MDC) Carr Trac	Units	Analyzed	CAS No.	Qual
Radium-226	EPA 903.1	0.708 ± 0.584 (0.843) C:NA T:83%	pCi/L	12/06/18 21:12	13982-63-3	
Radium-228	EPA 904.0	1.02 ± 0.551 (0.980) C:71% T:63%	pCi/L	12/06/18 12:33	15262-20-1	

REPORT OF LABORATORY ANALYSIS

This report shall not be reproduced, except in full,
without the written consent of Pace Analytical Services, LLC.

ANALYTICAL RESULTS - RADIOCHEMISTRY

Project: AMEREN LABADIE LCPA

Pace Project No.: 60286215

Parameters	Method	Act ± Unc (MDC) Carr Trac	Units	Analyzed	CAS No.	Qual
Radium-226	EPA 903.1	0.565 ± 0.512 (0.755) C:NA T:86%	pCi/L	12/06/18 21:12	13982-63-3	
Radium-228	EPA 904.0	1.19 ± 0.602 (1.05) C:64% T:69%	pCi/L	12/06/18 12:33	15262-20-1	

REPORT OF LABORATORY ANALYSIS

This report shall not be reproduced, except in full,
without the written consent of Pace Analytical Services, LLC.

ANALYTICAL RESULTS - RADIOCHEMISTRY

Project: AMEREN LABADIE LCPA

Pace Project No.: 60286215

Parameters	Method	Act ± Unc (MDC) Carr Trac	Units	Analyzed	CAS No.	Qual
Radium-226	EPA 903.1	2.35 ± 0.752 (0.384) C:NA T:98%	pCi/L	12/06/18 21:12	13982-63-3	
Radium-228	EPA 904.0	1.79 ± 0.595 (0.757) C:68% T:73%	pCi/L	12/06/18 12:33	15262-20-1	

REPORT OF LABORATORY ANALYSIS

This report shall not be reproduced, except in full,
without the written consent of Pace Analytical Services, LLC.

ANALYTICAL RESULTS - RADIOCHEMISTRY

Project: AMEREN LABADIE LCPA

Pace Project No.: 60286215

Sample: L-BMW-2D		Lab ID: 60286215007	Collected: 11/07/18 11:40	Received: 11/08/18 04:02	Matrix: Water		
PWS:		Site ID:	Sample Type:				
Parameters	Method	Act ± Unc (MDC) Carr Trac		Units	Analyzed	CAS No.	Qual
Radium-226	EPA 903.1	0.424 ± 0.396 (0.562)		pCi/L	12/06/18 21:12	13982-63-3	
		C:NA T:92%					
Radium-228	EPA 904.0	0.689 ± 0.444 (0.839)		pCi/L	12/06/18 12:33	15262-20-1	
		C:66% T:83%					

REPORT OF LABORATORY ANALYSIS

This report shall not be reproduced, except in full,
without the written consent of Pace Analytical Services, LLC.

ANALYTICAL RESULTS - RADIOCHEMISTRY

Project: AMEREN LABADIE LCPA

Pace Project No.: 60286215

Sample: L-UMW-DUP-1 **Lab ID: 60286215008** Collected: 11/07/18 08:00 Received: 11/08/18 04:02 Matrix: Water
PWS: Site ID: Sample Type:

Parameters	Method	Act ± Unc (MDC) Carr Trac	Units	Analyzed	CAS No.	Qual
Radium-226	EPA 903.1	0.415 ± 0.352 (0.436) C:NA T:85%	pCi/L	12/06/18 21:12	13982-63-3	
Radium-228	EPA 904.0	1.35 ± 0.492 (0.702) C:69% T:85%	pCi/L	12/06/18 12:33	15262-20-1	

REPORT OF LABORATORY ANALYSIS

This report shall not be reproduced, except in full,
without the written consent of Pace Analytical Services, LLC.

ANALYTICAL RESULTS - RADIOCHEMISTRY

Project: AMEREN LABADIE LCPA

Pace Project No.: 60286215

Parameters	Method	Act ± Unc (MDC) Carr Trac	Units	Analyzed	CAS No.	Qual
Radium-226	EPA 903.1	0.929 ± 0.544 (0.625) C:NA T:90%	pCi/L	12/06/18 21:26	13982-63-3	
Radium-228	EPA 904.0	2.11 ± 0.588 (0.642) C:81% T:91%	pCi/L	12/07/18 15:46	15262-20-1	

REPORT OF LABORATORY ANALYSIS

This report shall not be reproduced, except in full,
without the written consent of Pace Analytical Services, LLC.

ANALYTICAL RESULTS - RADIOCHEMISTRY

Project: AMEREN LABADIE LCPA

Pace Project No.: 60286215

Sample: L-UMW-FB-1 **Lab ID: 60286215010** Collected: 11/07/18 14:30 Received: 11/08/18 04:02 Matrix: Water
PWS: Site ID: Sample Type:

Parameters	Method	Act ± Unc (MDC) Carr Trac	Units	Analyzed	CAS No.	Qual
Radium-226	EPA 903.1	0.111 ± 0.266 (0.515) C:NA T:91%	pCi/L	12/06/18 21:26	13982-63-3	
Radium-228	EPA 904.0	0.158 ± 0.387 (0.864) C:73% T:77%	pCi/L	12/07/18 15:46	15262-20-1	

REPORT OF LABORATORY ANALYSIS

This report shall not be reproduced, except in full,
without the written consent of Pace Analytical Services, LLC.

ANALYTICAL RESULTS - RADIOCHEMISTRY

Project: AMEREN LABADIE LCPA

Pace Project No.: 60286215

Parameters	Method	Act ± Unc (MDC) Carr Trac	Units	Analyzed	CAS No.	Qual
Radium-226	EPA 903.1	0.437 ± 0.327 (0.169) C:NA T:88%	pCi/L	12/06/18 21:26	13982-63-3	
Radium-228	EPA 904.0	0.214 ± 0.357 (0.777) C:77% T:83%	pCi/L	12/06/18 11:04	15262-20-1	

REPORT OF LABORATORY ANALYSIS

This report shall not be reproduced, except in full,
without the written consent of Pace Analytical Services, LLC.

ANALYTICAL RESULTS - RADIOCHEMISTRY

Project: AMEREN LABADIE LCPA

Pace Project No.: 60286215

Parameters	Method	Act ± Unc (MDC) Carr Trac	Units	Analyzed	CAS No.	Qual
Radium-226	EPA 903.1	0.308 ± 0.321 (0.453) C:NA T:82%	pCi/L	12/06/18 21:26	13982-63-3	
Radium-228	EPA 904.0	0.393 ± 0.364 (0.739) C:75% T:86%	pCi/L	12/06/18 11:04	15262-20-1	

REPORT OF LABORATORY ANALYSIS

This report shall not be reproduced, except in full,
without the written consent of Pace Analytical Services, LLC.

ANALYTICAL RESULTS - RADIOCHEMISTRY

Project: AMEREN LABADIE LCPA

Pace Project No.: 60286215

Parameters	Method	Act ± Unc (MDC) Carr Trac	Units	Analyzed	CAS No.	Qual
Radium-226	EPA 903.1	0.495 ± 0.347 (0.168) C:NA T:84%	pCi/L	12/06/18 21:26	13982-63-3	
Radium-228	EPA 904.0	-0.160 ± 0.317 (0.769) C:73% T:88%	pCi/L	12/06/18 11:04	15262-20-1	

REPORT OF LABORATORY ANALYSIS

This report shall not be reproduced, except in full,
without the written consent of Pace Analytical Services, LLC.

ANALYTICAL RESULTS - RADIOCHEMISTRY

Project: AMEREN LABADIE LCPA

Pace Project No.: 60286215

Sample: L-UMW-4D	Lab ID: 60286215024	Collected: 11/09/18 09:15	Received: 11/10/18 06:25	Matrix: Water		
PWS:	Site ID:	Sample Type:				
Parameters	Method	Act ± Unc (MDC) Carr Trac	Units	Analyzed	CAS No.	Qual
Radium-226	EPA 903.1	0.800 ± 0.429 (0.155) C:NA T:89%	pCi/L	12/06/18 21:26	13982-63-3	
Radium-228	EPA 904.0	0.275 ± 0.425 (0.920) C:73% T:88%	pCi/L	12/06/18 11:05	15262-20-1	

REPORT OF LABORATORY ANALYSIS

This report shall not be reproduced, except in full,
without the written consent of Pace Analytical Services, LLC.

ANALYTICAL RESULTS - RADIOCHEMISTRY

Project: AMEREN LABADIE LCPA

Pace Project No.: 60286215

Sample: L-UMW-6D		Lab ID: 60286215025	Collected: 11/09/18 10:35	Received: 11/10/18 06:25	Matrix: Water		
PWS:		Site ID:	Sample Type:				
Parameters	Method	Act ± Unc (MDC) Carr Trac		Units	Analyzed	CAS No.	Qual
Radium-226	EPA 903.1	0.567 ± 0.376 (0.171)		pCi/L	12/06/18 21:43	13982-63-3	
		C:NA T:86%					
Radium-228	EPA 904.0	0.420 ± 0.339 (0.673)		pCi/L	12/06/18 11:05	15262-20-1	
		C:78% T:91%					

REPORT OF LABORATORY ANALYSIS

This report shall not be reproduced, except in full,
without the written consent of Pace Analytical Services, LLC.

ANALYTICAL RESULTS - RADIOCHEMISTRY

Project: AMEREN LABADIE LCPA

Pace Project No.: 60286215

Sample: L-UMW-7D MS		Lab ID: 60286215028	Collected: 11/07/18 14:45	Received: 11/08/18 04:02	Matrix: Water	
PWS:		Site ID:	Sample Type:			
Parameters	Method	Act ± Unc (MDC) Carr Trac	Units	Analyzed	CAS No.	Qual
Radium-226	EPA 903.1	103.94 %REC ± NA (NA) C:NA T:NA	pCi/L	12/06/18 21:43	13982-63-3	
Radium-228	EPA 904.0	88.66 %REC ± NA (NA) C:NA T:NA	pCi/L	12/06/18 12:33	15262-20-1	

REPORT OF LABORATORY ANALYSIS

This report shall not be reproduced, except in full,
without the written consent of Pace Analytical Services, LLC.

ANALYTICAL RESULTS - RADIOCHEMISTRY

Project: AMEREN LABADIE LCPA

Pace Project No.: 60286215

Sample: L-UMW-7D MSD		Lab ID: 60286215029	Collected: 11/07/18 14:45	Received: 11/08/18 04:02	Matrix: Water		
PWS:		Site ID:	Sample Type:				
Parameters	Method	Act ± Unc (MDC) Carr Trac		Units	Analyzed	CAS No.	Qual
Radium-226	EPA 903.1	102.15 %REC	1.74 RPD ±	pCi/L	12/06/18 21:43	13982-63-3	
		NA (NA)					
		C:NA T:NA					
Radium-228	EPA 904.0	90.47 %REC	2.02 RPD ±	pCi/L	12/06/18 12:33	15262-20-1	
		NA (NA)					
		C:NA T:NA					

REPORT OF LABORATORY ANALYSIS

This report shall not be reproduced, except in full,
without the written consent of Pace Analytical Services, LLC.

QUALITY CONTROL - RADIOCHEMISTRY

Project: AMEREN LABADIE LCPA

Pace Project No.: 60286215

QC Batch:	321152	Analysis Method:	EPA 904.0
QC Batch Method:	EPA 904.0	Analysis Description:	904.0 Radium 228
Associated Lab Samples:	60286215001, 60286215002, 60286215003, 60286215004, 60286215005, 60286215006, 60286215007, 60286215008, 60286215028, 60286215029		

METHOD BLANK:	1566304	Matrix:	Water
Associated Lab Samples:	60286215001, 60286215002, 60286215003, 60286215004, 60286215005, 60286215006, 60286215007, 60286215008, 60286215028, 60286215029		

Parameter	Act ± Unc (MDC) Carr Trac	Units	Analyzed	Qualifiers
Radium-228	0.436 ± 0.396 (0.801) C:80% T:65%	pCi/L	12/06/18 12:32	

Results presented on this page are in the units indicated by the "Units" column except where an alternate unit is presented to the right of the result.

REPORT OF LABORATORY ANALYSIS

This report shall not be reproduced, except in full,
without the written consent of Pace Analytical Services, LLC.

QUALITY CONTROL - RADIOCHEMISTRY

Project: AMEREN LABADIE LCPA

Pace Project No.: 60286215

QC Batch: 321153 Analysis Method: EPA 904.0

QC Batch Method: EPA 904.0 Analysis Description: 904.0 Radium 228

Associated Lab Samples: 60286215011, 60286215012, 60286215023, 60286215024, 60286215025

METHOD BLANK: 1566305 Matrix: Water

Associated Lab Samples: 60286215011, 60286215012, 60286215023, 60286215024, 60286215025

Parameter	Act ± Unc (MDC) Carr Trac	Units	Analyzed	Qualifiers
Radium-228	0.196 ± 0.321 (0.697) C:82% T:78%	pCi/L	12/06/18 11:04	

Results presented on this page are in the units indicated by the "Units" column except where an alternate unit is presented to the right of the result.

REPORT OF LABORATORY ANALYSIS

This report shall not be reproduced, except in full,
without the written consent of Pace Analytical Services, LLC.

QUALITY CONTROL - RADIOCHEMISTRY

Project: AMEREN LABADIE LCPA

Pace Project No.: 60286215

QC Batch: 321138 Analysis Method: EPA 903.1
 QC Batch Method: EPA 903.1 Analysis Description: 903.1 Radium-226
 Associated Lab Samples: 60286215001, 60286215002, 60286215003, 60286215004, 60286215005, 60286215006, 60286215007,
 60286215008, 60286215009, 60286215010, 60286215011, 60286215012, 60286215023, 60286215024,
 60286215025, 60286215028, 60286215029

METHOD BLANK: 1566284 Matrix: Water
 Associated Lab Samples: 60286215001, 60286215002, 60286215003, 60286215004, 60286215005, 60286215006, 60286215007,
 60286215008, 60286215009, 60286215010, 60286215011, 60286215012, 60286215023, 60286215024,
 60286215025, 60286215028, 60286215029

Parameter	Act ± Unc (MDC) Carr Trac	Units	Analyzed	Qualifiers
Radium-226	0.119 ± 0.271 (0.437) C:NA T:88%	pCi/L	12/06/18 20:58	

Results presented on this page are in the units indicated by the "Units" column except where an alternate unit is presented to the right of the result.

REPORT OF LABORATORY ANALYSIS

This report shall not be reproduced, except in full,
without the written consent of Pace Analytical Services, LLC.

QUALITY CONTROL - RADIOCHEMISTRY

Project: AMEREN LABADIE LCPA

Pace Project No.: 60286215

QC Batch: 321140

Analysis Method: EPA 903.1

QC Batch Method: EPA 903.1

Analysis Description: 903.1 Radium-226

Associated Lab Samples:

METHOD BLANK: 1566289

Matrix: Water

Associated Lab Samples:

Parameter	Act ± Unc (MDC) Carr Trac	Units	Analyzed	Qualifiers
Radium-226	0.323 ± 0.449 (0.749) C:NA T:95%	pCi/L	12/12/18 10:00	

Results presented on this page are in the units indicated by the "Units" column except where an alternate unit is presented to the right of the result.

REPORT OF LABORATORY ANALYSIS

This report shall not be reproduced, except in full,
without the written consent of Pace Analytical Services, LLC.

QUALITY CONTROL - RADIOCHEMISTRY

Project: AMEREN LABADIE LCPA

Pace Project No.: 60286215

QC Batch:	321154	Analysis Method:	EPA 904.0
QC Batch Method:	EPA 904.0	Analysis Description:	904.0 Radium 228
Associated Lab Samples:	60286215009, 60286215010		

METHOD BLANK: 1566306 Matrix: Water

Associated Lab Samples: 60286215009, 60286215010

Parameter	Act ± Unc (MDC) Carr Trac	Units	Analyzed	Qualifiers
Radium-228	0.125 ± 0.292 (0.652) C:80% T:79%	pCi/L	12/07/18 11:19	

Results presented on this page are in the units indicated by the "Units" column except where an alternate unit is presented to the right of the result.

REPORT OF LABORATORY ANALYSIS

This report shall not be reproduced, except in full,
without the written consent of Pace Analytical Services, LLC.

QUALIFIERS

Project: AMEREN LABADIE LCPA

Pace Project No.: 60286215

DEFINITIONS

DF - Dilution Factor, if reported, represents the factor applied to the reported data due to dilution of the sample aliquot.

ND - Not Detected at or above adjusted reporting limit.

TNTC - Too Numerous To Count

J - Estimated concentration above the adjusted method detection limit and below the adjusted reporting limit.

MDL - Adjusted Method Detection Limit.

PQL - Practical Quantitation Limit.

RL - Reporting Limit - The lowest concentration value that meets project requirements for quantitative data with known precision and bias for a specific analyte in a specific matrix.

S - Surrogate

1,2-Diphenylhydrazine decomposes to and cannot be separated from Azobenzene using Method 8270. The result for each analyte is a combined concentration.

Consistent with EPA guidelines, unrounded data are displayed and have been used to calculate % recovery and RPD values.

LCS(D) - Laboratory Control Sample (Duplicate)

MS(D) - Matrix Spike (Duplicate)

DUP - Sample Duplicate

RPD - Relative Percent Difference

NC - Not Calculable.

SG - Silica Gel - Clean-Up

U - Indicates the compound was analyzed for, but not detected.

N-Nitrosodiphenylamine decomposes and cannot be separated from Diphenylamine using Method 8270. The result reported for each analyte is a combined concentration.

Act - Activity

Unc - Uncertainty: SDWA = 1.96 sigma count uncertainty, all other matrices = Expanded Uncertainty (95% confidence interval).

Gamma Spec = Expanded Uncertainty (95.4% Confidence Interval)

(MDC) - Minimum Detectable Concentration

Trac - Tracer Recovery (%)

Carr - Carrier Recovery (%)

Pace Analytical is TNI accredited. Contact your Pace PM for the current list of accredited analytes.

TNI - The NELAC Institute.

LABORATORIES

PASI-K Pace Analytical Services - Kansas City

PASI-PA Pace Analytical Services - Greensburg

ANALYTE QUALIFIERS

B Analyte was detected in the associated method blank.

D6 The precision between the sample and sample duplicate exceeded laboratory control limits.

E Analyte concentration exceeded the calibration range. The reported result is estimated.

H6 Analysis initiated outside of the 15 minute EPA required holding time.

L2 Analyte recovery in the laboratory control sample (LCS) was below QC limits. Results for this analyte in associated samples may be biased low.

M1 Matrix spike recovery exceeded QC limits. Batch accepted based on laboratory control sample (LCS) recovery.

REPORT OF LABORATORY ANALYSIS

This report shall not be reproduced, except in full,
without the written consent of Pace Analytical Services, LLC.

QUALITY CONTROL DATA CROSS REFERENCE TABLE

Project: AMEREN LABADIE LCPA

Pace Project No.: 60286215

Lab ID	Sample ID	QC Batch Method	QC Batch	Analytical Method	Analytical Batch
60286215001	L-UMW-1D	EPA 200.7	554744	EPA 200.7	554814
60286215002	L-UMW-2D	EPA 200.7	554744	EPA 200.7	554814
60286215003	L-UMW-7D	EPA 200.7	554744	EPA 200.7	554814
60286215004	L-UMW-8D	EPA 200.7	554744	EPA 200.7	554814
60286215005	L-UMW-9D	EPA 200.7	554744	EPA 200.7	554814
60286215006	L-BMW-1D	EPA 200.7	554744	EPA 200.7	554814
60286215007	L-BMW-2D	EPA 200.7	554744	EPA 200.7	554814
60286215008	L-UMW-DUP-1	EPA 200.7	554744	EPA 200.7	554814
60286215009	L-UMW-DUP-2	EPA 200.7	554744	EPA 200.7	554814
60286215010	L-UMW-FB-1	EPA 200.7	554744	EPA 200.7	554814
60286215011	L-UMW-5D	EPA 200.7	554744	EPA 200.7	554814
60286215012	L-UMW-FB-2	EPA 200.7	554744	EPA 200.7	554814
60286215023	L-UMW-3D	EPA 200.7	556876	EPA 200.7	556951
60286215024	L-UMW-4D	EPA 200.7	556876	EPA 200.7	556951
60286215025	L-UMW-6D	EPA 200.7	556876	EPA 200.7	556951
60286215001	L-UMW-1D	EPA 200.8	554584	EPA 200.8	554713
60286215002	L-UMW-2D	EPA 200.8	554584	EPA 200.8	554713
60286215003	L-UMW-7D	EPA 200.8	554585	EPA 200.8	554714
60286215004	L-UMW-8D	EPA 200.8	554585	EPA 200.8	554714
60286215005	L-UMW-9D	EPA 200.8	554585	EPA 200.8	554714
60286215006	L-BMW-1D	EPA 200.8	554585	EPA 200.8	554714
60286215007	L-BMW-2D	EPA 200.8	554585	EPA 200.8	554714
60286215008	L-UMW-DUP-1	EPA 200.8	554585	EPA 200.8	554714
60286215009	L-UMW-DUP-2	EPA 200.8	555338	EPA 200.8	555405
60286215010	L-UMW-FB-1	EPA 200.8	555338	EPA 200.8	555405
60286215011	L-UMW-5D	EPA 200.8	555338	EPA 200.8	555405
60286215012	L-UMW-FB-2	EPA 200.8	555338	EPA 200.8	555405
60286215023	L-UMW-3D	EPA 200.8	556679	EPA 200.8	556837
60286215024	L-UMW-4D	EPA 200.8	556679	EPA 200.8	556837
60286215025	L-UMW-6D	EPA 200.8	556679	EPA 200.8	556837
60286215001	L-UMW-1D	EPA 903.1	321138		
60286215002	L-UMW-2D	EPA 903.1	321138		
60286215003	L-UMW-7D	EPA 903.1	321138		
60286215004	L-UMW-8D	EPA 903.1	321138		
60286215005	L-UMW-9D	EPA 903.1	321138		
60286215006	L-BMW-1D	EPA 903.1	321138		
60286215007	L-BMW-2D	EPA 903.1	321138		
60286215008	L-UMW-DUP-1	EPA 903.1	321138		
60286215009	L-UMW-DUP-2	EPA 903.1	321138		
60286215010	L-UMW-FB-1	EPA 903.1	321138		
60286215011	L-UMW-5D	EPA 903.1	321138		
60286215012	L-UMW-FB-2	EPA 903.1	321138		
60286215023	L-UMW-3D	EPA 903.1	321138		
60286215024	L-UMW-4D	EPA 903.1	321138		
60286215025	L-UMW-6D	EPA 903.1	321138		
60286215028	L-UMW-7D MS	EPA 903.1	321138		

REPORT OF LABORATORY ANALYSIS

This report shall not be reproduced, except in full,
without the written consent of Pace Analytical Services, LLC.

QUALITY CONTROL DATA CROSS REFERENCE TABLE

Project: AMEREN LABADIE LCPA

Pace Project No.: 60286215

Lab ID	Sample ID	QC Batch Method	QC Batch	Analytical Method	Analytical Batch
60286215029	L-UMW-7D MSD	EPA 903.1	321138		
60286215001	L-UMW-1D	EPA 904.0	321152		
60286215002	L-UMW-2D	EPA 904.0	321152		
60286215003	L-UMW-7D	EPA 904.0	321152		
60286215004	L-UMW-8D	EPA 904.0	321152		
60286215005	L-UMW-9D	EPA 904.0	321152		
60286215006	L-BMW-1D	EPA 904.0	321152		
60286215007	L-BMW-2D	EPA 904.0	321152		
60286215008	L-UMW-DUP-1	EPA 904.0	321152		
60286215009	L-UMW-DUP-2	EPA 904.0	321154		
60286215010	L-UMW-FB-1	EPA 904.0	321154		
60286215011	L-UMW-5D	EPA 904.0	321153		
60286215012	L-UMW-FB-2	EPA 904.0	321153		
60286215023	L-UMW-3D	EPA 904.0	321153		
60286215024	L-UMW-4D	EPA 904.0	321153		
60286215025	L-UMW-6D	EPA 904.0	321153		
60286215028	L-UMW-7D MS	EPA 904.0	321152		
60286215029	L-UMW-7D MSD	EPA 904.0	321152		
60286215001	L-UMW-1D	SM 2320B	555675		
60286215002	L-UMW-2D	SM 2320B	555675		
60286215003	L-UMW-7D	SM 2320B	555761		
60286215004	L-UMW-8D	SM 2320B	555761		
60286215005	L-UMW-9D	SM 2320B	555761		
60286215006	L-BMW-1D	SM 2320B	555761		
60286215007	L-BMW-2D	SM 2320B	555761		
60286215008	L-UMW-DUP-1	SM 2320B	555761		
60286215009	L-UMW-DUP-2	SM 2320B	555761		
60286215010	L-UMW-FB-1	SM 2320B	555761		
60286215011	L-UMW-5D	SM 2320B	555761		
60286215012	L-UMW-FB-2	SM 2320B	555761		
60286215023	L-UMW-3D	SM 2320B	555811		
60286215024	L-UMW-4D	SM 2320B	555811		
60286215025	L-UMW-6D	SM 2320B	556192		
60286215001	L-UMW-1D	SM 2540C	555016		
60286215002	L-UMW-2D	SM 2540C	555016		
60286215003	L-UMW-7D	SM 2540C	555016		
60286215004	L-UMW-8D	SM 2540C	555016		
60286215005	L-UMW-9D	SM 2540C	555016		
60286215006	L-BMW-1D	SM 2540C	555016		
60286215007	L-BMW-2D	SM 2540C	555016		
60286215008	L-UMW-DUP-1	SM 2540C	555016		
60286215009	L-UMW-DUP-2	SM 2540C	555016		
60286215010	L-UMW-FB-1	SM 2540C	555016		
60286215011	L-UMW-5D	SM 2540C	555031		

REPORT OF LABORATORY ANALYSIS

This report shall not be reproduced, except in full,
without the written consent of Pace Analytical Services, LLC.

QUALITY CONTROL DATA CROSS REFERENCE TABLE

Project: AMEREN LABADIE LCPA

Pace Project No.: 60286215

Lab ID	Sample ID	QC Batch Method	QC Batch	Analytical Method	Analytical Batch
60286215012	L-UMW-FB-2	SM 2540C	555031		
60286215023	L-UMW-3D	SM 2540C	555353		
60286215024	L-UMW-4D	SM 2540C	555353		
60286215025	L-UMW-6D	SM 2540C	555353		
60286215001	L-UMW-1D	SM 3500-Fe B#4	556803		
60286215002	L-UMW-2D	SM 3500-Fe B#4	556803		
60286215003	L-UMW-7D	SM 3500-Fe B#4	556803		
60286215004	L-UMW-8D	SM 3500-Fe B#4	556803		
60286215005	L-UMW-9D	SM 3500-Fe B#4	556803		
60286215006	L-BMW-1D	SM 3500-Fe B#4	556803		
60286215007	L-BMW-2D	SM 3500-Fe B#4	556803		
60286215008	L-UMW-DUP-1	SM 3500-Fe B#4	556803		
60286215009	L-UMW-DUP-2	SM 3500-Fe B#4	556803		
60286215010	L-UMW-FB-1	SM 3500-Fe B#4	556803		
60286215011	L-UMW-5D	SM 3500-Fe B#4	556806		
60286215012	L-UMW-FB-2	SM 3500-Fe B#4	556806		
60286215023	L-UMW-3D	SM 3500-Fe B#4	557770		
60286215024	L-UMW-4D	SM 3500-Fe B#4	557770		
60286215025	L-UMW-6D	SM 3500-Fe B#4	557770		
60286215001	L-UMW-1D	SM 3500-Fe B#4	554530		
60286215002	L-UMW-2D	SM 3500-Fe B#4	554544		
60286215003	L-UMW-7D	SM 3500-Fe B#4	554796		
60286215004	L-UMW-8D	SM 3500-Fe B#4	554530		
60286215005	L-UMW-9D	SM 3500-Fe B#4	554530		
60286215006	L-BMW-1D	SM 3500-Fe B#4	554530		
60286215007	L-BMW-2D	SM 3500-Fe B#4	554530		
60286215008	L-UMW-DUP-1	SM 3500-Fe B#4	554530		
60286215009	L-UMW-DUP-2	SM 3500-Fe B#4	554530		
60286215010	L-UMW-FB-1	SM 3500-Fe B#4	554544		
60286215011	L-UMW-5D	SM 3500-Fe B#4	554558		
60286215012	L-UMW-FB-2	SM 3500-Fe B#4	554558		
60286215023	L-UMW-3D	SM 3500-Fe B#4	554544		
60286215024	L-UMW-4D	SM 3500-Fe B#4	554544		
60286215025	L-UMW-6D	SM 3500-Fe B#4	554544		
60286215001	L-UMW-1D	EPA 300.0	556718		
60286215002	L-UMW-2D	EPA 300.0	556563		
60286215002	L-UMW-2D	EPA 300.0	556718		
60286215003	L-UMW-7D	EPA 300.0	556563		
60286215003	L-UMW-7D	EPA 300.0	556718		
60286215004	L-UMW-8D	EPA 300.0	556718		
60286215005	L-UMW-9D	EPA 300.0	556718		

REPORT OF LABORATORY ANALYSIS

This report shall not be reproduced, except in full,
without the written consent of Pace Analytical Services, LLC.

QUALITY CONTROL DATA CROSS REFERENCE TABLE

Project: AMEREN LABADIE LCPA

Pace Project No.: 60286215

Lab ID	Sample ID	QC Batch Method	QC Batch	Analytical Method	Analytical Batch
60286215006	L-BMW-1D	EPA 300.0	556718		
60286215007	L-BMW-2D	EPA 300.0	556718		
60286215008	L-UMW-DUP-1	EPA 300.0	556718		
60286215009	L-UMW-DUP-2	EPA 300.0	556718		
60286215010	L-UMW-FB-1	EPA 300.0	556901		
60286215011	L-UMW-5D	EPA 300.0	556691		
60286215012	L-UMW-FB-2	EPA 300.0	556691		
60286215023	L-UMW-3D	EPA 300.0	556826		
60286215024	L-UMW-4D	EPA 300.0	556826		
60286215024	L-UMW-4D	EPA 300.0	557819		
60286215025	L-UMW-6D	EPA 300.0	556826		
60286215001	L-UMW-1D	EPA 365.4	554773		
60286215002	L-UMW-2D	EPA 365.4	554773		
60286215003	L-UMW-7D	EPA 365.4	554773		
60286215004	L-UMW-8D	EPA 365.4	554773		
60286215005	L-UMW-9D	EPA 365.4	554773		
60286215006	L-BMW-1D	EPA 365.4	554773		
60286215007	L-BMW-2D	EPA 365.4	554773		
60286215008	L-UMW-DUP-1	EPA 365.4	554773		
60286215009	L-UMW-DUP-2	EPA 365.4	554773		
60286215010	L-UMW-FB-1	EPA 365.4	554773		
60286215011	L-UMW-5D	EPA 365.4	554982		
60286215012	L-UMW-FB-2	EPA 365.4	554982		
60286215023	L-UMW-3D	EPA 365.4	554983		
60286215024	L-UMW-4D	EPA 365.4	554983		
60286215025	L-UMW-6D	EPA 365.4	554983		

REPORT OF LABORATORY ANALYSIS

This report shall not be reproduced, except in full,
without the written consent of Pace Analytical Services, LLC.



Sample Condition Upon Receipt

WO#: 60286215



60286215

Client Name: GOLDER

Courier: FedEx UPS VIA Clay PEX ECI Pace Xroads Client Other

Tracking #: _____ Pace Shipping Label Used? Yes No

Custody Seal on Cooler/Box Present: Yes No Seals intact: Yes No x5

Packing Material: Bubble Wrap Bubble Bags Foam None Other xPIC x5

Thermometer Used: T-299 Type of Ice: Wet Blue None x5

Cooler Temperature (°C): As-read 0.9/2.2 Corr. Factor +0.1 Corrected 1.0/2.3

Date and initials of person examining contents: 11-8-18 HF

Temperature should be above freezing to 6°C 0.4/0.5/2.3 0.5/0.6/2.4

Chain of Custody present:	<input checked="" type="checkbox"/> Yes <input type="checkbox"/> No <input type="checkbox"/> N/A	<u>ms/msd-L-umw7-D</u>
Chain of Custody relinquished:	<input checked="" type="checkbox"/> Yes <input type="checkbox"/> No <input type="checkbox"/> N/A	
Samples arrived within holding time:	<input checked="" type="checkbox"/> Yes <input type="checkbox"/> No <input type="checkbox"/> N/A	
Short Hold Time analyses (<72hr):	<input type="checkbox"/> Yes <input checked="" type="checkbox"/> No <input type="checkbox"/> N/A	
Rush Turn Around Time requested:	<input type="checkbox"/> Yes <input checked="" type="checkbox"/> No <input type="checkbox"/> N/A	
Sufficient volume:	<input checked="" type="checkbox"/> Yes <input type="checkbox"/> No <input type="checkbox"/> N/A	
Correct containers used:	<input checked="" type="checkbox"/> Yes <input type="checkbox"/> No <input type="checkbox"/> N/A	
Pace containers used:	<input checked="" type="checkbox"/> Yes <input type="checkbox"/> No <input type="checkbox"/> N/A	
Containers intact:	<input checked="" type="checkbox"/> Yes <input type="checkbox"/> No <input type="checkbox"/> N/A	
Unpreserved 5035A / TX1005/1006 soils frozen in 48hrs?	<input type="checkbox"/> Yes <input checked="" type="checkbox"/> No <input type="checkbox"/> N/A	
Filtered volume received for dissolved tests?	<input type="checkbox"/> Yes <input checked="" type="checkbox"/> No <input type="checkbox"/> N/A	
Sample labels match COC: Date / time / ID / analyses	<input checked="" type="checkbox"/> Yes <input type="checkbox"/> No <input type="checkbox"/> N/A	
Samples contain multiple phases? Matrix: <u>WT</u>	<input type="checkbox"/> Yes <input checked="" type="checkbox"/> No <input type="checkbox"/> N/A	
Containers requiring pH preservation in compliance? (HNO ₃ , H ₂ SO ₄ , HCl<2; NaOH>9 Sulfide, NaOH>10 Cyanide) (Exceptions: VOA, Micro, O&G, KS TPH, OK-DRO)	<input checked="" type="checkbox"/> Yes <input type="checkbox"/> No <input type="checkbox"/> N/A	List sample IDs, volumes, lot #'s of preservative and the date/time added.
Cyanide water sample checks:		
Lead acetate strip turns dark? (Record only)	<input type="checkbox"/> Yes <input type="checkbox"/> No	
Potassium iodide test strip turns blue/purple? (Preserve)	<input type="checkbox"/> Yes <input type="checkbox"/> No	
Trip Blank present:	<input type="checkbox"/> Yes <input checked="" type="checkbox"/> No <input type="checkbox"/> N/A	
Headspace in VOA vials (>6mm):	<input type="checkbox"/> Yes <input type="checkbox"/> No <input checked="" type="checkbox"/> N/A	
Samples from USDA Regulated Area: State:	<input type="checkbox"/> Yes <input type="checkbox"/> No <input checked="" type="checkbox"/> N/A	
Additional labels attached to 5035A / TX1005 vials in the field?	<input type="checkbox"/> Yes <input type="checkbox"/> No <input checked="" type="checkbox"/> N/A	

Client Notification/ Resolution: Copy COC to Client? Y / N Field Data Required? Y / N

Person Contacted: _____ Date/Time: _____

Comments/ Resolution: _____

Project Manager Review: Jana Church Date: 11/9/18

CHAIN-OF-CUSTODY / Analytical Request Document

The Chain-of-Custody is a LEGAL DOCUMENT. All relevant fields must be completed accurately.



Section A
Required Client Information:
Company: **Golder Associates**
Address: **13515 Barrett Parkway Drive, Ste 260**
Ballwin, MO 63021
Email To: **maddock@golder.com**
Phone: **636-724-9191** Fax: **636-724-9323**
Requested Due Date/TAT: **Standard**

Section B
Required Project Information:
Report To: **Mark Haddock (mhaddock@golder.com)**
Copy To: **Jeffrey Ingram**
Purchase Order No.: _____
Project Name: **Ameren Labadie EC LCFA N&E**
Project Number: **153-1406.0001D (COC #1)**

Section C
Invoice Information:
Attention: _____
Company Name: _____
Address: _____
Face Quote Reference: _____
Face Project Manager: **Jamie Church**
Face Profile #: **9285**

REGULATORY AGENCY
 NPDES GROUND WATER DRINKING WATER
 UST RCRA OTHER _____
Site Location: _____
STATE: **MO**

ITEM #	Valid Matrix Codes		COLLECTED		SAMPLE TEMP AT COLLECTION		# OF CONTAINERS	Preservatives						Analysis Test	Requested Analysis Filtered (Y/N)						Pace Project No./ Lab I.D.																
	MATRIX CODE	DW	WT	WW	WT	WT		WT	HCl	NaOH	Na2O2	Methanol	Other		Y	N	N	N	N	N		N															
1	L-UMW-1D	WT	G	11/7/18 1335	11/7/18 1335	6	2	H2SO4	Unpreserved																												
2	L-UMW-2D	WT	G	11/7/18 1440	11/7/18 1440	6	2	HNO3																													
3	L-UMW-3D	WT	G																																		
4	L-UMW-4D	WT	G																																		
5	L-UMW-5D	WT	G																																		
6	L-UMW-6D	WT	G																																		
7	L-UMW-7D (3L)	WT	G	11/7/18 1445	11/7/18 1445	6	2																														
8	L-UMW-8D	WT	G	11/7/18 1055	11/7/18 1055	6	2																														
9	L-UMW-9D	WT	G	11/7/18 0930	11/7/18 0930	6	2																														
10	L-BMW-1D	WT	G	11/7/18 1045	11/7/18 1045	6	2																														
11	L-BMW-2D	WT	G	11/7/18 1140	11/7/18 1140	6	2																														
12	L-AM-1S	WT	G																																		

RELINQUISHED BY / AFFILIATION	DATE	TIME	ACCEPTED BY / AFFILIATION			DATE	TIME	SAMPLE CONDITIONS		
			NAME	AFFILIATION	SIGNATURE			Received on	Cooler (Y/N)	Samples Intact
<i>Boder / Lu... / ...</i>	11/7/18	1735	<i>Spay...</i>	11-8-18	0402		1.0	Y	Y	Y
							2.3	Y	Y	Y
							0.5	Y	Y	Y
							0.9	Y	Y	Y
							2.4	Y	Y	Y

Important Note: By signing this form you are accepting Face's NET 30 day payment terms and agreeing to late charges of 1.5% per month for any invoices not paid within 30 days. F-ALL-Q-020rev.08, 12-Oct-2007



CHAIN-OF-CUSTODY / Analytical Request Document

The Chain-of-Custody is a LEGAL DOCUMENT. All relevant fields must be completed accurately.

Section A
 Required Client Information:
 Company: Golder Associates
 Address: 13515 Barrett Parkway Drive, Ste 260
 Ballwin, MO 63021
 Email To: maddock@golder.com
 Phone: 636-724-9191 Fax: 636-724-6323
 Requested Due Date/TAT: Standard

Section B
 Required Project Information:
 Report To: Mark Haddock (mhaddock@golder.com)
 Copy To: Jeffrey Ingram
 Project Name: Ameren Labadie EG LCPA
 Project Number: 153-1406.000;D (COC #1)

Section C
 Invoice Information:
 Attention:
 Company Name:
 Address:
 Price Quote Reference
 Price Project Manager
 Price Profile #: 9285

REGULATORY AGENCY
 NPDES
 UST
 GROUND WATER
 DRINKING WATER
 RCRA
 OTHER

Site Location
 STATE: MO

Page: 2 of 2

ITEM #	Section D Required Client Information		Valid Matrix Codes		COLLECTED		SAMPLE TEMP AT COLLECTION			Requested Analysis Filtered (Y/N)										Residual Chlorine (Y/N)	Pace Project No./ Lab I.D.																		
	MATRIX CODE	ANALYSIS CODE	COMPOSITE START	COMPOSITE END/GRAB	DATE	TIME	DATE	TIME	DATE	TIME	DATE	TIME	DATE	TIME	DATE	TIME	DATE	TIME	DATE			TIME																	
1	L-AM-1D				11/18		11/18	1430																															
2	L-UMW-DUP-1				11/18		11/18																																
3	L-UMW-DUP-2				11/18		11/18																																
4	L-UMW-FB-1				11/18		11/18	1430																															
5	L-UMW-FB-2				11/18		11/18	1445																															
6	L-UMW-MS-1				11/18		11/18	1445																															
7	L-UMW-MSD-1				11/18		11/18	1445																															
8																																							
9																																							
10																																							
11																																							
12																																							

ADDITIONAL COMMENTS
 Golder/Emily-L
 11/18 1735 Honey Toxics PAS 11.8.18 DU02 1.0
 2.9
 0.5
 0.4
 2.4

RELINQUISHED BY / AFFILIATION
 Golder / Emily-L

ACCEPTED BY / AFFILIATION
 Honey Toxics PAS 11.8.18 DU02 1.0

DATE
 11/18

TIME
 1735

DATE
 11.8.18

TIME
 0402

DATE
 11.8.18

TIME
 1.0

DATE
 11.8.18

TIME
 2.9

DATE
 11.8.18

TIME
 0.5

DATE
 11.8.18

TIME
 0.4

DATE
 11.8.18

TIME
 2.4

RECEIVED ON
 11/18

TEMP IN °C
 2.9

RESIDUAL CHLORINE (Y/N)
 Y

SEALING (Y/N)
 Y

CUSTODY (Y/N)
 Y

SAMPLES INTERACT (Y/N)
 Y

SAMPLER NAME AND SIGNATURE
 PRINT Name of SAMPLER: Eric Schneider
 SIGNATURE of SAMPLER: Eric Schneider
 DATE SIGNED (MM/DD/YYYY): 11/07/18



Sample Condition Upon Receipt

WO#: 60286215



Client Name: Bolder

Courier: FedEx UPS VIA Clay PEX ECI Pace Xroads Client Other

Tracking #: _____ Pace Shipping Label Used? Yes No

Custody Seal on Cooler/Box Present: Yes No Seals intact: Yes No

Packing Material: Bubble Wrap Bubble Bags Foam None Other

Thermometer Used: 301 Type of Ice: Wet Blue None

Cooler Temperature (°C): As-read 3.0-4.2 Corr. Factor +0.0 Corrected 3.0-4.2
Temperature should be above freezing to 6°C 3.5

Date and initials of person examining contents: JBK/6

Chain of Custody present:	<input checked="" type="checkbox"/> Yes <input type="checkbox"/> No <input type="checkbox"/> N/A	
Chain of Custody relinquished:	<input checked="" type="checkbox"/> Yes <input type="checkbox"/> No <input type="checkbox"/> N/A	
Samples arrived within holding time:	<input checked="" type="checkbox"/> Yes <input type="checkbox"/> No <input type="checkbox"/> N/A	
Short Hold Time analyses (<72hr):	<input checked="" type="checkbox"/> Yes <input type="checkbox"/> No <input type="checkbox"/> N/A	<u>Fe²⁺</u>
Rush Turn Around Time requested:	<input type="checkbox"/> Yes <input checked="" type="checkbox"/> No <input type="checkbox"/> N/A	
Sufficient volume:	<input checked="" type="checkbox"/> Yes <input type="checkbox"/> No <input type="checkbox"/> N/A	
Correct containers used:	<input checked="" type="checkbox"/> Yes <input type="checkbox"/> No <input type="checkbox"/> N/A	
Pace containers used:	<input checked="" type="checkbox"/> Yes <input type="checkbox"/> No <input type="checkbox"/> N/A	
Containers intact:	<input checked="" type="checkbox"/> Yes <input type="checkbox"/> No <input type="checkbox"/> N/A	
Unpreserved 5035A / TX1005/1006 soils frozen in 48hrs?	<input type="checkbox"/> Yes <input type="checkbox"/> No <input checked="" type="checkbox"/> N/A	
Filtered volume received for dissolved tests?	<input type="checkbox"/> Yes <input type="checkbox"/> No <input checked="" type="checkbox"/> N/A	
Sample labels match COC: Date / time / ID / analyses	<input checked="" type="checkbox"/> Yes <input type="checkbox"/> No <input type="checkbox"/> N/A	
Samples contain multiple phases? Matrix: <u>WT</u>	<input type="checkbox"/> Yes <input checked="" type="checkbox"/> No <input type="checkbox"/> N/A	
Containers requiring pH preservation in compliance? (HNO ₃ , H ₂ SO ₄ , HCl<2; NaOH>9 Sulfide, NaOH>10 Cyanide) (Exceptions: VOA, Micro, O&G, KS TPH, OK-DRO)	<input checked="" type="checkbox"/> Yes <input type="checkbox"/> No <input type="checkbox"/> N/A	List sample IDs, volumes, lot #'s of preservative and the date/time added.
Cyanide water sample checks:		
Lead acetate strip turns dark? (Record only)	<input type="checkbox"/> Yes <input type="checkbox"/> No	
Potassium iodide test strip turns blue/purple? (Preserve)	<input type="checkbox"/> Yes <input type="checkbox"/> No	
Trip Blank present:	<input type="checkbox"/> Yes <input type="checkbox"/> No <input checked="" type="checkbox"/> N/A	
Headspace in VOA vials (>6mm):	<input type="checkbox"/> Yes <input type="checkbox"/> No <input checked="" type="checkbox"/> N/A	
Samples from USDA Regulated Area: State: _____	<input type="checkbox"/> Yes <input type="checkbox"/> No <input checked="" type="checkbox"/> N/A	
Additional labels attached to 5035A / TX1005 vials in the field?	<input type="checkbox"/> Yes <input type="checkbox"/> No <input checked="" type="checkbox"/> N/A	

Client Notification/ Resolution: Copy COC to Client? Y / N Field Data Required? Y / N

Person Contacted: _____ Date/Time: _____

Comments/ Resolution: _____

Project Manager Review: Jana Cheek Date: 11/12/18

CHAIN-OF-CUSTODY / Analytical Request Document

The Chain-of-Custody is a LEGAL DOCUMENT. All relevant fields must be completed accurately.



www.pacelabs.com

Page: 1 of 2

Section A Required Client Information:
 Company: Golder Associates
 Address: 13515 Barrett Parkway Drive, Ste 260
 Ballwin, MO 63021

Section B Required Project Information:
 Report To: Mark Haddock (mhaddock@golder.com)
 Copy To: Jeffrey Ingram

Section C Invoice Information:
 Attention: _____
 Company Name: _____
 Address: _____
 Pace Quote Reference: _____
 Pace Project Manager: Jamie Church
 Pace Profile #: 9285

REGULATORY AGENCY
 NPDES GROUND WATER DRINKING WATER
 UST RCRA OTHER _____

Site Location STATE: _____ MO _____

Requested Due Date/TAT: _____ Standard

Purchase Order No.: _____

Project Name: Ameren Labadie EC LPCA N&E

Project Number: 153-1406.0001D (COC #1)

ITEM #	Section D Required Client Information	Valid Matrix Codes	MATRIX CODE	SAMPLE TYPE (G=GRAB C=COMP)	COLLECTED		SAMPLE TEMP AT COLLECTION	# OF CONTAINERS	Preservatives	Analysis Test	Requested Analysis Filtered (Y/N)												Pace Project No./ Lab I.D.					
					COMPOSITE START	COMPOSITE END/GRAB					DATE	TIME	Metals*	Chloride/Fluoride/Sulfate	TDS	Radium 226	Radium 228	Residual Chlorine (Y/N)	Unpreserved	H ₂ SO ₄	HNO ₃	HCl		NaOH	Na ₂ S ₂ O ₃	Methanol	Other	
1			L-UMW-1D	WT G																								
2			L-UMW-2D	WT G																								
3			L-UMW-3D	WT G																								
4			L-UMW-4D	WT G																								
5			L-UMW-5D	WT G																								
6			L-UMW-6D	WT G																								
7			L-UMW-7D	WT G																								
8			L-UMW-8D	WT G																								
9			L-UMW-9D	WT G																								
10			L-BMW-1D	WT G																								
11			L-BMW-2D	WT G																								
12			L-AM-1S	WT G																								

ADDITIONAL COMMENTS
 *EPA 200.7: B, Ca, Ba, Li, Mo
 *EPA 200.8: As

RELINQUISHED BY / AFFILIATION	DATE	TIME	ACCEPTED BY / AFFILIATION	DATE	TIME	Temp in °C	Received on Ice (Y/N)	Custody Sealed (Y/N)	Cooler (Y/N)	Samples Intact (Y/N)
<u>[Signature]</u>	11/9/18	1430	<u>[Signature]</u>	11/9/18	1430	30	Y	Y	Y	Y
<u>[Signature]</u>	11/9/18	1700	<u>[Signature]</u>	11/9/18	1625	42	Y	Y	Y	Y
<u>[Signature]</u>	11/9/18	1140	<u>[Signature]</u>	11/9/18	1625	38	Y	Y	Y	Y

SAMPLER NAME AND SIGNATURE
 PRINT Name of SAMPLER: [Signature]
 SIGNATURE of SAMPLER: [Signature]
 DATE Signed (MM/DD/YYYY): 11/9/18

*Important Note: By signing this form you are accepting Pace's NET 30 day payment terms and agreeing to late charges of 1.5% per month for any invoices not paid within 30 days.



Pace Analytical™
www.pacelabs.com

CHAIN-OF-CUSTODY / Analytical Request Document

The Chain-of-Custody is a LEGAL DOCUMENT. All relevant fields must be completed accurately.

Page: of

Section A		Section B		Section C	
Required Client Information:		Required Project Information:		Invoice Information:	
Company: Goldier Associates	Report To: Mark Haddock (mhaddock@golder.com)	Company Name:		REGULATORY AGENCY	
Address: 13515 Barrett Parkway Drive, Ste 260 Ballwin, MO 63021	Copy To: Jeffrey Ingram	Address:		NPDES	GROUND WATER
Email To: mhaddock@golder.com	Purchase Order No.:	Pace Quote Reference:		UST	OTHER
Phone: 636-724-9191 Fax: 636-724-9323	Project Name: Ameren Labadie EC LCPA	Pace Project Manager: Jamie Church		Site Location	RCRA
Requested Due Date/TAT: Standard	Project Number: 153-1406.0001D (COC #1)	Pace Profile #: 9285		STATE:	MO

ITEM #	Valid Matrix Codes MATRIX CODE DRINKING WATER DW WASTE WATER WW PRODUCT P SOILSOLID SL OIL OIL AP AP OT OT TS TS	Requested Client Information	SAMPLE TYPE (G=GRAB C=COMP)	COLLECTED		SAMPLE TEMP AT COLLECTION	# OF CONTAINERS	Requested Analysis Filtered (Y/N)					Residual Chlorine (Y/N)	Pace Project No./ Lab I.D.
				COMPOSITE START	COMPOSITE END/GRAB			Analysis Test	Preservatives	Metals*	Chloride/Fluoride/Sulfate	TDS		
1	L-AM-1D		WT G	DATE	TIME	DATE	TIME	Y	N	N	N	N		072
2	L-UMW-DUP-1		WT G											
3	L-UMW-DUP-2		WT G											
4	L-UMW-FB-1		WT G											
5	L-UMW-FB-2		WT G											
6			WT G											
7			WT G											
8			WT G											
9			WT G											
10			WT G											
11			WT G											
12			WT G											

ADDITIONAL COMMENTS	RELINQUISHED BY / AFFILIATION		ACCEPTED BY / AFFILIATION		SAMPLE CONDITIONS			
	DATE	TIME	DATE	TIME	Temp in °C	Received on	Cooler (Y/N)	Samples Intact (Y/N)
*EPA 200.7: B, Ca, Ba, Li, Mo *EPA 200.8: AS								
	<i>Tommy [Signature]</i>	11/9/18	12:45	<i>[Signature]</i>	11/9/18	1430	Y	Y
	<i>[Signature]</i>	11/9/18	17:00	<i>[Signature]</i>	11/9	08:25	Y	Y
							Y	Y
							Y	Y
							Y	Y

SAMPLER NAME AND SIGNATURE
 PRINT Name of SAMPLER: *Tommy [Signature]*
 SIGNATURE of SAMPLER: *[Signature]*
 DATE Signed (MM/DD/YYYY): *11/9/18*



CHAIN-OF-CUSTODY / Analytical Request Document

The Chain-of-Custody is a LEGAL DOCUMENT. All relevant fields must be completed accurately.

Page: _____ of _____

Section A
 Required Client Information:
 Company: Golder Associates
 Address: 13515 Barrett Parkway Drive, Ste 260
 Ballwin, MO 63021
 Email To: maddock@golder.com
 Phone: 636-724-9191 Fax: 636-724-9323
 Requested Due Date/TAT: Standard

Section B
 Required Project Information:
 Report To: Mark Haddock (mhaddock@golder.com)
 Copy To: Jeffrey Ingram
 Purchase Order No.:
 Project Name: Ameren Labadie EC LEC N&E
 Project Number: 153-1406.00011 (COC #2)

Section C
 Invoice Information:
 Attention:
 Company Name:
 Address:
 Pace Quote Reference:
 Pace Project Manager: Jamie Church
 Pace Profile #: 9285

REGULATORY AGENCY
 NPDES _____ GROUND WATER _____ DRINKING WATER _____
 UST _____ RCRA _____ OTHER _____
 Site Location _____ STATE: MO

ITEM #	Section D Required Client Information	Valid Matrix Codes	COLLECTED		SAMPLE TYPE (G=GRAB C=COMP)	MATRIX CODE (see valid codes to left)	# OF CONTAINERS		Preservatives	Requested Analysis Filtered (Y/N)							Pace Project No./ Lab I.D.										
			COMPOSITE START	COMPOSITE END/GRAB			DATE	TIME		UNPRESERVED	ANALYSIS TEST	Metals*	CCR App IV Metals**+Hg	Alkalinity	Total Phosphorus	Ferrous Iron		Ferric Iron	Residual Chlorine (Y/N)								
1		DRINKING WATER WATER WASTE WATER WASTEWATER SOLIDS OIL			G	WT	6	2																			
2					G	WT																					
3					G	WT																					
4					G	WT																					
5					G	WT																					
6					G	WT																					
7					G	WT																					
8					G	WT																					
9					G	WT																					
10					G	WT																					
11					G	WT																					
12					G	WT																					

RELINQUISHED BY / AFFILIATION	DATE	TIME	ACCEPTED BY / AFFILIATION	DATE	TIME	SAMPLE CONDITIONS
<i>Tommy Ford</i>	11/9/18	1700	<i>Tommy Ford</i>	11/9/18	1430	
<i>Tommy Ford</i>	11/9/18	1700	<i>Tommy Ford</i>	11/9/18	1430	

SAMPLER NAME AND SIGNATURE
Tommy Ford
 PRINT Name of SAMPLER: Tommy Ford



CHAIN-OF-CUSTODY / Analytical Request Document

The Chain-of-Custody is a LEGAL DOCUMENT. All relevant fields must be completed accurately.

Section A Required Client Information:		Section B Required Project Information:		Section C Invoice Information:	
Company: Golder Associates	Report To: Mark Haddock (mhaddock@golder.com)	Company Name:	Attention:	Page: _____ of _____	
Address: 13515 Barrett Parkway Drive, Ste 260	Copy To: Jeffrey Ingram	Address:			
Email To: mhaddock@golder.com	Purchase Order No.:	Pace Quote Reference:			
Phone: 636-724-9191	Project Name: Ameren Labadie EC LEC N&E	Pace Project Manager:	Jamie Church		
Requested Due Date/TAT: Standard	Project Number: 153-1406.00011 (COC #2)	Pace Profile #:	9285		

ITEM #	Valid Matrix Codes MATRIX CODE DRINKING WATER DW WASTE WATER WW PRODUCT P SOIL/SOLID SL OIL OL WP AR OT TS	MATRIX CODE (see valid codes to left)	SAMPLE TYPE (G=GRAB C=COMP)	COLLECTED		SAMPLE TEMP AT COLLECTION	# OF CONTAINERS	Preservatives		Analysis Test Y/N	Requested Analysis Filtered (Y/N)												Pace Project No./ Lab I.D.													
				DATE	TIME			DATE	TIME		H ₂ O ₂	HNO ₃	HCl	NaOH	Na ₂ S ₂ O ₃	Methanol	Other	Metals*	CCR App IV Metals**+Hg	Alkalinity	Total Phosphorus	Ferrous Iron		Ferric Iron	Residual Chlorine (Y/N)											
1	L-UMW-1D	WT	G																																	
2	L-UMW-2D	WT	G																																	
3	L-UMW-3D	WT	G	11/9/18	1215		6	Z13				✓	✓	✓	✓	✓	✓	✓	✓	✓	✓	✓	✓	✓	✓	✓	✓	✓	✓	✓	✓	✓	✓			
4	L-UMW-4D	WT	G	11/9/18	10515		6	Z13				✓	✓	✓	✓	✓	✓	✓	✓	✓	✓	✓	✓	✓	✓	✓	✓	✓	✓	✓	✓	✓	✓			
5	L-UMW-5D	WT	G																																	
6	L-UMW-6D	WT	G	11/9/18	1055		6	Z13				✓	✓	✓	✓	✓	✓	✓	✓	✓	✓	✓	✓	✓	✓	✓	✓	✓	✓	✓	✓	✓	✓	✓		
7	L-UMW-7D	WT	G																																	
8	L-UMW-8D	WT	G																																	
9	L-UMW-9D	WT	G																																	
10	L-BMW-1D	WT	G																																	
11	L-BMW-2D	WT	G																																	
12	L-AM-1S	WT	G	11/9/18	1140		6	Z13				✓	✓	✓	✓	✓	✓	✓	✓	✓	✓	✓	✓	✓	✓	✓	✓	✓	✓	✓	✓	✓	✓	✓	✓	

ADDITIONAL COMMENTS	RELINQUISHED BY / AFFILIATION		DATE		ACCEPTED BY / AFFILIATION		DATE		SAMPLE CONDITIONS	
	Signature	Affiliation	Signature	Affiliation	Signature	Affiliation	Signature	Affiliation	Temp in °C	Sealed (Y/N)
EPA 200.7: Fe, Mg, Mn, K, Na	<i>[Signature]</i>	<i>[Affiliation]</i>	<i>[Signature]</i>	<i>[Affiliation]</i>	<i>[Signature]</i>	<i>[Affiliation]</i>	<i>[Signature]</i>	<i>[Affiliation]</i>		
EPA 200.7: Be, Co, Pb	<i>[Signature]</i>	<i>[Affiliation]</i>	<i>[Signature]</i>	<i>[Affiliation]</i>	<i>[Signature]</i>	<i>[Affiliation]</i>	<i>[Signature]</i>	<i>[Affiliation]</i>		
EPA 200.8: Sb, Cd, Cr, Se, Tl	<i>[Signature]</i>	<i>[Affiliation]</i>	<i>[Signature]</i>	<i>[Affiliation]</i>	<i>[Signature]</i>	<i>[Affiliation]</i>	<i>[Signature]</i>	<i>[Affiliation]</i>		

SAMPLER NAME AND SIGNATURE *[Signature]*
PRINT Name of SAMPLER: *[Name]*



CHAIN-OF-CUSTODY / Analytical Request Document

The Chain-of-Custody is a LEGAL DOCUMENT. All relevant fields must be completed accurately.

Section A Required Client Information: Company: Goldier Associates Address: 13515 Barrett Parkway Drive, Ste 260 Ballwin, MO 63021 Email To: maddock@golder.com Phone: 636-724-9191 Fax: 636-724-9323 Requested Due Date/TAT: Standard		Section B Required Project Information: Report To: Mark Haddock (mhaddock@golder.com) Copy To: Jeffrey Ingram Purchase Order No.: _____ Project Name: Ameren Labadie EC LCPA Project Number: 153-1406.0001D (COC #1)		Section C Invoice Information: Attention: _____ Company Name: _____ Address: _____ Pace Quote Reference: _____ Pace Project Manager: Jamie Church Pace Profile #: 9285			
REGULATORY AGENCY NPDES _____ GROUND WATER _____ DRINKING WATER _____ UST _____ RCRA _____ OTHER _____ Site Location _____ MO _____ STATE: _____		Requested Analysis Filtered (Y/N)					
Section D Required Client Information SAMPLE ID (A-Z, 0-9 / -) Sample IDs MUST BE UNIQUE	Valid Matrix Codes MATRIX CODE DRINKING WATER DW WATER WATER WW PRODUCT P SOIL/SOLID SL OIL OL WP WP AR AR OT OT TS TS	COLLECTED COMPOSITE START DATE TIME COMPOSITE END/GRAB DATE TIME		SAMPLE TEMP AT COLLECTION # OF CONTAINERS	PRESERVATIVES Unreserved H ₂ SO ₄ HNO ₃ HCl NaOH Na ₂ S ₂ O ₃ Methanol Other	ANALYSIS TEST ↑ Metals* Chloride/Fluoride/Sulfate TDS Radium 226 Radium 228 Residual Chlorine (Y/N)	Pace Project No./ Lab I.D.
		MATRIX CODE (see valid codes to left) SAMPLE TYPE (G=GRAB C=COMP)	DATE TIME DATE TIME				
ITEM #	MATRIX CODE SAMPLE TYPE (G=GRAB C=COMP)	DATE TIME DATE TIME	DATE TIME DATE TIME	DATE TIME DATE TIME	ACCEPTED BY / AFFILIATION ACCEPTED BY / AFFILIATION	DATE TIME DATE TIME	SAMPLE CONDITIONS SAMPLE CONDITIONS
1	L-AM-1D	WT G	11/9/18 1245	6	1930	11/9/18 1430	
2	L-UMW-DUP-1	WT G					
3	L-UMW-DUP-2	WT G					
4	L-UMW-FB-1	WT G					
5	L-UMW-FB-2	WT G					
6		WT G					
7		WT G					
8		WT G					
9		WT G					
10		WT G					
11		WT G					
12		WT G					
ADDITIONAL COMMENTS *EPA 200.7: B, Ca, Ba, Li, Mo *EPA 200.8: AS		RELINQUISHED BY / AFFILIATION DATE TIME DATE TIME		ACCEPTED BY / AFFILIATION DATE TIME DATE TIME		SAMPLE CONDITIONS SAMPLE CONDITIONS	
SAMPLER NAME AND SIGNATURE PRINT Name of SAMPLER: <i>Tommy Golder</i> SIGNATURE of SAMPLER: <i>[Signature]</i>		DATE Signed (MM/DD/YYYY): <i>11/9/18</i>		Temp in °C Received on Ice (Y/N) Custody Sealed Cooler (Y/N) Samples Intact (Y/N)			

COC # 3



Sample Condition Upon Receipt

WO#: 60286215
Barcode
60286215

Client Name: Golder

Courier: FedEx UPS VIA Clay PEX ECI Pace Xroads Client Other

Tracking #: Pace Shipping Label Used? Yes No

Custody Seal on Cooler/Box Present: Yes No Seals intact: Yes No

Packing Material: Bubble Wrap Bubble Bags Foam None Other

Thermometer Used: T-301 Type of Ice: Wet Blue None

Cooler Temperature (°C): As-read 2.725 Corr. Factor 100 Corrected 2.7, 2.5

Date and initials of person examining contents: DC 1/9

Temperature should be above freezing to 6°C

Table with 3 columns: Question, Yes/No/N/A checkboxes, and Notes. Includes rows for Chain of Custody, Short Hold Time analyses (Ferrous Iron), Containers requiring pH preservation, etc.

Client Notification/ Resolution: Copy COC to Client? Y / N Field Data Required? Y / N

Person Contacted: Date/Time:

Comments/ Resolution:

Project Manager Review: Date:

CHAIN-OF-CUSTODY / Analytical Request Document

The Chain-of-Custody is a LEGAL DOCUMENT. All relevant fields must be completed accurately.

Section A
Required Client Information:

Company: **Golden Associates**

Address: **13515 Barrett Parkway Drive, Ste 260 Ballwin, MO 63021**

Email To: **mhaddock@golder.com**

Phone: **636-724-9191** Fax: **636-724-9323**

Requested Due Date/TAT: **Standard**

Section B
Required Project Information:

Report To: **Mark Haddock (mhaddock@golder.com)**

Copy To: **Jeffrey Ingram**

Purchase Order No.: _____

Project Name: **Ameren Labadie EC LCPA N&E**

Project Number: **153-1406.0001D (COC #1)**

Section C
Invoice Information:

Attention: _____

Company Name: _____

Address: _____

Pace Quote Reference: _____

Pace Project Manager: **Jamie Church**

Pace Profile #: **9285**

REGULATORY AGENCY

NPDES _____ GROUND WATER _____ DRINKING WATER _____

UST _____ RCRA _____ OTHER _____

Site Location _____ STATE: **MO**

ITEM #	Section D Required Client Information	Valid Matrix Codes MATRIX CODE DRINKING WATER DW WATER WT WASTE WATER WW PRODUCT FP SOLID/SOIL SL OIL OL WP WP AR AR OT OT TS TS	COLLECTED		SAMPLE TYPE (G=GRAV C=COMP) (see valid codes to left)	MATRIX CODE	# OF CONTAINERS	PRESERVATIVES		↑ Analysis Test ↓	Requested Analysis Filtered (Y/N)					Residual Chlorine (Y/N)	Pace Project No./ Lab I.D.																			
			COMPOSITE START	COMPOSITE END/GRAB				DATE	TIME		DATE	TIME	UNPRESERVED	H2SO4	HCl			NaOH	Na2S2O3	Methanol	Other	Metals*	Chloride/Fluoride/Sulfate	TDS	Radium 226	Radium 228										
			DATE	TIME				DATE	TIME		DATE	TIME	DATE	TIME	DATE			TIME	DATE	TIME	DATE	TIME	DATE	TIME	DATE	TIME	DATE	TIME								
1						WT G																														
2						WT G																														
3						WT G																														
4						WT G																														
5						WT G	11/8/18 1530																													
6						WT G																														
7						WT G																														
8						WT G																														
9						WT G																														
10						WT G																														
11						WT G																														
12						WT G																														

RELEASING BY / AFFILIATION DATE TIME **ACCEPTED BY / AFFILIATION** DATE TIME **SAMPLE CONDITIONS**

Mark Haddock/Golder 11/8/18 1735

ADDITIONAL COMMENTS

*EPA 200.7; B, Ca, Ba, Li, Mo
*EPA 200.8; AS

SAMPLER NAME AND SIGNATURE

PRINT Name of SAMPLER: _____ DATE Signed (MM/DD/YYYY): _____

SIGNATURE of SAMPLER: _____

Temp in °C _____ Received on _____ Custody Sealed (Y/N) _____ Samples Intact (Y/N) _____

CHAIN-OF-CUSTODY / Analytical Request Document

The Chain-of-Custody is a LEGAL DOCUMENT. All relevant fields must be completed accurately.

Page: 2 of 2



Section A
 Required Client Information:
 Company: **Golder Associates**
 Address: **13515 Barrett Parkway Drive, Ste 260**
 Email To: **mhaddock@golder.com**
 Phone: **636-724-9191** Fax: **636-724-6323**
 Requested Due Date/TAT: **Standard**

Section B
 Required Project Information:
 Report To: **Mark Haddock (mhaddock@golder.com)**
 Copy To: **Jeffrey Ingram**
 Project Name: **Ameren Labadie EC LEC N&E**
 Project Number: **153-1406 00011 (COC #2)**

Section C
 Invoice Information:
 Attention:
 Company Name:
 Address:
 Pace Quote Reference:
 Project Manager:
 Pace Profile #: **9285**

REGULATORY AGENCY
 NPDES GROUND WATER DRINKING WATER
 UST RCRA OTHER
 Site Location: **MO**
 STATE: **MO**

ITEM #	Valid Matrix Codes MATRIX CODE SPRING WATER DW WATER WT WASTE WATER WY PRODUCT P OIL-SOLID S OIL SL VAP VP AIR AR OT OT TF TF	Requested Client Information	SAMPLE TYPE (G-GRAB or COMP)	COLLECTED		# OF CONTAINERS	Preservatives	Requested Analysis Filtered (Y/N)	Temp in °C	Received on log (Y/N)	Sealed Cooler (Y/N)	Samples Intact (Y/N)
				COMPOSITE START	COMPOSITE END/GRADE							
				DATE	TIME	DATE	TIME					
1	L-AM-1D		WT G									
2	L-UMW-DUP-1		WT G									
3	L-UMW-DUP-2		WT G									
4	L-UMW-FB-1		WT G									
5	L-UMW-FB-2		WT G	11/8/18	1515	6	213	1	1	1	1	1
6			WT G									
7			WT G									
8			WT G									
9			WT G									
10			WT G									
11			WT G									
12			WT G									

Handwritten: Residual Chlorine (Y/N)
 Pace Project No./ Lab I.D.
 11/9/18
 11/9/18
 11/9/18

RELINQUISHED BY / AFFILIATION	DATE	TIME	ACCEPTED BY / AFFILIATION	DATE	TIME	SAMPLE CONDITIONS
<i>[Signature]</i> / Golder	11/8/18	1735	<i>[Signature]</i>	11/9/18	0832	2.7 4 4 4
						2.5 4 4 4

Section D
 Required Client Information:
SAMPLE ID
 (A-Z, 0-9 / -)
 Sample IDs MUST BE UNIQUE

ADDITIONAL COMMENTS
 *EPA 200.7: Fe, Mg, Mn, K, Na
 **EPA 200.7: Bi, Co, Pb
 **EPA 200.8: Sb, Cd, Cr, Se, Ti

SAMPLER NAME AND SIGNATURE
 PRINT Name of SAMPLER:
 SIGNATURE of SAMPLER:
 DATE Signed (MM/DD/YYYY):

CHAIN-OF-CUSTODY / Analytical Request Document

The Chain-of-Custody is a LEGAL DOCUMENT. All relevant fields must be completed accurately.



Section A Required Client Information:
 Company: **Golder Associates**
 Address: **13515 Barrett Parkway Drive, Ste 260
 Ballwin, MO 63021**
 Email To: **mhaddock@golder.com**
 Phone: **636-724-9191** Fax: **636-724-9323**

Section B Required Project Information:
 Report To: **Mark Haddock (mhaddock@golder.com)**
 Copy To: **Jeffrey Ingram**
 Project Name: **Ameren Labadie EC LCPA**
 Project Number: **153-1406 0001D (COC #1)**

Section C Invoice Information:
 Attention: _____
 Company Name: _____
 Address: _____
 Site Location: _____
 State: **MO**

REGULATORY AGENCY
 NPDES GROUND WATER DRINKING WATER
 UST RCRA OTHER _____

Page: **2** of **2**

ITEM #	Valid Matrix Codes MATRIX CODE DRINKING WATER DW WASTE WATER WW PRODUCT P SOLID/SLURRY SL OIL OL WP WT OT TS	Client Information SAMPLE ID (#Z, 0-9 / -) Sample IDs MUST BE UNIQUE	COLLECTED		SAMPLE TYPE (G=GRAB C=COMP)	MATRIX CODE (see valid codes to left)	# OF CONTAINERS	PRESERVATIVES		Requested Analysis Filtered (Y/N)	Temp in °C	Samples Intact (Y/N)	Sealed Cooler (Y/N)	Received on Ice (Y/N)	Custody (Y/N)	SAMPLE CONDITIONS	
			DATE	TIME				DATE	TIME								DATE
1	L-AM-1D				G	WT											
2	L-UMW-DUP-1				G	WT											
3	L-UMW-DUP-2				G	WT											
4	L-UMW-FB-1				G	WT											
5	L-UMW-FB-2				G	WT											
6					G	WT											
7					G	WT											
8					G	WT											
9					G	WT											
10					G	WT											
11					G	WT											
12					G	WT											

RELINQUISHED BY / AFFILIATION	DATE	TIME	ACCEPTED BY / AFFILIATION	DATE	TIME
<i>Mark Haddock</i>	11/18/18	17:35			

ADDITIONAL COMMENTS
 *EPA 200.7: B, Ca, Ba, Li, Mo
 *EPA 200.8: As

SAMPLER NAME AND SIGNATURE
 PRINT Name of SAMPLER: _____
 SIGNATURE of SAMPLER: _____
 DATE Signed (MM/DD/YY): _____

11/7/18

CHAIN-OF-CUSTODY / Analytical Request Document

The Chain-of-Custody is a LEGAL DOCUMENT. All relevant fields must be completed accurately.



Page: 2 of 2

Section A Required Client Information:		Section B Required Project Information:		Section C Invoice Information:	
Company: Golder Associates		Report To: Mark Haddock (mhaddock@golder.com)		Attention:	
Address: 13515 Barrett Parkway Drive, Ste 260 Ballwin, MO 63021		Copy To: Jeffrey Ingram		Company Name:	
Email To: mhaddock@golder.com		Purchase Order No.:		Address:	
Phone: 636-724-9181		Project Name: Ameren Labadie EC LEC N&E		Site Location: MO	
Requested Due Date/TAT: Standard		Project Number: 153-1406 00011 (COC #2)		STATE:	
REGULATORY AGENCY		REGULATORY AGENCY			
NPDES		GROUND WATER		DRINKING WATER	
UST		PCRA		OTHER	
Site Location		Pace Outlet			
Manager: Jamie Church		Pace Project Manager:			
Pace Profile #: 9285					

ITEM #	Valid Matrix Codes	MATERIAL	SCUDES	COLLECTED		SAMPLE TYPE (G=GRAB C=COMP)	Matrix Code (See valid codes to left)		RELINQUISHED BY / AFFILIATION	DATE	TIME	ACCEPTED BY / AFFILIATION		DATE	TIME	SAMPLE CONDITIONS
				COMPOSITE START	COMPOSITE END/GRAB		DATE	TIME				DATE	TIME			
1	L-AM-1D					G										
2	L-UMW-DUP-1					G										
3	L-UMW-DUP-2					G										
4	L-UMW-FB-1					G										
5	L-UMW-FB-2					G										
6	L-UMW-MS-1					G										
7	L-UMW-MSD-1					G										
8						G										
9						G										
10						G										
11						G										
12						G										

Section D Required Client Information		Requested Analysis:		Requested Analysis: Filtered (Y/N)	
	Metals*		Y		
	CCR App IV Metals**+Hg		Y		
	Alkalinity		Y		
	Total Phosphorus		Y		
	Ferrous Iron		Y		
	Ferric Iron		Y		
	Residual Chlorine (Y/N)				

Pace Project No./ Lab I.D.

Y-020
-021
-022
Y-015

ADDITIONAL COMMENTS		SAMPLER NAME AND SIGNATURE	
EPA 200.7: Fe, Mg, Mn, K, Na		PRINT Name of SAMPLER:	
EPA 200.7: Be, Co, Pb		SIGNATURE of SAMPLER:	
EPA 200.8: Sb, Cd, Cr, Se, Ti		DATE Signed (MM/DD/YY):	

MEMORANDUM**DATE** January 7, 2019**Project No.** 1531406**TO** Project File
Golder Associates**CC****FROM** Tommy Goodwin**EMAIL** tgoodwin@golder.com**DATA VALIDATION SUMMARY: AMEREN – LABADIE ENERGY CENTER – NOVEMBER 2018 – CCR – DATA PACKAGE 60286215**

The following is a summary of instances where quality control criteria in the functional guidelines were not met and data qualification was required:

- The metal analysis (EPA 200.7) for L-UMW-FB-2 was incorrect and not used for the validation of the corresponding field sample (L-UMW-5D). The other analyses for L-UMW-FB-2 appeared to be accurate and were used to validate L-UMW-5D.
- Analysis of Ferrous Iron for all samples was initiated outside of the 15-minute EPA required holding time, the detections in samples were qualified as estimates (J) or non-detect and estimates (UJ).
- When analytes exceeded the recovery criteria for MS/MSD of a sample, the sample result was not qualified on MS/MSD data alone.
- When a compound was detected in a sample result between the MDL and the PQL the results were recorded at the detection value and qualified as estimates (J).
- When a compound was detected in a blank (i.e. method, field, rinsate), and the sample results were greater than the MDL and less than the PQL the results were recorded at the PQL value and qualified as non-detects (U). When a compound was detected in a blank (i.e. method, field, rinsate), and the sample results were greater than the PQL and less than ten times the blank results the results were recorded at the result value and qualified as estimates (J).
- When a sample or field duplicate RPD was not met, associated samples were qualified as estimates (J). If the results were less than the MDL (MDC for radionuclide analysis) or detected in a blank below the PQL the results were qualified as non-detects and estimates (UJ).
- When a compound was detected in a sample corresponding to a lab control sample that was outside the allowed range for percent recovery and/or percent difference the results were recorded at the detection value and qualified as estimates (J).

QA LEVEL II - INORGANIC DATA EVALUATION CHECKLIST

Company Name: Golder Associates
 Project Name: Ameren - LEC-LLPA - Nov 2018 - N+E
 Reviewer: T Goodwin

Project Manager: J Ingram
 Project Number: 1531406
 Validation Date: 1/7/19

Laboratory: Pace Analytical SDG #: 60286215
 Analytical Method (type and no.): Hg (15/200.7+200.8), As (7470), Pb (703.4904.0), Alk (23208), TDS (25400), Fe²⁺ (3500), Arsenic (300.0), P (36)
 Matrix: Air Soil/Sed. Water Waste
 Sample Names: L-UMW-1D, L-UMW-2D, L-UMW-3D, L-UMW-4D, L-UMW-5D, L-UMW-6D, L-UMW-7D, L-UMW-8D, L-UMW-9D, L-UMW-DUP-1, L-UMW-DUP-2, L-UMW-FB-1, L-UMW-FB-2, L-UMW-7D MS, L-UMW-7D MSD

NOTE: Please provide calculation in Comment areas or on the back (if on the back please indicate in comment areas).

Field Information	YES	NO	NA	COMMENTS
a) Sampling dates noted?	<input checked="" type="checkbox"/>	<input type="checkbox"/>	<input type="checkbox"/>	<u>11/7 - 11/9/18</u>
b) Sampling team indicated?	<input checked="" type="checkbox"/>	<input type="checkbox"/>	<input type="checkbox"/>	
c) Sample location noted?	<input checked="" type="checkbox"/>	<input type="checkbox"/>	<input type="checkbox"/>	
d) Sample depth indicated (Soils)?	<input type="checkbox"/>	<input type="checkbox"/>	<input checked="" type="checkbox"/>	
e) Sample type indicated (grab/composite)?	<input checked="" type="checkbox"/>	<input type="checkbox"/>	<input type="checkbox"/>	<u>Grab</u>
f) Field QC noted?	<input checked="" type="checkbox"/>	<input type="checkbox"/>	<input type="checkbox"/>	
g) Field parameters collected (note types)?	<input checked="" type="checkbox"/>	<input type="checkbox"/>	<input type="checkbox"/>	<u>pH, Cond, Turb, Temp, DO, ORP, Flow, DTW</u>
h) Field Calibration within control limits?	<input checked="" type="checkbox"/>	<input type="checkbox"/>	<input type="checkbox"/>	
i) Notations of unacceptable field conditions/performance from field logs or field notes?	<input type="checkbox"/>	<input checked="" type="checkbox"/>	<input type="checkbox"/>	
j) Does the laboratory narrative indicate deficiencies?	<input type="checkbox"/>	<input type="checkbox"/>	<input checked="" type="checkbox"/>	
Note Deficiencies: _____				

Chain-of-Custody (COC)	YES	NO	NA	COMMENTS
a) Was the COC properly completed?	<input checked="" type="checkbox"/>	<input type="checkbox"/>	<input type="checkbox"/>	
b) Was the COC signed by both field and laboratory personnel?	<input checked="" type="checkbox"/>	<input type="checkbox"/>	<input type="checkbox"/>	
c) Were samples received in good condition?	<input checked="" type="checkbox"/>	<input type="checkbox"/>	<input type="checkbox"/>	

General (reference QAPP or Method)	YES	NO	NA	COMMENTS
a) Were hold times met for sample pretreatment?	<input type="checkbox"/>	<input type="checkbox"/>	<input checked="" type="checkbox"/>	
b) Were hold times met for sample analysis?	<input type="checkbox"/>	<input checked="" type="checkbox"/>	<input type="checkbox"/>	<u>Fe²⁺</u>
c) Were the correct preservatives used?	<input checked="" type="checkbox"/>	<input type="checkbox"/>	<input type="checkbox"/>	
d) Was the correct method used?	<input checked="" type="checkbox"/>	<input type="checkbox"/>	<input type="checkbox"/>	
e) Were appropriate reporting limits achieved?	<input checked="" type="checkbox"/>	<input type="checkbox"/>	<input type="checkbox"/>	
f) Were any sample dilutions noted?	<input checked="" type="checkbox"/>	<input type="checkbox"/>	<input type="checkbox"/>	
g) Were any matrix problems noted?	<input type="checkbox"/>	<input type="checkbox"/>	<input type="checkbox"/>	

QA LEVEL II - INORGANIC DATA EVALUATION CHECKLIST

Blanks	YES	NO	NA	COMMENTS
a) Were analytes detected in the method blank(s)?	<input checked="" type="checkbox"/>	<input type="checkbox"/>	<input type="checkbox"/>	[01-12] Mn(1.8), As(0.072), ^[09-12]
b) Were analytes detected in the field blank(s)?	<input checked="" type="checkbox"/>	<input type="checkbox"/>	<input type="checkbox"/>	[23-25] Mn(0.80)
c) Were analytes detected in the equipment blank(s)?	<input type="checkbox"/>	<input type="checkbox"/>	<input checked="" type="checkbox"/>	FB-1: Ca(54.2), Fe(11.5), Mg(21.9), Fe ³⁺ (0.012), Cl ⁻ (6.34)
d) Were analytes detected in the trip blank(s)?	<input type="checkbox"/>	<input type="checkbox"/>	<input checked="" type="checkbox"/>	FB-2: Metals(200.7) N/A, TDS(14.0), Fe ³⁺ (0.036)
Laboratory Control Sample (LCS)	YES	NO	NA	COMMENTS
a) Was a LCS analyzed once per SDG?	<input checked="" type="checkbox"/>	<input type="checkbox"/>	<input type="checkbox"/>	
b) Were the proper analytes included in the LCS?	<input checked="" type="checkbox"/>	<input type="checkbox"/>	<input type="checkbox"/>	
c) Was the LCS accuracy criteria met?	<input checked="" type="checkbox"/>	<input checked="" type="checkbox"/>	<input type="checkbox"/>	TDS [01-10]
Duplicates	YES	NO	NA	COMMENTS
a) Were field duplicates collected (note original and duplicate sample names)?	<input checked="" type="checkbox"/>	<input type="checkbox"/>	<input type="checkbox"/>	Dup-1@ L-UMW-8D Dup-2@ L-UMW-1D FB-1@ L-UMW-2D FB-2@ L-UMW-5D
b) Were field dup. precision criteria met (note RPD)?	<input type="checkbox"/>	<input checked="" type="checkbox"/>	<input type="checkbox"/>	DUP-1: TDS(37.6), Fe ²⁺ (64.4), Ra-228(28)
c) Were lab duplicates analyzed (note original and duplicate samples)?	<input checked="" type="checkbox"/>	<input type="checkbox"/>	<input type="checkbox"/>	DUP-2: Mo(28), TDS(47), Fe ²⁺ (46), Ra-226(26), Ra-228(30)
d) Were lab dup. precision criteria met (note RPD)?	<input checked="" type="checkbox"/>	<input type="checkbox"/>	<input type="checkbox"/>	
Blind Standards	YES	NO	NA	COMMENTS
a) Was a blind standard used (indicate name, analytes included and concentrations)?	<input type="checkbox"/>	<input type="checkbox"/>	<input checked="" type="checkbox"/>	
b) Was the %D within control limits?	<input type="checkbox"/>	<input type="checkbox"/>	<input checked="" type="checkbox"/>	
Matrix Spike/Matrix Spike Duplicate (MS/MSD)	YES	NO	NA	COMMENTS
a) Was MS accuracy criteria met?	<input type="checkbox"/>	<input checked="" type="checkbox"/>	<input type="checkbox"/>	SO ₄ ²⁻ , Cl ⁻ , F ⁻
Recovery could not be calculated since sample contained high concentration of analyte?	<input type="checkbox"/>	<input type="checkbox"/>	<input checked="" type="checkbox"/>	
b) Was MSD accuracy criteria met?	<input type="checkbox"/>	<input checked="" type="checkbox"/>	<input type="checkbox"/>	Cl ⁻ , F ⁻ , SO ₄ ²⁻
Recovery could not be calculated since sample contained high concentration of analyte?	<input type="checkbox"/>	<input type="checkbox"/>	<input checked="" type="checkbox"/>	
c) Were MS/MSD precision criteria met?	<input checked="" type="checkbox"/>	<input type="checkbox"/>	<input type="checkbox"/>	

Comments/Notes:

QA LEVEL II - INORGANIC DATA EVALUATION CHECKLIST

Data Qualification:

Sample Name	Constituent(s)	Result	Qualifier	Reason
All Samples	Ferrous Iron (Fe^{2+})	—	J/US	Analyzed outside hold time
L-UMW-1D	TDS	556	J	LCS outside limits; Result > MDL
┆	Radium-226 ($Ra-226$)	1.20	J	RPD exceeded limits; Result > MDC
┆	Radium-228 ($Ra-228$)	3.13	J	┆
L-UMW-DUP-2	Ra-226	0.929	J	┆
┆	Ra-228	2.11	J	┆
┆	TDS	895	J	LCS outside limits; Results > MDL
L-UMW-2D	TDS	1080	J	┆
L-UMW-7D	TDS	1020	J	┆
L-UMW-8D	TDS	667	J	┆
┆	Ra-228	1.02	J	RPD exceeded limits; Result > MDC
L-UMW-DUP-1	Ra-228	1.35	J	┆
┆	TDS	456	J	LCS exceeded limits; Result > MDL
L-UMW-9D	TDS	541	J	┆
L-BMW-1D	TDS	550	J	┆
L-BMW-2D	TDS	427	J	┆
L-UMW-FB-1	TDS	402	J	┆
L-UMW-5D	Manganese (Mn)	8.2	J	Detected in Method Blank; $PQL < Result < 10 \times B$
L-UMW-FB-2	┆	9.8	J	┆
/				

Signature: Terry J. Good

Date: 1/7/19

APPENDIX C

**Assessment Monitoring Statistical
Evaluation**

TECHNICAL MEMORANDUM**DATE** October 11, 2018**Project No.** 153-1406**TO** Bill Kutosky
Ameren Missouri**CC** Susan Knowles, Craig Giesmann, Paul Pike, Charlie Henderson**FROM** Mark Haddock - Golder Associates**EMAIL** mhaddock@golder.com**ASSESSMENT MONITORING STATISTICAL EVALUATION FOR THE LCPA SURFACE IMPOUNDMENT,
LABADIE ENERGY CENTER, FRANKLIN COUNTY MISSOURI**

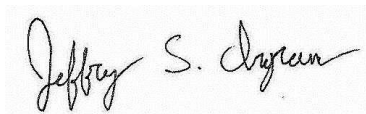
This Technical Memorandum provides the results of the Assessment Monitoring Statistical Evaluation for the LCPA Surface Impoundment at the Labadie Energy Center located in Franklin County Missouri. Included in this memorandum is a brief summary of constituents that are present at a Statistically Significant Level (SSL), an updated list of site-specific Groundwater Protection Standards (**Table 1**), and the Sanitas Technologies™ (Sanitas) statistical software output for each of the Appendix IV parameters (**Appendix A**).

SSLs were calculated using the methods and procedures outlined in the Groundwater Monitoring Plan's (GMP) Statistical Analysis Plan (SAP). No outliers were removed prior to calculation of the confidence intervals. A summary of SSLs at corresponding well(s) is as follows:

- Molybdenum at UMW-3D, UMW-4D, UMW-5D, UMW-6D, and UMW-7D


Golder appreciates this opportunity to provide hydrogeological and engineering support services to Ameren. If you have any questions or comments regarding the information provided, please call our office at (314) 984-8800.

Sincerely,



Jeffrey Ingram, R.G.
Project Geologist

JSI/SCP/MNH



Mark Haddock, P.E., R.G.
Principal, Practice Leader

Enclosures:

Table 1 – LCPA Groundwater Protection Standards

Appendix A – Sanitas Confidence Interval Statistical Output

**LCPA Groundwater Protection Standards
LCPA Surface Impoundment
Labadie Energy Center, Franklin County, MO**

Parameter	Units	MCL or Health Based GWPS	Site GWPS	Value to Return to Detection Monitoring ⁷
Antimony	µg/L	6	6	DQR
Arsenic	µg/L	10	42.6	42.6
Barium	µg/L	2000	2000	1290
Beryllium	µg/L	4	4	DQR
Cadmium	µg/L	5	5	DQR
Chromium	µg/L	100	100	DQR
Cobalt	µg/L	6	6	DQR
Fluoride	mg/l	4	4	0.29
Lead	µg/L	15	15	DQR
Lithium	µg/L	40	54.85	55.39
Mercury	µg/L	2	2	DQR
Molybdenum	µg/L	100	100	DQR
Radium 226 + 228	pCi/L	5	5	3.51
Selenium	µg/L	50	50	DQR
Thallium	µg/L	2	2	DQR

Notes:

1. µg/L - micrograms per liter
2. mg/L - milligrams per liter
3. pCi/L - picocuries per liter

4. MCL - Maximum Contaminant Level. MCLs from United States Environmental Protection Agency (USEPA) 2012 Edition of the Drinking Water Standards and Health Advisories. Spring 2012.
<http://water.epa.gov/drink/contaminants/index.cfm>.

5. Health Based Groundwater Protection Standards (GWPS) were adopted for Appendix IV parameters without an MCL (i.e. cobalt, lithium, molybdenum, and lead). Information available at <https://www.epa.gov/coalash/coal-ash-rule>.

6. Values were calculated using statistical methods outlined for Detection Monitoring and are used for returning to Detection Monitoring based on available data to date.

7. DQR - Double Quantification Rule. If all baseline data are less than the Practical Quantitation Limit (PQL), then the DQR will be used. More information on the DQR is provided in the Statistical Analysis Plan.

8. Site GWPS is either the MCL/Health Based GWPS or based on background levels (calculated as described in the Statistical Analysis Plan for Assessment Monitoring), whichever is higher.

9. GWPS and background values calculated using baseline sampling results from monitoring wells BMW-1D and BMW-2D.

Prepared by: JSI 10/3/2018

Checked by: TJG 10/4/2018

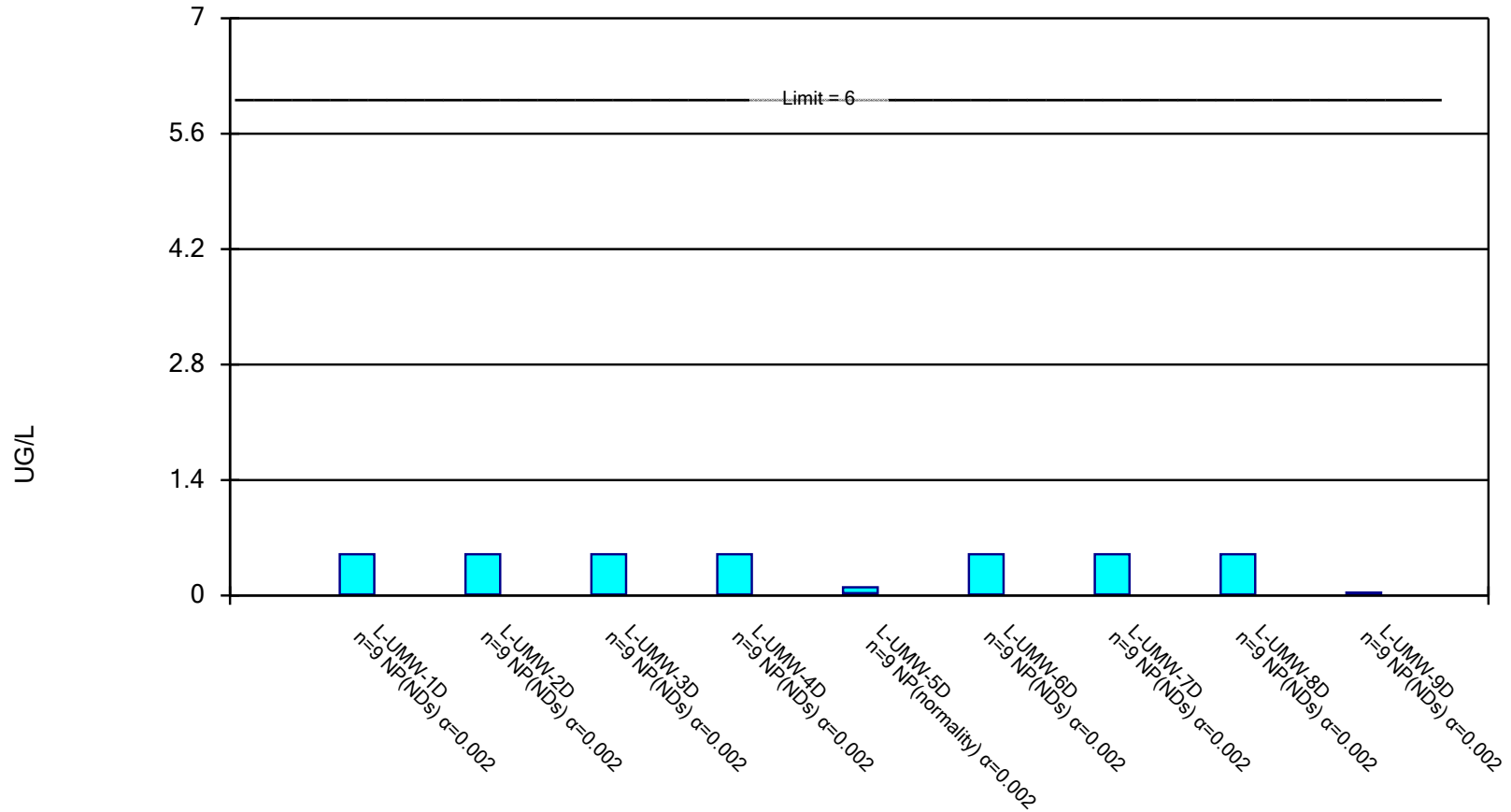
Reviewed by: MNH 10/10/2018

APPENDIX C

**Sanitas Confidence Interval
Statistical Output**

Non-Parametric Confidence Interval

Compliance Limit is not exceeded.

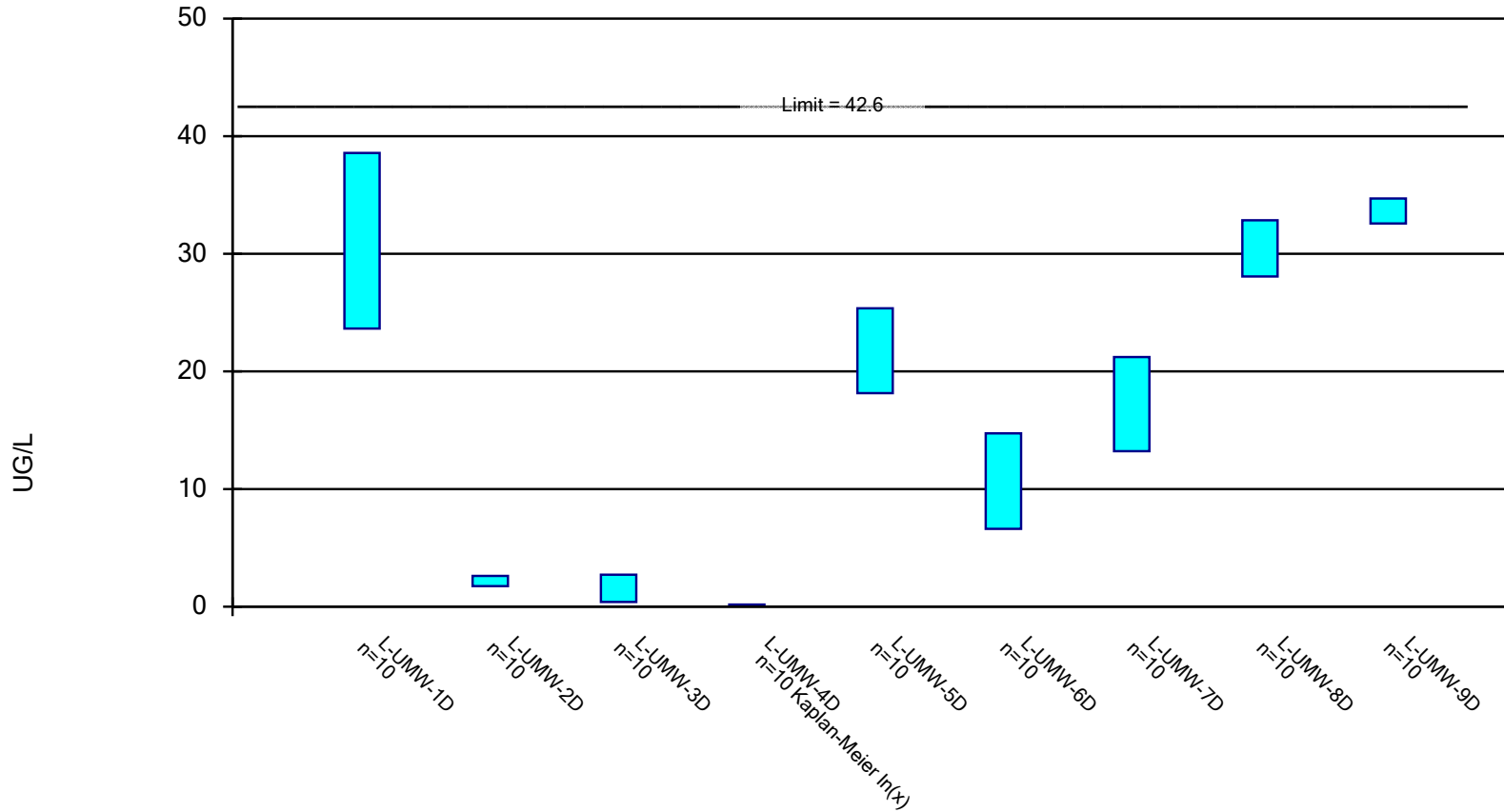


Constituent: ANTIMONY, TOTAL Analysis Run 10/9/2018 1:09 PM

Labadie E.C. Client: Ameren Data: LEC DATA (STATS)

Parametric Confidence Interval

Compliance Limit is not exceeded. Per-well alpha = 0.01. Normality Test: Shapiro Wilk, alpha based on n.

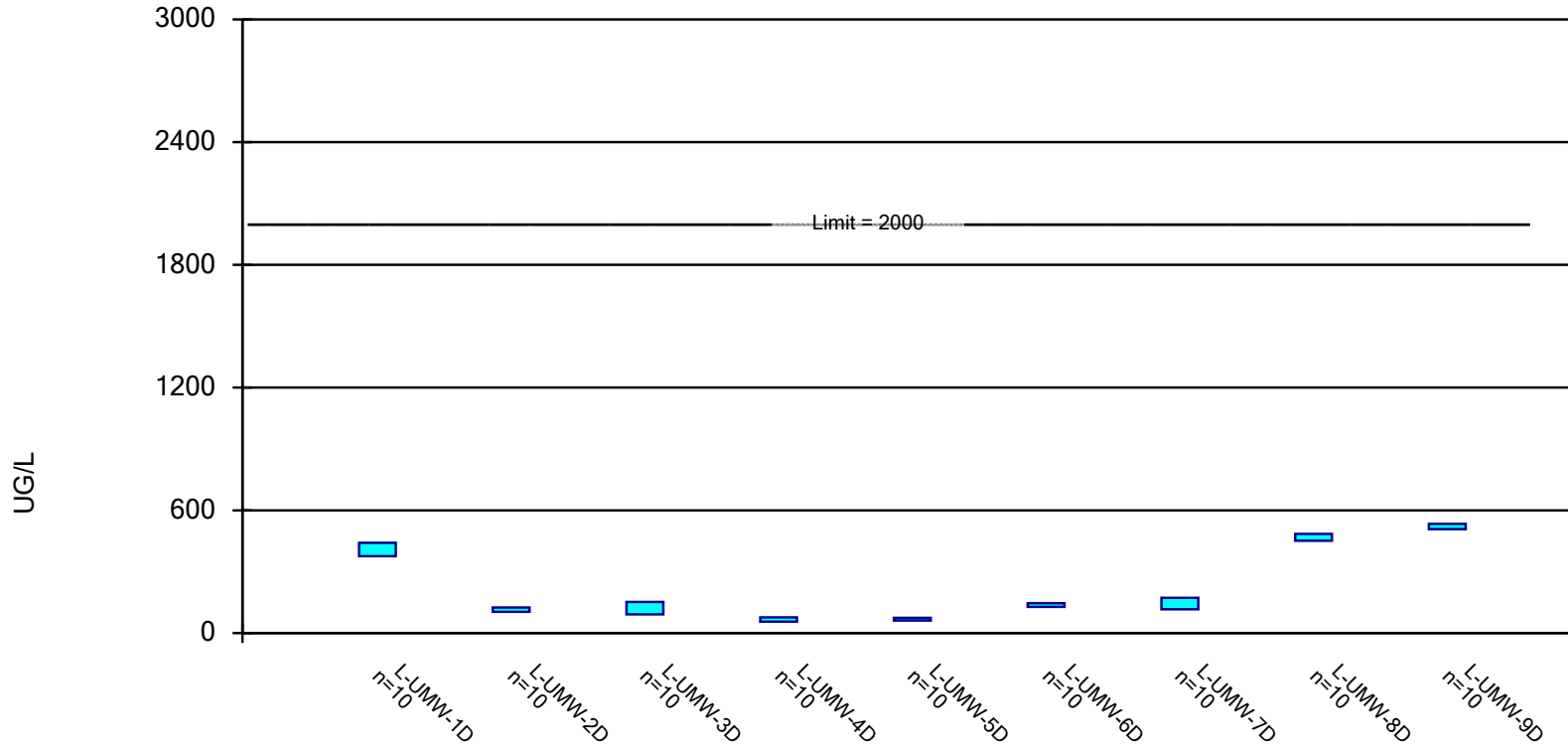


Constituent: ARSENIC, TOTAL Analysis Run 10/9/2018 1:09 PM

Labadie E.C. Client: Ameren Data: LEC DATA (STATS)

Parametric Confidence Interval

Compliance Limit is not exceeded. Per-well alpha = 0.01. Normality Test: Shapiro Wilk, alpha based on n.

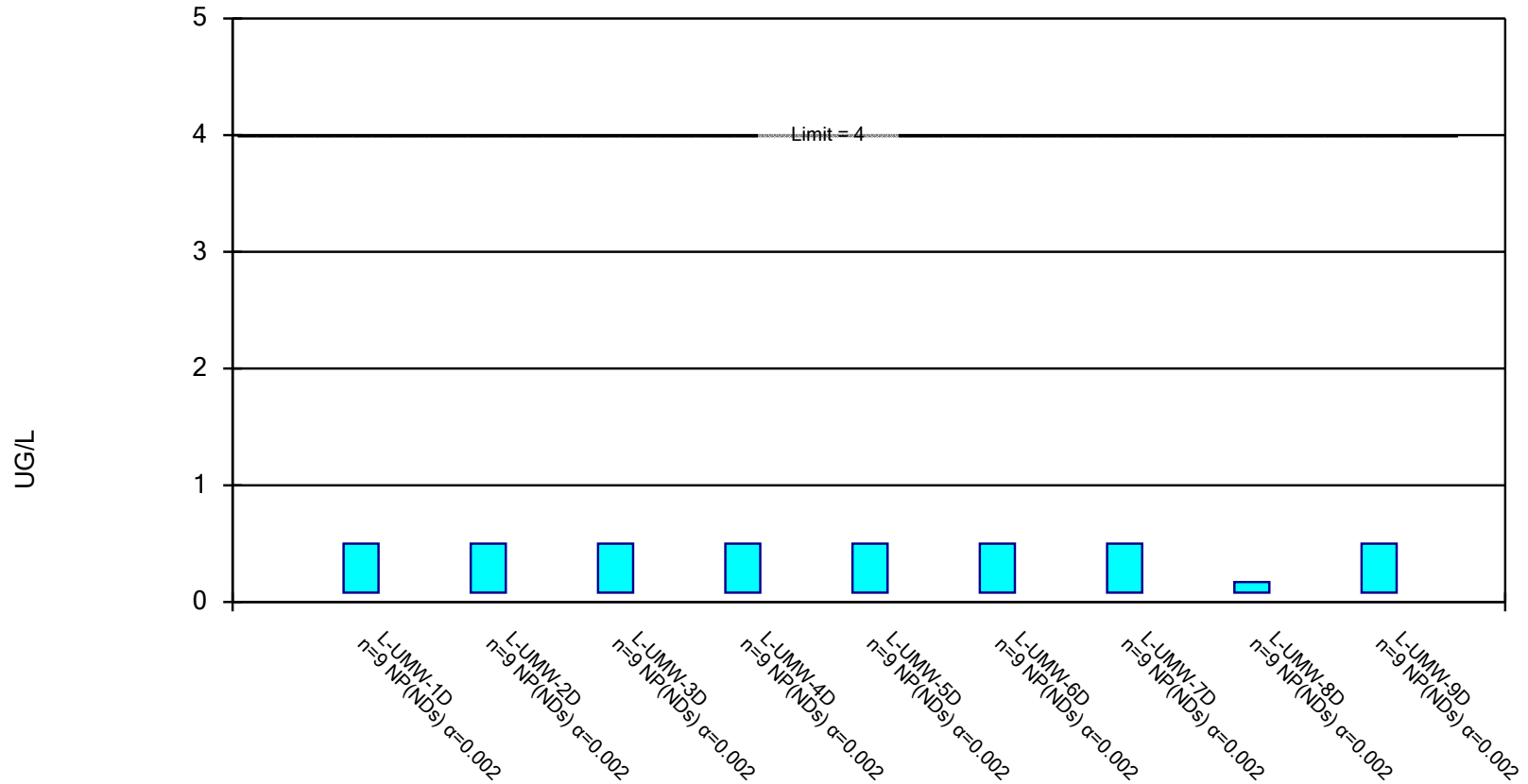


Constituent: BARIUM, TOTAL Analysis Run 10/9/2018 1:09 PM

Labadie E.C. Client: Ameren Data: LEC DATA (STATS)

Non-Parametric Confidence Interval

Compliance Limit is not exceeded.

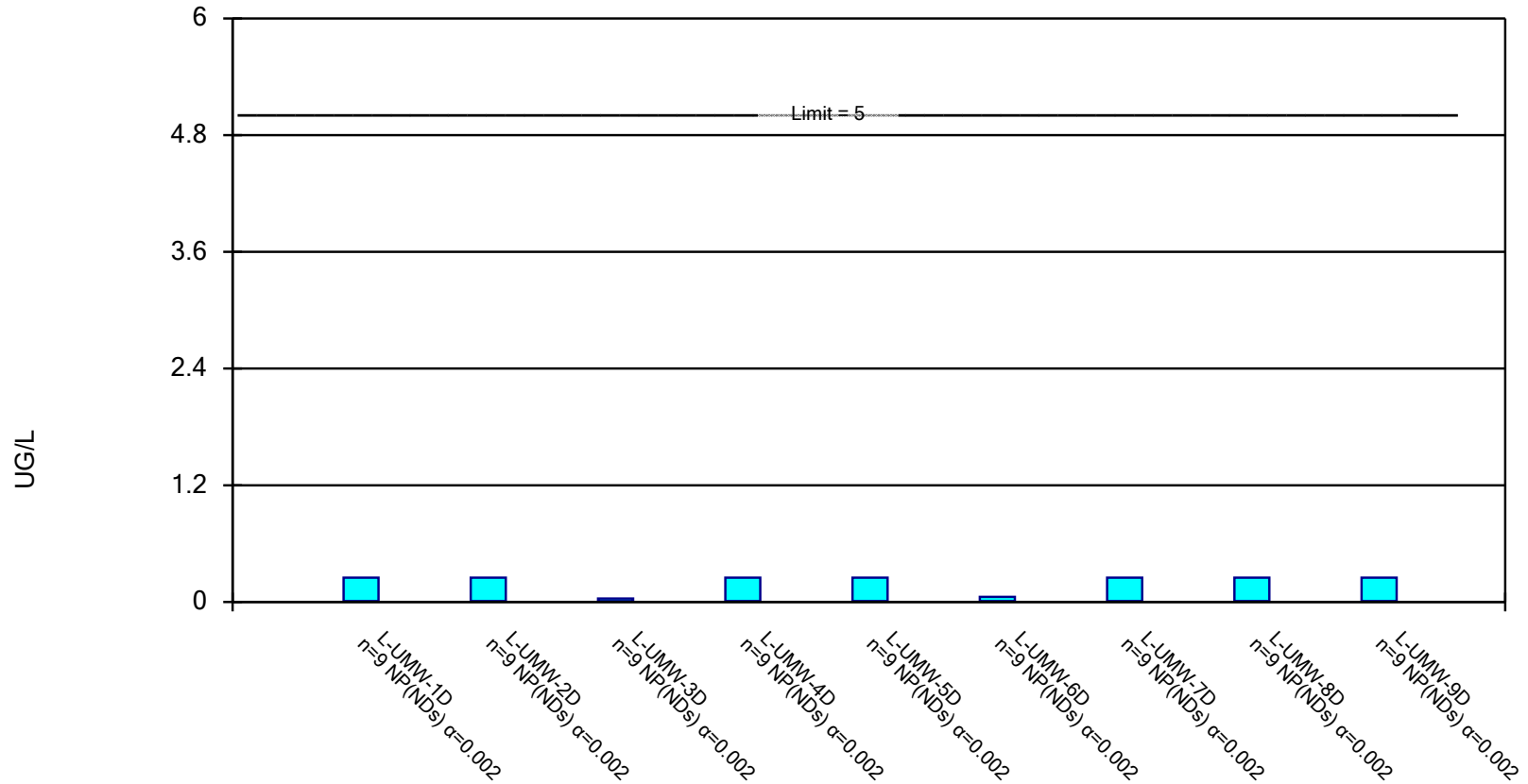


Constituent: BERYLLIUM, TOTAL Analysis Run 10/9/2018 1:09 PM

Labadie E.C. Client: Ameren Data: LEC DATA (STATS)

Non-Parametric Confidence Interval

Compliance Limit is not exceeded.

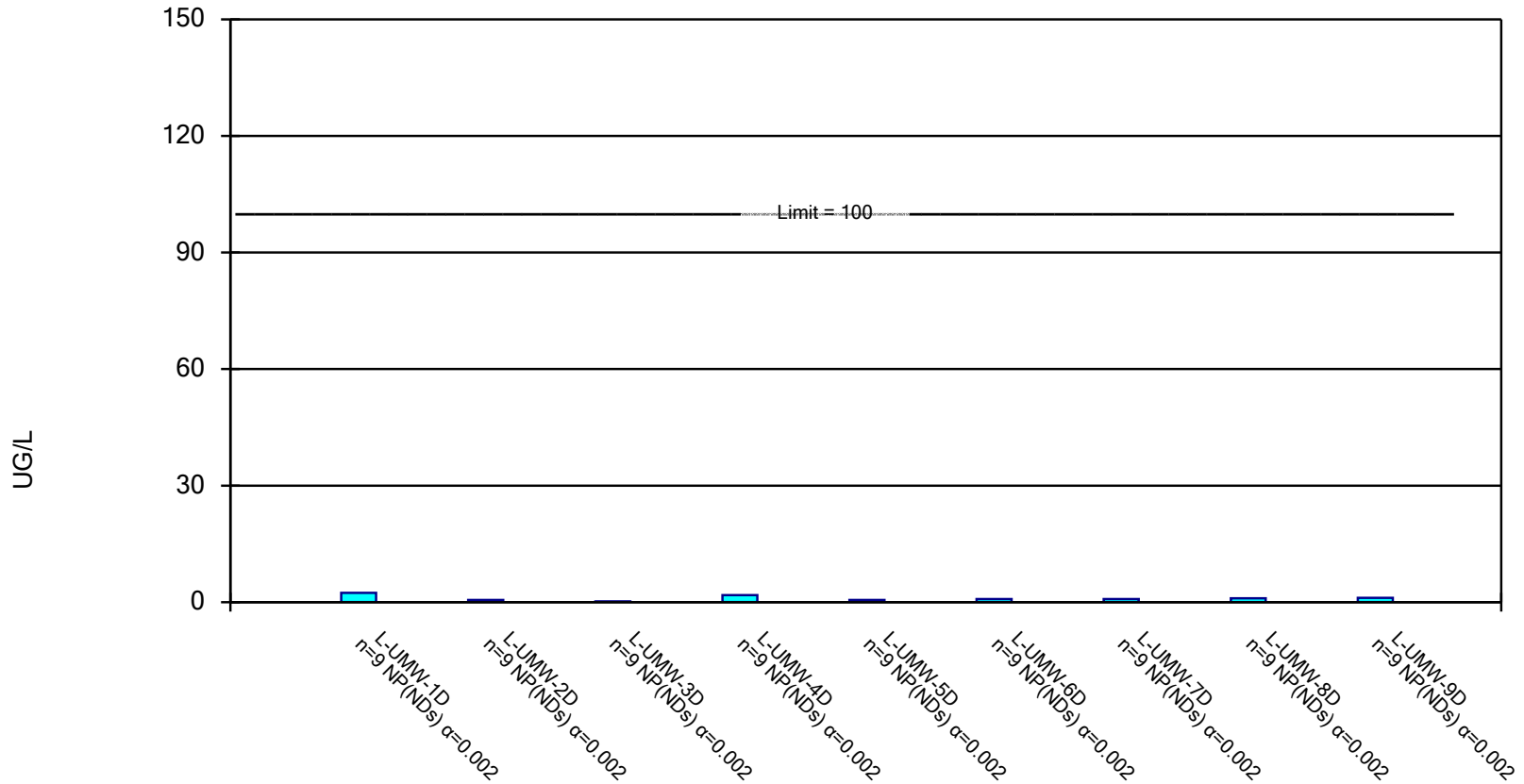


Constituent: CADMIUM, TOTAL Analysis Run 10/9/2018 1:09 PM

Labadie E.C. Client: Ameren Data: LEC DATA (STATS)

Non-Parametric Confidence Interval

Compliance Limit is not exceeded.

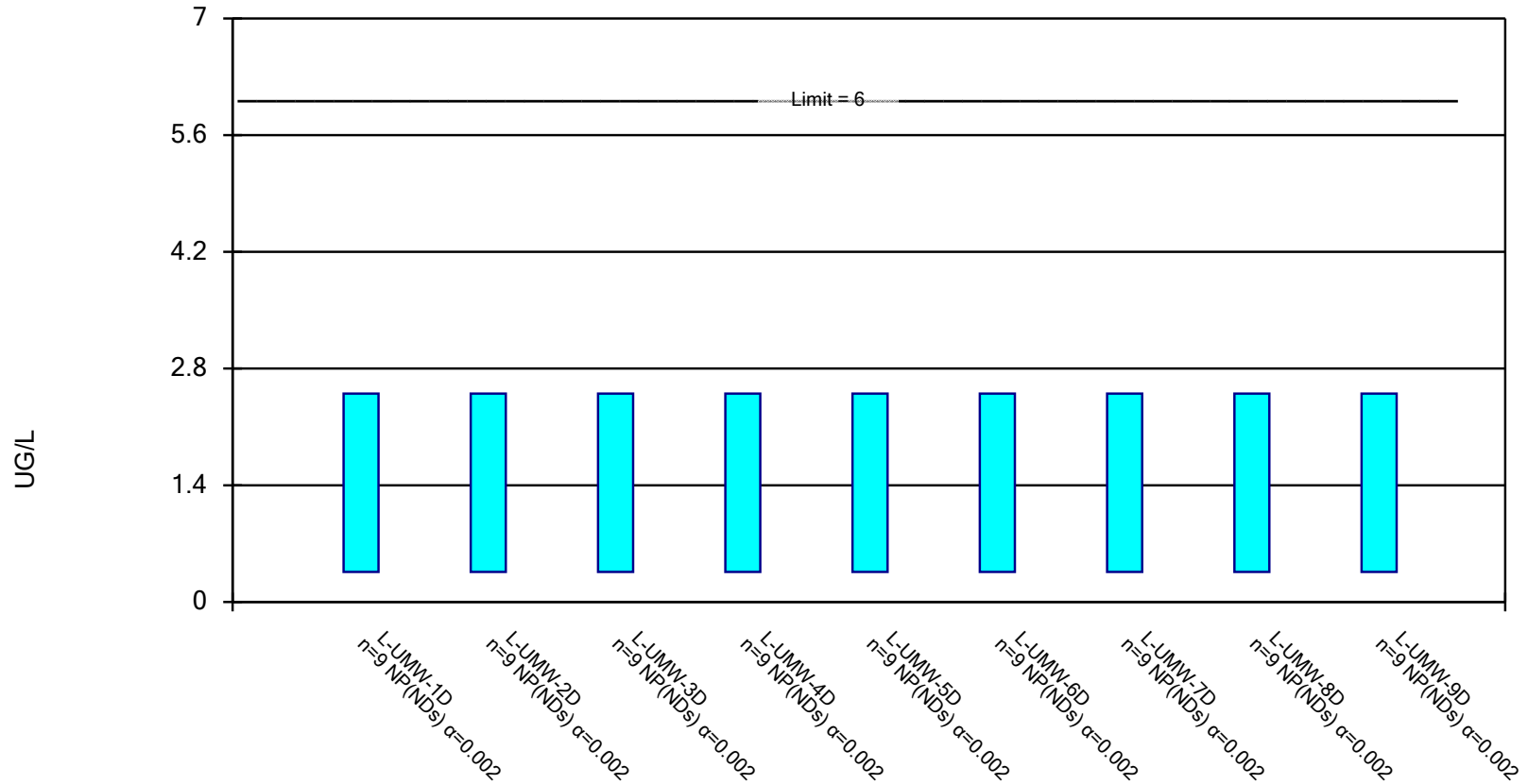


Constituent: CHROMIUM, TOTAL Analysis Run 10/9/2018 1:09 PM

Labadie E.C. Client: Ameren Data: LEC DATA (STATS)

Non-Parametric Confidence Interval

Compliance Limit is not exceeded.

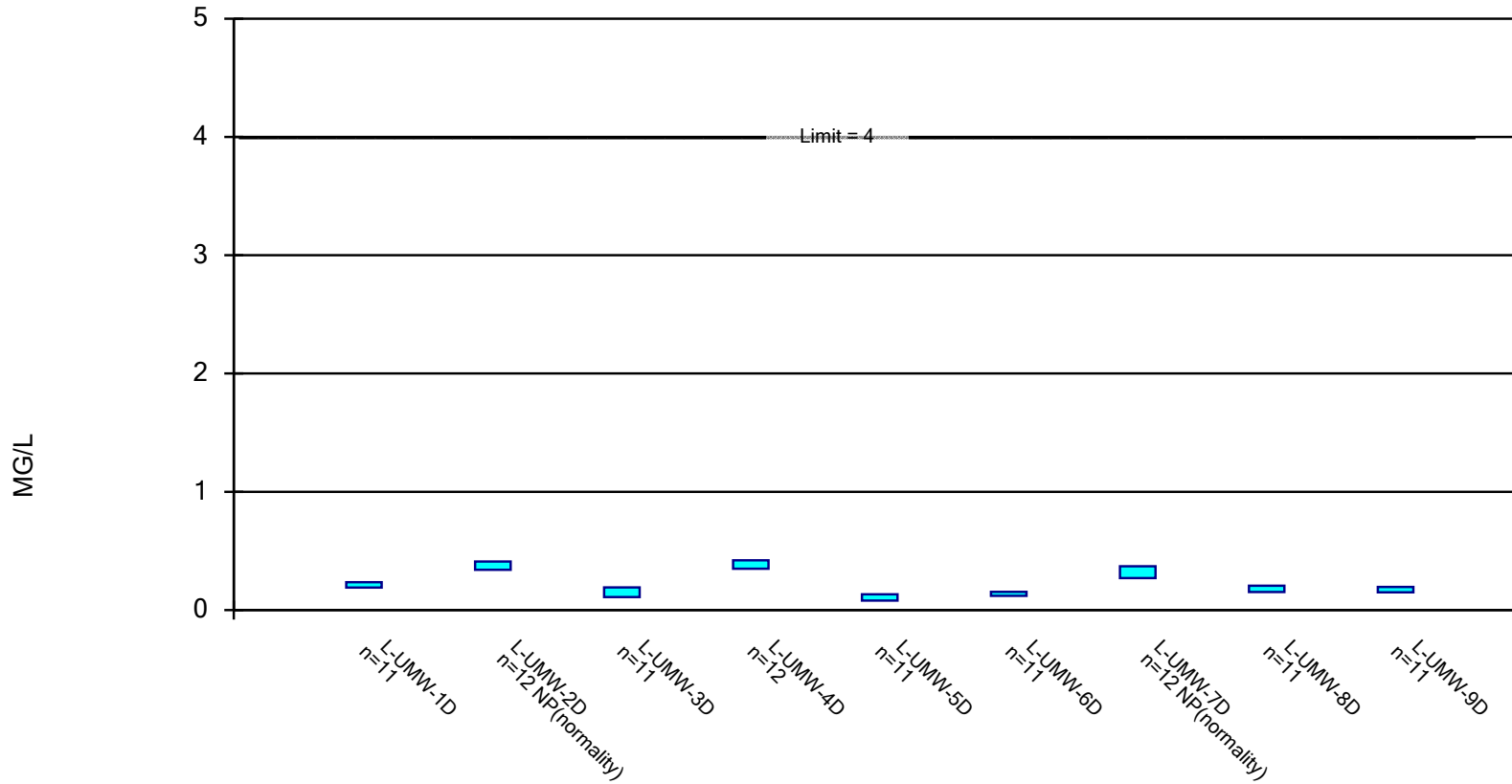


Constituent: COBALT, TOTAL Analysis Run 10/9/2018 1:09 PM

Labadie E.C. Client: Ameren Data: LEC DATA (STATS)

Parametric and Non-Parametric (NP) Confidence Interval

Compliance Limit is not exceeded. Per-well alpha = 0.01. Normality Test: Shapiro Wilk, alpha based on n.

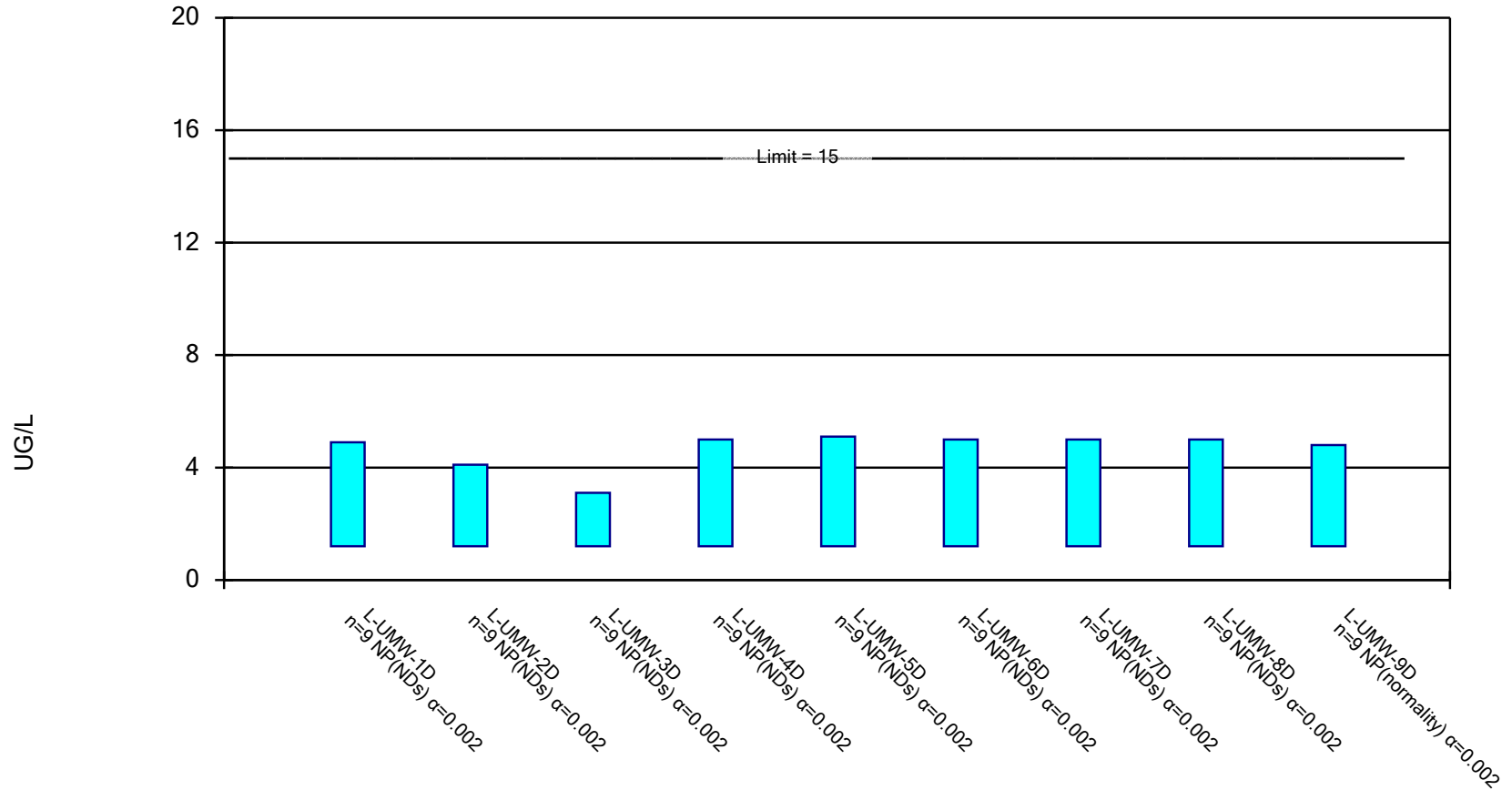


Constituent: FLUORIDE, TOTAL Analysis Run 10/9/2018 1:09 PM

Labadie E.C. Client: Ameren Data: LEC DATA (STATS)

Non-Parametric Confidence Interval

Compliance Limit is not exceeded.

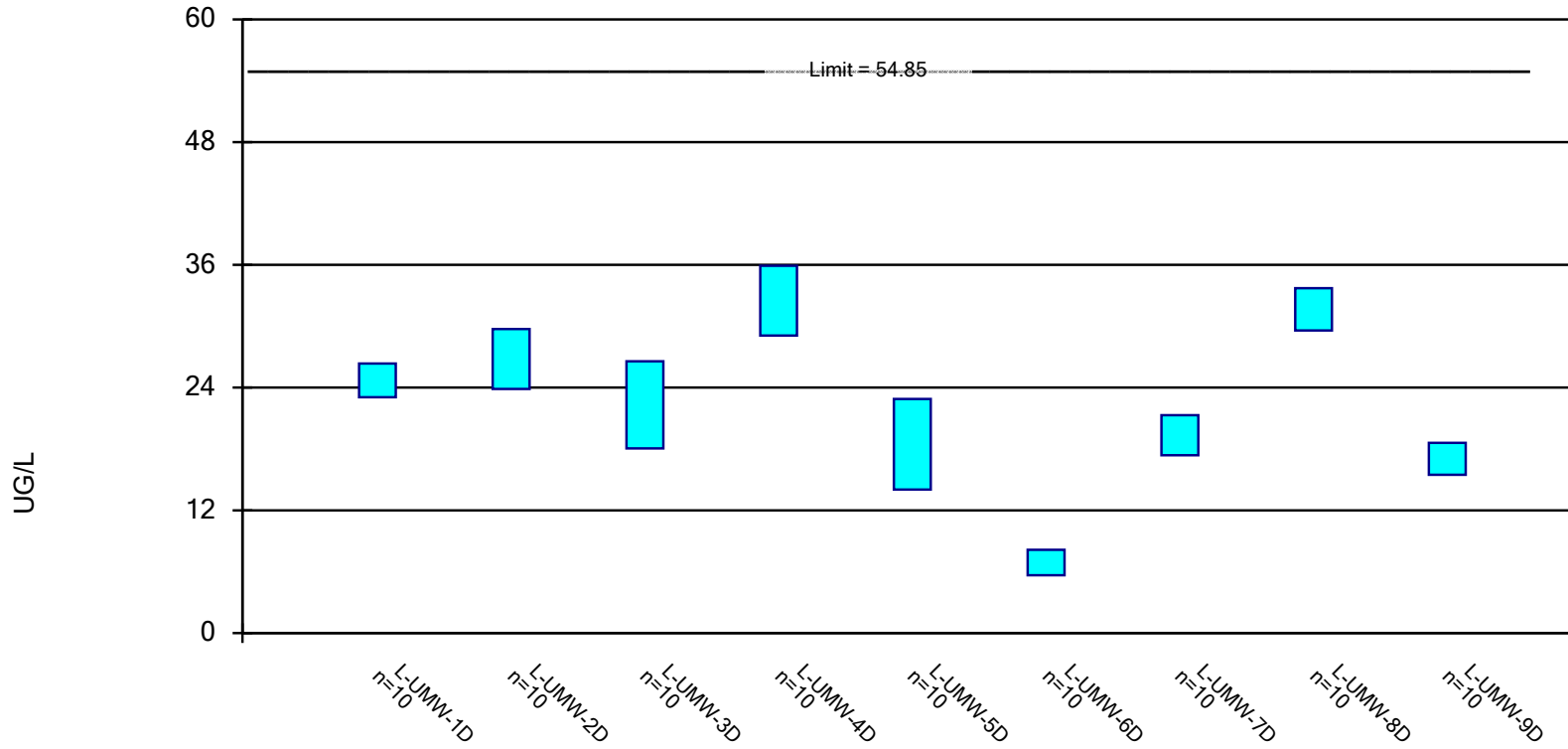


Constituent: LEAD, TOTAL Analysis Run 10/9/2018 1:09 PM

Labadie E.C. Client: Ameren Data: LEC DATA (STATS)

Parametric Confidence Interval

Compliance Limit is not exceeded. Per-well alpha = 0.01. Normality Test: Shapiro Wilk, alpha based on n.

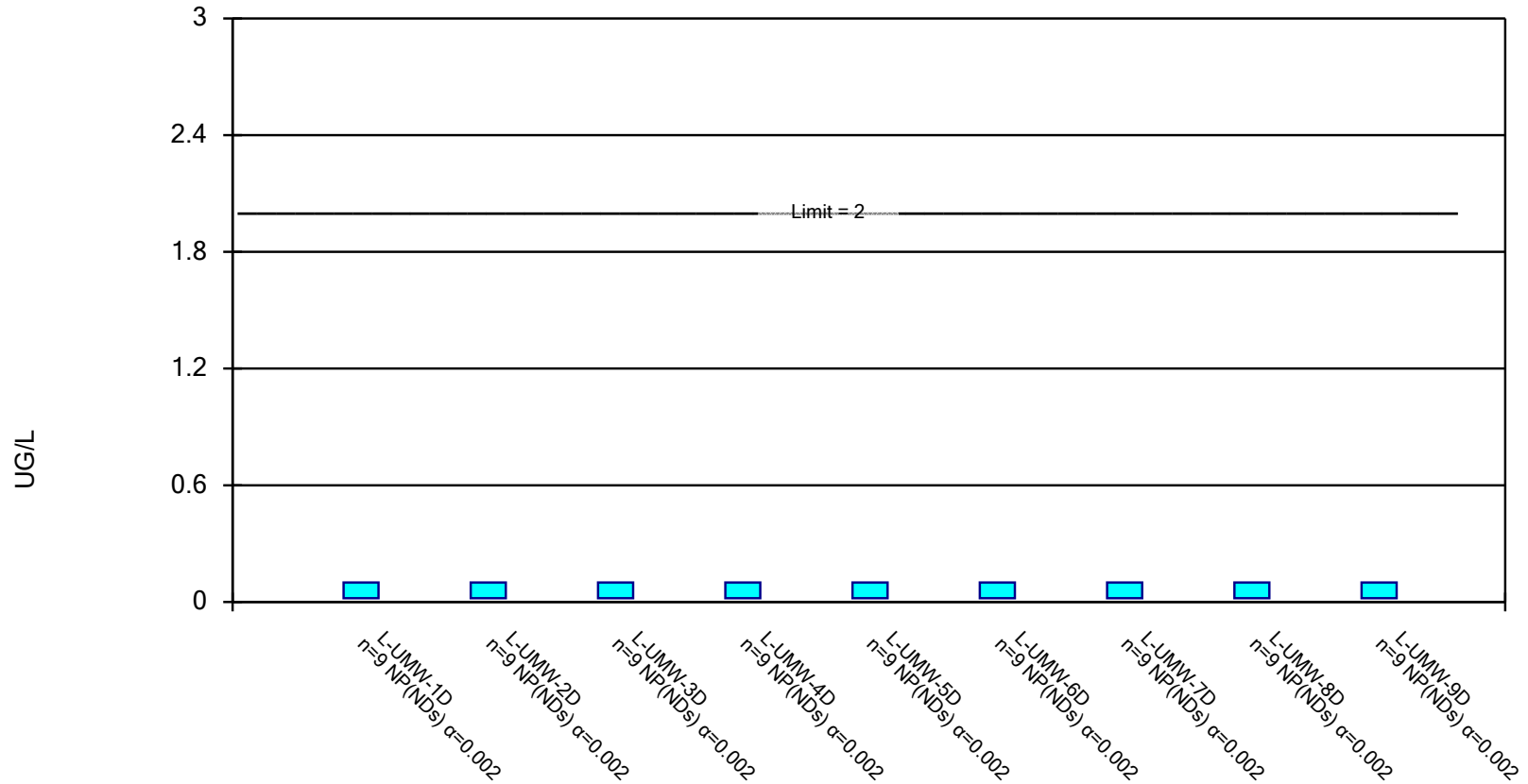


Constituent: LITHIUM, TOTAL Analysis Run 10/9/2018 1:09 PM

Labadie E.C. Client: Ameren Data: LEC DATA (STATS)

Non-Parametric Confidence Interval

Compliance Limit is not exceeded.

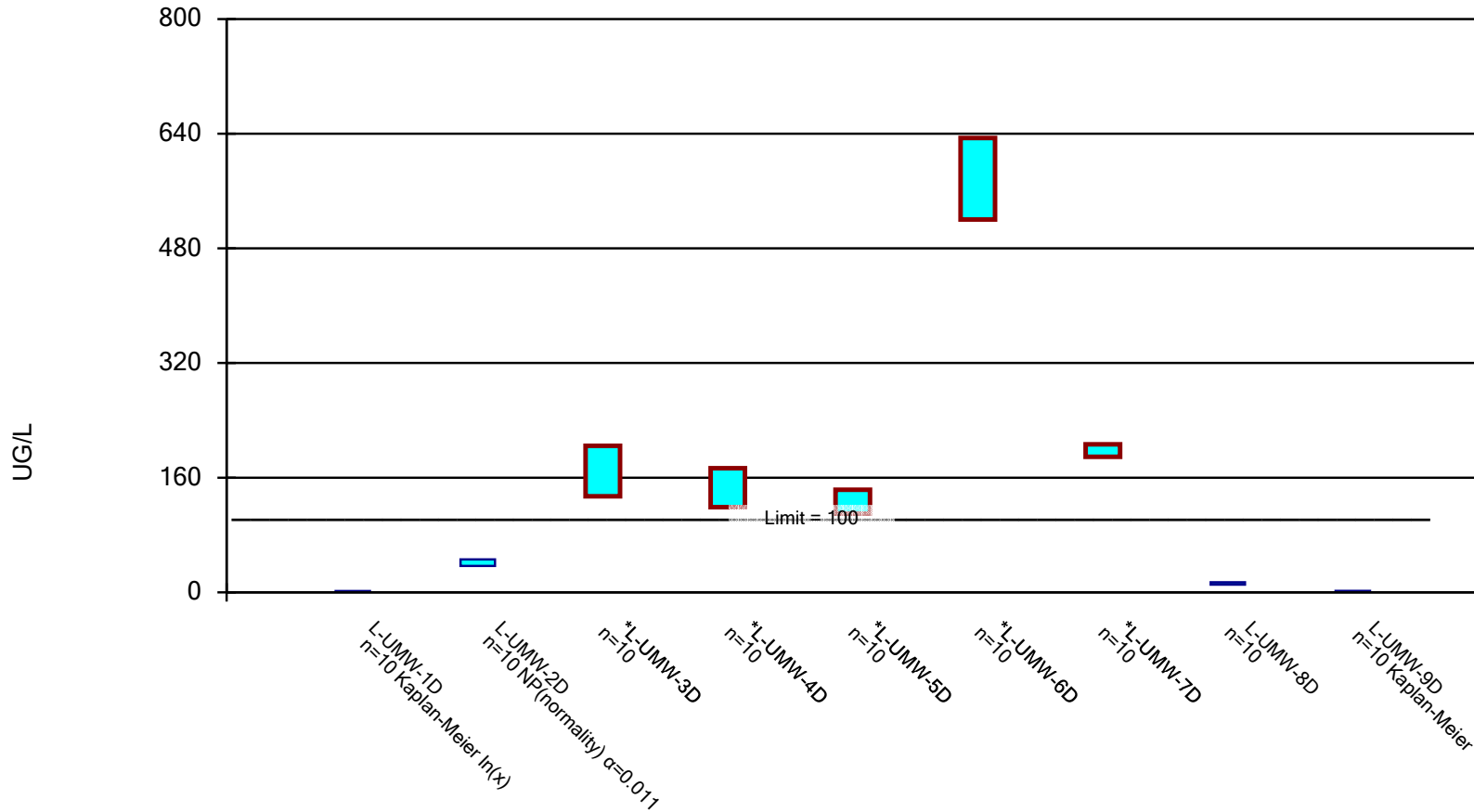


Constituent: MERCURY, TOTAL Analysis Run 10/9/2018 1:09 PM

Labadie E.C. Client: Ameren Data: LEC DATA (STATS)

Parametric and Non-Parametric (NP) Confidence Interval

Compliance limit is exceeded.* Per-well alpha = 0.01 except as noted. Normality Test: Shapiro Wilk, alpha based on n.

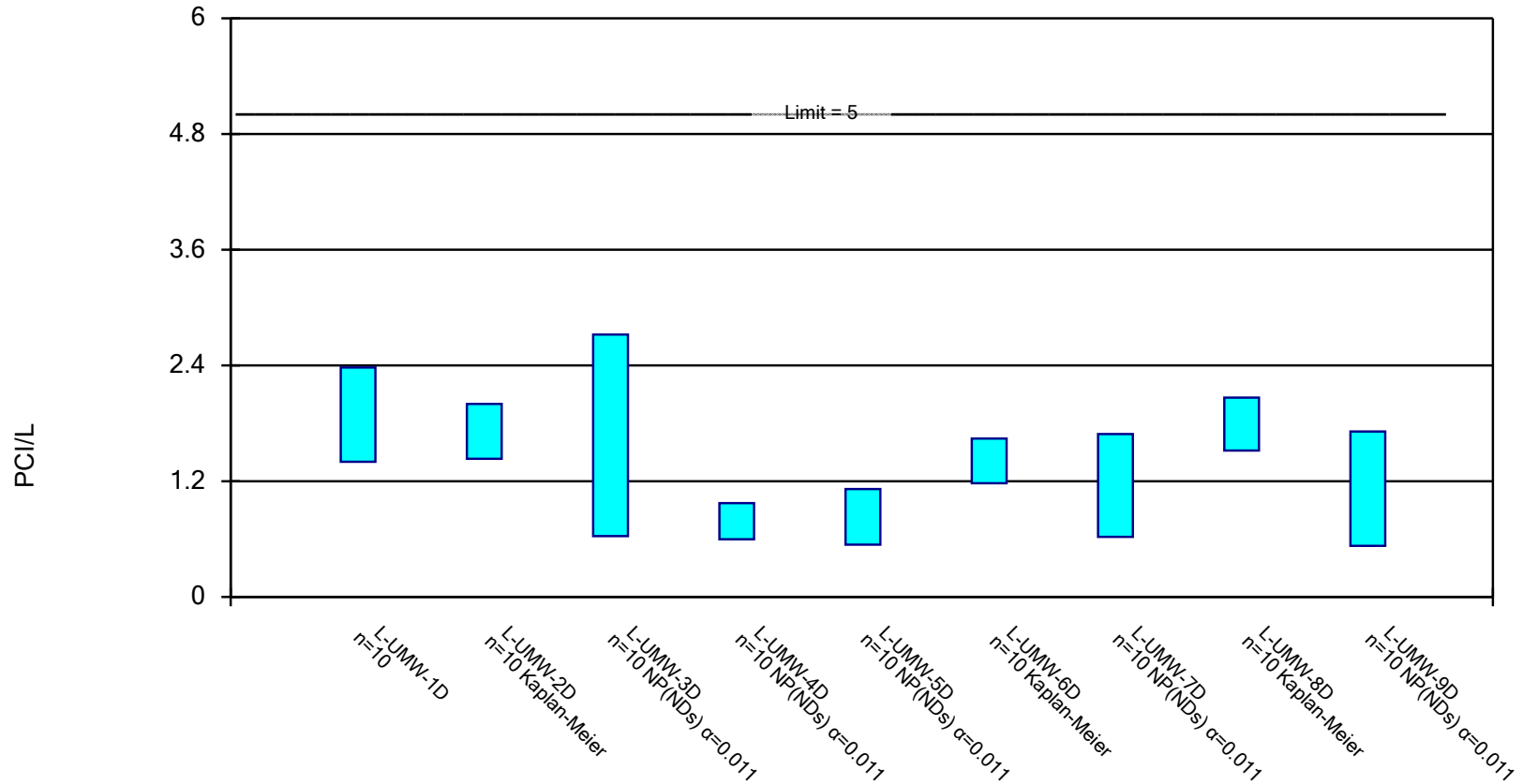


Constituent: MOLYBDENUM, TOTAL Analysis Run 10/9/2018 1:09 PM

Labadie E.C. Client: Ameren Data: LEC DATA (STATS)

Parametric and Non-Parametric (NP) Confidence Interval

Compliance Limit is not exceeded. Per-well alpha = 0.01 except as noted. Normality Test: Shapiro Wilk, alpha based on n.

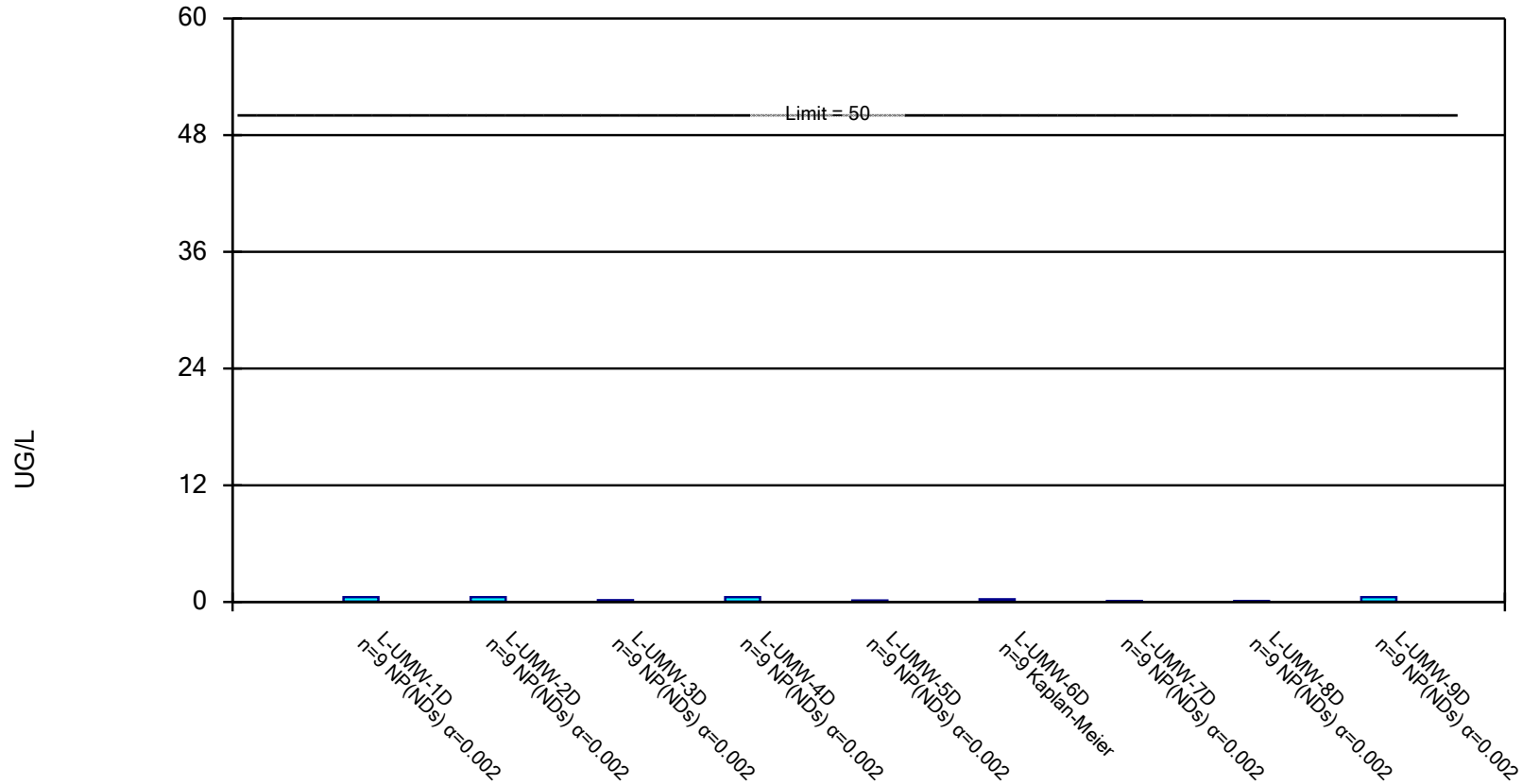


Constituent: Radium [226 + 228] Analysis Run 10/9/2018 1:09 PM

Labadie E.C. Client: Ameren Data: LEC DATA (STATS)

Parametric and Non-Parametric (NP) Confidence Interval

Compliance Limit is not exceeded. Per-well alpha = 0.01 except as noted. Normality Test: Shapiro Wilk, alpha based on n.

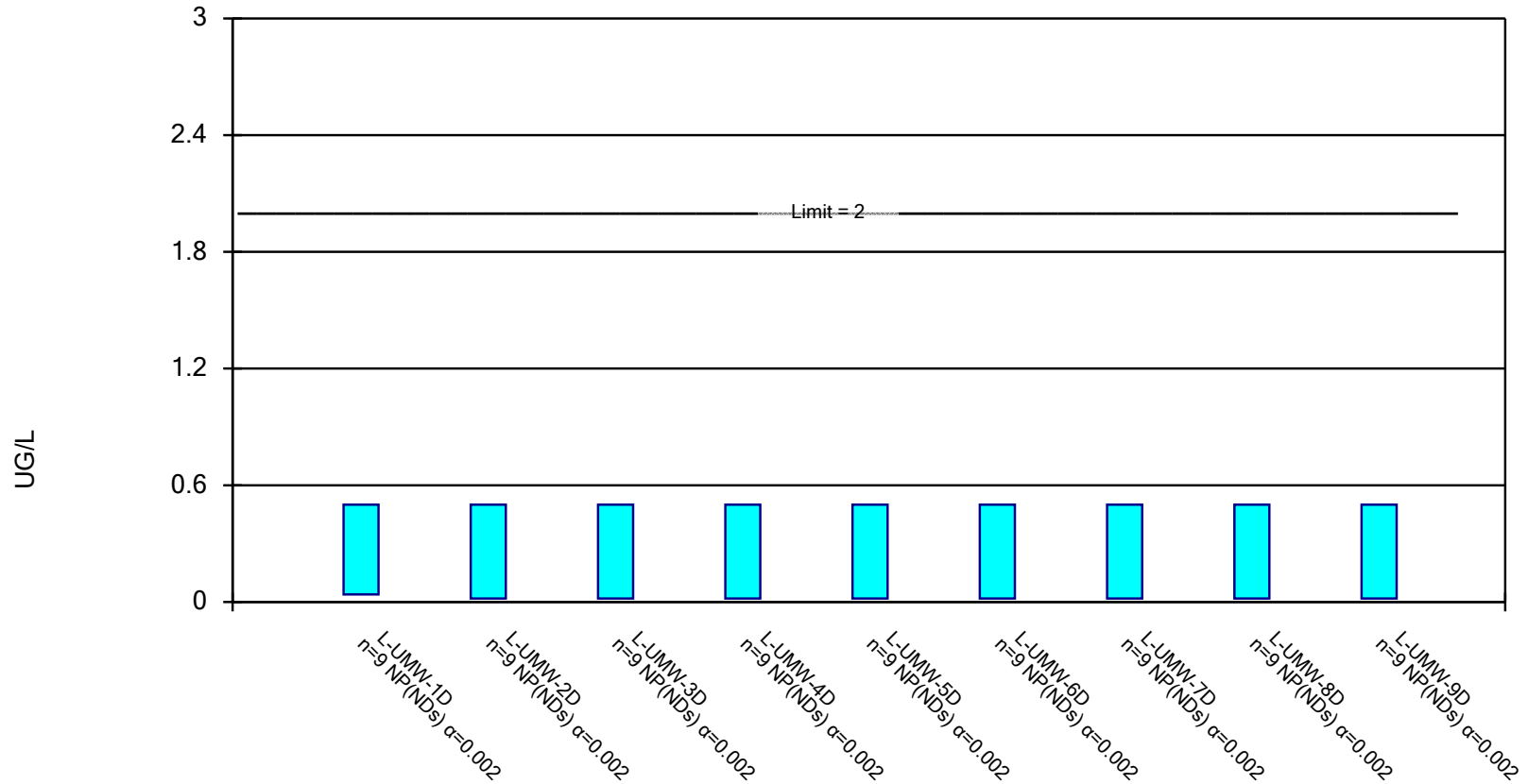


Constituent: SELENIUM, TOTAL Analysis Run 10/9/2018 1:09 PM

Labadie E.C. Client: Ameren Data: LEC DATA (STATS)

Non-Parametric Confidence Interval

Compliance Limit is not exceeded.



Constituent: THALLIUM, TOTAL Analysis Run 10/9/2018 1:09 PM

Labadie E.C. Client: Ameren Data: LEC DATA (STATS)

Confidence Interval

Labadie E.C. Client: Ameren Data: LEC DATA (STATS) Printed 10/9/2018, 1:10 PM

<u>Constituent</u>	<u>Well</u>	<u>Upper Lim.</u>	<u>Lower Lim.</u>	<u>Compliance</u>	<u>Sig.</u>	<u>N</u>	<u>%NDs</u>	<u>Transform</u>	<u>Alpha</u>	<u>Method</u>
ANTIMONY, TOTAL (UG/L)	L-UMW-1D	0.5	0.013	6	No	9	88.89	No	0.002	NP (NDs)
ANTIMONY, TOTAL (UG/L)	L-UMW-2D	0.5	0.013	6	No	9	100	No	0.002	NP (NDs)
ANTIMONY, TOTAL (UG/L)	L-UMW-3D	0.5	0.013	6	No	9	88.89	No	0.002	NP (NDs)
ANTIMONY, TOTAL (UG/L)	L-UMW-4D	0.5	0.013	6	No	9	88.89	No	0.002	NP (NDs)
ANTIMONY, TOTAL (UG/L)	L-UMW-5D	0.1	0.029	6	No	9	33.33	No	0.002	NP (normality)
ANTIMONY, TOTAL (UG/L)	L-UMW-6D	0.5	0.013	6	No	9	88.89	No	0.002	NP (NDs)
ANTIMONY, TOTAL (UG/L)	L-UMW-7D	0.5	0.013	6	No	9	100	No	0.002	NP (NDs)
ANTIMONY, TOTAL (UG/L)	L-UMW-8D	0.5	0.013	6	No	9	100	No	0.002	NP (NDs)
ANTIMONY, TOTAL (UG/L)	L-UMW-9D	0.035	0.013	6	No	9	88.89	No	0.002	NP (NDs)
ARSENIC, TOTAL (UG/L)	L-UMW-1D	38.58	23.64	42.6	No	10	0	No	0.01	Param.
ARSENIC, TOTAL (UG/L)	L-UMW-2D	2.617	1.743	42.6	No	10	0	No	0.01	Param.
ARSENIC, TOTAL (UG/L)	L-UMW-3D	2.721	0.397	42.6	No	10	10	No	0.01	Param.
ARSENIC, TOTAL (UG/L)	L-UMW-4D	0.1756	0.08551	42.6	No	10	40	ln(x)	0.01	Param.
ARSENIC, TOTAL (UG/L)	L-UMW-5D	25.37	18.15	42.6	No	10	0	No	0.01	Param.
ARSENIC, TOTAL (UG/L)	L-UMW-6D	14.73	6.611	42.6	No	10	0	No	0.01	Param.
ARSENIC, TOTAL (UG/L)	L-UMW-7D	21.22	13.22	42.6	No	10	0	No	0.01	Param.
ARSENIC, TOTAL (UG/L)	L-UMW-8D	32.85	28.07	42.6	No	10	0	No	0.01	Param.
ARSENIC, TOTAL (UG/L)	L-UMW-9D	34.7	32.58	42.6	No	10	0	No	0.01	Param.
BARIUM, TOTAL (UG/L)	L-UMW-1D	441.5	376.1	2000	No	10	0	No	0.01	Param.
BARIUM, TOTAL (UG/L)	L-UMW-2D	125	103.6	2000	No	10	0	No	0.01	Param.
BARIUM, TOTAL (UG/L)	L-UMW-3D	152.1	91.28	2000	No	10	0	No	0.01	Param.
BARIUM, TOTAL (UG/L)	L-UMW-4D	77.05	55.45	2000	No	10	0	No	0.01	Param.
BARIUM, TOTAL (UG/L)	L-UMW-5D	74.13	61.31	2000	No	10	0	No	0.01	Param.
BARIUM, TOTAL (UG/L)	L-UMW-6D	146.1	128.3	2000	No	10	0	No	0.01	Param.
BARIUM, TOTAL (UG/L)	L-UMW-7D	172.2	116.4	2000	No	10	0	No	0.01	Param.
BARIUM, TOTAL (UG/L)	L-UMW-8D	484.4	451.2	2000	No	10	0	No	0.01	Param.
BARIUM, TOTAL (UG/L)	L-UMW-9D	533.3	507.7	2000	No	10	0	No	0.01	Param.
BERYLLIUM, TOTAL (UG/L)	L-UMW-1D	0.5	0.08	4	No	9	100	No	0.002	NP (NDs)
BERYLLIUM, TOTAL (UG/L)	L-UMW-2D	0.5	0.08	4	No	9	100	No	0.002	NP (NDs)
BERYLLIUM, TOTAL (UG/L)	L-UMW-3D	0.5	0.08	4	No	9	100	No	0.002	NP (NDs)
BERYLLIUM, TOTAL (UG/L)	L-UMW-4D	0.5	0.08	4	No	9	100	No	0.002	NP (NDs)
BERYLLIUM, TOTAL (UG/L)	L-UMW-5D	0.5	0.08	4	No	9	100	No	0.002	NP (NDs)
BERYLLIUM, TOTAL (UG/L)	L-UMW-6D	0.5	0.08	4	No	9	100	No	0.002	NP (NDs)
BERYLLIUM, TOTAL (UG/L)	L-UMW-7D	0.5	0.08	4	No	9	100	No	0.002	NP (NDs)
BERYLLIUM, TOTAL (UG/L)	L-UMW-8D	0.17	0.08	4	No	9	88.89	No	0.002	NP (NDs)
BERYLLIUM, TOTAL (UG/L)	L-UMW-9D	0.5	0.08	4	No	9	100	No	0.002	NP (NDs)
CADMIUM, TOTAL (UG/L)	L-UMW-1D	0.25	0.009	5	No	9	100	No	0.002	NP (NDs)
CADMIUM, TOTAL (UG/L)	L-UMW-2D	0.25	0.009	5	No	9	100	No	0.002	NP (NDs)
CADMIUM, TOTAL (UG/L)	L-UMW-3D	0.036	0.009	5	No	9	88.89	No	0.002	NP (NDs)
CADMIUM, TOTAL (UG/L)	L-UMW-4D	0.25	0.009	5	No	9	100	No	0.002	NP (NDs)
CADMIUM, TOTAL (UG/L)	L-UMW-5D	0.25	0.009	5	No	9	100	No	0.002	NP (NDs)
CADMIUM, TOTAL (UG/L)	L-UMW-6D	0.052	0.009	5	No	9	77.78	No	0.002	NP (NDs)
CADMIUM, TOTAL (UG/L)	L-UMW-7D	0.25	0.009	5	No	9	100	No	0.002	NP (NDs)
CADMIUM, TOTAL (UG/L)	L-UMW-8D	0.25	0.009	5	No	9	100	No	0.002	NP (NDs)
CADMIUM, TOTAL (UG/L)	L-UMW-9D	0.25	0.009	5	No	9	100	No	0.002	NP (NDs)
CHROMIUM, TOTAL (UG/L)	L-UMW-1D	2.4	0.027	100	No	9	66.67	No	0.002	NP (NDs)
CHROMIUM, TOTAL (UG/L)	L-UMW-2D	0.56	0.027	100	No	9	55.56	No	0.002	NP (NDs)
CHROMIUM, TOTAL (UG/L)	L-UMW-3D	0.17	0.027	100	No	9	88.89	No	0.002	NP (NDs)
CHROMIUM, TOTAL (UG/L)	L-UMW-4D	1.8	0.027	100	No	9	55.56	No	0.002	NP (NDs)
CHROMIUM, TOTAL (UG/L)	L-UMW-5D	0.58	0.027	100	No	9	66.67	No	0.002	NP (NDs)

Confidence Interval

Labadie E.C. Client: Ameren Data: LEC DATA (STATS) Printed 10/9/2018, 1:10 PM

<u>Constituent</u>	<u>Well</u>	<u>Upper Lim.</u>	<u>Lower Lim.</u>	<u>Compliance</u>	<u>Sig.</u>	<u>N</u>	<u>%NDs</u>	<u>Transform</u>	<u>Alpha</u>	<u>Method</u>
CHROMIUM, TOTAL (UG/L)	L-UMW-6D	0.8	0.027	100	No	9	55.56	No	0.002	NP (NDs)
CHROMIUM, TOTAL (UG/L)	L-UMW-7D	0.81	0.027	100	No	9	55.56	No	0.002	NP (NDs)
CHROMIUM, TOTAL (UG/L)	L-UMW-8D	1	0.027	100	No	9	55.56	No	0.002	NP (NDs)
CHROMIUM, TOTAL (UG/L)	L-UMW-9D	1.1	0.027	100	No	9	66.67	No	0.002	NP (NDs)
COBALT, TOTAL (UG/L)	L-UMW-1D	2.5	0.36	6	No	9	100	No	0.002	NP (NDs)
COBALT, TOTAL (UG/L)	L-UMW-2D	2.5	0.36	6	No	9	100	No	0.002	NP (NDs)
COBALT, TOTAL (UG/L)	L-UMW-3D	2.5	0.36	6	No	9	100	No	0.002	NP (NDs)
COBALT, TOTAL (UG/L)	L-UMW-4D	2.5	0.36	6	No	9	100	No	0.002	NP (NDs)
COBALT, TOTAL (UG/L)	L-UMW-5D	2.5	0.36	6	No	9	100	No	0.002	NP (NDs)
COBALT, TOTAL (UG/L)	L-UMW-6D	2.5	0.36	6	No	9	100	No	0.002	NP (NDs)
COBALT, TOTAL (UG/L)	L-UMW-7D	2.5	0.36	6	No	9	100	No	0.002	NP (NDs)
COBALT, TOTAL (UG/L)	L-UMW-8D	2.5	0.36	6	No	9	88.89	No	0.002	NP (NDs)
COBALT, TOTAL (UG/L)	L-UMW-9D	2.5	0.36	6	No	9	100	No	0.002	NP (NDs)
FLUORIDE, TOTAL (MG/L)	L-UMW-1D	0.2348	0.1907	4	No	11	0	No	0.01	Param.
FLUORIDE, TOTAL (MG/L)	L-UMW-2D	0.41	0.34	4	No	12	0	No	0.01	NP (normality)
FLUORIDE, TOTAL (MG/L)	L-UMW-3D	0.1918	0.11	4	No	11	9.091	No	0.01	Param.
FLUORIDE, TOTAL (MG/L)	L-UMW-4D	0.4205	0.3495	4	No	12	0	No	0.01	Param.
FLUORIDE, TOTAL (MG/L)	L-UMW-5D	0.1334	0.08008	4	No	11	9.091	No	0.01	Param.
FLUORIDE, TOTAL (MG/L)	L-UMW-6D	0.154	0.1206	4	No	11	0	No	0.01	Param.
FLUORIDE, TOTAL (MG/L)	L-UMW-7D	0.37	0.27	4	No	12	0	No	0.01	NP (normality)
FLUORIDE, TOTAL (MG/L)	L-UMW-8D	0.2058	0.1524	4	No	11	0	No	0.01	Param.
FLUORIDE, TOTAL (MG/L)	L-UMW-9D	0.1951	0.1503	4	No	11	0	No	0.01	Param.
LEAD, TOTAL (UG/L)	L-UMW-1D	4.9	1.2	15	No	9	55.56	No	0.002	NP (NDs)
LEAD, TOTAL (UG/L)	L-UMW-2D	4.1	1.2	15	No	9	77.78	No	0.002	NP (NDs)
LEAD, TOTAL (UG/L)	L-UMW-3D	3.1	1.2	15	No	9	77.78	No	0.002	NP (NDs)
LEAD, TOTAL (UG/L)	L-UMW-4D	5	1.2	15	No	9	100	No	0.002	NP (NDs)
LEAD, TOTAL (UG/L)	L-UMW-5D	5.1	1.2	15	No	9	77.78	No	0.002	NP (NDs)
LEAD, TOTAL (UG/L)	L-UMW-6D	5	1.2	15	No	9	77.78	No	0.002	NP (NDs)
LEAD, TOTAL (UG/L)	L-UMW-7D	5	1.2	15	No	9	77.78	No	0.002	NP (NDs)
LEAD, TOTAL (UG/L)	L-UMW-8D	5	1.2	15	No	9	77.78	No	0.002	NP (NDs)
LEAD, TOTAL (UG/L)	L-UMW-9D	4.8	1.2	15	No	9	44.44	No	0.002	NP (normality)
LITHIUM, TOTAL (UG/L)	L-UMW-1D	26.35	23.05	54.85	No	10	0	No	0.01	Param.
LITHIUM, TOTAL (UG/L)	L-UMW-2D	29.73	23.87	54.85	No	10	0	No	0.01	Param.
LITHIUM, TOTAL (UG/L)	L-UMW-3D	26.56	18.06	54.85	No	10	0	No	0.01	Param.
LITHIUM, TOTAL (UG/L)	L-UMW-4D	35.92	29.08	54.85	No	10	0	No	0.01	Param.
LITHIUM, TOTAL (UG/L)	L-UMW-5D	22.89	14.03	54.85	No	10	0	No	0.01	Param.
LITHIUM, TOTAL (UG/L)	L-UMW-6D	8.14	5.66	54.85	No	10	0	No	0.01	Param.
LITHIUM, TOTAL (UG/L)	L-UMW-7D	21.29	17.39	54.85	No	10	0	No	0.01	Param.
LITHIUM, TOTAL (UG/L)	L-UMW-8D	33.72	29.58	54.85	No	10	0	No	0.01	Param.
LITHIUM, TOTAL (UG/L)	L-UMW-9D	18.6	15.48	54.85	No	10	0	No	0.01	Param.
MERCURY, TOTAL (UG/L)	L-UMW-1D	0.1	0.0195	2	No	9	100	No	0.002	NP (NDs)
MERCURY, TOTAL (UG/L)	L-UMW-2D	0.1	0.0195	2	No	9	100	No	0.002	NP (NDs)
MERCURY, TOTAL (UG/L)	L-UMW-3D	0.1	0.0195	2	No	9	100	No	0.002	NP (NDs)
MERCURY, TOTAL (UG/L)	L-UMW-4D	0.1	0.0195	2	No	9	100	No	0.002	NP (NDs)
MERCURY, TOTAL (UG/L)	L-UMW-5D	0.1	0.0195	2	No	9	100	No	0.002	NP (NDs)
MERCURY, TOTAL (UG/L)	L-UMW-6D	0.1	0.0195	2	No	9	100	No	0.002	NP (NDs)
MERCURY, TOTAL (UG/L)	L-UMW-7D	0.1	0.0195	2	No	9	100	No	0.002	NP (NDs)
MERCURY, TOTAL (UG/L)	L-UMW-8D	0.1	0.0195	2	No	9	100	No	0.002	NP (NDs)
MERCURY, TOTAL (UG/L)	L-UMW-9D	0.1	0.0195	2	No	9	100	No	0.002	NP (NDs)
MOLYBDENUM, TOTAL (UG/L)	L-UMW-1D	1.721	0.6854	100	No	10	30	ln(x)	0.01	Param.

Confidence Interval

Labadie E.C. Client: Ameren Data: LEC DATA (STATS) Printed 10/9/2018, 1:10 PM

<u>Constituent</u>	<u>Well</u>	<u>Upper Lim.</u>	<u>Lower Lim.</u>	<u>Compliance</u>	<u>Sig.</u>	<u>N</u>	<u>%NDs</u>	<u>Transform</u>	<u>Alpha</u>	<u>Method</u>
MOLYBDENUM, TOTAL (UG/L)	L-UMW-2D	45.9	36.9	100	No	10	0	No	0.011	NP (normality)
MOLYBDENUM, TOTAL (UG/L)	L-UMW-3D	204.5	134.1	100	Yes	10	0	No	0.01	Param.
MOLYBDENUM, TOTAL (UG/L)	L-UMW-4D	173.2	119	100	Yes	10	0	No	0.01	Param.
MOLYBDENUM, TOTAL (UG/L)	L-UMW-5D	143.1	109.9	100	Yes	10	0	No	0.01	Param.
MOLYBDENUM, TOTAL (UG/L)	L-UMW-6D	634.1	520.3	100	Yes	10	0	No	0.01	Param.
MOLYBDENUM, TOTAL (UG/L)	L-UMW-7D	206.4	189.2	100	Yes	10	0	No	0.01	Param.
MOLYBDENUM, TOTAL (UG/L)	L-UMW-8D	14.05	10.75	100	No	10	0	No	0.01	Param.
MOLYBDENUM, TOTAL (UG/L)	L-UMW-9D	1.964	0.7013	100	No	10	20	No	0.01	Param.
Radium [226 + 228] (PCI/L)	L-UMW-1D	2.378	1.402	5	No	10	10	No	0.01	Param.
Radium [226 + 228] (PCI/L)	L-UMW-2D	2.001	1.433	5	No	10	30	No	0.01	Param.
Radium [226 + 228] (PCI/L)	L-UMW-3D	2.721	0.63	5	No	10	60	No	0.011	NP (NDs)
Radium [226 + 228] (PCI/L)	L-UMW-4D	0.973	0.5985	5	No	10	80	No	0.011	NP (NDs)
Radium [226 + 228] (PCI/L)	L-UMW-5D	1.118	0.542	5	No	10	90	No	0.011	NP (NDs)
Radium [226 + 228] (PCI/L)	L-UMW-6D	1.642	1.179	5	No	10	50	No	0.01	Param.
Radium [226 + 228] (PCI/L)	L-UMW-7D	1.689	0.623	5	No	10	80	No	0.011	NP (NDs)
Radium [226 + 228] (PCI/L)	L-UMW-8D	2.067	1.518	5	No	10	30	No	0.01	Param.
Radium [226 + 228] (PCI/L)	L-UMW-9D	1.716	0.529	5	No	10	80	No	0.011	NP (NDs)
SELENIUM, TOTAL (UG/L)	L-UMW-1D	0.5	0.043	50	No	9	100	No	0.002	NP (NDs)
SELENIUM, TOTAL (UG/L)	L-UMW-2D	0.5	0.043	50	No	9	100	No	0.002	NP (NDs)
SELENIUM, TOTAL (UG/L)	L-UMW-3D	0.19	0.043	50	No	9	55.56	No	0.002	NP (NDs)
SELENIUM, TOTAL (UG/L)	L-UMW-4D	0.5	0.043	50	No	9	100	No	0.002	NP (NDs)
SELENIUM, TOTAL (UG/L)	L-UMW-5D	0.15	0.09	50	No	9	66.67	No	0.002	NP (NDs)
SELENIUM, TOTAL (UG/L)	L-UMW-6D	0.2754	0.182	50	No	9	22.22	No	0.01	Param.
SELENIUM, TOTAL (UG/L)	L-UMW-7D	0.091	0.043	50	No	9	77.78	No	0.002	NP (NDs)
SELENIUM, TOTAL (UG/L)	L-UMW-8D	0.09	0.043	50	No	9	88.89	No	0.002	NP (NDs)
SELENIUM, TOTAL (UG/L)	L-UMW-9D	0.5	0.043	50	No	9	100	No	0.002	NP (NDs)
THALLIUM, TOTAL (UG/L)	L-UMW-1D	0.5	0.039	2	No	9	77.78	No	0.002	NP (NDs)
THALLIUM, TOTAL (UG/L)	L-UMW-2D	0.5	0.018	2	No	9	100	No	0.002	NP (NDs)
THALLIUM, TOTAL (UG/L)	L-UMW-3D	0.5	0.018	2	No	9	100	No	0.002	NP (NDs)
THALLIUM, TOTAL (UG/L)	L-UMW-4D	0.5	0.018	2	No	9	100	No	0.002	NP (NDs)
THALLIUM, TOTAL (UG/L)	L-UMW-5D	0.5	0.018	2	No	9	100	No	0.002	NP (NDs)
THALLIUM, TOTAL (UG/L)	L-UMW-6D	0.5	0.018	2	No	9	88.89	No	0.002	NP (NDs)
THALLIUM, TOTAL (UG/L)	L-UMW-7D	0.5	0.018	2	No	9	100	No	0.002	NP (NDs)
THALLIUM, TOTAL (UG/L)	L-UMW-8D	0.5	0.018	2	No	9	100	No	0.002	NP (NDs)
THALLIUM, TOTAL (UG/L)	L-UMW-9D	0.5	0.018	2	No	9	100	No	0.002	NP (NDs)

APPENDIX D

Potentiometric Surface Maps



LEGEND

- Labadie Energy Center Property Boundary
- LCPA - Bottom Ash Surface Impoundment

Groundwater Elevation Contours


- Groundwater Elevation Contour (FT MSL)
- Inferred Groundwater Elevation Contour (FT MSL)

Ground/Surface Water Measurement Locations

- Background Monitoring Well
- LCPA - Bottom Ash Surface Impoundment Monitoring Well
- Missouri River Gauge
- LCPA - Bottom Ash Surface Impoundment Gauge
- Groundwater Flow Direction

- NOTES**
1. ALL LOCATIONS AND BOUNDARIES ARE APPROXIMATE.
 2. GROUNDWATER ELEVATION MEASUREMENTS OBTAINED ONSITE BY GOLDER.
 3. GROUNDWATER MONITORING WELLS SURVEYED BY ZAHNER AND ASSOCIATES, INC. ON JANUARY 13 AND FEBRUARY 11, 2016.
 4. GROUNDWATER ELEVATIONS DISPLAYED IN FT MSL (FEET ABOVE MEAN SEA LEVEL).
 5. MISSOURI RIVER LEVEL OBTAINED FROM USGS LABADIE GAUGE 06935550.
 6. POND GAUGE LEVEL OBTAINED ONSITE BY GOLDER.

- REFERENCES**
1. ZAHNER AND ASSOCIATES, INC. 2016. LOT CONSOLIDATION PLAT OF "LABADIE ENERGY CENTER" - PREPARED FOR AMEREN MISSOURI. REVISED JUNE 15, 2016.
 2. COORDINATE SYSTEM: NAD 1983 STATEPLANE MISSOURI EAST FIPS 2,401 FEET.
 3. USGS (UNITED STATES GEOLOGICAL SURVEY), NATIONAL WATER INFORMATION SYSTEM, USGS GAUGE 06935550 MISSOURI RIVER NEAR LABADIE, MO.



CLIENT
AMEREN MISSOURI
LABADIE ENERGY CENTER



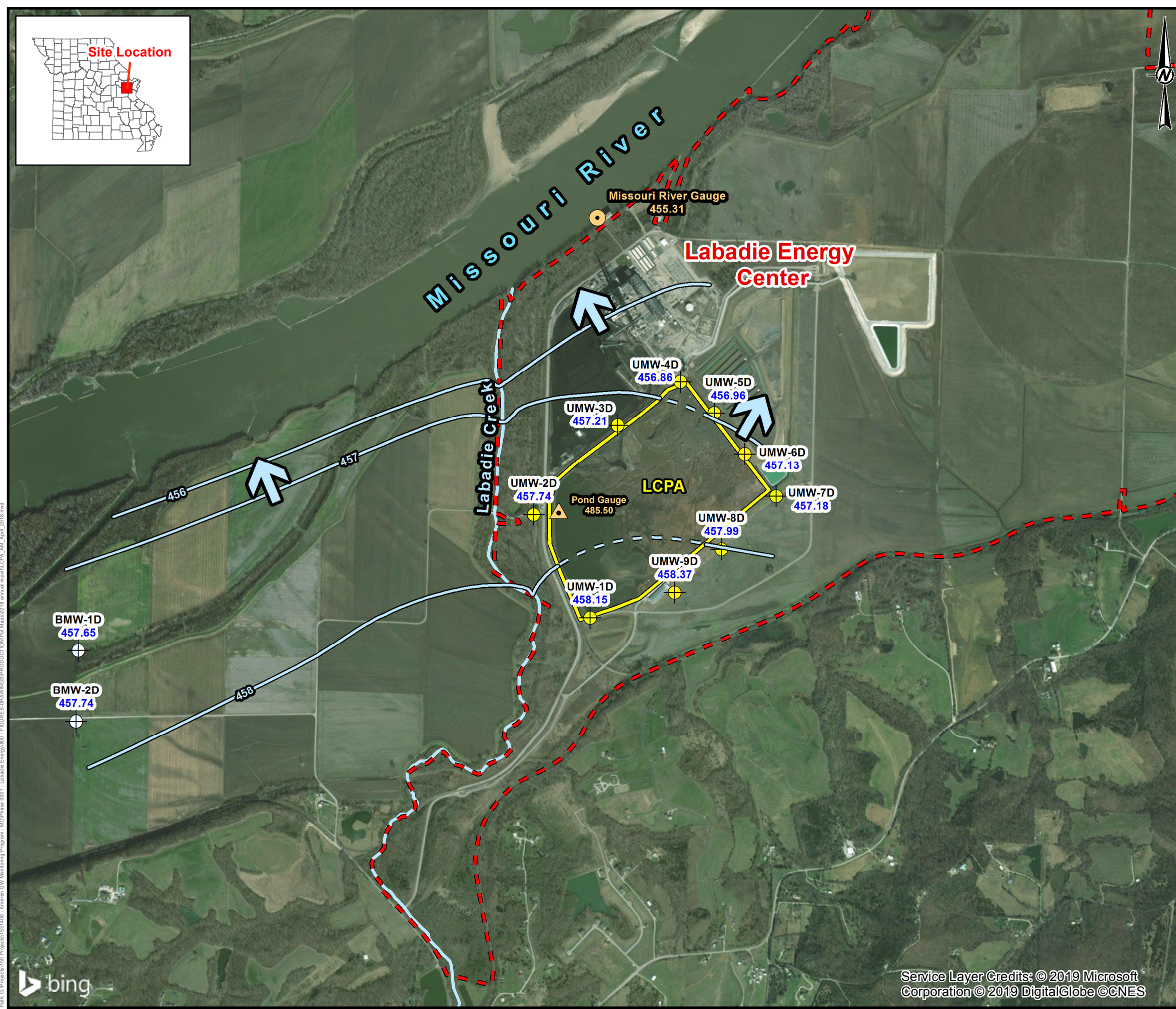
PROJECT
CCR GROUNDWATER MONITORING PROGRAM

TITLE
LCPA POTENTIOMETRIC SURFACE MAP - APRIL 9, 2018

CONSULTANT	DATE
YYYY-MM-DD	2018-09-12
PREPARED	EFT
DESIGN	JSI
REVIEW	EMS
APPROVED	MNH

PROJECT No.
153-1406

FIGURE
C1



Path: G:\Projects\153-1406 - Ameren GW Monitoring Program - MOCPhase 0001 - Labadie Energy\800 - FIGURES\DRAWINGS\PRODUCTION\Map\2018 Annual Report\LCPA_AM_April_2018.mxd



Service Layer Credits: © 2019 Microsoft Corporation © 2019 DigitalGlobe © CNES

IF THIS MEASUREMENT DOES NOT MATCH WHAT IS SHOWN, THE SHEET SIZE HAS BEEN MODIFIED FROM: 11in



LEGEND

- Labadie Energy Center Property Boundary
- LCPA - Bottom Ash Surface Impoundment

Groundwater Elevation Contours

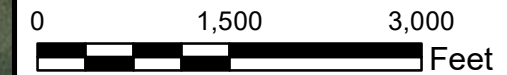
- Groundwater Elevation Contour (FT MSL)
- Inferred Groundwater Elevation Contour (FT MSL)

Ground/Surface Water Measurement Locations

- Background Monitoring Well
- LCPA - Bottom Ash Surface Impoundment Monitoring Well
- Missouri River Gauge
- LCPA - Bottom Ash Surface Impoundment Gauge
- Groundwater Flow Direction

- NOTES**
1. ALL LOCATIONS AND BOUNDARIES ARE APPROXIMATE.
 2. GROUNDWATER ELEVATION MEASUREMENTS OBTAINED ONSITE BY GOLDER.
 3. GROUNDWATER MONITORING WELLS SURVEYED BY ZAHNER AND ASSOCIATES, INC. ON JANUARY 13 AND FEBRUARY 11, 2016.
 4. GROUNDWATER ELEVATIONS DISPLAYED IN FT MSL (FEET ABOVE MEAN SEA LEVEL).
 5. MISSOURI RIVER LEVEL OBTAINED FROM USGS LABADIE GAUGE 06935550.
 6. POND GAUGE LEVEL OBTAINED ONSITE BY GOLDER.

- REFERENCES**
1. ZAHNER AND ASSOCIATES, INC. 2016. LOT CONSOLIDATION PLAT OF "LABADIE ENERGY CENTER" - PREPARED FOR AMEREN MISSOURI. REVISED JUNE 15, 2016.
 2. COORDINATE SYSTEM: NAD 1983 STATEPLANE MISSOURI EAST FIPS 2,401 FEET.
 3. USGS (UNITED STATES GEOLOGICAL SURVEY), NATIONAL WATER INFORMATION SYSTEM, USGS GAUGE 06935550 MISSOURI RIVER NEAR LABADIE, MO.



CLIENT
AMEREN MISSOURI
LABADIE ENERGY CENTER

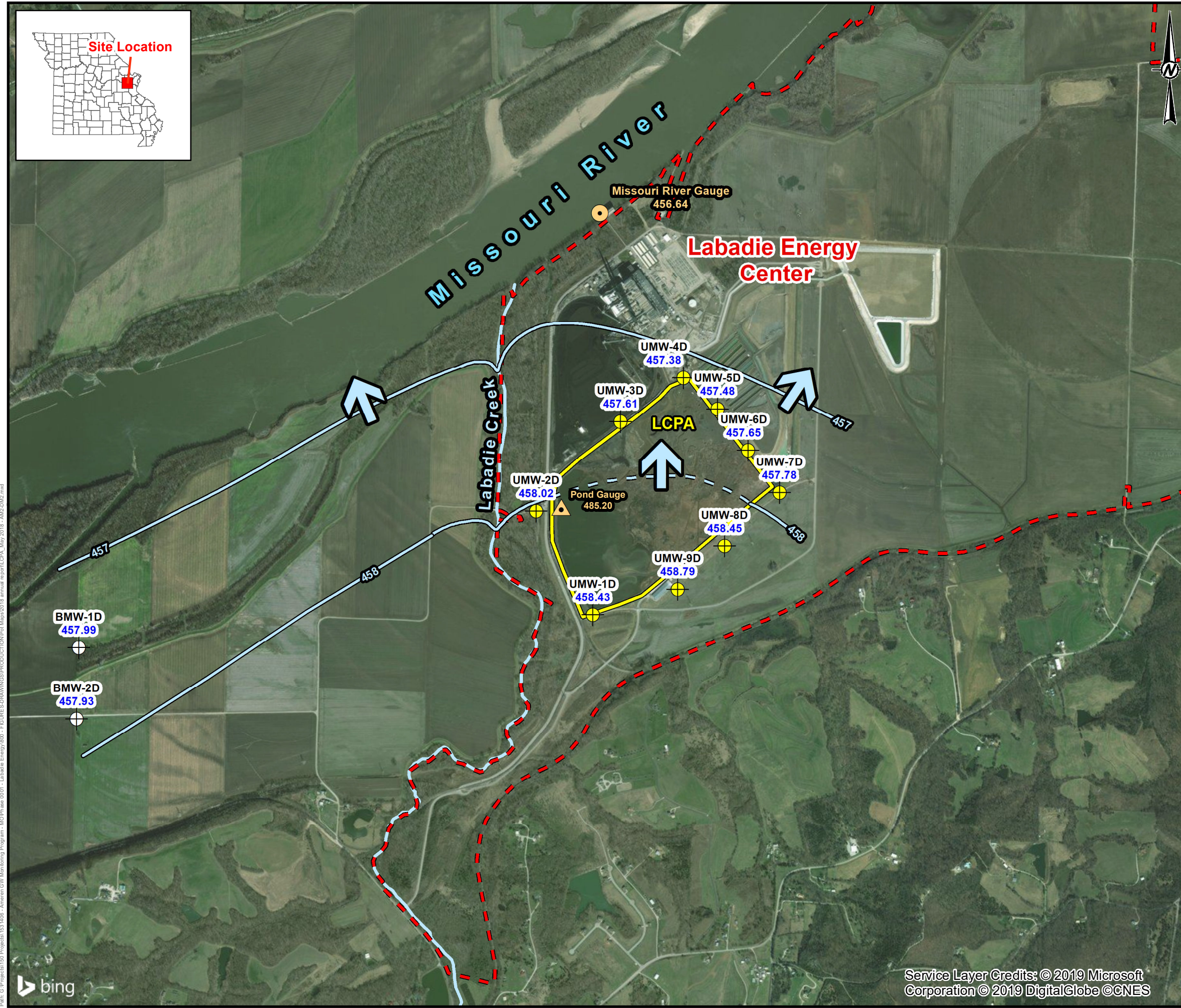
PROJECT
CCR GROUNDWATER MONITORING PROGRAM

TITLE
LCPA POTENTIOMETRIC SURFACE MAP - MAY 21, 2018

CONSULTANT	DATE
YYYY-MM-DD	2018-12-20
PREPARED	EFT
DESIGN	JSI
REVIEW	EMS
APPROVED	MNH

PROJECT No.
 153-1406

FIGURE
C2

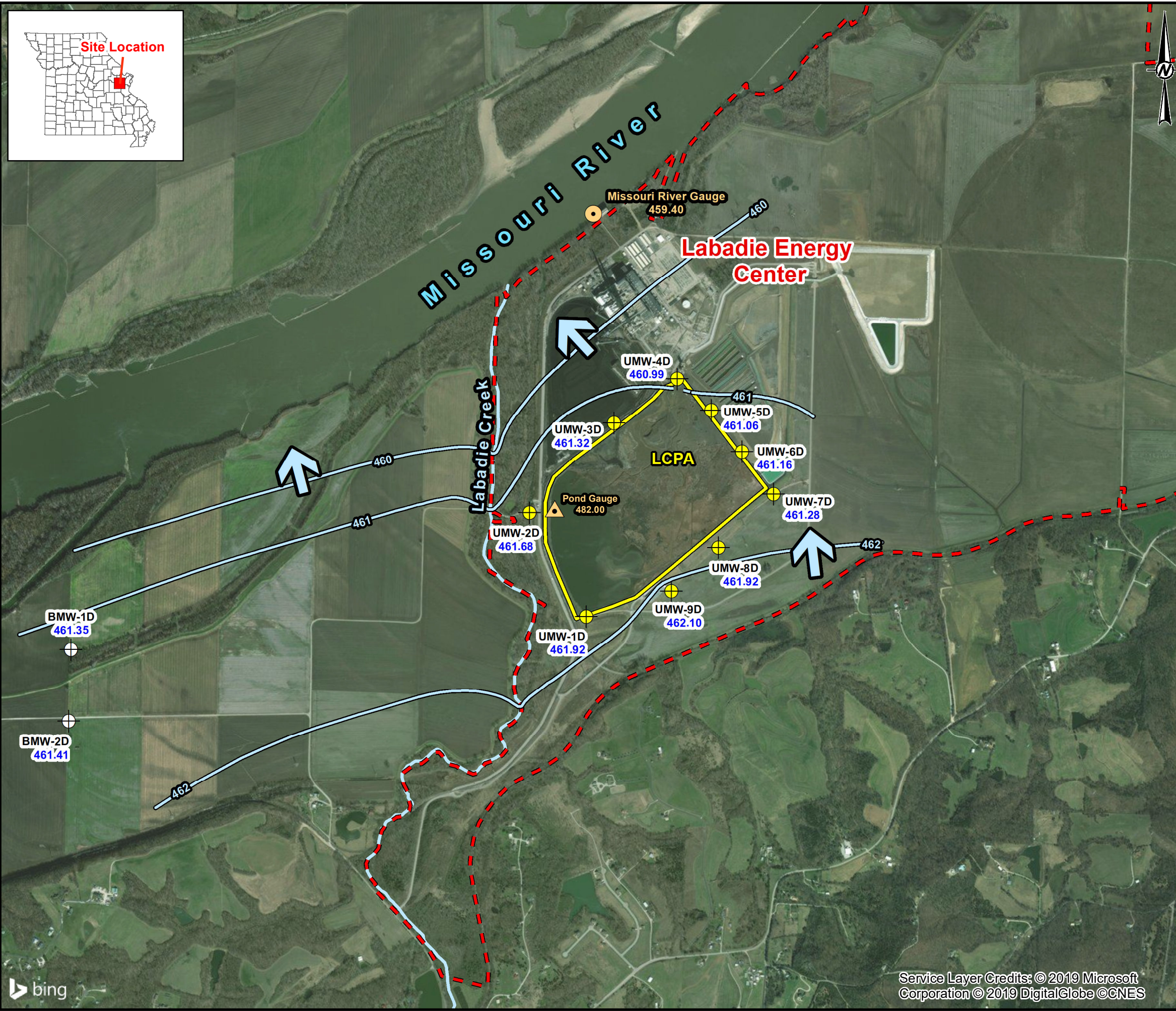


Path: G:\Projects\153-1406 - Ameren GW Monitoring Program - MO\Phase 0001 - Labadie Energy\000 - FIGURES\DRAWINGS\PRODUCTION\Map\2018 Annual Report\LCPA_May_2018_AmzCM2.mxd



Service Layer Credits: © 2019 Microsoft Corporation © 2019 DigitalGlobe © CNES

IF THIS MEASUREMENT DOES NOT MATCH WHAT IS SHOWN, THE SHEET SIZE HAS BEEN MODIFIED FROM: 11in



LEGEND

- Labadie Energy Center Property Boundary
- LCPA - Bottom Ash Surface Impoundment

Groundwater Elevation Contours

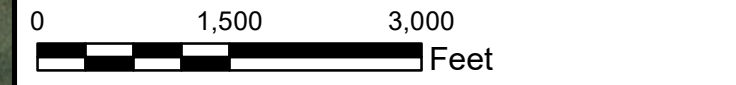
- Groundwater Elevation Contour (FT MSL)
- Inferred Groundwater Elevation Contour (FT MSL)

Ground/Surface Water Measurement Locations

- Background Monitoring Well
- LCPA - Bottom Ash Surface Impoundment Monitoring Well
- Missouri River Gauge
- LCPA - Bottom Ash Surface Impoundment Gauge
- Groundwater Flow Direction

- NOTES**
1. ALL LOCATIONS AND BOUNDARIES ARE APPROXIMATE.
 2. GROUNDWATER ELEVATION MEASUREMENTS OBTAINED ONSITE BY GOLDER.
 3. GROUNDWATER MONITORING WELLS SURVEYED BY ZAHNER AND ASSOCIATES, INC. ON JANUARY 13 AND FEBRUARY 11, 2016.
 4. GROUNDWATER ELEVATIONS DISPLAYED IN FT MSL (FEET ABOVE MEAN SEA LEVEL).
 5. MISSOURI RIVER LEVEL OBTAINED FROM USGS LABADIE GAUGE 06935550.
 6. POND GAUGE LEVEL OBTAINED ONSITE BY GOLDER.

- REFERENCES**
1. ZAHNER AND ASSOCIATES, INC. 2016. LOT CONSOLIDATION PLAT OF "LABADIE ENERGY CENTER" - PREPARED FOR AMEREN MISSOURI. REVISED JUNE 15, 2016.
 2. COORDINATE SYSTEM: NAD 1983 STATEPLANE MISSOURI EAST FIPS 2,401 FEET.
 3. USGS (UNITED STATES GEOLOGICAL SURVEY), NATIONAL WATER INFORMATION SYSTEM, USGS GAUGE 06935550 MISSOURI RIVER NEAR LABADIE, MO.



CLIENT
AMEREN MISSOURI
LABADIE ENERGY CENTER



PROJECT
CCR GROUNDWATER MONITORING PROGRAM

TITLE
LCPA POTENTIOMETRIC SURFACE MAP - NOVEMBER 7, 2018

CONSULTANT	YYYY-MM-DD	2019-12-20
GOLDER	PREPARED	EFT
	DESIGN	JSI
	REVIEW	EMS
	APPROVED	MNH

PROJECT No.
 153-1406

FIGURE
C3

Path: G:\Projects\153-1406 - Ameren GW Monitoring Program - MO\Phase 0001 - Labadie Energy\000 - FIGURES\DRAWINGS\PRODUCTION\Map\2018 Annual Report\LCPA_Nov_2018.mxd



Service Layer Credits: © 2019 Microsoft Corporation © 2019 DigitalGlobe © CNES

IF THIS MEASUREMENT DOES NOT MATCH WHAT IS SHOWN, THE SHEET SIZE HAS BEEN MODIFIED FROM: 11in



golder.com