



REPORT

2017 ANNUAL GROUNDWATER MONITORING REPORT

LCL1 - Utility Waste Landfill Cell 1, Labadie Energy
Center

Franklin County, Missouri, USA



Submitted To: Ameren Missouri
1901 Chouteau Avenue
St. Louis, Missouri 63103

Submitted By: Golder Associates Inc.
820 S. Main Street, Suite 100
St. Charles, MO 63301 USA

Distribution: 1 Electronic Copy Ameren Missouri
1 Hard Copy Golder Associates

Date: January 30, 2017

Project No.153-1406





Table of Contents

1.0	INTRODUCTION.....	2
2.0	INSTALLATION OR DECOMMISSIONING OF MONITORING WELLS.....	3
2.1	Background Monitoring Well Locations.....	3
2.2	Downgradient Monitoring Well Locations.....	3
3.0	GROUNDWATER SAMPLING RESULTS AND DISCUSSION.....	4
3.1	Baseline Sampling Events (Background Events).....	4
3.2	Detection Monitoring	4
3.3	Groundwater Elevation, Flow Rate and Direction	4
4.0	STATUS OF THE GROUNDWATER MONITORING PROGRAM	5
4.1	Sampling Issues	5
5.0	ACTIVITIES PLANNED FOR 2018.....	6
6.0	CLOSING	7

List of Tables

Table 1	Monitoring Well Construction Details
Table 2	Baseline Sampling Event 1 Results
Table 3	Baseline Sampling Event 2 Results
Table 4	Baseline Sampling Event 3 Results
Table 5	Baseline Sampling Event 4 Results
Table 6	Baseline Sampling Event 5 Results
Table 7	Baseline Sampling Event 6 Results
Table 8	Baseline Sampling Event 7 Results
Table 9	Baseline Sampling Event 8 Results
Table 10	November 2017 Detection Monitoring Results
Table 11	Summary of Groundwater Sampling Dates

List of Figures

Figure 1	Site Location Aerial Map and Monitoring Well Locations
----------	--

List of Appendices

Appendix A	CCR Monitoring Well Construction Diagrams
Appendix B	Laboratory Analytical Data
Appendix C	Potentiometric Surface Maps



1.0 INTRODUCTION

This annual report was developed to meet the requirements of United States Environmental Protection Agency (USEPA) 40 CFR Part 257 “Hazardous and Solid Waste Management System; Disposal of Coal Combustion Residuals From Electric Utilities; Final Rule” (the CCR Rule). The CCR Rule requires owners or operators of existing CCR units to produce an Annual Groundwater Monitoring and Corrective Action Report (Annual Report) each year (§§ 257.90(e)). Ameren Missouri (Ameren) has determined that the Utility Waste Landfill (UWL) at the Labadie Energy Center (LEC) is subject to the requirements of the CCR Rule. The UWL currently only operates LCL1 (Cell 1) which is an on-site landfill cell and manages Coal Combustion Residuals (CCR) from the facility. This is the first Annual Report for the LCL1 and describes CCR Rule groundwater monitoring activities through December 31, 2017.

A groundwater monitoring well network was designed and installed for the LCL1 to meet the requirements of the CCR Rule. The well network consists of two background monitoring wells and four downgradient monitoring wells that were installed in March 2013, February 2016, and April 2016. Eight independent baseline sampling events were completed using this well network to sample and test for all Appendix III and Appendix IV parameters, as required by the CCR Rule. The first Detection Monitoring sampling event was completed November 7-8, 2017. Statistical analysis of the Detection Monitoring data will be performed in 2018. The LCL1 will continue Detection Monitoring on a semi-annual basis in accordance with the CCR Rule. As of December 31, 2017, the LCL1 groundwater monitoring program status remains in Detection Monitoring.



2.0 INSTALLATION OR DECOMMISSIONING OF MONITORING WELLS

In accordance with the CCR Rule, a groundwater monitoring system has been installed to monitor the LCL1. The groundwater monitoring system consists of six monitoring wells screened in the uppermost aquifer (alluvial aquifer). Two existing monitoring wells (MW-26 and TMW-1) were installed in March, 2013 by Reitz & Jens, INC. as a part of the state UWL monitoring program. These monitoring wells were constructed by Brotcke Well & Pump of Fenton, Missouri using hollow stem auger (HSA) drilling techniques with a Diedrich D-50 Turbo drill rig. The remaining four monitoring wells were installed by Cascade Drilling LP using roto sonic drilling techniques under the direct supervision of a Golder Geologist or Engineer. All wells were installed in accordance with Missouri Department of Natural Resources (MDNR) well construction rules (10 CSR 23-4.060 Construction Standards for Monitoring Wells). A summary of groundwater monitoring well construction details is provided in **Table 1** and **Appendix A**.

2.1 Background Monitoring Well Locations

Background Monitoring wells for the LCL1 consist of BMW-1S and BMW-2S. The Rule (§257.91(a)(1)) requires that background groundwater monitoring wells “*Accurately represent the quality of background groundwater that has not been affected by leakage from a CCR unit.*” The Rule allows background monitoring wells that are not hydraulically upgradient where hydrogeological conditions preclude it, and/or where sampling at other monitoring wells will provide an indication of background groundwater quality that is as representative as, or more representative than, that provided by upgradient monitoring well locations. The groundwater flow direction observed in the alluvial aquifer is generally from the bluffs area located south of the site toward the Missouri River to the north, however, alluvial aquifer flow is locally influenced by water levels in the Bottom Ash Surface Impoundment (LCPA) and the Missouri River level.

As shown in **Figure 1**, the background monitoring wells BMW-1S and BMW-2S are west of the UWL at a location approximately 2,000 to 3,000 feet from the Missouri River. These wells provide background groundwater quality representative of upgradient conditions in the alluvial aquifer.

2.2 Downgradient Monitoring Well Locations

Downgradient monitoring wells are located ringing the LCL1 to monitor downgradient water quality. **Figure 1** shows that the downgradient well network consists of four groundwater monitoring wells (TMW-1, TMW-2, TMW-3, and MW-26) around the LCL1 at locations that accurately represent the quality of groundwater passing the waste boundary of the CCR Unit.



3.0 GROUNDWATER SAMPLING RESULTS AND DISCUSSION

3.1 Baseline Sampling Events (Background Events)

As required by the CCR Rule, eight baseline sampling events were completed prior to October 17, 2017. Groundwater sampling was completed by Golder in accordance with the LCL1 Groundwater Monitoring Plan (GMP). As required by the CCR Rule, baseline sampling was completed for all Appendix III and Appendix IV parameters. Groundwater sampling and field parameter results from the initial baseline sampling are provided in **Appendix B and Tables 2-9**.

3.2 Detection Monitoring

Detection Monitoring samples were collected at the LEC from the groundwater monitoring wells on November 7-8, 2017. As required by the CCR Rule, testing was completed for all Appendix III analytes. Groundwater sampling and field parameter results from the November 2017 Detection Monitoring event are provided in **Appendix B and Table 10**. Statistical analyses to evaluate Statistically Significant Increases (SSI) over background for the November 2017 Detection Monitoring data were not completed in 2017. Results of the statistical evaluation will be included in the 2018 Annual Report.

3.3 Groundwater Elevation, Flow Rate and Direction

To meet the requirements of §257.93(c), water level measurements were taken at all monitoring wells prior to the start of groundwater purging and sampling. Static water levels were measured within a 24-hour period in each monitoring well using an electronic water level indicator.

Groundwater elevations were used to generate potentiometric surface maps included in **Appendix C**. As shown on the potentiometric surface maps, groundwater flow direction within the uppermost aquifer is dynamic and influenced by seasonal changes in the water level in the adjacent Missouri River. Water flows into and out of the alluvial aquifer as a result of fluctuating river water levels that produce “bank recharge” and “bank discharge” conditions. Overall, based on potentiometric surface maps, a general flow direction from the south (bluffs area) to the north (Missouri River) under normal river conditions is expected. However, during periods of high river levels, groundwater flow can temporarily reverse and flow southward. During these times of high river stage and temporary flow direction changes, horizontal groundwater gradients generally decrease and little net movement of groundwater occurs.

Groundwater flow direction and gradient were estimated for the downgradient CCR monitoring wells using the USEPA’s On-line Tool for Site Assessment Calculation for Hydraulic Gradient (Magnitude and Direction) (USEPA, 2016). Results from this assessment indicate that while groundwater flow direction is variable, the overall net groundwater flow at the LCL1 is generally towards the north, flowing from the bluffs towards the river. Horizontal gradients calculated by the program range from 0.0002 to 0.0008 feet/foot with an estimated net annual groundwater velocity of approximately 20 feet per year.



4.0 STATUS OF THE GROUNDWATER MONITORING PROGRAM

As required by the CCR Rule prior to the October 17, 2017 deadline, the following was completed; (1) a Groundwater Monitoring Well System was installed and certified by a Professional Engineer, (2) a Statistical Method Certification was prepared and certified by a Professional Engineer, and (3) a GMP was prepared recording the design, installation, development, sampling procedures, as well as statistical methods and placed in the owner's operating record. A summary including the number of groundwater samples that were collected for analysis, the dates the samples were collected, and whether the sample was required by baseline, detection, or assessment monitoring is provided below in **Table 11**. The first Detection Monitoring sampling event for the LEC was completed on November 7-8, 2017. According to the CCR Rule, statistical evaluation for these samples must be completed within 90 days of completing sampling and analysis. Verification sampling, if needed, and statistical analysis will be completed by January 15, 2018 and included in future reports and notifications as required by the CCR Rule. Semi-annual Detection Monitoring will continue as required by the CCR Rule. Section 5.0 provides discussion of activities planned for 2018.

Table 11 – Summary of Groundwater Sampling Dates

Sampling Event	BMW-1S	BMW-2S	MW-26	TMW-1	TMW-2	TMW-3	Detection or Assessment Monitoring
	Date of Sample Collection						
Baseline Event 1	3/22/2016	3/22/2016	5/5/2016	5/5/2016	5/5/2016	5/6/2016	Baseline
Baseline Event 2	5/3/2016	5/4/2016	6/15/2016	6/15/2016	6/15/2016	6/15/2016	Baseline
Baseline Event 3	7/11/2016	7/11/2016	7/12/2016	7/13/2016	7/13/2016	7/13/2016	Baseline
Baseline Event 4	9/13/2016	9/9/2016	9/13/2016	9/13/2016	9/12/2016	9/13/2016	Baseline
Baseline Event 5	11/11/2016	11/11/2016	11/15/2016	11/15/2016	11/15/2016	11/15/2016	Baseline
Baseline Event 6	1/16/2017	1/16/2017	1/16/2017	1/17/2017	1/17/2017	1/17/2017	Baseline
Baseline Event 7	3/1/2017	3/1/2017	3/3/2017	3/3/2017	3/3/2017	3/3/2017	Baseline
Baseline Event 8	5/31/2017	5/31/2017	6/2/2017	6/2/2017	6/2/2017	6/2/2017	Baseline
November 2017 Detection Monitoring Event	11/7/2017	11/7/2017	11/8/2017	11/8/2017	11/8/2017	11/8/2017	Detection
Total Number of Samples Collected	9	9	9	9	9	9	NA

Notes:

- 1) Baseline Events sampled for all Appendix III and Appendix IV parameters.
- 2) The November 2017 Detection Monitoring Event sampled for Appendix III parameters.
- 3) NA – Not Applicable.

4.1 Sampling Issues

From approximately April 30, 2017 to May 8, 2017, some of the monitoring wells at the LEC were under water due to the flooding of the Missouri River. At the LCL1, the following wells were submerged by floodwater: MW-26, TMW-1, TMW-2, TMW-3, BMW-1S, and BMW-2S. On May 10, 2017, Golder performed a post-flood monitoring well inspection at the LEC and found that none of the LCL1 monitoring wells sustained flood damage. Due to access problems resulting from the flood, the wells were not able to be sampled until May 31, 2017. No other notable sampling issues were encountered.



5.0 ACTIVITIES PLANNED FOR 2018

Detection Monitoring sampling is currently scheduled to be completed semi-annually in the second and fourth quarters of 2018, but may be changed due to site conditions (e.g., flooding, access, etc.). Statistical analysis of the November 2017 Detection Monitoring data will be completed by January 15, 2018. If it is determined that there is an SSI over background, Ameren will collect verification samples for all SSIs. Additionally, within 90 days of determining an SSI, Ameren would either establish an Assessment Monitoring program or demonstrate that the SSI was the result of error, or caused by an alternate source.



6.0 CLOSING

GOLDER ASSOCIATES INC.

Mark Haddock, P.E., R.G.
Principal, Practice Leader

Jeffrey Ingram, R.G.
Project Geologist

JSI/RJF/MNH

TABLES

Table 1
Monitoring Well Construction Details
LCL1 - Utility Waste Landfill Cell 1
Labadie Energy Center, Franklin County, MO

Well ID	Date Installed	Location ⁴		Top of Casing Elevation	Ground Surface Elevation	Top of Screen	Bottom of Screen	Base of Well	Total Depth
		Northing	Easting	(FT MSL) ⁵	(FT MSL) ⁵	(FT MSL) ⁵	(FT MSL) ⁵	(FT MSL) ⁵	(FT BGS) ⁵
MW-26*	3/20/2013	993976.5	726910.9	469.20	466.7	456.4	446.6	446.2	20.5
TMW-1*	3/19/2013	993782.9	728656.8	469.34	466.9	458.0	448.2	447.8	19.2
TMW-2	4/6/2016	994513.1	728663.8	470.40	468.0	452.8	443.0	442.6	25.4
TMW-3	4/6/2016	994635.7	727842.0	469.41	467.1	452.0	442.2	441.8	25.3
BMW-1S	2/1/2016	988310.0	715131.6	473.49	471.2	450.7	440.9	440.5	30.7
BMW-2S	2/2/2016	987210.1	715104.3	474.56	472.5	454.6	444.8	444.4	28.1

Notes:

- 1.) All elevations and coordinates were surveyed on February 11, 2016 and April 28th, 2016 by Zahner and Associates, Inc.
- 2.) FT MSL = Feet Above Mean Sea Level.
- 3.) FT BGS = Feet Below Ground Surface.
- 4.) Horizontal Datum: State Plane Coordinates NAD83 (2000) Missouri East Zone Feet.
- 5.) Vertical Datum: NAVD88 Feet.
- 6.) * - Groundwater monitoring wells installed by Reitz and Jens, Inc. and surveyed by KdG.

Prepared By: JSI
Checked By: JS
Reviewed By: MNH

Table 2
Baseline Sampling Event 1 Results
LCL1 - Utility Waste Landfill Cell 1
Labadie Energy Center, Franklin County, MO

ANALYTE	UNITS	BACKGROUND		GROUNDWATER MONITORING WELLS			
		BMW-1S	BMW-2S	MW-26	TMW-1	TMW-2	TMW-3
FIELD PARAMETERS							
DATE	NA	3/22/2016	3/22/2016	5/5/2016	5/5/2016	5/5/2016	5/6/2016
DISSOLVED OXYGEN	mg/L	0.87	4.87	0.69	0.40	0.21	0.16
pH	SU	6.63	6.66	6.20	6.78	7.03	6.71
REDOX POTENTIAL	mV	-161.7	138.9	114.1	22.7	24.0	-46.2
SPECIFIC CONDUCTIVITY	mS/cm	1.268	1.363	1.344	1.169	1.304	1.322
TURBIDITY	NTU	4.25	1.09	4.52	4.84	4.82	4.99
APPENDIX III							
BORON, TOTAL	µg/L	96.5 J	52.2 J	95.4 J	81.6 J	99.8 J	116
CALCIUM, TOTAL	µg/L	191,000	133,000	141,000	150,000	171,000	179,000
CHLORIDE, TOTAL	mg/L	3.1	2.0	14.4	2.8	5.9	7.2
FLUORIDE, TOTAL	mg/L	0.19 J	0.23	0.12 J	0.18 J	0.13 J	0.11 J
SULFATE, TOTAL	mg/L	50.1	20.5	24.3	89.5	63.8	97.4
TOTAL DISSOLVED SOLIDS	mg/L	712	499	510	559	664	718
APPENDIX IV							
ANTIMONY, TOTAL	µg/L	ND	0.082 J	0.14 J	ND	0.074 J	ND
ARSENIC, TOTAL	µg/L	21.8	0.22 J	0.35 J	1.3	0.72 J	9.1
BARIUM, TOTAL	µg/L	340	247	219	252	194	313
BERYLLIUM, TOTAL	µg/L	ND	ND	ND	ND	ND	ND
CADMIUM, TOTAL	µg/L	ND	ND	0.091 J	0.066 J	0.052 J	0.044 J
CHROMIUM, TOTAL	µg/L	0.44 J	0.52 J	0.44 J	0.45 J	ND	1.4
COBALT, TOTAL	µg/L	1.4 J	ND	ND	ND	1.8 J	3.3 J
LEAD, TOTAL	µg/L	ND	ND	ND	ND	2.7 J	ND
LITHIUM, TOTAL	µg/L	21.1	17.3	35.3	39.1	49.0	54.6
MERCURY, TOTAL	µg/L	ND	ND	ND	ND	ND	ND
MOLYBDENUM, TOTAL	µg/L	ND	ND	ND	1.1 J	3.1 J	1.6 J
RADIUM [226 + 228]	pCi/L	ND	ND	ND	ND	ND	ND
SELENIUM, TOTAL	µg/L	ND	1.4	0.35 J	0.89 J	ND	0.51 J
THALLIUM, TOTAL	µg/L	ND	ND	ND	ND	ND	ND

NOTES

1. Unit Abbreviations: µg/L - micrograms per liter, mg/L - milligrams per liter, SU - standard units, and pCi/L - picocuries per liter, mV - millivolts, mS/cm - millisiemens per centimeter, and NTU - nephelometric turbidity unit.
2. J - Result is an estimated value.
3. ND - Constituent was analyzed for, but was not detected above the Method Detection Limit (MDL) and is considered a non-detect.
4. Radium (226 + 228) is reported as the sum of the Radium 226 and the Radium 228 activity concentrations unless the sum of the Radium 226 and Radium 228 Minimum Detectable Concentration's (MDC) is higher in which case it is displayed as ND.

Table 3
Baseline Sampling Event 2 Results
LCL1 - Utility Waste Landfill Cell 1
Labadie Energy Center, Franklin County, MO

ANALYTE	UNITS	BACKGROUND		GROUNDWATER MONITORING WELLS			
		BMW-1S	BMW-2S	MW-26	TMW-1	TMW-2	TMW-3
FIELD PARAMETERS							
DATE	NA	5/3/2016	5/4/2016	6/15/2016	6/15/2016	6/15/2016	6/15/2016
DISSOLVED OXYGEN	mg/L	0.91	1.83	8.90	0.92	0.38	0.53
pH	SU	6.40	6.12	7.17	6.95	7.04	7.00
REDOX POTENTIAL	mV	-73.5	207.1	-78.9	158.0	73.8	-71.2
SPECIFIC CONDUCTIVITY	mS/cm	1.890	1.155	0.819	0.796	0.903	1.000
TURBIDITY	NTU	4.52	1.76	2.37	1.37	2.37	4.69
APPENDIX III							
BORON, TOTAL	µg/L	112	54.5 J	84.7 J	83.6 J	91.3 J	107
CALCIUM, TOTAL	µg/L	196,000	123,000	140,000	147,000	175,000	173,000
CHLORIDE, TOTAL	mg/L	6.5	1.5	9.9	2.5	6.1	8.0
FLUORIDE, TOTAL	mg/L	0.12 J	0.16 J	0.18 J	0.21	0.20 J	0.15 J
SULFATE, TOTAL	mg/L	65.3 J	23.5	29.5	83.7	78.7	71.8
TOTAL DISSOLVED SOLIDS	mg/L	772	446	506	622	681	683
APPENDIX IV							
ANTIMONY, TOTAL	µg/L	ND	0.32 J	ND	ND	ND	ND
ARSENIC, TOTAL	µg/L	36.1	0.42 J	0.51 J	1.3	1.3	4.6
BARIUM, TOTAL	µg/L	366	276	203	245	202	286
BERYLLIUM, TOTAL	µg/L	ND	ND	ND	ND	ND	ND
CADMIUM, TOTAL	µg/L	ND	0.047 J	0.044 J	ND	ND	0.041 J
CHROMIUM, TOTAL	µg/L	1.1	0.50 J	ND	0.77 J	ND	ND
COBALT, TOTAL	µg/L	0.84 J	0.84 J	ND	ND	1.6 J	2.6 J
LEAD, TOTAL	µg/L	ND	ND	ND	ND	ND	2.6 J
LITHIUM, TOTAL	µg/L	28.4	25.7	27.1	32.9	40.1	41.9
MERCURY, TOTAL	µg/L	ND	ND	ND	ND	ND	ND
MOLYBDENUM, TOTAL	µg/L	0.68 J	2.7 J	ND	1.8 J	1.4 J	1.5 J
RADIUM [226 + 228]	pCi/L	1.725	1.189	ND	ND	ND	ND
SELENIUM, TOTAL	µg/L	ND	0.56 J	1.9	1.4	ND	0.94 J
THALLIUM, TOTAL	µg/L	ND	ND	0.51 J	ND	ND	ND

NOTES

1. Unit Abbreviations: µg/L - micrograms per liter, mg/L - milligrams per liter, SU - standard units, and pCi/L - picocuries per liter, mV - millivolts, mS/cm - millisiemens per centimeter, and NTU - nephelometric turbidity unit.
2. J - Result is an estimated value.
3. ND - Constituent was analyzed for, but was not detected above the Method Detection Limit (MDL) and is considered a non-detect.
4. Radium (226 + 228) is reported as the sum of the Radium 226 and the Radium 228 activity concentrations unless the sum of the Radium 226 and Radium 228 Minimum Detectable Concentration's (MDC) is higher in which case it is displayed as ND.

Table 4
Baseline Sampling Event 3 Results
LCL1 - Utility Waste Landfill Cell 1
Labadie Energy Center, Franklin County, MO

ANALYTE	UNITS	BACKGROUND		GROUNDWATER MONITORING WELLS			
		BMW-1S	BMW-2S	MW-26	TMW-1	TMW-2	TMW-3
FIELD PARAMETERS							
DATE	NA	7/11/2016	7/11/2016	7/12/2016	7/13/2016	7/13/2016	7/13/2016
DISSOLVED OXYGEN	mg/L	1.02	1.77	1.67	1.69	2.01	1.55
pH	SU	6.52	7.14	7.14	6.94	6.93	6.78
REDOX POTENTIAL	mV	-68.7	33.0	87.6	140.7	24.8	-32.2
SPECIFIC CONDUCTIVITY	mS/cm	1.242	0.758	0.700	0.832	0.931	0.949
TURBIDITY	NTU	4.56	2.35	4.06	3.20	4.47	2.52
APPENDIX III							
BORON, TOTAL	µg/L	120	58.2 J	77.9 J	83.4 J	88.8 J	112
CALCIUM, TOTAL	µg/L	219,000	136,000	132,000	142,000	168,000	176,000
CHLORIDE, TOTAL	mg/L	6.0	8.2	5.2	2.6	6.1	7.7
FLUORIDE, TOTAL	mg/L	0.12 J	0.15 J	0.14 J	0.18 J	0.14 J	0.12 J
SULFATE, TOTAL	mg/L	51.9	24.8	27.1	76.7	71.9	72.9
TOTAL DISSOLVED SOLIDS	mg/L	780	494	491	611	668	695
APPENDIX IV							
ANTIMONY, TOTAL	µg/L	ND	0.24 J	0.14 J	0.068 J	ND	0.064 J
ARSENIC, TOTAL	µg/L	34.0	0.41 J	0.49 J	1.4	1.1	4.1
BARIUM, TOTAL	µg/L	334	245	190	222	178	270
BERYLLIUM, TOTAL	µg/L	ND	ND	ND	ND	ND	ND
CADMIUM, TOTAL	µg/L	ND	0.045 J	0.051 J	0.035 J	ND	0.084 J
CHROMIUM, TOTAL	µg/L	ND	ND	ND	ND	ND	0.43 J
COBALT, TOTAL	µg/L	ND	ND	ND	ND	2.0 J	3.4 J
LEAD, TOTAL	µg/L	ND	ND	ND	ND	ND	ND
LITHIUM, TOTAL	µg/L	20.0	19.2	28.7	34.6	43.0	46.3
MERCURY, TOTAL	µg/L	ND	ND	ND	ND	ND	ND
MOLYBDENUM, TOTAL	µg/L	1.4 J	2.9 J	0.55 J	ND	1.2 J	1.9 J
RADIUM [226 + 228]	pCi/L	2.492	ND	ND	ND	ND	ND
SELENIUM, TOTAL	µg/L	ND	0.75 J	2.7	1.2	ND	0.36 J
THALLIUM, TOTAL	µg/L	ND	ND	ND	ND	ND	ND

NOTES

1. Unit Abbreviations: µg/L - micrograms per liter, mg/L - milligrams per liter, SU - standard units, and pCi/L - picocuries per liter, mV - millivolts, mS/cm - millisiemens per centimeter, and NTU - nephelometric turbidity unit.
2. J - Result is an estimated value.
3. ND - Constituent was analyzed for, but was not detected above the Method Detection Limit (MDL) and is considered a non-detect.
4. Radium (226 + 228) is reported as the sum of the Radium 226 and the Radium 228 activity concentrations unless the sum of the Radium 226 and Radium 228 Minimum Detectable Concentration's (MDC) is higher in which case it is displayed as ND.

Table 5
Baseline Sampling Event 4 Results
LCL1 - Utility Waste Landfill Cell 1
Labadie Energy Center, Franklin County, MO

ANALYTE	UNITS	BACKGROUND		GROUNDWATER MONITORING WELLS			
		BMW-1S	BMW-2S	MW-26	TMW-1	TMW-2	TMW-3
FIELD PARAMETERS							
DATE	NA	9/13/2016	9/9/2016	9/13/2016	9/13/2016	9/12/2016	9/13/2016
DISSOLVED OXYGEN	mg/L	0.61	1.37	0.67	0.96	0.47	1.03
pH	SU	6.80	6.99	7.21	6.85	7.09	6.85
REDOX POTENTIAL	mV	-90.9	163.0	118.1	168.2	7.1	24.9
SPECIFIC CONDUCTIVITY	mS/cm	1.401	0.832	0.848	0.994	1.197	1.060
TURBIDITY	NTU	4.26	3.15	3.87	1.35	2.83	2.93
APPENDIX III							
BORON, TOTAL	µg/L	103	61.0 J	75.6 J	85.6 J	92.6 J	104
CALCIUM, TOTAL	µg/L	188,000	137,000	130,000	138,000	170,000	152,000
CHLORIDE, TOTAL	mg/L	5.0	1.9	4.3	2.3	6.6	6.7
FLUORIDE, TOTAL	mg/L	0.069 J	0.14 J	0.14 J	0.18 J	0.14 J	0.13 J
SULFATE, TOTAL	mg/L	50.0	15.4	27.3	63.4	78.5	32.3
TOTAL DISSOLVED SOLIDS	mg/L	752	480	496	647	743	604
APPENDIX IV							
ANTIMONY, TOTAL	µg/L	ND	0.20 J	0.17 J	0.068 J	ND	0.12 J
ARSENIC, TOTAL	µg/L	29.4	0.49 J	0.59 J	1.2	1.0	1.0
BARIUM, TOTAL	µg/L	338	249	188	248	188	239
BERYLLIUM, TOTAL	µg/L	ND	ND	ND	ND	ND	ND
CADMIUM, TOTAL	µg/L	ND	0.040 J	0.034 J	0.069 J	ND	0.073 J
CHROMIUM, TOTAL	µg/L	0.39 J	ND	0.56 J	0.36 J	ND	ND
COBALT, TOTAL	µg/L	0.78 J	ND	ND	ND	3.4 J	1.6 J
LEAD, TOTAL	µg/L	ND	ND	ND	2.6 J	ND	3.0 J
LITHIUM, TOTAL	µg/L	16.1	17.6	27.3	33.0	39.4	34.5
MERCURY, TOTAL	µg/L	ND	ND	ND	ND	ND	ND
MOLYBDENUM, TOTAL	µg/L	ND	ND	0.54 J	0.91 J	1.6 J	0.56 J
RADIUM [226 + 228]	pCi/L	3.620	2.126	ND	1.722	1.712	1.708
SELENIUM, TOTAL	µg/L	ND	0.75 J	3.0	4.2	ND	0.47 J
THALLIUM, TOTAL	µg/L	ND	ND	ND	ND	ND	ND

NOTES

1. Unit Abbreviations: µg/L - micrograms per liter, mg/L - milligrams per liter, SU - standard units, and pCi/L - picocuries per liter, mV - millivolts, mS/cm - millisiemens per centimeter, and NTU - nephelometric turbidity unit.
2. J - Result is an estimated value.
3. ND - Constituent was analyzed for, but was not detected above the Method Detection Limit (MDL) and is considered a non-detect.
4. Radium (226 + 228) is reported as the sum of the Radium 226 and the Radium 228 activity concentrations unless the sum of the Radium 226 and Radium 228 Minimum Detectable Concentration's (MDC) is higher in which case it is displayed as ND.

Table 6
Baseline Sampling Event 5 Results
LCL1 - Utility Waste Landfill Cell 1
Labadie Energy Center, Franklin County, MO

ANALYTE	UNITS	BACKGROUND		GROUNDWATER MONITORING WELLS			
		BMW-1S	BMW-2S	MW-26	TMW-1	TMW-2	TMW-3
FIELD PARAMETERS							
DATE	NA	11/11/2016	11/11/2016	11/15/2016	11/15/2016	11/15/2016	11/15/2016
DISSOLVED OXYGEN	mg/L	0.47	3.26	3.98	0.72	0.41	0.21
pH	SU	6.59	6.86	7.09	6.90	6.79	6.97
REDOX POTENTIAL	mV	-105.3	171.6	127.0	9.1	3.8	-83.0
SPECIFIC CONDUCTIVITY	mS/cm	1.219	0.628	0.845	0.910	1.138	1.097
TURBIDITY	NTU	2.45	2.78	3.05	1.73	3.00	4.97
APPENDIX III							
BORON, TOTAL	µg/L	88.1 J	ND	65.2 J	93.8 J	117	115
CALCIUM, TOTAL	µg/L	200,000	119,000	144,000	149,000	172,000	191,000
CHLORIDE, TOTAL	mg/L	5.3	2.0	4.1	1.5	5.9	7.1
FLUORIDE, TOTAL	mg/L	0.11 J	0.16 J	0.17 J	0.19 J	0.14 J	0.14 J
SULFATE, TOTAL	mg/L	43.1	12.3	24.7	38.4	88.9	89.9
TOTAL DISSOLVED SOLIDS	mg/L	692	405	505	578	698	717
APPENDIX IV							
ANTIMONY, TOTAL	µg/L	ND	0.22 J	ND	ND	ND	ND
ARSENIC, TOTAL	µg/L	22.9	0.41 J	ND	ND	ND	3.9
BARIUM, TOTAL	µg/L	338	218	208	275	193	324
BERYLLIUM, TOTAL	µg/L	ND	ND	ND	ND	ND	ND
CADMIUM, TOTAL	µg/L	ND	0.036 J	ND	ND	ND	ND
CHROMIUM, TOTAL	µg/L	0.48 J	0.64 J	ND	0.45 J	ND	ND
COBALT, TOTAL	µg/L	1.8 J	ND	ND	ND	4.5 J	3.1 J
LEAD, TOTAL	µg/L	ND	ND	ND	2.6 J	ND	ND
LITHIUM, TOTAL	µg/L	20.0	19.2	25.8	33.3	52.6	55.2
MERCURY, TOTAL	µg/L	ND	ND	ND	ND	ND	ND
MOLYBDENUM, TOTAL	µg/L	ND	ND	ND	ND	ND	ND
RADIUM [226 + 228]	pCi/L	2.091	ND	ND	ND	ND	ND
SELENIUM, TOTAL	µg/L	ND	1.3	14.8	7.7	ND	0.27 J
THALLIUM, TOTAL	µg/L	ND	ND	ND	ND	ND	ND

NOTES

1. Unit Abbreviations: µg/L - micrograms per liter, mg/L - milligrams per liter, SU - standard units, and pCi/L - picocuries per liter, mV - millivolts, mS/cm - millisiemens per centimeter, and NTU - nephelometric turbidity unit.
2. J - Result is an estimated value.
3. ND - Constituent was analyzed for, but was not detected above the Method Detection Limit (MDL) and is considered a non-detect.
4. Radium (226 + 228) is reported as the sum of the Radium 226 and the Radium 228 activity concentrations unless the sum of the Radium 226 and Radium 228 Minimum Detectable Concentration's (MDC) is higher in which case it is displayed as ND.

Table 7
Baseline Sampling Event 6 Results
LCL1 - Utility Waste Landfill Cell 1
Labadie Energy Center, Franklin County, MO

ANALYTE	UNITS	BACKGROUND		GROUNDWATER MONITORING WELLS			
		BMW-1S	BMW-2S	MW-26	TMW-1	TMW-2	TMW-3
FIELD PARAMETERS							
DATE	NA	1/16/2017	1/16/2017	1/16/2017	1/17/2017	1/17/2017	1/17/2017
DISSOLVED OXYGEN	mg/L	0.52	1.83	1.18	1.54	0.65	0.60
pH	SU	6.93	7.36	7.44	7.16	7.14	7.07
REDOX POTENTIAL	mV	-44.1	-18.2	-34.2	42.7	41.3	24.1
SPECIFIC CONDUCTIVITY	mS/cm	1.253	0.681	0.860	0.992	1.157	1.116
TURBIDITY	NTU	1.62	0.50	1.88	3.21	0.90	3.03
APPENDIX III							
BORON, TOTAL	µg/L	105	ND	59.4 J	97.1 J	118	124
CALCIUM, TOTAL	µg/L	204,000	116,000	143,000	137,000	156,000	166,000
CHLORIDE, TOTAL	mg/L	7.4	2.5	4.6	2.0	6.3	6.6
FLUORIDE, TOTAL	mg/L	0.13 J	0.18 J	0.17 J	0.21	0.15 J	0.15 J
SULFATE, TOTAL	mg/L	42.9	12.8	28.4	47.1	92.5	73.5
TOTAL DISSOLVED SOLIDS	mg/L	704	366	493	576	683	668
APPENDIX IV							
ANTIMONY, TOTAL	µg/L	ND	0.18 J	0.079 J	ND	ND	ND
ARSENIC, TOTAL	µg/L	22.4	0.26 J	ND	3.2	0.91 J	5.6
BARIUM, TOTAL	µg/L	359	232	192	250	156	271
BERYLLIUM, TOTAL	µg/L	ND	ND	ND	ND	ND	ND
CADMIUM, TOTAL	µg/L	ND	0.054 J	0.066 J	0.047 J	ND	0.073 J
CHROMIUM, TOTAL	µg/L	ND	ND	ND	ND	ND	ND
COBALT, TOTAL	µg/L	0.81 J	ND	ND	ND	3.8 J	2.8 J
LEAD, TOTAL	µg/L	2.7 J	3.1 J	ND	2.5 J	ND	ND
LITHIUM, TOTAL	µg/L	17.6	16.6	24.5	30.0	50.6	45.0
MERCURY, TOTAL	µg/L	ND	ND	ND	ND	ND	ND
MOLYBDENUM, TOTAL	µg/L	1.4 J	1.9 J	0.55 J	0.76 J	0.69 J	0.79 J
RADIUM [226 + 228]	pCi/L	1.410	ND	ND	ND	ND	ND
SELENIUM, TOTAL	µg/L	ND	1.7	18.2	9.3	ND	ND
THALLIUM, TOTAL	µg/L	ND	ND	ND	ND	ND	ND

NOTES

1. Unit Abbreviations: µg/L - micrograms per liter, mg/L - milligrams per liter, SU - standard units, and pCi/L - picocuries per liter, mV - millivolts, mS/cm - millisiemens per centimeter, and NTU - nephelometric turbidity unit.
2. J - Result is an estimated value.
3. ND - Constituent was analyzed for, but was not detected above the Method Detection Limit (MDL) and is considered a non-detect.
4. Radium (226 + 228) is reported as the sum of the Radium 226 and the Radium 228 activity concentrations unless the sum of the Radium 226 and Radium 228 Minimum Detectable Concentration's (MDC) is higher in which case it is displayed as ND.

Table 8
Baseline Sampling Event 7 Results
LCL1 - Utility Waste Landfill Cell 1
Labadie Energy Center, Franklin County, MO

ANALYTE	UNITS	BACKGROUND		GROUNDWATER MONITORING WELLS			
		BMW-1S	BMW-2S	MW-26	TMW-1	TMW-2	TMW-3
FIELD PARAMETERS							
DATE	NA	3/1/2017	3/1/2017	3/3/2017	3/3/2017	3/3/2017	3/3/2017
DISSOLVED OXYGEN	mg/L	0.30	1.95	1.30	1.91	0.32	0.47
pH	SU	6.71	7.12	7.07	6.81	6.84	6.77
REDOX POTENTIAL	mV	-96.4	14.4	38.0	113.6	120.1	27.3
SPECIFIC CONDUCTIVITY	mS/cm	1.257	0.709	0.761	0.935	1.098	1.070
TURBIDITY	NTU	0.60	0.90	4.04	1.95	1.90	4.33
APPENDIX III							
BORON, TOTAL	µg/L	102	49.1 J	64.0 J	107	124	132
CALCIUM, TOTAL	µg/L	209,000	131,000	137,000	163,000	174,000	186,000
CHLORIDE, TOTAL	mg/L	6.3	2.2	4.4	2.6	6.6	7.0
FLUORIDE, TOTAL	mg/L	0.14 J	0.17 J	0.16 J	0.19 J	0.16 J	0.14 J
SULFATE, TOTAL	mg/L	53.3	14.3	29.6	67.2	99.8	71.8
TOTAL DISSOLVED SOLIDS	mg/L	748	413	489	642	737	684
APPENDIX IV							
ANTIMONY, TOTAL	µg/L	0.027 J	0.21 J	0.14 J	0.063 J	0.052 J	0.055 J
ARSENIC, TOTAL	µg/L	27.1	0.46 J	ND	2.6	ND	7.5
BARIUM, TOTAL	µg/L	351	250	208	286	173	303
BERYLLIUM, TOTAL	µg/L	ND	0.25 J	ND	ND	ND	ND
CADMIUM, TOTAL	µg/L	ND	0.033 J	0.10 J	0.055 J	0.070 J	0.048 J
CHROMIUM, TOTAL	µg/L	2.2	ND	ND	ND	ND	ND
COBALT, TOTAL	µg/L	0.88 J	ND	ND	1.5 J	3.7 J	3.3 J
LEAD, TOTAL	µg/L	ND	ND	ND	ND	ND	ND
LITHIUM, TOTAL	µg/L	18.9	17.9	30.6	40.1	57.5	54.3
MERCURY, TOTAL	µg/L	ND	ND	ND	ND	ND	ND
MOLYBDENUM, TOTAL	µg/L	1.4 J	2.3 J	ND	1.4 J	1.6 J	ND
RADIUM [226 + 228]	pCi/L	ND	ND	ND	ND	ND	ND
SELENIUM, TOTAL	µg/L	ND	1.6	14.9	9.5	0.097 J	ND
THALLIUM, TOTAL	µg/L	ND	ND	0.041 J	ND	ND	ND

NOTES

1. Unit Abbreviations: µg/L - micrograms per liter, mg/L - milligrams per liter, SU - standard units, and pCi/L - picocuries per liter, mV - millivolts, mS/cm - millisiemens per centimeter, and NTU - nephelometric turbidity unit.
2. J - Result is an estimated value.
3. ND - Constituent was analyzed for, but was not detected above the Method Detection Limit (MDL) and is considered a non-detect.
4. Radium (226 + 228) is reported as the sum of the Radium 226 and the Radium 228 activity concentrations unless the sum of the Radium 226 and Radium 228 Minimum Detectable Concentration's (MDC) is higher in which case it is displayed as ND.

Table 9
Baseline Sampling Event 8 Results
LCL1 - Utility Waste Landfill Cell 1
Labadie Energy Center, Franklin County, MO

ANALYTE	UNITS	BACKGROUND		GROUNDWATER MONITORING WELLS			
		BMW-1S	BMW-2S	MW-26	TMW-1	TMW-2	TMW-3
FIELD PARAMETERS							
DATE	NA	5/31/2017	5/31/2017	6/2/2017	6/2/2017	6/2/2017	6/2/2017
DISSOLVED OXYGEN	mg/L	0.12	0.14	1.41	1.26	1.11	0.03
pH	SU	6.66	6.95	6.70	6.58	6.42	6.88
REDOX POTENTIAL	mV	-89.8	16.4	45.8	-36.6	-3.1	-60.6
SPECIFIC CONDUCTIVITY	mS/cm	1.124	0.689	0.847	1.046	1.156	1.126
TURBIDITY	NTU	4.68	2.07	1.38	4.81	3.85	3.60
APPENDIX III							
BORON, TOTAL	µg/L	122	37.3 J	89.0 J	103	96.7 J	120
CALCIUM, TOTAL	µg/L	217,000	139,000	146,000	164,000	195,000	201,000
CHLORIDE, TOTAL	mg/L	5.6	2.3	4.5	2.9	6.0	7.5
FLUORIDE, TOTAL	mg/L	0.17 J	0.23	0.14 J	0.17 J	0.15 J	0.11 J
SULFATE, TOTAL	mg/L	51.6	23.6	17.8	79.1	81.3	85.5
TOTAL DISSOLVED SOLIDS	mg/L	749	472	486	628	684	711
APPENDIX IV							
ANTIMONY, TOTAL	µg/L	ND	0.24 J	0.093 J	0.038 J	0.043 J	0.029 J
ARSENIC, TOTAL	µg/L	30.4	0.46 J	0.48 J	20.5	0.95 J	11.0
BARIUM, TOTAL	µg/L	352	306	213	375	189	302
BERYLLIUM, TOTAL	µg/L	ND	ND	0.19 J	ND	ND	ND
CADMIUM, TOTAL	µg/L	ND	0.031 J	0.21 J	0.13 J	0.039 J	0.021 J
CHROMIUM, TOTAL	µg/L	ND	ND	ND	ND	ND	ND
COBALT, TOTAL	µg/L	1.3 J	ND	ND	4.5 J	4.1 J	3.6 J
LEAD, TOTAL	µg/L	ND	ND	ND	2.8 J	ND	3.2 J
LITHIUM, TOTAL	µg/L	13.0	17.8	30.2	36.4	37.3	47.5
MERCURY, TOTAL	µg/L	ND	ND	ND	ND	ND	ND
MOLYBDENUM, TOTAL	µg/L	1.5 J	2.0 J	ND	ND	ND	ND
RADIUM [226 + 228]	pCi/L	2.389	ND	ND	ND	ND	ND
SELENIUM, TOTAL	µg/L	ND	0.57 J	0.20 J	0.63 J	0.10 J	0.099 J
THALLIUM, TOTAL	µg/L	ND	0.044 J	ND	ND	ND	ND

NOTES

1. Unit Abbreviations: µg/L - micrograms per liter, mg/L - milligrams per liter, SU - standard units, and pCi/L - picocuries per liter, mV - millivolts, mS/cm - millisiemens per centimeter, and NTU - nephelometric turbidity unit.
2. J - Result is an estimated value.
3. ND - Constituent was analyzed for, but was not detected above the Method Detection Limit (MDL) and is considered a non-detect.
4. Radium (226 + 228) is reported as the sum of the Radium 226 and the Radium 228 activity concentrations unless the sum of the Radium 226 and Radium 228 Minimum Detectable Concentration's (MDC) is higher in which case it is displayed as ND.

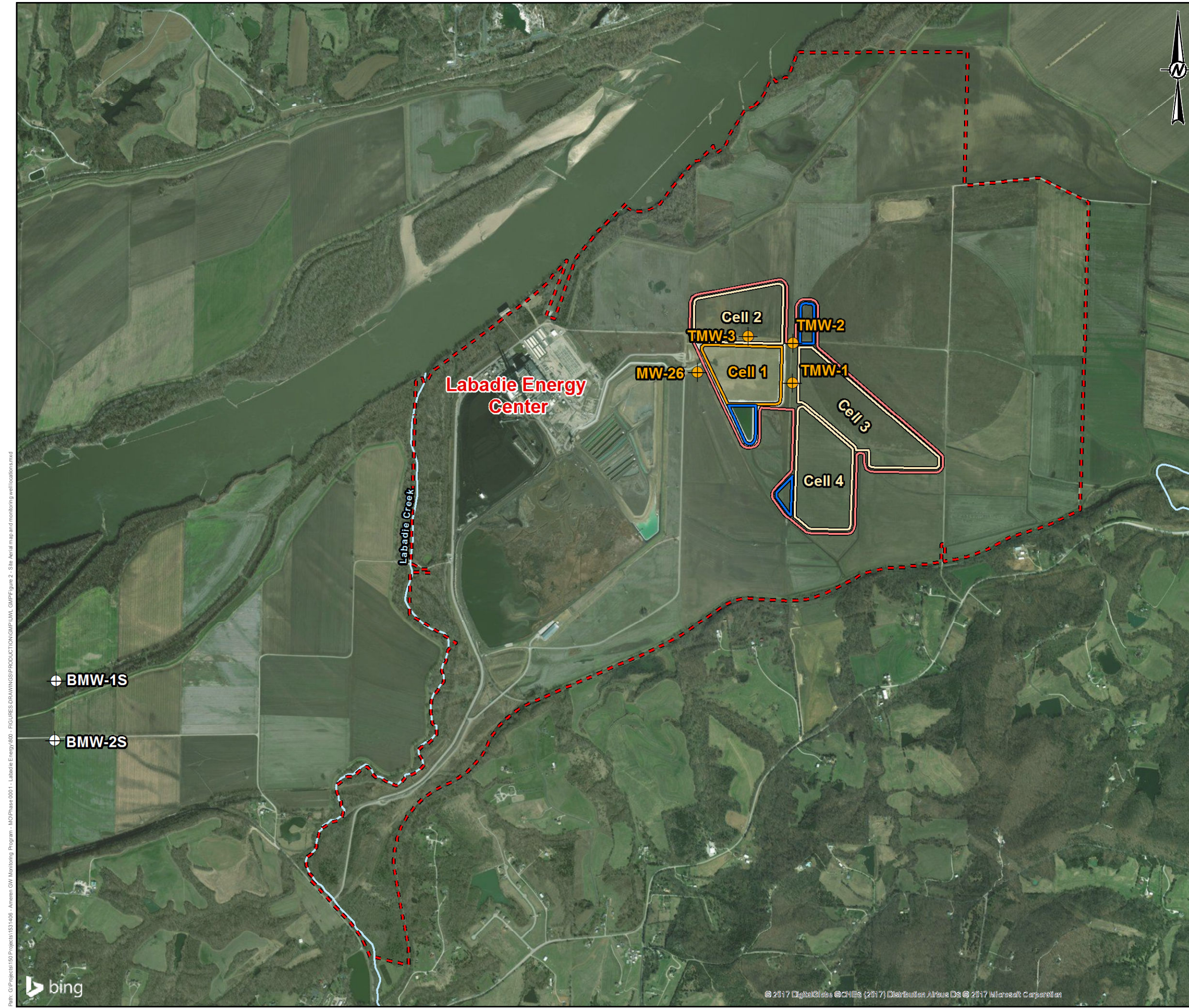
Table 10
November 2017 Detection Monitoring Results
LCL1 - Utility Waste Landfill Cell 1
Labadie Energy Center, Franklin County, MO

ANALYTE	UNITS	BACKGROUND		GROUNDWATER MONITORING WELLS			
		BMW-1S	BMW-2S	MW-26	TMW-1	TMW-2	TMW-3
FIELD PARAMETERS							
DATE	NA	11/7/2017	11/7/2017	11/8/2017	11/8/2017	11/8/2017	11/8/2017
DISSOLVED OXYGEN	mg/L	0.90	2.31	1.76	0.78	0.53	0.37
pH	SU	6.77	7.11	7.36	7.02	7.13	6.80
REDOX POTENTIAL	mV	-57.8	10.0	310.5	167.9	110.1	-25.7
SPECIFIC CONDUCTIVITY	mS/cm	1.262	0.698	0.799	1.023	1.205	1.181
TURBIDITY	NTU	3.16	0.81	2.51	2.54	3.70	4.86
APPENDIX III							
BORON, TOTAL	µg/L	100	46.3 J	71.7 J	115	130	131
CALCIUM, TOTAL	µg/L	197,000	120,000	137,000	156,000	184,000	191,000
CHLORIDE, TOTAL	mg/L	4.6	21.2	4.4	3.0	6.9	6.9
FLUORIDE, TOTAL	mg/L	0.18 J	0.18 J	0.19 J	0.22	0.18 J	0.15 J
SULFATE, TOTAL	mg/L	157	246	25.4	83.3	97.1	72.0
TOTAL DISSOLVED SOLIDS	mg/L	653	414	291	593	653	307 J

NOTES

1. Unit Abbreviations: µg/L - micrograms per liter, mg/L - milligrams per liter, SU - standard units, mV - millivolts, mS/cm - millisiemens per centimeter, and NTU - nephelometric turbidity unit.
2. J - Result is an estimated value.
3. ND - Constituent was analyzed for, but was not detected above the MDL and is considered a non-detect. Values displayed as ND.
4. NA - Not applicable.

FIGURES



LEGEND

- Labadie Energy Center Property Boundary
- Utility Waste Landfill (UWL)**
- Proposed Fence Perimeter
- Cell LCL1
- Proposed Stormwater Pond
- Proposed Future Cell

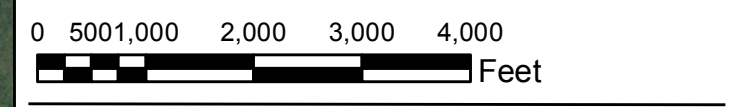
Ground/Surface Elevation Measurement Location

- UWL Monitoring Well
- Background Monitoring Well



- NOTES**
1. ALL LOCATIONS AND BOUNDARIES ARE APPROXIMATE.
 2. GROUNDWATER MONITORING WELLS INSTALLED BY GOLDER ASSOCIATES WERE SURVEYED BY ZAHNER & ASSOCIATES, INC. ON FEBRUARY 11 AND APRIL 28, 2016.
 3. GROUNDWATER MONITORING WELLS INSTALLED BY REITZ AND JENS, INC. WERE SURVEYED BY KDG.

- REFERENCES**
1. ZAHNER AND ASSOCIATES, INC. 2016. LOT CONSOLIDATION PLAT OF "LABADIE ENERGY CENTER" - PREPARED FOR AMEREN MISSOURI. REVISED JUNE 15, 2016.
 - 2.) COORDINATE SYSTEM: NAD 1983 STATEPLANE MISSOURI EAST FIPS 2,401 FEET.



CLIENT
 AMEREN MISSOURI
 LABADIE ENERGY CENTER



PROJECT
 GROUNDWATER MONITORING PROGRAM

TITLE
SITE LOCATION AERIAL MAP AND MONITORING WELL LOCATIONS

CONSULTANT	YYYY-MM-DD	2017-07-08
	PREPARED	JSI
	DESIGN	JSI
	REVIEW	JS
	APPROVED	MNH

PROJECT No. 153-1406 PHASE 0001C Rev. 0 FIGURE 1

Path: G:\Projects\153\Projects\153-1406 - Ameren GW Monitoring Program - HUCPhase0001 - Labadie Energy 800 - FIGURES\DRAWINGS\PRODUCTION\PLUM\CMF\Figures 2 - Site Aerial map and monitoring well locations.mxd



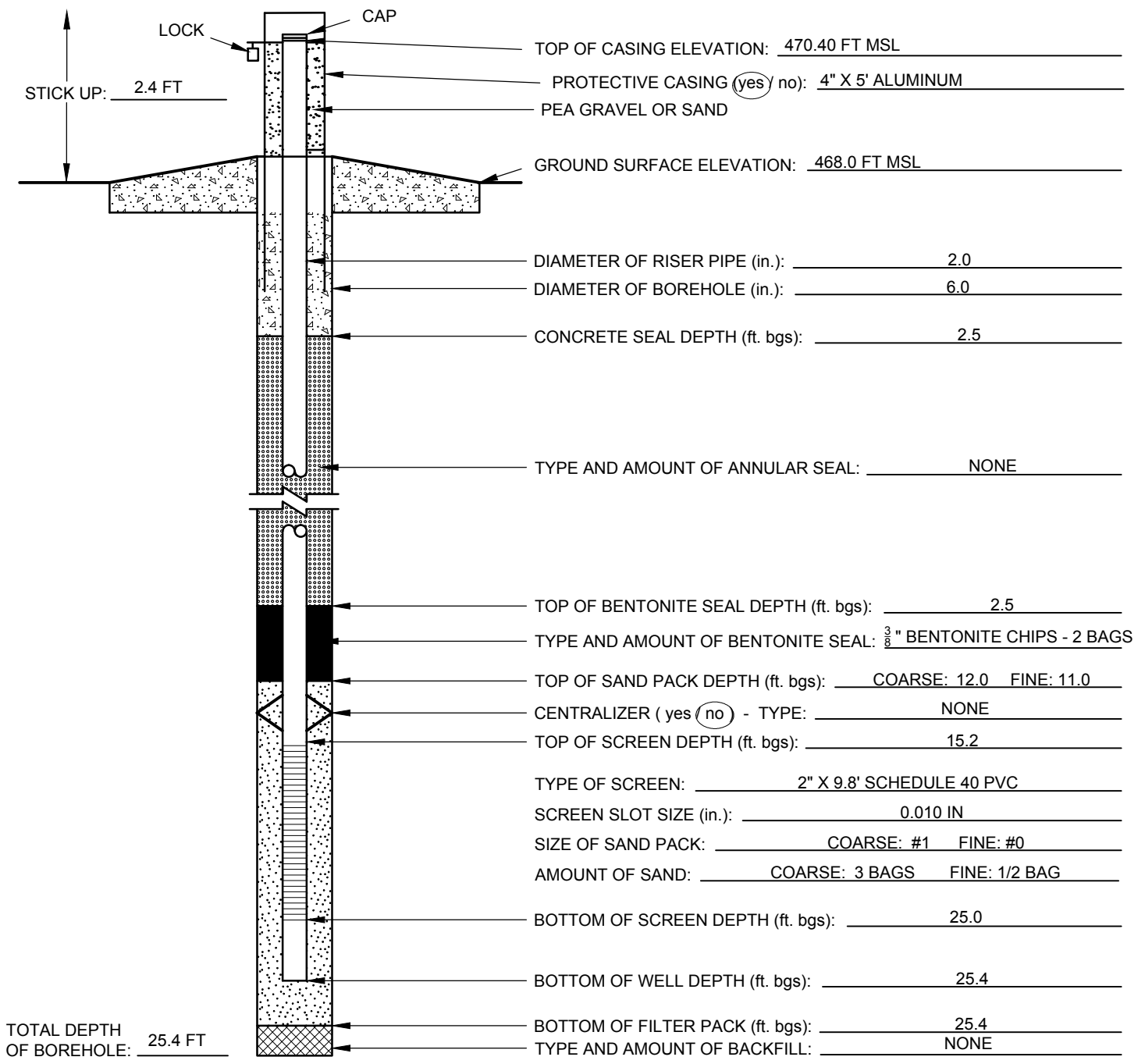
IF THIS MEASUREMENT DOES NOT MATCH WHAT IS SHOWN, THE SHEET SIZE HAS BEEN MODIFIED FROM:

APPENDIX A – CCR MONITORING WELL CONSTRUCTION DIAGRAMS



ABOVE GROUND MONITORING WELL CONSTRUCTION LOG TMW-2

PROJECT NAME: AMEREN CCR GW MONITORING		PROJECT NUMBER: 153-1406.0001C	
SITE NAME: LABADIE ENERGY CENTER		LOCATION: TMW-2	
CLIENT: AMEREN MISSOURI		SURFACE ELEVATION: 468.0 FT MSL	
GEOLOGIST: J. INGRAM	NORTHING: 994513.1	EASTING: 728663.8	
DRILLER: J. DRABEK	STATIC WATER LEVEL: 12.57 FT BTOC	COMPLETION DATE: 4/6/2016	
DRILLING COMPANY: CASCADE		DRILLING METHODS: SONIC	



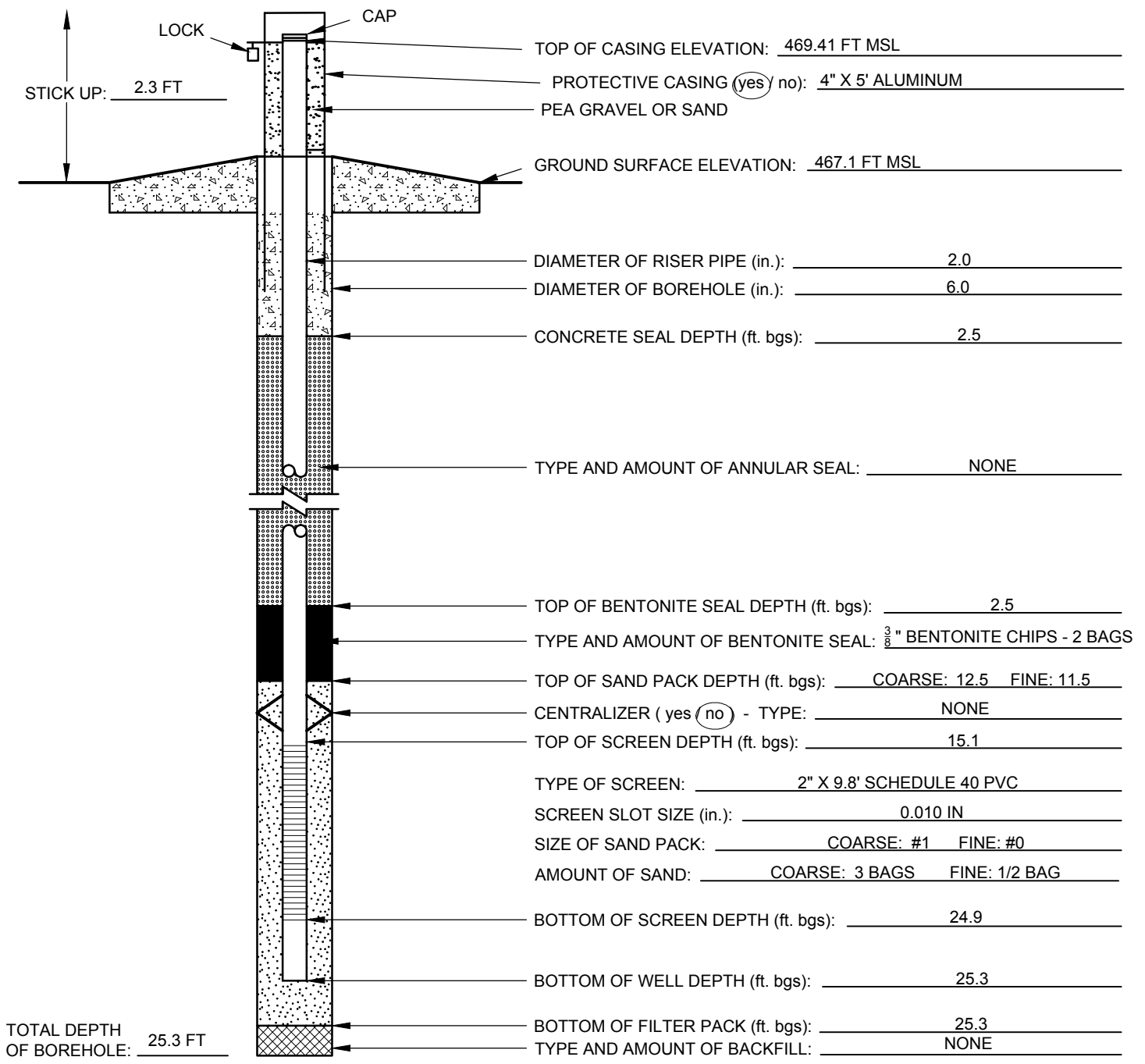
ADDITIONAL NOTES: FT BGS = FEET BELOW GROUND SURFACE. FT MSL = FEET ABOVE MEAN SEA LEVEL.
 30 GALLONS OF H2O USED DURING DRILLING. HORIZONTAL DATUM: STATE PLANE COORDINATES NAD83 US SURVEY FEET (2000)
 MISSOURI EAST ZONE. VERTICAL DATUM: NAVD88. WELL SURVEYED BY ZAHNER AND ASSOCIATES, INC ON APRIL 28, 2016.
 FT BTOC = FEET BELOW TOP OF CASING. SAND AND BENTONITE BAGS WEIGH 50 LBS EACH.

CHECKED BY: J. INGRAM
 DATE CHECKED: 6/2/2016
 PREPARED BY: J. SUOZZI



ABOVE GROUND MONITORING WELL CONSTRUCTION LOG TMW-3

PROJECT NAME: AMEREN CCR GW MONITORING		PROJECT NUMBER: 153-1406.0001C	
SITE NAME: LABADIE ENERGY CENTER		LOCATION: TMW-3	
CLIENT: AMEREN MISSOURI		SURFACE ELEVATION: 467.1 FT MSL	
GEOLOGIST: J. INGRAM	NORTHING: 994635.7	EASTING: 727842.0	
DRILLER: J. DRABEK	STATIC WATER LEVEL: 9.35 FT BTOC	COMPLETION DATE: 4/6/2016	
DRILLING COMPANY: CASCADE		DRILLING METHODS: SONIC	



ADDITIONAL NOTES: FT BGS = FEET BELOW GROUND SURFACE. FT MSL = FEET ABOVE MEAN SEA LEVEL.
30 GALLONS OF H2O USED DURING DRILLING. HORIZONTAL DATUM: STATE PLANE COORDINATES NAD83 (2000) MISSOURI EAST ZONE.
VERTICAL DATUM: NAVD88. WELL SURVEYED BY ZAHNER AND ASSOCIATES, INC ON APRIL 28, 2016.
FT BTOC = FEET BELOW TOP OF CASING. SAND AND BENTONITE BAGS WEIGH 50 LBS EACH.

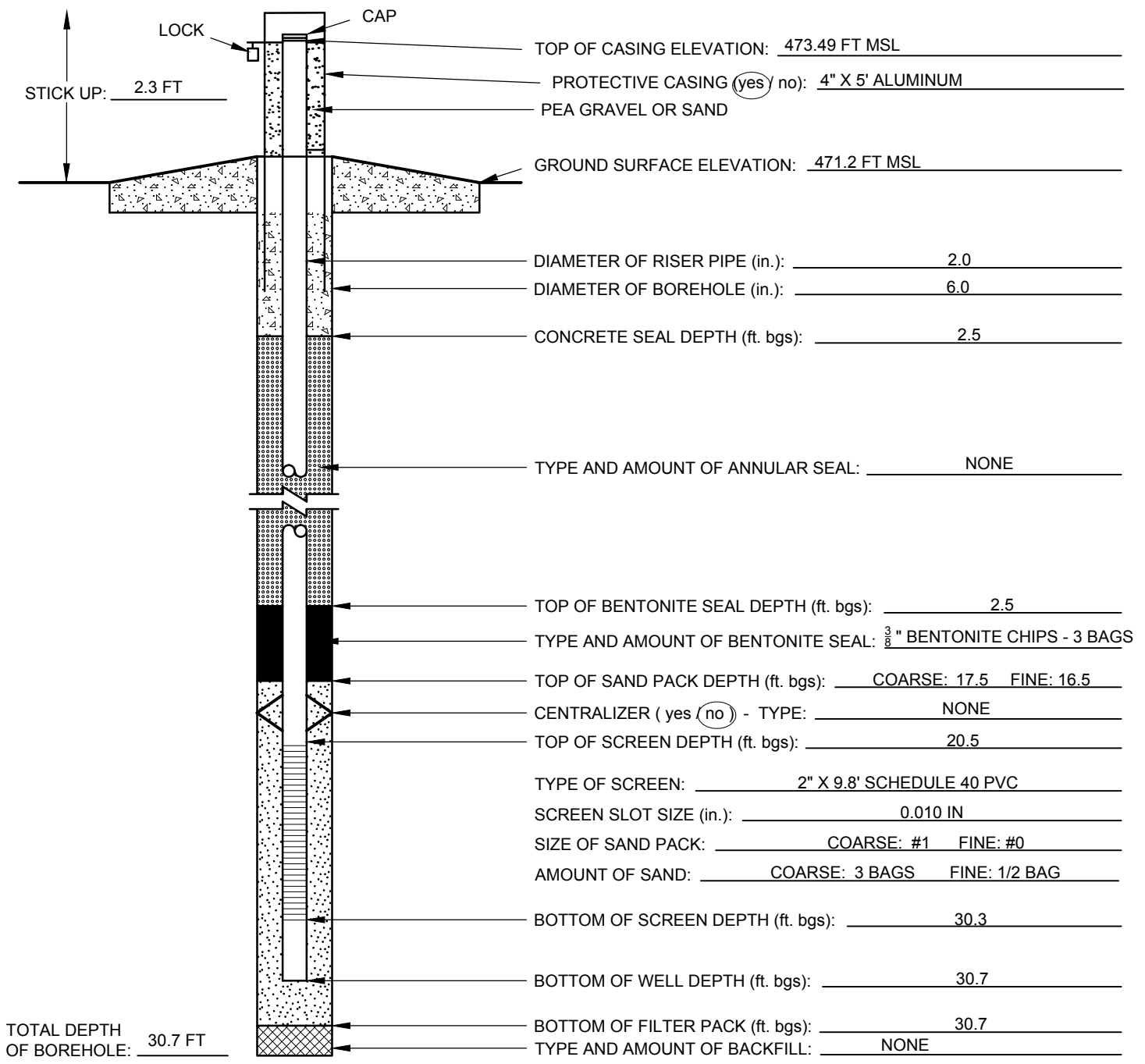
CHECKED BY: J. INGRAM
 DATE CHECKED: 6/2/2016

PREPARED BY: J. SUOZZI



ABOVE GROUND MONITORING WELL CONSTRUCTION LOG BMW-1S

PROJECT NAME: AMEREN CCR GW MONITORING		PROJECT NUMBER: 153-1406.0001B	
SITE NAME: LABADIE ENERGY CENTER		LOCATION: BMW-1S	
CLIENT: AMEREN MISSOURI		SURFACE ELEVATION: 471.2 FT MSL	
GEOLOGIST: J. INGRAM	NORTHING: 988310.0	EASTING: 715131.6	
DRILLER: J. DRABEK	STATIC WATER LEVEL: 13.60 FT BTOC	COMPLETION DATE: 2/01/2016	
DRILLING COMPANY: CASCADE		DRILLING METHODS: SONIC	



ADDITIONAL NOTES: FT BGS = FEET BELOW GROUND SURFACE. FT MSL = FEET ABOVE MEAN SEA LEVEL.
 100 GALLONS OF H2O USED DURING DRILLING. HORIZONTAL DATUM: STATE PLANE COORDINATES NAD83 US SURVEY FEET (2000)
 MISSOURI EAST ZONE. VERTICAL DATUM: NAVD88. WELL SURVEYED BY ZAHNER AND ASSOCIATES, INC ON FEBRUARY 11, 2016.
 FT BTOC = FEET BELOW TOP OF CASING. SAND AND BENTONITE BAGS WEIGH 50 LBS EACH.

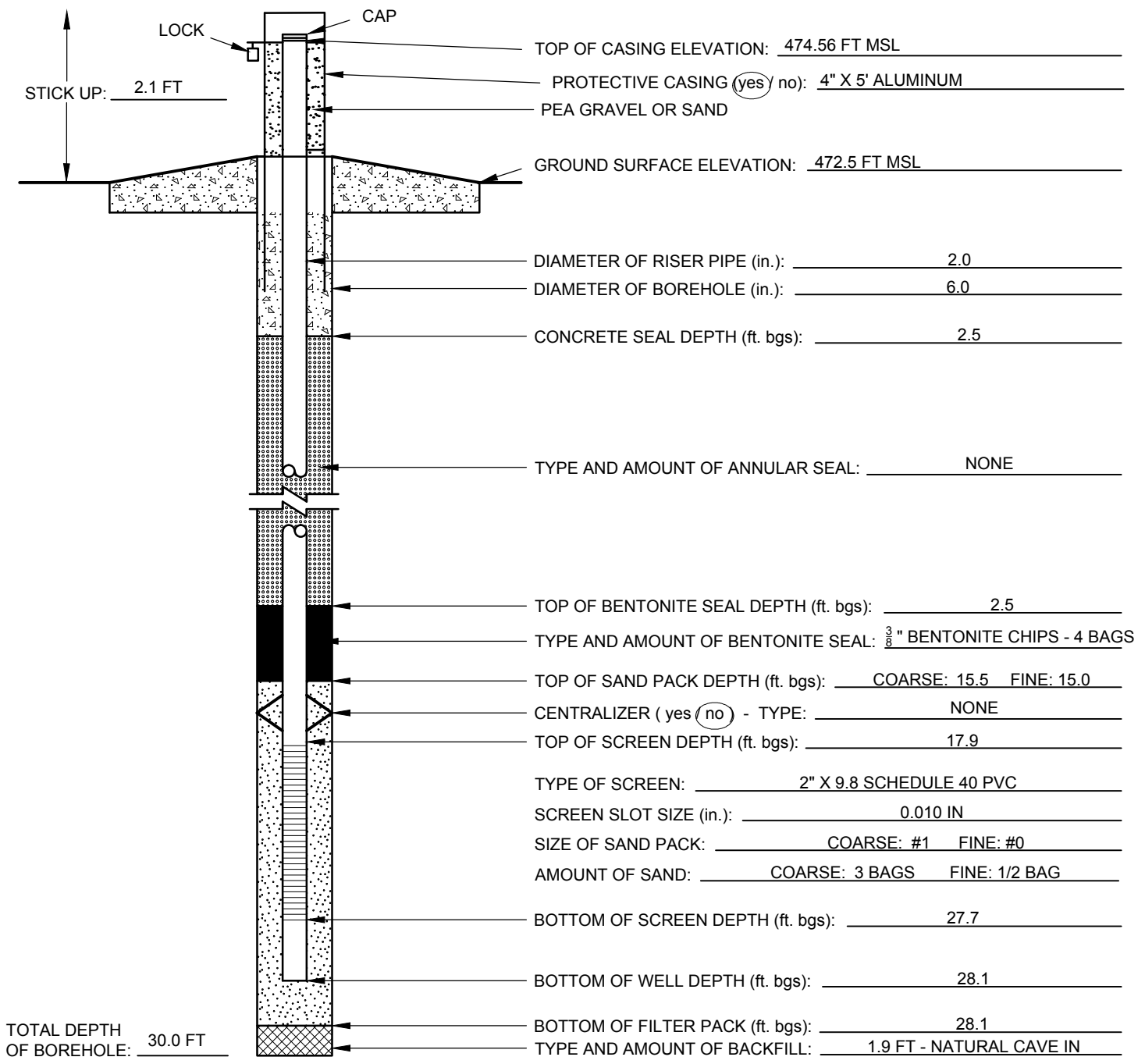
CHECKED BY: J. INGRAM
 DATE CHECKED: 4/19/2016

PREPARED BY: J. SUOZZI



ABOVE GROUND MONITORING WELL CONSTRUCTION LOG BMW-2S

PROJECT NAME: AMEREN CCR GW MONITORING		PROJECT NUMBER: 153-1406.0001B	
SITE NAME: LABADIE ENERGY CENTER		LOCATION: BMW-2S	
CLIENT: AMEREN MISSOURI		SURFACE ELEVATION: 472.5 FT MSL	
GEOLOGIST: J. INGRAM	NORTHING: 987210.1	EASTING: 715104.3	
DRILLER: J. DRABEK	STATIC WATER LEVEL: 14.30 FT BTOC	COMPLETION DATE: 2/02/2016	
DRILLING COMPANY: CASCADE		DRILLING METHODS: SONIC	



ADDITIONAL NOTES: FT BGS = FEET BELOW GROUND SURFACE. FT MSL = FEET ABOVE MEAN SEA LEVEL.
 100 GALLONS OF H2O USED DURING DRILLING. HORIZONTAL DATUM: STATE PLANE COORDINATES NAD83 US SURVEY FEET (2000)
 MISSOURI EAST ZONE. VERTICAL DATUM: NAVD88. WELL SURVEYED BY ZAHNER AND ASSOCIATES, INC ON FEBRUARY 11, 2016.
 FT BTOC = FEET BELOW TOP OF CASING. SAND AND BENTONITE BAGS WEIGH 50 LBS EACH.

CHECKED BY: J. INGRAM
 DATE CHECKED: 4/19/2016
 PREPARED BY: J. SUOZZI

APPENDIX B – LABORATORY ANALYTICAL DATA

January 03, 2018

Mark Haddock
Golder Associates
820 S. Main St
Suite 100
Saint Charles, MO 63301

RE: Project: AMEREN LABADIE ENERGY CTR-FLY
Pace Project No.: 60261374

Dear Mark Haddock:

Enclosed are the analytical results for sample(s) received by the laboratory on March 25, 2016. The results relate only to the samples included in this report. Results reported herein conform to the most current, applicable TNI/NELAC standards and the laboratory's Quality Assurance Manual, where applicable, unless otherwise noted in the body of the report.

If you have any questions concerning this report, please feel free to contact me.

Sincerely,



Jamie Church
jamie.church@pacelabs.com
314-838-7223
Project Manager

Enclosures

cc: Ryan Feldmann, Golder
Jeffrey Ingram, Golder Associates
John Suozzi, Golder Associates



REPORT OF LABORATORY ANALYSIS

This report shall not be reproduced, except in full,
without the written consent of Pace Analytical Services, LLC.

CERTIFICATIONS

Project: AMEREN LABADIE ENERGY CTR-FLY

Pace Project No.: 60261374

Pennsylvania Certification IDs

1638 Roseytown Rd Suites 2,3&4, Greensburg, PA 15601

L-A-B DOD-ELAP Accreditation #: L2417

Alabama Certification #: 41590

Arizona Certification #: AZ0734

Arkansas Certification

California Certification #: 04222CA

Colorado Certification

Connecticut Certification #: PH-0694

Delaware Certification

Florida/TNI Certification #: E87683

Georgia Certification #: C040

Guam Certification

Hawaii Certification

Idaho Certification

Illinois Certification

Indiana Certification

Iowa Certification #: 391

Kansas/TNI Certification #: E-10358

Kentucky Certification #: 90133

Louisiana DHH/TNI Certification #: LA140008

Louisiana DEQ/TNI Certification #: 4086

Maine Certification #: PA00091

Maryland Certification #: 308

Massachusetts Certification #: M-PA1457

Michigan/PADEP Certification

Missouri Certification #: 235

Montana Certification #: Cert 0082

Nebraska Certification #: NE-05-29-14

Nevada Certification #: PA014572015-1

New Hampshire/TNI Certification #: 2976

New Jersey/TNI Certification #: PA 051

New Mexico Certification #: PA01457

New York/TNI Certification #: 10888

North Carolina Certification #: 42706

North Dakota Certification #: R-190

Oregon/TNI Certification #: PA200002

Pennsylvania/TNI Certification #: 65-00282

Puerto Rico Certification #: PA01457

Rhode Island Certification #: 65-00282

South Dakota Certification

Tennessee Certification #: TN2867

Texas/TNI Certification #: T104704188-14-8

Utah/TNI Certification #: PA014572015-5

USDA Soil Permit #: P330-14-00213

Vermont Dept. of Health: ID# VT-0282

Virgin Island/PADEP Certification

Virginia/VELAP Certification #: 460198

Washington Certification #: C868

West Virginia DEP Certification #: 143

West Virginia DHHR Certification #: 9964C

Wisconsin Certification

Wyoming Certification #: 8TMS-L

Kansas Certification IDs

9608 Loiret Boulevard, Lenexa, KS 66219

WY STR Certification #: 2456.01

Arkansas Certification #: 17-016-0

Illinois Certification #: 200030

Iowa Certification #: 118

Kansas/NELAP Certification #: E-10116

Louisiana Certification #: 03055

Nevada Certification #: KS000212018-1

Oklahoma Certification #: 9205/9935

Texas Certification #: T104704407

Utah Certification #: KS00021

Kansas Field Laboratory Accreditation: # E-92587

Missouri Certification: 10070

REPORT OF LABORATORY ANALYSIS

This report shall not be reproduced, except in full,
without the written consent of Pace Analytical Services, LLC.

SAMPLE SUMMARY

Project: AMEREN LABADIE ENERGY CTR-FLY

Pace Project No.: 60261374

Lab ID	Sample ID	Matrix	Date Collected	Date Received
60215629009	L-BMW-1S	Water	03/23/16 10:20	03/25/16 03:20
60215629010	L-BMW-2S	Water	03/22/16 11:39	03/25/16 03:20

REPORT OF LABORATORY ANALYSIS

This report shall not be reproduced, except in full,
without the written consent of Pace Analytical Services, LLC.

SAMPLE ANALYTE COUNT

Project: AMEREN LABADIE ENERGY CTR-FLY

Pace Project No.: 60261374

Lab ID	Sample ID	Method	Analysts	Analytes Reported	Laboratory
60215629009	L-BMW-1S	EPA 200.7	NDJ	8	PASI-K
		EPA 200.8	SMW	6	PASI-K
		EPA 7470	ZBM	1	PASI-K
		EPA 903.1	WRR	1	PASI-PA
		EPA 904.0	JLW	1	PASI-PA
		SM 2540C	AGO	1	PASI-K
		SM 4500-H+B	LJS	1	PASI-K
60215629010	L-BMW-2S	EPA 300.0	OL	3	PASI-K
		EPA 200.7	NDJ	8	PASI-K
		EPA 200.8	SMW	6	PASI-K
		EPA 7470	ZBM	1	PASI-K
		EPA 903.1	WRR	1	PASI-PA
		EPA 904.0	JLW	1	PASI-PA
		SM 2540C	AGO	1	PASI-K
		SM 4500-H+B	LJS	1	PASI-K
	EPA 300.0	OL	3	PASI-K	

REPORT OF LABORATORY ANALYSIS

This report shall not be reproduced, except in full,
without the written consent of Pace Analytical Services, LLC.

ANALYTICAL RESULTS

Project: AMEREN LABADIE ENERGY CTR-FLY

Pace Project No.: 60261374

Sample: L-BMW-1S **Lab ID: 60215629009** Collected: 03/23/16 10:20 Received: 03/25/16 03:20 Matrix: Water

Parameters	Results	Units	PQL	MDL	DF	Prepared	Analyzed	CAS No.	Qual
200.7 Metals, Total		Analytical Method: EPA 200.7 Preparation Method: EPA 200.7							
Barium	340	ug/L	10.0	0.58	1	03/28/16 14:15	04/04/16 17:37	7440-39-3	
Beryllium	<0.26	ug/L	1.0	0.26	1	03/28/16 14:15	04/04/16 17:37	7440-41-7	
Boron	96.5J	ug/L	100	50.0	1	03/28/16 14:15	04/04/16 17:37	7440-42-8	
Calcium	191000	ug/L	100	8.1	1	03/28/16 14:15	04/04/16 17:37	7440-70-2	
Cobalt	1.4J	ug/L	5.0	0.72	1	03/28/16 14:15	04/04/16 17:37	7440-48-4	
Lead	<2.5	ug/L	5.0	2.5	1	03/28/16 14:15	04/04/16 17:37	7439-92-1	
Lithium	21.1	ug/L	10.0	4.9	1	03/28/16 14:15	04/04/16 17:37	7439-93-2	
Molybdenum	1.3J	ug/L	20.0	0.52	1	03/28/16 14:15	04/04/16 17:37	7439-98-7	B
200.8 MET ICPMS		Analytical Method: EPA 200.8 Preparation Method: EPA 200.8							
Antimony	<0.058	ug/L	1.0	0.058	1	03/28/16 14:15	03/29/16 13:56	7440-36-0	
Arsenic	21.8	ug/L	1.0	0.10	1	03/28/16 14:15	03/29/16 13:56	7440-38-2	
Cadmium	0.041J	ug/L	0.50	0.029	1	03/28/16 14:15	03/29/16 13:56	7440-43-9	B
Chromium	0.44J	ug/L	1.0	0.34	1	03/28/16 14:15	03/29/16 13:56	7440-47-3	
Selenium	<0.18	ug/L	1.0	0.18	1	03/28/16 14:15	03/29/16 13:56	7782-49-2	
Thallium	<0.50	ug/L	1.0	0.50	1	03/28/16 14:15	03/29/16 13:56	7440-28-0	
7470 Mercury		Analytical Method: EPA 7470 Preparation Method: EPA 7470							
Mercury	0.063J	ug/L	0.20	0.046	1	04/06/16 09:20	04/06/16 15:16	7439-97-6	B
2540C Total Dissolved Solids		Analytical Method: SM 2540C							
Total Dissolved Solids	712	mg/L	5.0	5.0	1		03/30/16 10:20		
4500H+ pH, Electrometric		Analytical Method: SM 4500-H+B							
pH at 25 Degrees C	7.3	Std. Units	0.10	0.10	1		04/04/16 12:30		H6
300.0 IC Anions 28 Days		Analytical Method: EPA 300.0							
Chloride	3.1	mg/L	1.0	0.50	1		03/29/16 19:34	16887-00-6	
Fluoride	0.19J	mg/L	0.20	0.073	1		03/29/16 19:34	16984-48-8	
Sulfate	50.1	mg/L	5.0	1.2	5		03/31/16 02:35	14808-79-8	

REPORT OF LABORATORY ANALYSIS

This report shall not be reproduced, except in full,
without the written consent of Pace Analytical Services, LLC.

ANALYTICAL RESULTS

Project: AMEREN LABADIE ENERGY CTR-FLY

Pace Project No.: 60261374

Sample: L-BMW-2S **Lab ID: 60215629010** Collected: 03/22/16 11:39 Received: 03/25/16 03:20 Matrix: Water

Parameters	Results	Units	PQL	MDL	DF	Prepared	Analyzed	CAS No.	Qual
200.7 Metals, Total		Analytical Method: EPA 200.7 Preparation Method: EPA 200.7							
Barium	247	ug/L	10.0	0.58	1	03/28/16 14:15	04/04/16 17:39	7440-39-3	
Beryllium	<0.26	ug/L	1.0	0.26	1	03/28/16 14:15	04/04/16 17:39	7440-41-7	
Boron	52.2J	ug/L	100	50.0	1	03/28/16 14:15	04/04/16 17:39	7440-42-8	
Calcium	133000	ug/L	100	8.1	1	03/28/16 14:15	04/04/16 17:39	7440-70-2	
Cobalt	<0.72	ug/L	5.0	0.72	1	03/28/16 14:15	04/04/16 17:39	7440-48-4	
Lead	<2.5	ug/L	5.0	2.5	1	03/28/16 14:15	04/04/16 17:39	7439-92-1	
Lithium	17.3	ug/L	10.0	4.9	1	03/28/16 14:15	04/04/16 17:39	7439-93-2	
Molybdenum	2.9J	ug/L	20.0	0.52	1	03/28/16 14:15	04/04/16 17:39	7439-98-7	B
200.8 MET ICPMS		Analytical Method: EPA 200.8 Preparation Method: EPA 200.8							
Antimony	0.082J	ug/L	1.0	0.058	1	03/28/16 14:15	03/29/16 14:00	7440-36-0	
Arsenic	0.22J	ug/L	1.0	0.10	1	03/28/16 14:15	03/29/16 14:00	7440-38-2	
Cadmium	0.085J	ug/L	0.50	0.029	1	03/28/16 14:15	03/29/16 14:00	7440-43-9	B
Chromium	0.52J	ug/L	1.0	0.34	1	03/28/16 14:15	03/29/16 14:00	7440-47-3	
Selenium	1.4	ug/L	1.0	0.18	1	03/28/16 14:15	03/29/16 14:00	7782-49-2	
Thallium	<0.50	ug/L	1.0	0.50	1	03/28/16 14:15	03/29/16 14:00	7440-28-0	
7470 Mercury		Analytical Method: EPA 7470 Preparation Method: EPA 7470							
Mercury	0.060J	ug/L	0.20	0.046	1	04/06/16 09:20	04/06/16 15:18	7439-97-6	B
2540C Total Dissolved Solids		Analytical Method: SM 2540C							
Total Dissolved Solids	499	mg/L	5.0	5.0	1		03/28/16 10:28		
4500H+ pH, Electrometric		Analytical Method: SM 4500-H+B							
pH at 25 Degrees C	8.0	Std. Units	0.10	0.10	1		04/04/16 13:16		H6
300.0 IC Anions 28 Days		Analytical Method: EPA 300.0							
Chloride	2.0	mg/L	1.0	0.50	1		03/29/16 19:49	16887-00-6	
Fluoride	0.23	mg/L	0.20	0.073	1		03/29/16 19:49	16984-48-8	
Sulfate	20.5	mg/L	2.0	0.50	2		03/31/16 02:48	14808-79-8	

REPORT OF LABORATORY ANALYSIS

This report shall not be reproduced, except in full,
without the written consent of Pace Analytical Services, LLC.

QUALITY CONTROL DATA

Project: AMEREN LABADIE ENERGY CTR-FLY

Pace Project No.: 60261374

QC Batch: 425087

Analysis Method: EPA 7470

QC Batch Method: EPA 7470

Analysis Description: 7470 Mercury

Associated Lab Samples: 60215629009, 60215629010

METHOD BLANK: 1735849

Matrix: Water

Associated Lab Samples: 60215629009, 60215629010

Parameter	Units	Blank Result	Reporting Limit	MDL	Analyzed	Qualifiers
Mercury	ug/L	0.061J	0.20	0.046	04/06/16 14:45	

LABORATORY CONTROL SAMPLE: 1735850

Parameter	Units	Spike Conc.	LCS Result	LCS % Rec	% Rec Limits	Qualifiers
Mercury	ug/L	5	5.0	101	80-120	

MATRIX SPIKE & MATRIX SPIKE DUPLICATE: 1735851 1735852

Parameter	Units	60215629001		60215629010		1735851		1735852		% Rec Limits	RPD	Max RPD	Qual
		MS Result	MSD Spike Conc.	MS Result	MSD Spike Conc.	MS Result	MSD Result	MS Result	MSD Result				
Mercury	ug/L	0.070J	5	5	5	5.1	4.5	100	88	75-125	13	20	

Results presented on this page are in the units indicated by the "Units" column except where an alternate unit is presented to the right of the result.

REPORT OF LABORATORY ANALYSIS

This report shall not be reproduced, except in full,
without the written consent of Pace Analytical Services, LLC.

QUALITY CONTROL DATA

Project: AMEREN LABADIE ENERGY CTR-FLY

Pace Project No.: 60261374

QC Batch: 424084 Analysis Method: EPA 200.7
 QC Batch Method: EPA 200.7 Analysis Description: 200.7 Metals, Total
 Associated Lab Samples: 60215629009, 60215629010

METHOD BLANK: 1731908 Matrix: Water

Associated Lab Samples: 60215629009, 60215629010

Parameter	Units	Blank Result	Reporting Limit	MDL	Analyzed	Qualifiers
Barium	ug/L	0.58J	5.0	0.58	04/04/16 16:58	
Beryllium	ug/L	<0.26	1.0	0.26	04/04/16 16:58	
Boron	ug/L	<50.0	100	50.0	04/04/16 16:58	
Calcium	ug/L	14.2J	100	8.1	04/04/16 16:58	
Cobalt	ug/L	<0.72	5.0	0.72	04/04/16 16:58	
Lead	ug/L	<2.5	5.0	2.5	04/04/16 16:58	
Lithium	ug/L	<4.9	10.0	4.9	04/04/16 16:58	
Molybdenum	ug/L	0.69J	20.0	0.52	04/04/16 16:58	

LABORATORY CONTROL SAMPLE: 1731909

Parameter	Units	Spike Conc.	LCS Result	LCS % Rec	% Rec Limits	Qualifiers
Barium	ug/L	1000	989	99	85-115	
Beryllium	ug/L	1000	972	97	85-115	
Boron	ug/L	1000	988	99	85-115	
Calcium	ug/L	10000	9490	95	85-115	
Cobalt	ug/L	1000	1030	103	85-115	
Lead	ug/L	1000	1020	102	85-115	
Lithium	ug/L	1000	975	97	85-115	
Molybdenum	ug/L	1000	1090	109	85-115	

MATRIX SPIKE & MATRIX SPIKE DUPLICATE: 1731910 1731911

Parameter	Units	MS		MSD		MS % Rec	MSD % Rec	% Rec Limits	RPD	Max RPD	Qual	
		60215629001 Result	Spike Conc.	Spike Conc.	MS Result							MSD Result
Barium	ug/L	126	1000	1000	1080	1110	96	98	70-130	2	20	
Beryllium	ug/L	<0.26	1000	1000	954	971	95	97	70-130	2	20	
Boron	ug/L	3530	1000	1000	4420	4570	90	104	70-130	3	20	
Calcium	ug/L	133000	10000	10000	140000	145000	68	116	70-130	3	20	M1
Cobalt	ug/L	2.3J	1000	1000	998	1020	100	101	70-130	2	20	
Lead	ug/L	<2.5	1000	1000	1000	1010	100	101	70-130	1	20	
Lithium	ug/L	22.0	1000	1000	1000	1020	98	100	70-130	2	20	
Molybdenum	ug/L	4.1J	1000	1000	1080	1100	108	110	70-130	2	20	

Results presented on this page are in the units indicated by the "Units" column except where an alternate unit is presented to the right of the result.

REPORT OF LABORATORY ANALYSIS

This report shall not be reproduced, except in full,
without the written consent of Pace Analytical Services, LLC.

QUALITY CONTROL DATA

Project: AMEREN LABADIE ENERGY CTR-FLY

Pace Project No.: 60261374

MATRIX SPIKE SAMPLE:		1731912					
Parameter	Units	60215629002 Result	Spike Conc.	MS Result	MS % Rec	% Rec Limits	Qualifiers
Barium	ug/L	58.9	1000	1010	95	70-130	
Beryllium	ug/L	<0.26	1000	942	94	70-130	
Boron	ug/L	6970	1000	8080	112	70-130	
Calcium	ug/L	68700	10000	78900	102	70-130	
Cobalt	ug/L	<0.72	1000	992	99	70-130	
Lead	ug/L	4.1J	1000	978	97	70-130	
Lithium	ug/L	16.2	1000	994	98	70-130	
Molybdenum	ug/L	141	1000	1200	106	70-130	

Results presented on this page are in the units indicated by the "Units" column except where an alternate unit is presented to the right of the result.

REPORT OF LABORATORY ANALYSIS

This report shall not be reproduced, except in full,
without the written consent of Pace Analytical Services, LLC.

QUALITY CONTROL DATA

Project: AMEREN LABADIE ENERGY CTR-FLY
Pace Project No.: 60261374

QC Batch: 424086 Analysis Method: EPA 200.8
QC Batch Method: EPA 200.8 Analysis Description: 200.8 MET
Associated Lab Samples: 60215629009, 60215629010

METHOD BLANK: 1731918 Matrix: Water
Associated Lab Samples: 60215629009, 60215629010

Parameter	Units	Blank Result	Reporting Limit	MDL	Analyzed	Qualifiers
Antimony	ug/L	<0.058	1.0	0.058	03/29/16 12:50	
Arsenic	ug/L	<0.10	1.0	0.10	03/29/16 12:50	
Cadmium	ug/L	0.039J	0.50	0.029	03/29/16 12:50	
Chromium	ug/L	<0.34	1.0	0.34	03/29/16 12:50	
Selenium	ug/L	<0.18	1.0	0.18	03/29/16 12:50	
Thallium	ug/L	<0.50	1.0	0.50	03/29/16 12:50	

LABORATORY CONTROL SAMPLE: 1731919

Parameter	Units	Spike Conc.	LCS Result	LCS % Rec	% Rec Limits	Qualifiers
Antimony	ug/L	40	41.8	105	85-115	
Arsenic	ug/L	40	42.0	105	85-115	
Cadmium	ug/L	40	41.7	104	85-115	
Chromium	ug/L	40	41.0	103	85-115	
Selenium	ug/L	40	42.9	107	85-115	
Thallium	ug/L	40	37.9	95	85-115	

MATRIX SPIKE & MATRIX SPIKE DUPLICATE: 1731920 1731921

Parameter	Units	60215629001		60215629003		MS		MSD		% Rec Limits	Max RPD	Qual
		MS Spike Conc.	MSD Spike Conc.	MS Result	MSD Result	% Rec	% Rec					
Antimony	ug/L	<0.058	40	40	40.2	41.1	100	103	70-130	2	20	
Arsenic	ug/L	5.3	40	40	46.0	47.6	102	106	70-130	3	20	
Cadmium	ug/L	0.082J	40	40	38.8	38.9	97	97	70-130	0	20	
Chromium	ug/L	0.78J	40	40	40.7	40.6	100	100	70-130	0	20	
Selenium	ug/L	<0.18	40	40	39.3	39.7	98	99	70-130	1	20	
Thallium	ug/L	<0.50	40	40	40.6	40.6	101	101	70-130	0	20	

MATRIX SPIKE SAMPLE: 1731922

Parameter	Units	60215629003 Result	Spike Conc.	MS Result	MS % Rec	% Rec Limits	Qualifiers
Antimony	ug/L	<0.058	40	42.4	106	70-130	
Arsenic	ug/L	11.9	40	55.5	109	70-130	
Cadmium	ug/L	<0.029	40	40.1	100	70-130	
Chromium	ug/L	0.36J	40	41.2	102	70-130	
Selenium	ug/L	<0.18	40	41.0	102	70-130	
Thallium	ug/L	<0.50	40	40.6	101	70-130	

Results presented on this page are in the units indicated by the "Units" column except where an alternate unit is presented to the right of the result.

REPORT OF LABORATORY ANALYSIS

This report shall not be reproduced, except in full,
without the written consent of Pace Analytical Services, LLC.

QUALITY CONTROL DATA

Project: AMEREN LABADIE ENERGY CTR-FLY

Pace Project No.: 60261374

QC Batch: 423939

Analysis Method: SM 2540C

QC Batch Method: SM 2540C

Analysis Description: 2540C Total Dissolved Solids

Associated Lab Samples: 60215629010

METHOD BLANK: 1731234

Matrix: Water

Associated Lab Samples: 60215629010

Parameter	Units	Blank Result	Reporting Limit	MDL	Analyzed	Qualifiers
Total Dissolved Solids	mg/L	<5.0	5.0	5.0	03/28/16 10:22	

LABORATORY CONTROL SAMPLE: 1731235

Parameter	Units	Spike Conc.	LCS Result	LCS % Rec	% Rec Limits	Qualifiers
Total Dissolved Solids	mg/L	1000	990	99	80-120	

SAMPLE DUPLICATE: 1731236

Parameter	Units	60215561009 Result	Dup Result	RPD	Max RPD	Qualifiers
Total Dissolved Solids	mg/L	5580	5380	4	10	

SAMPLE DUPLICATE: 1731237

Parameter	Units	60215561005 Result	Dup Result	RPD	Max RPD	Qualifiers
Total Dissolved Solids	mg/L	1670	1730	3	10	

Results presented on this page are in the units indicated by the "Units" column except where an alternate unit is presented to the right of the result.

REPORT OF LABORATORY ANALYSIS

This report shall not be reproduced, except in full,
without the written consent of Pace Analytical Services, LLC.

QUALITY CONTROL DATA

Project: AMEREN LABADIE ENERGY CTR-FLY

Pace Project No.: 60261374

QC Batch: 424197

Analysis Method: SM 2540C

QC Batch Method: SM 2540C

Analysis Description: 2540C Total Dissolved Solids

Associated Lab Samples: 60215629009

METHOD BLANK: 1732230

Matrix: Water

Associated Lab Samples: 60215629009

Parameter	Units	Blank Result	Reporting Limit	MDL	Analyzed	Qualifiers
Total Dissolved Solids	mg/L	<5.0	5.0	5.0	03/30/16 10:11	

LABORATORY CONTROL SAMPLE: 1732231

Parameter	Units	Spike Conc.	LCS Result	LCS % Rec	% Rec Limits	Qualifiers
Total Dissolved Solids	mg/L	1000	989	99	80-120	

SAMPLE DUPLICATE: 1732232

Parameter	Units	60215628007 Result	Dup Result	RPD	Max RPD	Qualifiers
Total Dissolved Solids	mg/L	725	727	0	10	

SAMPLE DUPLICATE: 1732233

Parameter	Units	60215629001 Result	Dup Result	RPD	Max RPD	Qualifiers
Total Dissolved Solids	mg/L	529	526	1	10	

Results presented on this page are in the units indicated by the "Units" column except where an alternate unit is presented to the right of the result.

REPORT OF LABORATORY ANALYSIS

This report shall not be reproduced, except in full,
without the written consent of Pace Analytical Services, LLC.

QUALITY CONTROL DATA

Project: AMEREN LABADIE ENERGY CTR-FLY

Pace Project No.: 60261374

QC Batch: 424893 Analysis Method: SM 4500-H+B

QC Batch Method: SM 4500-H+B Analysis Description: 4500H+B pH

Associated Lab Samples: 60215629010

SAMPLE DUPLICATE: 1735408

Parameter	Units	60215628007 Result	Dup Result	RPD	Max RPD	Qualifiers
pH at 25 Degrees C	Std. Units	7.8	7.8	0	5	H6

Results presented on this page are in the units indicated by the "Units" column except where an alternate unit is presented to the right of the result.

REPORT OF LABORATORY ANALYSIS

This report shall not be reproduced, except in full,
without the written consent of Pace Analytical Services, LLC.

QUALITY CONTROL DATA

Project: AMEREN LABADIE ENERGY CTR-FLY

Pace Project No.: 60261374

QC Batch: 424950 Analysis Method: SM 4500-H+B

QC Batch Method: SM 4500-H+B Analysis Description: 4500H+B pH

Associated Lab Samples: 60215629009

SAMPLE DUPLICATE: 1735514

Parameter	Units	60215629001 Result	Dup Result	RPD	Max RPD	Qualifiers
pH at 25 Degrees C	Std. Units	8.0	8.0	0	5	H6

Results presented on this page are in the units indicated by the "Units" column except where an alternate unit is presented to the right of the result.

REPORT OF LABORATORY ANALYSIS

This report shall not be reproduced, except in full,
without the written consent of Pace Analytical Services, LLC.

QUALITY CONTROL DATA

Project: AMEREN LABADIE ENERGY CTR-FLY

Pace Project No.: 60261374

QC Batch: 424192 Analysis Method: EPA 300.0
 QC Batch Method: EPA 300.0 Analysis Description: 300.0 IC Anions
 Associated Lab Samples: 60215629009, 60215629010

METHOD BLANK: 1732199 Matrix: Water

Associated Lab Samples: 60215629009, 60215629010

Parameter	Units	Blank Result	Reporting Limit	MDL	Analyzed	Qualifiers
Chloride	mg/L	<0.50	1.0	0.50	03/29/16 15:46	
Fluoride	mg/L	<0.073	0.20	0.073	03/29/16 15:46	

METHOD BLANK: 1732965 Matrix: Water

Associated Lab Samples: 60215629009, 60215629010

Parameter	Units	Blank Result	Reporting Limit	MDL	Analyzed	Qualifiers
Sulfate	mg/L	<0.25	1.0	0.25	03/30/16 22:43	

LABORATORY CONTROL SAMPLE: 1732200

Parameter	Units	Spike Conc.	LCS Result	LCS % Rec	% Rec Limits	Qualifiers
Chloride	mg/L	5	4.7	93	90-110	
Fluoride	mg/L	2.5	2.5	99	90-110	

LABORATORY CONTROL SAMPLE: 1732966

Parameter	Units	Spike Conc.	LCS Result	LCS % Rec	% Rec Limits	Qualifiers
Sulfate	mg/L	5	5.0	99	90-110	

MATRIX SPIKE & MATRIX SPIKE DUPLICATE: 1732201 1732202

Parameter	Units	60215629001		60215629002		1732201		1732202		% Rec Limits	RPD	Max RPD	Qual
		MS Result	MSD Spike Conc.	MS Result	MSD Spike Conc.	MS % Rec	MSD % Rec	MS % Rec	MSD % Rec				
Chloride	mg/L	2.7	5	5	5	7.2	7.2	90	90	80-120	0	15	
Fluoride	mg/L	0.24	2.5	2.5	2.5	2.8	2.8	102	103	80-120	0	15	
Sulfate	mg/L	76.7	50	50	50	128	129	103	105	80-120	1	15	

MATRIX SPIKE SAMPLE: 1732203

Parameter	Units	60215629002 Result	Spike Conc.	MS Result	MS % Rec	% Rec Limits	Qualifiers
Chloride	mg/L	18.9	5	23.6	93	80-120	
Fluoride	mg/L	0.22	2.5	2.6	97	80-120	

Results presented on this page are in the units indicated by the "Units" column except where an alternate unit is presented to the right of the result.

REPORT OF LABORATORY ANALYSIS

This report shall not be reproduced, except in full,
 without the written consent of Pace Analytical Services, LLC.

QUALITY CONTROL DATA

Project: AMEREN LABADIE ENERGY CTR-FLY

Pace Project No.: 60261374

MATRIX SPIKE SAMPLE:		1732203					
Parameter	Units	60215629002 Result	Spike Conc.	MS Result	MS % Rec	% Rec Limits	Qualifiers
Sulfate	mg/L	295	250	536	97	80-120	

Results presented on this page are in the units indicated by the "Units" column except where an alternate unit is presented to the right of the result.

REPORT OF LABORATORY ANALYSIS

This report shall not be reproduced, except in full,
without the written consent of Pace Analytical Services, LLC.

ANALYTICAL RESULTS - RADIOCHEMISTRY

Project: AMEREN LABADIE ENERGY CTR-FLY

Pace Project No.: 60261374

Sample: L-BMW-1S **Lab ID: 60215629009** Collected: 03/23/16 10:20 Received: 03/25/16 03:20 Matrix: Water
PWS: Site ID: Sample Type:

Parameters	Method	Act ± Unc (MDC) Carr Trac	Units	Analyzed	CAS No.	Qual
Radium-226	EPA 903.1	0.0858 ± 0.391 (0.796) C:NA T:93%	pCi/L	04/08/16 10:39	13982-63-3	
Radium-228	EPA 904.0	1.30 ± 0.498 (0.770) C:81% T:85%	pCi/L	04/06/16 17:09	15262-20-1	

REPORT OF LABORATORY ANALYSIS

This report shall not be reproduced, except in full,
without the written consent of Pace Analytical Services, LLC.

ANALYTICAL RESULTS - RADIOCHEMISTRY

Project: AMEREN LABADIE ENERGY CTR-FLY

Pace Project No.: 60261374

Parameters	Method	Act ± Unc (MDC) Carr Trac	Units	Analyzed	CAS No.	Qual
Radium-226	EPA 903.1	0.348 ± 0.541 (0.937) C:NA T:91%	pCi/L	04/08/16 10:33	13982-63-3	
Radium-228	EPA 904.0	0.495 ± 0.378 (0.745) C:78% T:88%	pCi/L	04/06/16 17:09	15262-20-1	

REPORT OF LABORATORY ANALYSIS

This report shall not be reproduced, except in full,
without the written consent of Pace Analytical Services, LLC.

QUALITY CONTROL - RADIOCHEMISTRY

Project: AMEREN LABADIE ENERGY CTR-FLY

Pace Project No.: 60261374

QC Batch: 214969

Analysis Method: EPA 904.0

QC Batch Method: EPA 904.0

Analysis Description: 904.0 Radium 228

Associated Lab Samples:

METHOD BLANK: 1050671

Matrix: Water

Associated Lab Samples:

Parameter	Act ± Unc (MDC) Carr Trac	Units	Analyzed	Qualifiers
Radium-228	0.779 ± 0.434 (0.786) C:79% T:83%	pCi/L	04/06/16 13:09	

Results presented on this page are in the units indicated by the "Units" column except where an alternate unit is presented to the right of the result.

REPORT OF LABORATORY ANALYSIS

This report shall not be reproduced, except in full,
without the written consent of Pace Analytical Services, LLC.

QUALITY CONTROL - RADIOCHEMISTRY

Project: AMEREN LABADIE ENERGY CTR-FLY

Pace Project No.: 60261374

QC Batch: 214970 Analysis Method: EPA 904.0

QC Batch Method: EPA 904.0 Analysis Description: 904.0 Radium 228

Associated Lab Samples: 60215629009, 60215629010

METHOD BLANK: 1050672 Matrix: Water

Associated Lab Samples: 60215629009, 60215629010

Parameter	Act ± Unc (MDC) Carr Trac	Units	Analyzed	Qualifiers
Radium-228	0.460 ± 0.355 (0.699) C:83% T:84%	pCi/L	04/06/16 17:08	

Results presented on this page are in the units indicated by the "Units" column except where an alternate unit is presented to the right of the result.

REPORT OF LABORATORY ANALYSIS

This report shall not be reproduced, except in full,
without the written consent of Pace Analytical Services, LLC.

QUALITY CONTROL - RADIOCHEMISTRY

Project: AMEREN LABADIE ENERGY CTR-FLY

Pace Project No.: 60261374

QC Batch: 214953	Analysis Method: EPA 903.1
QC Batch Method: EPA 903.1	Analysis Description: 903.1 Radium-226
Associated Lab Samples:	

METHOD BLANK: 1050642 Matrix: Water

Associated Lab Samples:

Parameter	Act ± Unc (MDC) Carr Trac	Units	Analyzed	Qualifiers
Radium-226	-0.085 ± 0.386 (0.786) C:NA T:93%	pCi/L	04/05/16 20:28	

Results presented on this page are in the units indicated by the "Units" column except where an alternate unit is presented to the right of the result.

REPORT OF LABORATORY ANALYSIS

This report shall not be reproduced, except in full,
without the written consent of Pace Analytical Services, LLC.

QUALITY CONTROL - RADIOCHEMISTRY

Project: AMEREN LABADIE ENERGY CTR-FLY

Pace Project No.: 60261374

QC Batch: 214955 Analysis Method: EPA 903.1

QC Batch Method: EPA 903.1 Analysis Description: 903.1 Radium-226

Associated Lab Samples: 60215629009, 60215629010

METHOD BLANK: 1050644 Matrix: Water

Associated Lab Samples: 60215629009, 60215629010

Parameter	Act ± Unc (MDC) Carr Trac	Units	Analyzed	Qualifiers
Radium-226	0.000 ± 0.436 (0.944) C:NA T:98%	pCi/L	04/08/16 10:20	

Results presented on this page are in the units indicated by the "Units" column except where an alternate unit is presented to the right of the result.

REPORT OF LABORATORY ANALYSIS

This report shall not be reproduced, except in full,
without the written consent of Pace Analytical Services, LLC.

QUALIFIERS

Project: AMEREN LABADIE ENERGY CTR-FLY

Pace Project No.: 60261374

DEFINITIONS

DF - Dilution Factor, if reported, represents the factor applied to the reported data due to dilution of the sample aliquot.

ND - Not Detected at or above adjusted reporting limit.

TNTC - Too Numerous To Count

J - Estimated concentration above the adjusted method detection limit and below the adjusted reporting limit.

MDL - Adjusted Method Detection Limit.

PQL - Practical Quantitation Limit.

RL - Reporting Limit.

S - Surrogate

1,2-Diphenylhydrazine decomposes to and cannot be separated from Azobenzene using Method 8270. The result for each analyte is a combined concentration.

Consistent with EPA guidelines, unrounded data are displayed and have been used to calculate % recovery and RPD values.

LCS(D) - Laboratory Control Sample (Duplicate)

MS(D) - Matrix Spike (Duplicate)

DUP - Sample Duplicate

RPD - Relative Percent Difference

NC - Not Calculable.

SG - Silica Gel - Clean-Up

U - Indicates the compound was analyzed for, but not detected.

N-Nitrosodiphenylamine decomposes and cannot be separated from Diphenylamine using Method 8270. The result reported for each analyte is a combined concentration.

Act - Activity

Unc - Uncertainty: SDWA = 1.96 sigma count uncertainty, all other matrices = Expanded Uncertainty (95% confidence interval).

Gamma Spec = Expanded Uncertainty (95.4% Confidence Interval)

(MDC) - Minimum Detectable Concentration

Trac - Tracer Recovery (%)

Carr - Carrier Recovery (%)

Pace Analytical is TNI accredited. Contact your Pace PM for the current list of accredited analytes.

TNI - The NELAC Institute.

LABORATORIES

PASI-K Pace Analytical Services - Kansas City

PASI-PA Pace Analytical Services - Greensburg

ANALYTE QUALIFIERS

B Analyte was detected in the associated method blank.

H6 Analysis initiated outside of the 15 minute EPA required holding time.

M1 Matrix spike recovery exceeded QC limits. Batch accepted based on laboratory control sample (LCS) recovery.

REPORT OF LABORATORY ANALYSIS

This report shall not be reproduced, except in full,
without the written consent of Pace Analytical Services, LLC.

QUALITY CONTROL DATA CROSS REFERENCE TABLE

Project: AMEREN LABADIE ENERGY CTR-FLY

Pace Project No.: 60261374

Lab ID	Sample ID	QC Batch Method	QC Batch	Analytical Method	Analytical Batch
60215629009	L-BMW-1S	EPA 200.7	424084	EPA 200.7	424160
60215629010	L-BMW-2S	EPA 200.7	424084	EPA 200.7	424160
60215629009	L-BMW-1S	EPA 200.8	424086	EPA 200.8	424161
60215629010	L-BMW-2S	EPA 200.8	424086	EPA 200.8	424161
60215629009	L-BMW-1S	EPA 7470	425087	EPA 7470	425286
60215629010	L-BMW-2S	EPA 7470	425087	EPA 7470	425286
60215629009	L-BMW-1S	EPA 903.1	214955		
60215629010	L-BMW-2S	EPA 903.1	214955		
60215629009	L-BMW-1S	EPA 904.0	214970		
60215629010	L-BMW-2S	EPA 904.0	214970		
60215629009	L-BMW-1S	SM 2540C	424197		
60215629010	L-BMW-2S	SM 2540C	423939		
60215629009	L-BMW-1S	SM 4500-H+B	424950		
60215629010	L-BMW-2S	SM 4500-H+B	424893		
60215629009	L-BMW-1S	EPA 300.0	424192		
60215629010	L-BMW-2S	EPA 300.0	424192		

REPORT OF LABORATORY ANALYSIS

This report shall not be reproduced, except in full,
without the written consent of Pace Analytical Services, LLC.



Sample Condition Upon Receipt

WO#: 60215629
60215629

Client Name: Golder

Courier: FedEx UPS VIA Clay PEX ECI Pace xroad Other Client

Tracking #: _____ Pace Shipping Label Used? Yes No

Custody Seal on Cooler/Box Present: Yes No Seals intact: Yes No

Packing Material: Bubble Wrap Bubble Bags Foam None Other

Thermometer Used: CF +1.0 T-239 / CF -0.6 T-262 Type of Ice: Wet Blue None Samples received on ice, cooling process has begun.

Cooler Temperature: 2-3/15.1/16.3

Date and initials of person examining contents: pv3/25/16

Temperature should be above freezing to 6°C

Chain of Custody present:	<input type="checkbox"/> Yes <input type="checkbox"/> No <input type="checkbox"/> N/A	1. Radium receive in the high temp
Chain of Custody filled out:	<input checked="" type="checkbox"/> Yes <input type="checkbox"/> No <input type="checkbox"/> N/A	2. Coolers.
Chain of Custody relinquished:	<input type="checkbox"/> Yes <input type="checkbox"/> No <input type="checkbox"/> N/A	3.
Sampler name & signature on COC:	<input checked="" type="checkbox"/> Yes <input type="checkbox"/> No <input type="checkbox"/> N/A	4.
Samples arrived within holding time:	<input type="checkbox"/> Yes <input checked="" type="checkbox"/> No <input type="checkbox"/> N/A	5.
Short Hold Time analyses (<72hr):	<u>pv3/25/16</u> <input checked="" type="checkbox"/> Yes <input checked="" type="checkbox"/> No <input type="checkbox"/> N/A	6. pH
Rush Turn Around Time requested:	<input type="checkbox"/> Yes <input checked="" type="checkbox"/> No <input type="checkbox"/> N/A	7.
Sufficient volume:	<input checked="" type="checkbox"/> Yes <input type="checkbox"/> No <input type="checkbox"/> N/A	8.
Correct containers used:	<input checked="" type="checkbox"/> Yes <input type="checkbox"/> No <input type="checkbox"/> N/A	
Pace containers used:	<input checked="" type="checkbox"/> Yes <input type="checkbox"/> No <input type="checkbox"/> N/A	9.
Containers intact:	<input checked="" type="checkbox"/> Yes <input type="checkbox"/> No <input type="checkbox"/> N/A	10.
Unpreserved 5035A soils frozen w/in 48hrs?	<input type="checkbox"/> Yes <input type="checkbox"/> No <input checked="" type="checkbox"/> N/A	11.
Filtered volume received for dissolved tests?	<input type="checkbox"/> Yes <input type="checkbox"/> No <input checked="" type="checkbox"/> N/A	12.
Sample labels match COC:	<input checked="" type="checkbox"/> Yes <input type="checkbox"/> No <input type="checkbox"/> N/A	
Includes date/time/ID/analyses Matrix: <u>WT</u>		13.
All containers needing preservation have been checked.	<input checked="" type="checkbox"/> Yes <input type="checkbox"/> No <input type="checkbox"/> N/A	
All containers needing preservation are found to be in compliance with EPA recommendation.	<input checked="" type="checkbox"/> Yes <input type="checkbox"/> No <input type="checkbox"/> N/A	14.
Exceptions: VOA, Coliform, O&G, WI-DRO (water)	<input type="checkbox"/> Yes <input checked="" type="checkbox"/> No	Initial when completed
Trip Blank present:	<input type="checkbox"/> Yes <input type="checkbox"/> No <input checked="" type="checkbox"/> N/A	Lot # of added preservative
Pace Trip Blank lot # (if purchased):		15.
Headspace in VOA vials (>6mm):	<input type="checkbox"/> Yes <input type="checkbox"/> No <input checked="" type="checkbox"/> N/A	
		16.
Project sampled in USDA Regulated Area:	<input type="checkbox"/> Yes <input type="checkbox"/> No <input checked="" type="checkbox"/> N/A	17. List State:
Additional labels attached to 5035A vials in the field?	<input type="checkbox"/> Yes <input type="checkbox"/> No <input checked="" type="checkbox"/> N/A	18.

Client Notification/ Resolution: Copy COC to Client? Y / N Field Data Required? Y / N

Person Contacted: _____ Date/Time: _____

Comments/ Resolution: _____

Project Manager Review: _____ Date: _____



CHAIN-OF-CUSTODY / Analytical Request Document

The Chain-of-Custody is a LEGAL DOCUMENT. All relevant fields must be completed accurately.

Section A Required Client Information:		Section B Required Project Information:		Section C Invoice Information:		
Company: Golder Associates	Report To: Mark Haddock (mhaddock@golder.com)	Attention:	Company Name:	REGULATORY AGENCY		
Address: 820 South Main Street, Suite 100	Copy To: Jeffrey Ingram	Address:	Address:	<input type="checkbox"/> NPDES	<input type="checkbox"/> GROUND WATER	<input type="checkbox"/> DRINKING WATER
City: St Charles, MO 63301	Purchase Order No.:	State: MO	Pace Quote Reference:	<input type="checkbox"/> UST	<input type="checkbox"/> RCRA	<input type="checkbox"/> OTHER
Email To: mhaddock@golder.com	Project Name: Ameren Labadie Energy Center - Fly Ash	Jamie Church	Pace Project Manager:	Site Location		
Phone: 636-724-9191	Project Number: 153-1406.0001B	9285	Pace Profile #:	STATE:		
Requested Due Date/TAT: Standard						

ITEM #	Section D Required Client Information	Valid Matrix Codes MATRIX CODE DW DRINKING WATER WT WASTE WATER WW WASTE WATER P PRODUCT SL SOLID OL OIL WP AR OT TS	COLLECTED		SAMPLE TYPE (G=GRAB C=COMP)	MATRIX CODE (see valid codes to left)	# OF CONTAINERS	PRESERVATIVES		Requested Analysis Filtered (Y/N)	Residual Chlorine (Y/N)	Pace Project No./ Lab I.D.
			COMPOSITE START	COMPOSITE END/GRAB				DATE	TIME			
1	L-LMW-1S		3/23/16	0944	G	WT	123	9				3883u 3883u 6883u 001
2	L-LMW-2S		3/23/16	1340	G	WT	413	3				1683u 1683u 2883u 002
3	L-LMW-3S		3/24/16	0948	G	WT						003
4	L-LMW-4S		3/24/16	0917	G	WT						004
5	L-LMW-5S		3/24/16	1020	G	WT						005
6	L-LMW-6S		3/23/16	1340	G	WT						006
7	L-LMW-7S		3/23/16	1345	G	WT						007
8	L-LMW-8S		3/23/16	1120	G	WT						008
9	L-BMW-1S		3/23/16	0940	G	WT						009
10	L-BMW-2S		3/22/16	1117	G	WT						010
11	L-LMW-DUP-1		3/24/16	-	G	WT						011
12	L-LMW-FB-1		3/24/16	1015	G	WT						012

ADDITIONAL COMMENTS	RELINQUISHED BY / AFFILIATION		ACCEPTED BY / AFFILIATION		SAMPLE CONDITIONS		
	DATE	TIME	DATE	TIME	Received on	Cooler (Y/N)	Samples Intact (Y/N)
	3/24/16	1430	3/24/16	1418	Y	Y	Y
	3/24/16	17:00	3/25/16	0320	Y	Y	Y
					Y	Y	Y
					Y	Y	Y

SAMPLER NAME AND SIGNATURE

PRINT Name of SAMPLER: **John Suozzi**

SIGNATURE of SAMPLER: *[Signature]*

DATE Signed (MM/DD/YYYY): **03/24/16**

*Important Note: By signing this form you are accepting Pace's NET 30 day payment terms and agreeing to late charges of 1.5% per month for any invoices not paid within 30 days.

January 29, 2018

Mark Haddock
Golder Associates
820 S. Main St
Suite 100
Saint Charles, MO 63301

RE: Project: AMEREN LABADIE ENERGY CTR-UWL
Pace Project No.: 60218620

Dear Mark Haddock:

Enclosed are the analytical results for sample(s) received by the laboratory on May 07, 2016. The results relate only to the samples included in this report. Results reported herein conform to the most current, applicable TNI/NELAC standards and the laboratory's Quality Assurance Manual, where applicable, unless otherwise noted in the body of the report.

REV-1, 1/3/18: Revision

REV-2, 1/29/18: Radium pulled in for L-BMW-1S and L-BMW-2S

If you have any questions concerning this report, please feel free to contact me.

Sincerely,



Jamie Church
jamie.church@pacelabs.com
314-838-7223
Project Manager

Enclosures

cc: Ryan Feldmann, Golder
Jeffrey Ingram, Golder Associates
John Suozzi, Golder Associates



REPORT OF LABORATORY ANALYSIS

This report shall not be reproduced, except in full,
without the written consent of Pace Analytical Services, LLC.

CERTIFICATIONS

Project: AMEREN LABADIE ENERGY CTR-UWL

Pace Project No.: 60218620

Pennsylvania Certification IDs

1638 Roseytown Rd Suites 2,3&4, Greensburg, PA 15601

L-A-B DOD-ELAP Accreditation #: L2417

Alabama Certification #: 41590

Arizona Certification #: AZ0734

Arkansas Certification

California Certification #: 04222CA

Colorado Certification

Connecticut Certification #: PH-0694

Delaware Certification

Florida/TNI Certification #: E87683

Georgia Certification #: C040

Guam Certification

Hawaii Certification

Idaho Certification

Illinois Certification

Indiana Certification

Iowa Certification #: 391

Kansas/TNI Certification #: E-10358

Kentucky Certification #: 90133

Louisiana DHH/TNI Certification #: LA140008

Louisiana DEQ/TNI Certification #: 4086

Maine Certification #: PA00091

Maryland Certification #: 308

Massachusetts Certification #: M-PA1457

Michigan/PADEP Certification

Missouri Certification #: 235

Montana Certification #: Cert 0082

Nebraska Certification #: NE-05-29-14

Nevada Certification #: PA014572015-1

New Hampshire/TNI Certification #: 2976

New Jersey/TNI Certification #: PA 051

New Mexico Certification #: PA01457

New York/TNI Certification #: 10888

North Carolina Certification #: 42706

North Dakota Certification #: R-190

Oregon/TNI Certification #: PA200002

Pennsylvania/TNI Certification #: 65-00282

Puerto Rico Certification #: PA01457

Rhode Island Certification #: 65-00282

South Dakota Certification

Tennessee Certification #: TN2867

Texas/TNI Certification #: T104704188-14-8

Utah/TNI Certification #: PA014572015-5

USDA Soil Permit #: P330-14-00213

Vermont Dept. of Health: ID# VT-0282

Virgin Island/PADEP Certification

Virginia/VELAP Certification #: 460198

Washington Certification #: C868

West Virginia DEP Certification #: 143

West Virginia DHHR Certification #: 9964C

Wisconsin Certification

Wyoming Certification #: 8TMS-L

Kansas Certification IDs

9608 Loiret Boulevard, Lenexa, KS 66219

WY STR Certification #: 2456.01

Arkansas Certification #: 17-016-0

Illinois Certification #: 200030

Iowa Certification #: 118

Kansas/NELAP Certification #: E-10116

Louisiana Certification #: 03055

Nevada Certification #: KS000212018-1

Oklahoma Certification #: 9205/9935

Texas Certification #: T104704407

Utah Certification #: KS00021

Kansas Field Laboratory Accreditation: # E-92587

Missouri Certification: 10070

REPORT OF LABORATORY ANALYSIS

This report shall not be reproduced, except in full,
without the written consent of Pace Analytical Services, LLC.

SAMPLE SUMMARY

Project: AMEREN LABADIE ENERGY CTR-UWL

Pace Project No.: 60218620

Lab ID	Sample ID	Matrix	Date Collected	Date Received
60218620001	L-TMW-1	Water	05/05/16 13:54	05/07/16 04:15
60218620002	L-TMW-2	Water	05/05/16 15:01	05/07/16 04:15
60218620003	L-TMW-3	Water	05/05/16 10:12	05/07/16 04:15
60218620004	L-MW-26	Water	05/05/16 14:59	05/07/16 04:15
60218620005	L-UWL-DUP-1	Water	05/05/16 08:00	05/07/16 04:15
60218620006	L-UWL-FB-1	Water	05/05/16 14:47	05/07/16 04:15
60218620007	L-TMW-1 MS	Water	05/05/16 13:54	05/07/16 04:15
60218620008	L-TMW-1 MSD	Water	05/05/16 13:54	05/07/16 04:15
60218627009	L-BMW-1S	Water	05/03/16 15:33	05/07/16 04:15
60218627010	L-BMW-2S	Water	05/04/16 08:55	05/07/16 04:15

REPORT OF LABORATORY ANALYSIS

This report shall not be reproduced, except in full,
without the written consent of Pace Analytical Services, LLC.

SAMPLE ANALYTE COUNT

Project: AMEREN LABADIE ENERGY CTR-UWL

Pace Project No.: 60218620

Lab ID	Sample ID	Method	Analysts	Analytes Reported	Laboratory
60218620001	L-TMW-1	EPA 200.7	ZBM	8	PASI-K
		EPA 200.8	JGP	6	PASI-K
		EPA 7470	NDJ	1	PASI-K
		EPA 903.1	WRR	1	PASI-PA
		EPA 904.0	JLW	1	PASI-PA
		SM 2540C	HAC	1	PASI-K
		SM 4500-H+B	AGO	1	PASI-K
60218620002	L-TMW-2	EPA 300.0	OL	3	PASI-K
		EPA 200.7	ZBM	8	PASI-K
		EPA 200.8	JGP	6	PASI-K
		EPA 7470	NDJ	1	PASI-K
		EPA 903.1	WRR	1	PASI-PA
		EPA 904.0	JLW	1	PASI-PA
		SM 2540C	HAC	1	PASI-K
60218620003	L-TMW-3	SM 4500-H+B	JMC1	1	PASI-K
		EPA 300.0	OL	3	PASI-K
		EPA 200.7	ZBM	8	PASI-K
		EPA 200.8	JGP	6	PASI-K
		EPA 7470	NDJ	1	PASI-K
		EPA 903.1	WRR	1	PASI-PA
		EPA 904.0	JLW	1	PASI-PA
60218620004	L-MW-26	SM 2540C	HAC	1	PASI-K
		SM 4500-H+B	AGO	1	PASI-K
		EPA 300.0	OL	3	PASI-K
		EPA 200.7	ZBM	8	PASI-K
		EPA 200.8	JGP	6	PASI-K
		EPA 7470	NDJ	1	PASI-K
		EPA 903.1	WRR	1	PASI-PA
60218620005	L-UWL-DUP-1	EPA 904.0	JLW	1	PASI-PA
		SM 2540C	HAC	1	PASI-K
		EPA 904.0	JLW	1	PASI-PA
		EPA 300.0	OL	3	PASI-K
		SM 4500-H+B	JMC1	1	PASI-K
		EPA 200.7	ZBM	8	PASI-K
		EPA 200.8	JGP	6	PASI-K
EPA 7470	NDJ	1	PASI-K		
EPA 903.1	WRR	1	PASI-PA		
EPA 904.0	JLW	1	PASI-PA		

REPORT OF LABORATORY ANALYSIS

This report shall not be reproduced, except in full,
without the written consent of Pace Analytical Services, LLC.

SAMPLE ANALYTE COUNT

Project: AMEREN LABADIE ENERGY CTR-UWL

Pace Project No.: 60218620

Lab ID	Sample ID	Method	Analysts	Analytes Reported	Laboratory
60218620006	L-UWL-FB-1	SM 2540C	HAC	1	PASI-K
		SM 4500-H+B	AGO	1	PASI-K
		EPA 300.0	OL	3	PASI-K
		EPA 200.7	ZBM	8	PASI-K
		EPA 200.8	JGP	6	PASI-K
		EPA 7470	NDJ	1	PASI-K
		EPA 903.1	WRR	1	PASI-PA
		EPA 904.0	JLW	1	PASI-PA
60218620007	L-TMW-1 MS	SM 2540C	HAC	1	PASI-K
		SM 4500-H+B	AGO	1	PASI-K
		EPA 300.0	OL	3	PASI-K
		EPA 903.1	WRR	1	PASI-PA
60218620008	L-TMW-1 MSD	EPA 904.0	JLW	1	PASI-PA
		EPA 903.1	WRR	1	PASI-PA
60218627009	L-BMW-1S	EPA 904.0	JLW	1	PASI-PA
		EPA 200.7	ZBM	8	PASI-K
		EPA 200.8	JGP	6	PASI-K
		EPA 7470	NDJ	1	PASI-K
		EPA 903.1	WRR	1	PASI-PA
		EPA 904.0	JLW	1	PASI-PA
		SM 2540C	AGO	1	PASI-K
		SM 4500-H+B	AGO	1	PASI-K
60218627010	L-BMW-2S	EPA 300.0	OL	3	PASI-K
		EPA 200.7	ZBM	8	PASI-K
		EPA 200.8	JGP	6	PASI-K
		EPA 7470	NDJ	1	PASI-K
		EPA 903.1	WRR	1	PASI-PA
		EPA 904.0	JLW	1	PASI-PA
		SM 2540C	AGO	1	PASI-K
		SM 4500-H+B	AGO	1	PASI-K
		EPA 300.0	OL	3	PASI-K

REPORT OF LABORATORY ANALYSIS

This report shall not be reproduced, except in full,
without the written consent of Pace Analytical Services, LLC.

ANALYTICAL RESULTS

Project: AMEREN LABADIE ENERGY CTR-UWL

Pace Project No.: 60218620

Sample: L-TMW-1 **Lab ID:** 60218620001 Collected: 05/05/16 13:54 Received: 05/07/16 04:15 Matrix: Water

Parameters	Results	Units	PQL	MDL	DF	Prepared	Analyzed	CAS No.	Qual
200.7 Metals, Total		Analytical Method: EPA 200.7 Preparation Method: EPA 200.7							
Barium	252	ug/L	10.0	0.58	1	05/11/16 16:10	05/23/16 12:02	7440-39-3	
Beryllium	<0.26	ug/L	1.0	0.26	1	05/11/16 16:10	05/23/16 12:02	7440-41-7	
Boron	81.6J	ug/L	100	50.0	1	05/11/16 16:10	05/23/16 12:02	7440-42-8	
Calcium	150000	ug/L	100	8.1	1	05/11/16 16:10	05/23/16 12:02	7440-70-2	M1
Cobalt	<0.72	ug/L	5.0	0.72	1	05/11/16 16:10	05/23/16 12:02	7440-48-4	
Lead	<2.5	ug/L	5.0	2.5	1	05/11/16 16:10	05/23/16 12:02	7439-92-1	
Lithium	39.1	ug/L	10.0	4.9	1	05/11/16 16:10	05/23/16 12:02	7439-93-2	
Molybdenum	1.1J	ug/L	20.0	0.52	1	05/11/16 16:10	05/23/16 12:02	7439-98-7	
200.8 MET ICPMS		Analytical Method: EPA 200.8 Preparation Method: EPA 200.8							
Antimony	<0.058	ug/L	1.0	0.058	1	05/11/16 16:10	05/24/16 18:21	7440-36-0	
Arsenic	1.3	ug/L	1.0	0.10	1	05/11/16 16:10	05/24/16 18:21	7440-38-2	
Cadmium	0.066J	ug/L	0.50	0.029	1	05/11/16 16:10	05/24/16 18:21	7440-43-9	
Chromium	0.45J	ug/L	1.0	0.34	1	05/11/16 16:10	05/24/16 18:21	7440-47-3	
Selenium	0.89J	ug/L	1.0	0.18	1	05/11/16 16:10	05/24/16 18:21	7782-49-2	
Thallium	<0.50	ug/L	1.0	0.50	1	05/11/16 16:10	05/24/16 18:21	7440-28-0	
7470 Mercury		Analytical Method: EPA 7470 Preparation Method: EPA 7470							
Mercury	<0.039	ug/L	0.20	0.039	1	05/12/16 15:30	05/13/16 11:40	7439-97-6	
2540C Total Dissolved Solids		Analytical Method: SM 2540C							
Total Dissolved Solids	559	mg/L	5.0	5.0	1		05/12/16 16:45		
4500H+ pH, Electrometric		Analytical Method: SM 4500-H+B							
pH at 25 Degrees C	7.2	Std. Units	0.10	0.10	1		05/11/16 10:15		H3,H6
300.0 IC Anions 28 Days		Analytical Method: EPA 300.0							
Chloride	2.8	mg/L	1.0	0.50	1		05/31/16 09:18	16887-00-6	
Fluoride	0.18J	mg/L	0.20	0.073	1		05/31/16 09:18	16984-48-8	
Sulfate	89.5	mg/L	10.0	2.5	10		06/01/16 09:33	14808-79-8	

REPORT OF LABORATORY ANALYSIS

This report shall not be reproduced, except in full,
without the written consent of Pace Analytical Services, LLC.

ANALYTICAL RESULTS

Project: AMEREN LABADIE ENERGY CTR-UWL

Pace Project No.: 60218620

Sample: L-TMW-2 **Lab ID: 60218620002** Collected: 05/05/16 15:01 Received: 05/07/16 04:15 Matrix: Water

Parameters	Results	Units	PQL	MDL	DF	Prepared	Analyzed	CAS No.	Qual
200.7 Metals, Total		Analytical Method: EPA 200.7 Preparation Method: EPA 200.7							
Barium	194	ug/L	10.0	0.58	1	05/11/16 16:10	05/23/16 12:08	7440-39-3	
Beryllium	<0.26	ug/L	1.0	0.26	1	05/11/16 16:10	05/23/16 12:08	7440-41-7	
Boron	99.8J	ug/L	100	50.0	1	05/11/16 16:10	05/23/16 12:08	7440-42-8	
Calcium	171000	ug/L	100	8.1	1	05/11/16 16:10	05/23/16 12:08	7440-70-2	
Cobalt	1.8J	ug/L	5.0	0.72	1	05/11/16 16:10	05/23/16 12:08	7440-48-4	
Lead	2.7J	ug/L	5.0	2.5	1	05/11/16 16:10	05/23/16 12:08	7439-92-1	
Lithium	49.0	ug/L	10.0	4.9	1	05/11/16 16:10	05/23/16 12:08	7439-93-2	
Molybdenum	3.1J	ug/L	20.0	0.52	1	05/11/16 16:10	05/23/16 12:08	7439-98-7	
200.8 MET ICPMS		Analytical Method: EPA 200.8 Preparation Method: EPA 200.8							
Antimony	0.074J	ug/L	1.0	0.058	1	05/11/16 16:10	05/24/16 18:30	7440-36-0	
Arsenic	0.72J	ug/L	1.0	0.10	1	05/11/16 16:10	05/24/16 18:30	7440-38-2	
Cadmium	0.052J	ug/L	0.50	0.029	1	05/11/16 16:10	05/24/16 18:30	7440-43-9	
Chromium	0.76J	ug/L	1.0	0.34	1	05/11/16 16:10	05/24/16 18:30	7440-47-3	
Selenium	<0.18	ug/L	1.0	0.18	1	05/11/16 16:10	05/24/16 18:30	7782-49-2	
Thallium	<0.50	ug/L	1.0	0.50	1	05/11/16 16:10	05/24/16 18:30	7440-28-0	
7470 Mercury		Analytical Method: EPA 7470 Preparation Method: EPA 7470							
Mercury	<0.039	ug/L	0.20	0.039	1	05/12/16 15:30	05/13/16 11:51	7439-97-6	
2540C Total Dissolved Solids		Analytical Method: SM 2540C							
Total Dissolved Solids	664	mg/L	5.0	5.0	1		05/12/16 16:46		
4500H+ pH, Electrometric		Analytical Method: SM 4500-H+B							
pH at 25 Degrees C	7.4	Std. Units	0.10	0.10	1		05/12/16 11:50		H6
300.0 IC Anions 28 Days		Analytical Method: EPA 300.0							
Chloride	5.9	mg/L	1.0	0.50	1		05/31/16 09:57	16887-00-6	
Fluoride	0.13J	mg/L	0.20	0.073	1		05/31/16 09:57	16984-48-8	
Sulfate	63.8	mg/L	5.0	1.2	5		06/01/16 10:15	14808-79-8	

REPORT OF LABORATORY ANALYSIS

This report shall not be reproduced, except in full,
without the written consent of Pace Analytical Services, LLC.

ANALYTICAL RESULTS

Project: AMEREN LABADIE ENERGY CTR-UWL

Pace Project No.: 60218620

Sample: L-TMW-3 **Lab ID: 60218620003** Collected: 05/05/16 10:12 Received: 05/07/16 04:15 Matrix: Water

Parameters	Results	Units	PQL	MDL	DF	Prepared	Analyzed	CAS No.	Qual
200.7 Metals, Total		Analytical Method: EPA 200.7 Preparation Method: EPA 200.7							
Barium	313	ug/L	10.0	0.58	1	05/11/16 16:10	05/23/16 12:10	7440-39-3	
Beryllium	<0.26	ug/L	1.0	0.26	1	05/11/16 16:10	05/23/16 12:10	7440-41-7	
Boron	116	ug/L	100	50.0	1	05/11/16 16:10	05/23/16 12:10	7440-42-8	
Calcium	179000	ug/L	100	8.1	1	05/11/16 16:10	05/23/16 12:10	7440-70-2	
Cobalt	3.3J	ug/L	5.0	0.72	1	05/11/16 16:10	05/23/16 12:10	7440-48-4	
Lead	<2.5	ug/L	5.0	2.5	1	05/11/16 16:10	05/23/16 12:10	7439-92-1	
Lithium	54.6	ug/L	10.0	4.9	1	05/11/16 16:10	05/23/16 12:10	7439-93-2	
Molybdenum	1.6J	ug/L	20.0	0.52	1	05/11/16 16:10	05/23/16 12:10	7439-98-7	
200.8 MET ICPMS		Analytical Method: EPA 200.8 Preparation Method: EPA 200.8							
Antimony	<0.058	ug/L	1.0	0.058	1	05/11/16 16:10	05/24/16 18:33	7440-36-0	
Arsenic	9.1	ug/L	1.0	0.10	1	05/11/16 16:10	05/24/16 18:33	7440-38-2	
Cadmium	0.044J	ug/L	0.50	0.029	1	05/11/16 16:10	05/24/16 18:33	7440-43-9	
Chromium	1.4	ug/L	1.0	0.34	1	05/11/16 16:10	05/24/16 18:33	7440-47-3	
Selenium	0.51J	ug/L	1.0	0.18	1	05/11/16 16:10	05/24/16 18:33	7782-49-2	
Thallium	<0.50	ug/L	1.0	0.50	1	05/11/16 16:10	05/24/16 18:33	7440-28-0	
7470 Mercury		Analytical Method: EPA 7470 Preparation Method: EPA 7470							
Mercury	<0.039	ug/L	0.20	0.039	1	05/12/16 15:30	05/13/16 11:53	7439-97-6	
2540C Total Dissolved Solids		Analytical Method: SM 2540C							
Total Dissolved Solids	718	mg/L	5.0	5.0	1		05/12/16 16:47		
4500H+ pH, Electrometric		Analytical Method: SM 4500-H+B							
pH at 25 Degrees C	9.6	Std. Units	0.10	0.10	1		05/10/16 12:00		H6
300.0 IC Anions 28 Days		Analytical Method: EPA 300.0							
Chloride	7.2	mg/L	1.0	0.50	1		05/31/16 10:36	16887-00-6	
Fluoride	0.11J	mg/L	0.20	0.073	1		05/31/16 10:36	16984-48-8	
Sulfate	97.4	mg/L	10.0	2.5	10		06/01/16 10:58	14808-79-8	

REPORT OF LABORATORY ANALYSIS

This report shall not be reproduced, except in full,
without the written consent of Pace Analytical Services, LLC.

ANALYTICAL RESULTS

Project: AMEREN LABADIE ENERGY CTR-UWL

Pace Project No.: 60218620

Sample: L-MW-26 **Lab ID: 60218620004** Collected: 05/05/16 14:59 Received: 05/07/16 04:15 Matrix: Water

Parameters	Results	Units	PQL	MDL	DF	Prepared	Analyzed	CAS No.	Qual
200.7 Metals, Total		Analytical Method: EPA 200.7 Preparation Method: EPA 200.7							
Barium	219	ug/L	10.0	0.58	1	05/11/16 16:10	05/23/16 12:13	7440-39-3	
Beryllium	<0.26	ug/L	1.0	0.26	1	05/11/16 16:10	05/23/16 12:13	7440-41-7	
Boron	95.4J	ug/L	100	50.0	1	05/11/16 16:10	05/23/16 12:13	7440-42-8	
Calcium	141000	ug/L	100	8.1	1	05/11/16 16:10	05/23/16 12:13	7440-70-2	
Cobalt	<0.72	ug/L	5.0	0.72	1	05/11/16 16:10	05/23/16 12:13	7440-48-4	
Lead	<2.5	ug/L	5.0	2.5	1	05/11/16 16:10	05/23/16 12:13	7439-92-1	
Lithium	35.3	ug/L	10.0	4.9	1	05/11/16 16:10	05/23/16 12:13	7439-93-2	
Molybdenum	<0.52	ug/L	20.0	0.52	1	05/11/16 16:10	05/23/16 12:13	7439-98-7	
200.8 MET ICPMS		Analytical Method: EPA 200.8 Preparation Method: EPA 200.8							
Antimony	0.14J	ug/L	1.0	0.058	1	05/11/16 16:10	05/24/16 18:36	7440-36-0	
Arsenic	0.35J	ug/L	1.0	0.10	1	05/11/16 16:10	05/24/16 18:36	7440-38-2	
Cadmium	0.091J	ug/L	0.50	0.029	1	05/11/16 16:10	05/24/16 18:36	7440-43-9	
Chromium	0.44J	ug/L	1.0	0.34	1	05/11/16 16:10	05/24/16 18:36	7440-47-3	
Selenium	0.35J	ug/L	1.0	0.18	1	05/11/16 16:10	05/24/16 18:36	7782-49-2	
Thallium	<0.50	ug/L	1.0	0.50	1	05/11/16 16:10	05/24/16 18:36	7440-28-0	
7470 Mercury		Analytical Method: EPA 7470 Preparation Method: EPA 7470							
Mercury	<0.039	ug/L	0.20	0.039	1	05/12/16 15:30	05/13/16 11:56	7439-97-6	
2540C Total Dissolved Solids		Analytical Method: SM 2540C							
Total Dissolved Solids	510	mg/L	5.0	5.0	1		05/12/16 16:48		
4500H+ pH, Electrometric		Analytical Method: SM 4500-H+B							
pH at 25 Degrees C	7.2	Std. Units	0.10	0.10	1		05/12/16 11:50		H6
300.0 IC Anions 28 Days		Analytical Method: EPA 300.0							
Chloride	14.4	mg/L	1.0	0.50	1		05/31/16 10:49	16887-00-6	
Fluoride	0.12J	mg/L	0.20	0.073	1		05/31/16 10:49	16984-48-8	
Sulfate	24.3	mg/L	2.0	0.50	2		06/01/16 11:12	14808-79-8	

REPORT OF LABORATORY ANALYSIS

This report shall not be reproduced, except in full,
without the written consent of Pace Analytical Services, LLC.

ANALYTICAL RESULTS

Project: AMEREN LABADIE ENERGY CTR-UWL

Pace Project No.: 60218620

Sample: L-UWL-DUP-1 **Lab ID: 60218620005** Collected: 05/05/16 08:00 Received: 05/07/16 04:15 Matrix: Water

Parameters	Results	Units	PQL	MDL	DF	Prepared	Analyzed	CAS No.	Qual
200.7 Metals, Total		Analytical Method: EPA 200.7 Preparation Method: EPA 200.7							
Barium	210	ug/L	10.0	0.58	1	05/11/16 16:10	05/23/16 12:15	7440-39-3	
Beryllium	<0.26	ug/L	1.0	0.26	1	05/11/16 16:10	05/23/16 12:15	7440-41-7	
Boron	90.4J	ug/L	100	50.0	1	05/11/16 16:10	05/23/16 12:15	7440-42-8	
Calcium	136000	ug/L	100	8.1	1	05/11/16 16:10	05/23/16 12:15	7440-70-2	
Cobalt	<0.72	ug/L	5.0	0.72	1	05/11/16 16:10	05/23/16 12:15	7440-48-4	
Lead	<2.5	ug/L	5.0	2.5	1	05/11/16 16:10	05/23/16 12:15	7439-92-1	
Lithium	32.3	ug/L	10.0	4.9	1	05/11/16 16:10	05/23/16 12:15	7439-93-2	
Molybdenum	<0.52	ug/L	20.0	0.52	1	05/11/16 16:10	05/23/16 12:15	7439-98-7	
200.8 MET ICPMS		Analytical Method: EPA 200.8 Preparation Method: EPA 200.8							
Antimony	0.13J	ug/L	1.0	0.058	1	05/11/16 16:10	05/24/16 18:39	7440-36-0	
Arsenic	0.36J	ug/L	1.0	0.10	1	05/11/16 16:10	05/24/16 18:39	7440-38-2	
Cadmium	0.077J	ug/L	0.50	0.029	1	05/11/16 16:10	05/24/16 18:39	7440-43-9	
Chromium	0.54J	ug/L	1.0	0.34	1	05/11/16 16:10	05/24/16 18:39	7440-47-3	
Selenium	0.36J	ug/L	1.0	0.18	1	05/11/16 16:10	05/24/16 18:39	7782-49-2	
Thallium	<0.50	ug/L	1.0	0.50	1	05/11/16 16:10	05/24/16 18:39	7440-28-0	
7470 Mercury		Analytical Method: EPA 7470 Preparation Method: EPA 7470							
Mercury	<0.039	ug/L	0.20	0.039	1	05/12/16 15:30	05/13/16 11:58	7439-97-6	
2540C Total Dissolved Solids		Analytical Method: SM 2540C							
Total Dissolved Solids	510	mg/L	5.0	5.0	1		05/12/16 16:49		
4500H+ pH, Electrometric		Analytical Method: SM 4500-H+B							
pH at 25 Degrees C	7.3	Std. Units	0.10	0.10	1		05/10/16 12:00		H6
300.0 IC Anions 28 Days		Analytical Method: EPA 300.0							
Chloride	14.2	mg/L	1.0	0.50	1		05/31/16 11:02	16887-00-6	
Fluoride	0.12J	mg/L	0.20	0.073	1		05/31/16 11:02	16984-48-8	
Sulfate	24.2	mg/L	2.0	0.50	2		06/01/16 11:26	14808-79-8	

REPORT OF LABORATORY ANALYSIS

This report shall not be reproduced, except in full,
without the written consent of Pace Analytical Services, LLC.

ANALYTICAL RESULTS

Project: AMEREN LABADIE ENERGY CTR-UWL

Pace Project No.: 60218620

Sample: L-UWL-FB-1 **Lab ID:** 60218620006 Collected: 05/05/16 14:47 Received: 05/07/16 04:15 Matrix: Water

Parameters	Results	Units	PQL	MDL	DF	Prepared	Analyzed	CAS No.	Qual
200.7 Metals, Total		Analytical Method: EPA 200.7 Preparation Method: EPA 200.7							
Barium	<0.58	ug/L	10.0	0.58	1	05/11/16 16:10	05/23/16 12:17	7440-39-3	
Beryllium	<0.26	ug/L	1.0	0.26	1	05/11/16 16:10	05/23/16 12:17	7440-41-7	
Boron	<50.0	ug/L	100	50.0	1	05/11/16 16:10	05/23/16 12:17	7440-42-8	
Calcium	21.1J	ug/L	100	8.1	1	05/11/16 16:10	05/23/16 12:17	7440-70-2	
Cobalt	<0.72	ug/L	5.0	0.72	1	05/11/16 16:10	05/23/16 12:17	7440-48-4	
Lead	<2.5	ug/L	5.0	2.5	1	05/11/16 16:10	05/23/16 12:17	7439-92-1	
Lithium	<4.9	ug/L	10.0	4.9	1	05/11/16 16:10	05/23/16 12:17	7439-93-2	
Molybdenum	<0.52	ug/L	20.0	0.52	1	05/11/16 16:10	05/23/16 12:17	7439-98-7	
200.8 MET ICPMS		Analytical Method: EPA 200.8 Preparation Method: EPA 200.8							
Antimony	<0.058	ug/L	1.0	0.058	1	05/11/16 16:10	05/24/16 18:52	7440-36-0	
Arsenic	<0.10	ug/L	1.0	0.10	1	05/11/16 16:10	05/24/16 18:52	7440-38-2	
Cadmium	<0.029	ug/L	0.50	0.029	1	05/11/16 16:10	05/24/16 18:52	7440-43-9	
Chromium	0.57J	ug/L	1.0	0.34	1	05/11/16 16:10	05/24/16 18:52	7440-47-3	
Selenium	<0.18	ug/L	1.0	0.18	1	05/11/16 16:10	05/24/16 18:52	7782-49-2	
Thallium	<0.50	ug/L	1.0	0.50	1	05/11/16 16:10	05/24/16 18:52	7440-28-0	
7470 Mercury		Analytical Method: EPA 7470 Preparation Method: EPA 7470							
Mercury	<0.039	ug/L	0.20	0.039	1	05/12/16 15:30	05/13/16 12:00	7439-97-6	
2540C Total Dissolved Solids		Analytical Method: SM 2540C							
Total Dissolved Solids	<5.0	mg/L	5.0	5.0	1		05/12/16 16:50		
4500H+ pH, Electrometric		Analytical Method: SM 4500-H+B							
pH at 25 Degrees C	6.0	Std. Units	0.10	0.10	1		05/11/16 10:15		H6
300.0 IC Anions 28 Days		Analytical Method: EPA 300.0							
Chloride	<0.50	mg/L	1.0	0.50	1		05/31/16 11:15	16887-00-6	
Fluoride	<0.073	mg/L	0.20	0.073	1		05/31/16 11:15	16984-48-8	
Sulfate	<0.25	mg/L	1.0	0.25	1		05/31/16 11:15	14808-79-8	

REPORT OF LABORATORY ANALYSIS

This report shall not be reproduced, except in full,
without the written consent of Pace Analytical Services, LLC.

ANALYTICAL RESULTS

Project: AMEREN LABADIE ENERGY CTR-UWL

Pace Project No.: 60218620

Sample: L-BMW-1S **Lab ID: 60218627009** Collected: 05/03/16 15:33 Received: 05/07/16 04:15 Matrix: Water

Parameters	Results	Units	PQL	MDL	DF	Prepared	Analyzed	CAS No.	Qual
200.7 Metals, Total		Analytical Method: EPA 200.7 Preparation Method: EPA 200.7							
Barium	366	ug/L	10.0	0.58	1	05/11/16 16:10	05/23/16 12:51	7440-39-3	
Beryllium	<0.26	ug/L	1.0	0.26	1	05/11/16 16:10	05/23/16 12:51	7440-41-7	
Boron	112	ug/L	100	50.0	1	05/11/16 16:10	05/23/16 12:51	7440-42-8	
Calcium	196000	ug/L	100	8.1	1	05/11/16 16:10	05/23/16 12:51	7440-70-2	
Cobalt	0.84J	ug/L	5.0	0.72	1	05/11/16 16:10	05/23/16 12:51	7440-48-4	
Lead	<2.5	ug/L	5.0	2.5	1	05/11/16 16:10	05/23/16 12:51	7439-92-1	
Lithium	28.4	ug/L	10.0	4.9	1	05/11/16 16:10	05/23/16 12:51	7439-93-2	
Molybdenum	0.68J	ug/L	20.0	0.52	1	05/11/16 16:10	05/23/16 12:51	7439-98-7	
200.8 MET ICPMS		Analytical Method: EPA 200.8 Preparation Method: EPA 200.8							
Antimony	<0.058	ug/L	1.0	0.058	1	05/11/16 16:10	05/24/16 19:35	7440-36-0	
Arsenic	36.1	ug/L	1.0	0.10	1	05/11/16 16:10	05/24/16 19:35	7440-38-2	
Cadmium	<0.029	ug/L	0.50	0.029	1	05/11/16 16:10	05/24/16 19:35	7440-43-9	
Chromium	1.1	ug/L	1.0	0.34	1	05/11/16 16:10	05/24/16 19:35	7440-47-3	
Selenium	<0.18	ug/L	1.0	0.18	1	05/11/16 16:10	05/24/16 19:35	7782-49-2	
Thallium	<0.50	ug/L	1.0	0.50	1	05/11/16 16:10	05/24/16 19:35	7440-28-0	
7470 Mercury		Analytical Method: EPA 7470 Preparation Method: EPA 7470							
Mercury	<0.039	ug/L	0.20	0.039	1	05/12/16 15:30	05/13/16 12:29	7439-97-6	
2540C Total Dissolved Solids		Analytical Method: SM 2540C							
Total Dissolved Solids	772	mg/L	5.0	5.0	1		05/11/16 13:18		H1
4500H+ pH, Electrometric		Analytical Method: SM 4500-H+B							
pH at 25 Degrees C	7.2	Std. Units	0.10	0.10	1		05/09/16 13:00		H6
300.0 IC Anions 28 Days		Analytical Method: EPA 300.0							
Chloride	6.5	mg/L	1.0	0.50	1		05/31/16 13:51	16887-00-6	
Fluoride	0.12J	mg/L	0.20	0.073	1		05/31/16 13:51	16984-48-8	
Sulfate	65.3	mg/L	1.0	0.25	1		05/31/16 13:51	14808-79-8	E

REPORT OF LABORATORY ANALYSIS

This report shall not be reproduced, except in full,
without the written consent of Pace Analytical Services, LLC.

ANALYTICAL RESULTS

Project: AMEREN LABADIE ENERGY CTR-UWL

Pace Project No.: 60218620

Sample: L-BMW-2S **Lab ID: 60218627010** Collected: 05/04/16 08:55 Received: 05/07/16 04:15 Matrix: Water

Parameters	Results	Units	PQL	MDL	DF	Prepared	Analyzed	CAS No.	Qual
200.7 Metals, Total		Analytical Method: EPA 200.7 Preparation Method: EPA 200.7							
Barium	276	ug/L	10.0	0.58	1	05/11/16 16:10	05/23/16 12:54	7440-39-3	
Beryllium	<0.26	ug/L	1.0	0.26	1	05/11/16 16:10	05/23/16 12:54	7440-41-7	
Boron	54.5J	ug/L	100	50.0	1	05/11/16 16:10	05/23/16 12:54	7440-42-8	
Calcium	123000	ug/L	100	8.1	1	05/11/16 16:10	05/23/16 12:54	7440-70-2	
Cobalt	0.84J	ug/L	5.0	0.72	1	05/11/16 16:10	05/23/16 12:54	7440-48-4	
Lead	<2.5	ug/L	5.0	2.5	1	05/11/16 16:10	05/23/16 12:54	7439-92-1	
Lithium	25.7	ug/L	10.0	4.9	1	05/11/16 16:10	05/23/16 12:54	7439-93-2	
Molybdenum	2.7J	ug/L	20.0	0.52	1	05/11/16 16:10	05/23/16 12:54	7439-98-7	
200.8 MET ICPMS		Analytical Method: EPA 200.8 Preparation Method: EPA 200.8							
Antimony	0.32J	ug/L	1.0	0.058	1	05/11/16 16:10	05/24/16 19:38	7440-36-0	
Arsenic	0.42J	ug/L	1.0	0.10	1	05/11/16 16:10	05/24/16 19:38	7440-38-2	
Cadmium	0.047J	ug/L	0.50	0.029	1	05/11/16 16:10	05/24/16 19:38	7440-43-9	
Chromium	0.50J	ug/L	1.0	0.34	1	05/11/16 16:10	05/24/16 19:38	7440-47-3	
Selenium	0.56J	ug/L	1.0	0.18	1	05/11/16 16:10	05/24/16 19:38	7782-49-2	
Thallium	<0.50	ug/L	1.0	0.50	1	05/11/16 16:10	05/24/16 19:38	7440-28-0	
7470 Mercury		Analytical Method: EPA 7470 Preparation Method: EPA 7470							
Mercury	<0.039	ug/L	0.20	0.039	1	05/12/16 15:30	05/13/16 12:31	7439-97-6	
2540C Total Dissolved Solids		Analytical Method: SM 2540C							
Total Dissolved Solids	446	mg/L	5.0	5.0	1		05/11/16 15:52		
4500H+ pH, Electrometric		Analytical Method: SM 4500-H+B							
pH at 25 Degrees C	7.3	Std. Units	0.10	0.10	1		05/09/16 13:00		H6
300.0 IC Anions 28 Days		Analytical Method: EPA 300.0							
Chloride	1.5	mg/L	1.0	0.50	1		05/31/16 14:04	16887-00-6	
Fluoride	0.16J	mg/L	0.20	0.073	1		05/31/16 14:04	16984-48-8	
Sulfate	23.5	mg/L	2.0	0.50	2		06/01/16 14:59	14808-79-8	

REPORT OF LABORATORY ANALYSIS

This report shall not be reproduced, except in full,
without the written consent of Pace Analytical Services, LLC.

QUALITY CONTROL DATA

Project: AMEREN LABADIE ENERGY CTR-UWL

Pace Project No.: 60218620

QC Batch: 430130 Analysis Method: EPA 7470
 QC Batch Method: EPA 7470 Analysis Description: 7470 Mercury
 Associated Lab Samples: 60218620001, 60218620002, 60218620003, 60218620004, 60218620005, 60218620006, 60218627009, 60218627010

METHOD BLANK: 1757320 Matrix: Water
 Associated Lab Samples: 60218620001, 60218620002, 60218620003, 60218620004, 60218620005, 60218620006, 60218627009, 60218627010

Parameter	Units	Blank Result	Reporting Limit	MDL	Analyzed	Qualifiers
Mercury	ug/L	<0.039	0.20	0.039	05/13/16 11:35	

LABORATORY CONTROL SAMPLE: 1757321

Parameter	Units	Spike Conc.	LCS Result	LCS % Rec	% Rec Limits	Qualifiers
Mercury	ug/L	5	5.7	113	80-120	

MATRIX SPIKE & MATRIX SPIKE DUPLICATE: 1757322 1757323

Parameter	Units	60218620001 Result	MS Spike Conc.	MSD Spike Conc.	MS Result	MSD Result	MS % Rec	MSD % Rec	% Rec Limits	RPD	Max RPD	Qual
Mercury	ug/L	<0.039	5	5	6.1	5.5	122	109	75-125	11	20	

MATRIX SPIKE & MATRIX SPIKE DUPLICATE: 1757324 1757325

Parameter	Units	60218627001 Result	MS Spike Conc.	MSD Spike Conc.	MS Result	MSD Result	MS % Rec	MSD % Rec	% Rec Limits	RPD	Max RPD	Qual
Mercury	ug/L	<0.039	5	5	6.6	5.0	132	100	75-125	28	20	M1,R1

Results presented on this page are in the units indicated by the "Units" column except where an alternate unit is presented to the right of the result.

REPORT OF LABORATORY ANALYSIS

This report shall not be reproduced, except in full, without the written consent of Pace Analytical Services, LLC.

QUALITY CONTROL DATA

Project: AMEREN LABADIE ENERGY CTR-UWL
 Pace Project No.: 60218620

QC Batch: 429893 Analysis Method: EPA 200.7
 QC Batch Method: EPA 200.7 Analysis Description: 200.7 Metals, Total
 Associated Lab Samples: 60218620001, 60218620002, 60218620003, 60218620004, 60218620005, 60218620006, 60218627009, 60218627010

METHOD BLANK: 1756505 Matrix: Water
 Associated Lab Samples: 60218620001, 60218620002, 60218620003, 60218620004, 60218620005, 60218620006, 60218627009, 60218627010

Parameter	Units	Blank Result	Reporting Limit	MDL	Analyzed	Qualifiers
Barium	ug/L	<0.58	5.0	0.58	05/23/16 11:57	
Beryllium	ug/L	<0.26	1.0	0.26	05/23/16 11:57	
Boron	ug/L	<50.0	100	50.0	05/23/16 11:57	
Calcium	ug/L	<8.1	100	8.1	05/23/16 11:57	
Cobalt	ug/L	<0.72	5.0	0.72	05/23/16 11:57	
Lead	ug/L	<2.5	5.0	2.5	05/23/16 11:57	
Lithium	ug/L	<4.9	10.0	4.9	05/23/16 11:57	
Molybdenum	ug/L	<0.52	20.0	0.52	05/23/16 11:57	

LABORATORY CONTROL SAMPLE: 1756506

Parameter	Units	Spike Conc.	LCS Result	LCS % Rec	% Rec Limits	Qualifiers
Barium	ug/L	1000	998	100	85-115	
Beryllium	ug/L	1000	993	99	85-115	
Boron	ug/L	1000	966	97	85-115	
Calcium	ug/L	10000	9520	95	85-115	
Cobalt	ug/L	1000	1010	101	85-115	
Lead	ug/L	1000	1010	101	85-115	
Lithium	ug/L	1000	990	99	85-115	
Molybdenum	ug/L	1000	1040	104	85-115	

MATRIX SPIKE & MATRIX SPIKE DUPLICATE: 1756507 1756508

Parameter	Units	MS		MSD		MS % Rec	MSD % Rec	% Rec Limits	RPD	Max RPD	Qual	
		60218620001 Result	Spike Conc.	Spike Conc.	MS Result							MSD Result
Barium	ug/L	252	1000	1000	1260	1250	101	100	70-130	1	20	
Beryllium	ug/L	<0.26	1000	1000	1010	997	101	100	70-130	1	20	
Boron	ug/L	81.6J	1000	1000	1100	1070	101	99	70-130	2	20	
Calcium	ug/L	150000	10000	10000	156000	154000	55	34	70-130	1	20	M1
Cobalt	ug/L	<0.72	1000	1000	1000	992	100	99	70-130	1	20	
Lead	ug/L	<2.5	1000	1000	1000	990	100	99	70-130	1	20	
Lithium	ug/L	39.1	1000	1000	1080	1070	104	103	70-130	1	20	
Molybdenum	ug/L	1.1J	1000	1000	1070	1060	107	106	70-130	1	20	

Results presented on this page are in the units indicated by the "Units" column except where an alternate unit is presented to the right of the result.

REPORT OF LABORATORY ANALYSIS

This report shall not be reproduced, except in full,
 without the written consent of Pace Analytical Services, LLC.

QUALITY CONTROL DATA

Project: AMEREN LABADIE ENERGY CTR-UWL

Pace Project No.: 60218620

MATRIX SPIKE SAMPLE: 1756509		60218627001	Spike	MS	MS	% Rec	
Parameter	Units	Result	Conc.	Result	% Rec	Limits	Qualifiers
Barium	ug/L	142	1000	1180	104	70-130	
Beryllium	ug/L	<0.26	1000	1000	100	70-130	
Boron	ug/L	2620	1000	3700	108	70-130	
Calcium	ug/L	130000	10000	142000	118	70-130	
Cobalt	ug/L	0.80J	1000	1010	101	70-130	
Lead	ug/L	3.2J	1000	1010	100	70-130	
Lithium	ug/L	20.9	1000	1100	108	70-130	
Molybdenum	ug/L	4.0J	1000	1080	108	70-130	

Results presented on this page are in the units indicated by the "Units" column except where an alternate unit is presented to the right of the result.

REPORT OF LABORATORY ANALYSIS

This report shall not be reproduced, except in full,
without the written consent of Pace Analytical Services, LLC.

QUALITY CONTROL DATA

Project: AMEREN LABADIE ENERGY CTR-UWL

Pace Project No.: 60218620

QC Batch: 429894 Analysis Method: EPA 200.8
 QC Batch Method: EPA 200.8 Analysis Description: 200.8 MET
 Associated Lab Samples: 60218620001, 60218620002, 60218620003, 60218620004, 60218620005, 60218620006, 60218627009, 60218627010

METHOD BLANK: 1756511 Matrix: Water
 Associated Lab Samples: 60218620001, 60218620002, 60218620003, 60218620004, 60218620005, 60218620006, 60218627009, 60218627010

Parameter	Units	Blank Result	Reporting Limit	MDL	Analyzed	Qualifiers
Antimony	ug/L	<0.058	1.0	0.058	05/24/16 18:15	
Arsenic	ug/L	<0.10	1.0	0.10	05/24/16 18:15	
Cadmium	ug/L	<0.029	0.50	0.029	05/24/16 18:15	
Chromium	ug/L	<0.34	1.0	0.34	05/24/16 18:15	
Selenium	ug/L	<0.18	1.0	0.18	05/24/16 18:15	
Thallium	ug/L	<0.50	1.0	0.50	05/24/16 18:15	

LABORATORY CONTROL SAMPLE: 1756512

Parameter	Units	Spike Conc.	LCS Result	LCS % Rec	% Rec Limits	Qualifiers
Antimony	ug/L	40	41.8	104	85-115	
Arsenic	ug/L	40	41.8	105	85-115	
Cadmium	ug/L	40	42.1	105	85-115	
Chromium	ug/L	40	42.4	106	85-115	
Selenium	ug/L	40	42.6	107	85-115	
Thallium	ug/L	40	38.7	97	85-115	

MATRIX SPIKE & MATRIX SPIKE DUPLICATE: 1756513 1756514

Parameter	Units	60218620001		MSD		MS		MSD		% Rec Limits	RPD	Max RPD	Qual
		Result	MS Spike Conc.	Spike Conc.	Result	Result	% Rec	% Rec					
Antimony	ug/L	<0.058	40	40	41.2	40.8	103	102	70-130	1	20		
Arsenic	ug/L	1.3	40	40	42.5	43.0	103	104	70-130	1	20		
Cadmium	ug/L	0.066J	40	40	40.5	40.2	101	100	70-130	1	20		
Chromium	ug/L	0.45J	40	40	41.9	42.5	104	105	70-130	1	20		
Selenium	ug/L	0.89J	40	40	40.6	40.8	99	100	70-130	0	20		
Thallium	ug/L	<0.50	40	40	41.5	41.8	104	104	70-130	1	20		

MATRIX SPIKE & MATRIX SPIKE DUPLICATE: 1756515 1756516

Parameter	Units	60218627001		MSD		MS		MSD		% Rec Limits	RPD	Max RPD	Qual
		Result	MS Spike Conc.	Spike Conc.	Result	Result	% Rec	% Rec					
Antimony	ug/L	<0.058	40	40	41.5	41.2	104	103	70-130	1	20		
Arsenic	ug/L	9.1	40	40	51.6	51.3	106	106	70-130	1	20		
Cadmium	ug/L	0.031J	40	40	40.0	39.9	100	100	70-130	0	20		

Results presented on this page are in the units indicated by the "Units" column except where an alternate unit is presented to the right of the result.

REPORT OF LABORATORY ANALYSIS

This report shall not be reproduced, except in full,
without the written consent of Pace Analytical Services, LLC.

QUALITY CONTROL DATA

Project: AMEREN LABADIE ENERGY CTR-UWL

Pace Project No.: 60218620

Parameter	Units	60218627001		1756515		1756516		% Rec	% Rec	% Rec	Limits	RPD	Max RPD	Qual
		Result	MS Spike Conc.	MSD Spike Conc.	MS Result	MSD Result	MS % Rec							
Chromium	ug/L	0.53J	40	40	42.3	42.6	105	105	70-130	1	20			
Selenium	ug/L	<0.18	40	40	41.2	41.4	103	103	70-130	0	20			
Thallium	ug/L	<0.50	40	40	41.1	41.1	103	103	70-130	0	20			

Results presented on this page are in the units indicated by the "Units" column except where an alternate unit is presented to the right of the result.

REPORT OF LABORATORY ANALYSIS

This report shall not be reproduced, except in full,
without the written consent of Pace Analytical Services, LLC.

QUALITY CONTROL DATA

Project: AMEREN LABADIE ENERGY CTR-UWL

Pace Project No.: 60218620

QC Batch: 429637

Analysis Method: SM 2540C

QC Batch Method: SM 2540C

Analysis Description: 2540C Total Dissolved Solids

Associated Lab Samples: 60218627009

METHOD BLANK: 1755338

Matrix: Water

Associated Lab Samples: 60218627009

Parameter	Units	Blank Result	Reporting Limit	MDL	Analyzed	Qualifiers
Total Dissolved Solids	mg/L	<5.0	5.0	5.0	05/11/16 13:16	

LABORATORY CONTROL SAMPLE: 1755339

Parameter	Units	Spike Conc.	LCS Result	LCS % Rec	% Rec Limits	Qualifiers
Total Dissolved Solids	mg/L	1000	1040	104	80-120	

SAMPLE DUPLICATE: 1755340

Parameter	Units	60218627009 Result	Dup Result	RPD	Max RPD	Qualifiers
Total Dissolved Solids	mg/L	772	759	2	10	H1

SAMPLE DUPLICATE: 1755341

Parameter	Units	60218510003 Result	Dup Result	RPD	Max RPD	Qualifiers
Total Dissolved Solids	mg/L	9540	8340	13	10	D6

Results presented on this page are in the units indicated by the "Units" column except where an alternate unit is presented to the right of the result.

REPORT OF LABORATORY ANALYSIS

This report shall not be reproduced, except in full,
without the written consent of Pace Analytical Services, LLC.

QUALITY CONTROL DATA

Project: AMEREN LABADIE ENERGY CTR-UWL

Pace Project No.: 60218620

QC Batch: 429775

Analysis Method: SM 2540C

QC Batch Method: SM 2540C

Analysis Description: 2540C Total Dissolved Solids

Associated Lab Samples: 60218627010

METHOD BLANK: 1756023

Matrix: Water

Associated Lab Samples: 60218627010

Parameter	Units	Blank Result	Reporting Limit	MDL	Analyzed	Qualifiers
Total Dissolved Solids	mg/L	<5.0	5.0	5.0	05/11/16 15:48	

LABORATORY CONTROL SAMPLE: 1756024

Parameter	Units	Spike Conc.	LCS Result	LCS % Rec	% Rec Limits	Qualifiers
Total Dissolved Solids	mg/L	1000	1050	105	80-120	

SAMPLE DUPLICATE: 1756025

Parameter	Units	60218569012 Result	Dup Result	RPD	Max RPD	Qualifiers
Total Dissolved Solids	mg/L	493	490	1	10	

SAMPLE DUPLICATE: 1756026

Parameter	Units	60218627001 Result	Dup Result	RPD	Max RPD	Qualifiers
Total Dissolved Solids	mg/L	525	547	4	10	

SAMPLE DUPLICATE: 1756027

Parameter	Units	60218640009 Result	Dup Result	RPD	Max RPD	Qualifiers
Total Dissolved Solids	mg/L	455	471	3	10	

Results presented on this page are in the units indicated by the "Units" column except where an alternate unit is presented to the right of the result.

REPORT OF LABORATORY ANALYSIS

This report shall not be reproduced, except in full,
without the written consent of Pace Analytical Services, LLC.

QUALITY CONTROL DATA

Project: AMEREN LABADIE ENERGY CTR-UWL

Pace Project No.: 60218620

QC Batch: 430018

Analysis Method: SM 2540C

QC Batch Method: SM 2540C

Analysis Description: 2540C Total Dissolved Solids

Associated Lab Samples: 60218620001, 60218620002

METHOD BLANK: 1756919

Matrix: Water

Associated Lab Samples: 60218620001, 60218620002

Parameter	Units	Blank Result	Reporting Limit	MDL	Analyzed	Qualifiers
Total Dissolved Solids	mg/L	<5.0	5.0	5.0	05/12/16 16:31	

LABORATORY CONTROL SAMPLE: 1756920

Parameter	Units	Spike Conc.	LCS Result	LCS % Rec	% Rec Limits	Qualifiers
Total Dissolved Solids	mg/L	1000	1060	106	80-120	

SAMPLE DUPLICATE: 1756921

Parameter	Units	60218511009 Result	Dup Result	RPD	Max RPD	Qualifiers
Total Dissolved Solids	mg/L	154	163	6	10	

SAMPLE DUPLICATE: 1756922

Parameter	Units	60218620001 Result	Dup Result	RPD	Max RPD	Qualifiers
Total Dissolved Solids	mg/L	559	603	8	10	

Results presented on this page are in the units indicated by the "Units" column except where an alternate unit is presented to the right of the result.

REPORT OF LABORATORY ANALYSIS

This report shall not be reproduced, except in full,
without the written consent of Pace Analytical Services, LLC.

QUALITY CONTROL DATA

Project: AMEREN LABADIE ENERGY CTR-UWL

Pace Project No.: 60218620

QC Batch: 430027

Analysis Method: SM 2540C

QC Batch Method: SM 2540C

Analysis Description: 2540C Total Dissolved Solids

Associated Lab Samples: 60218620003, 60218620004, 60218620005, 60218620006

METHOD BLANK: 1756931

Matrix: Water

Associated Lab Samples: 60218620003, 60218620004, 60218620005, 60218620006

Parameter	Units	Blank Result	Reporting Limit	MDL	Analyzed	Qualifiers
Total Dissolved Solids	mg/L	<5.0	5.0	5.0	05/12/16 16:46	

LABORATORY CONTROL SAMPLE: 1756932

Parameter	Units	Spike Conc.	LCS Result	LCS % Rec	% Rec Limits	Qualifiers
Total Dissolved Solids	mg/L	1000	915	91	80-120	

SAMPLE DUPLICATE: 1756933

Parameter	Units	60218620003 Result	Dup Result	RPD	Max RPD	Qualifiers
Total Dissolved Solids	mg/L	718	716	0	10	

SAMPLE DUPLICATE: 1756934

Parameter	Units	60218627011 Result	Dup Result	RPD	Max RPD	Qualifiers
Total Dissolved Solids	mg/L	900	909	1	10	

Results presented on this page are in the units indicated by the "Units" column except where an alternate unit is presented to the right of the result.

REPORT OF LABORATORY ANALYSIS

This report shall not be reproduced, except in full,
without the written consent of Pace Analytical Services, LLC.

QUALITY CONTROL DATA

Project: AMEREN LABADIE ENERGY CTR-UWL

Pace Project No.: 60218620

QC Batch: 429485 Analysis Method: SM 4500-H+B

QC Batch Method: SM 4500-H+B Analysis Description: 4500H+B pH

Associated Lab Samples: 60218627009, 60218627010

SAMPLE DUPLICATE: 1754753

Parameter	Units	60218420011 Result	Dup Result	RPD	Max RPD	Qualifiers
pH at 25 Degrees C	Std. Units	6.3	5.9	6	5	H6

Results presented on this page are in the units indicated by the "Units" column except where an alternate unit is presented to the right of the result.

REPORT OF LABORATORY ANALYSIS

This report shall not be reproduced, except in full,
without the written consent of Pace Analytical Services, LLC.

QUALITY CONTROL DATA

Project: AMEREN LABADIE ENERGY CTR-UWL

Pace Project No.: 60218620

QC Batch: 429646 Analysis Method: SM 4500-H+B

QC Batch Method: SM 4500-H+B Analysis Description: 4500H+B pH

Associated Lab Samples: 60218620003, 60218620005

SAMPLE DUPLICATE: 1755369

Parameter	Units	60218627001 Result	Dup Result	RPD	Max RPD	Qualifiers
pH at 25 Degrees C	Std. Units	7.3	7.3	0	5	H6

Results presented on this page are in the units indicated by the "Units" column except where an alternate unit is presented to the right of the result.

REPORT OF LABORATORY ANALYSIS

This report shall not be reproduced, except in full,
without the written consent of Pace Analytical Services, LLC.

QUALITY CONTROL DATA

Project: AMEREN LABADIE ENERGY CTR-UWL

Pace Project No.: 60218620

QC Batch: 429739 Analysis Method: SM 4500-H+B

QC Batch Method: SM 4500-H+B Analysis Description: 4500H+B pH

Associated Lab Samples: 60218620001, 60218620006

SAMPLE DUPLICATE: 1755823

Parameter	Units	60218620001 Result	Dup Result	RPD	Max RPD	Qualifiers
pH at 25 Degrees C	Std. Units	7.2	7.3	1	5	H3,H6

Results presented on this page are in the units indicated by the "Units" column except where an alternate unit is presented to the right of the result.

REPORT OF LABORATORY ANALYSIS

This report shall not be reproduced, except in full,
without the written consent of Pace Analytical Services, LLC.

QUALITY CONTROL DATA

Project: AMEREN LABADIE ENERGY CTR-UWL

Pace Project No.: 60218620

QC Batch: 429774 Analysis Method: SM 4500-H+B

QC Batch Method: SM 4500-H+B Analysis Description: 4500H+B pH

Associated Lab Samples: 60218620002, 60218620004

SAMPLE DUPLICATE: 1756022

Parameter	Units	60218548001 Result	Dup Result	RPD	Max RPD	Qualifiers
pH at 25 Degrees C	Std. Units	6.1	6.0	0	5	H6

Results presented on this page are in the units indicated by the "Units" column except where an alternate unit is presented to the right of the result.

REPORT OF LABORATORY ANALYSIS

This report shall not be reproduced, except in full,
without the written consent of Pace Analytical Services, LLC.

QUALITY CONTROL DATA

Project: AMEREN LABADIE ENERGY CTR-UWL

Pace Project No.: 60218620

QC Batch:	432478	Analysis Method:	EPA 300.0
QC Batch Method:	EPA 300.0	Analysis Description:	300.0 IC Anions
Associated Lab Samples:	60218620001, 60218620002, 60218620003, 60218620004, 60218620005, 60218620006, 60218627009, 60218627010		

METHOD BLANK: 1767772 Matrix: Water
Associated Lab Samples: 60218620001, 60218620002, 60218620003, 60218620004, 60218620005, 60218620006, 60218627009, 60218627010

Parameter	Units	Blank Result	Reporting Limit	MDL	Analyzed	Qualifiers
Chloride	mg/L	<0.50	1.0	0.50	05/31/16 08:52	
Fluoride	mg/L	<0.073	0.20	0.073	05/31/16 08:52	
Sulfate	mg/L	<0.25	1.0	0.25	05/31/16 08:52	

LABORATORY CONTROL SAMPLE: 1767773

Parameter	Units	Spike Conc.	LCS Result	LCS % Rec	% Rec Limits	Qualifiers
Chloride	mg/L	5	4.8	95	90-110	
Fluoride	mg/L	2.5	2.6	104	90-110	
Sulfate	mg/L	5	5.3	105	90-110	

MATRIX SPIKE & MATRIX SPIKE DUPLICATE: 1767774 1767775

Parameter	Units	60218620001		1767775		MS % Rec	MSD % Rec	% Rec Limits	RPD	Max RPD	Qual
		MS Spike Conc.	MSD Spike Conc.	MS Result	MSD Result						
Chloride	mg/L	2.8	5	5	7.5	7.4	95	93	80-120	1	15
Fluoride	mg/L	0.18J	2.5	2.5	2.7	2.7	101	100	80-120	1	15

MATRIX SPIKE SAMPLE: 1767776

Parameter	Units	60218627001 Result	Spike Conc.	MS Result	MS % Rec	% Rec Limits	Qualifiers
Chloride	mg/L	4.3	5	8.9	91	80-120	
Fluoride	mg/L	0.15J	2.5	2.6	97	80-120	

Results presented on this page are in the units indicated by the "Units" column except where an alternate unit is presented to the right of the result.

REPORT OF LABORATORY ANALYSIS

This report shall not be reproduced, except in full, without the written consent of Pace Analytical Services, LLC.

QUALITY CONTROL DATA

Project: AMEREN LABADIE ENERGY CTR-UWL

Pace Project No.: 60218620

QC Batch:	432720	Analysis Method:	EPA 300.0
QC Batch Method:	EPA 300.0	Analysis Description:	300.0 IC Anions
Associated Lab Samples:	60218620001, 60218620002, 60218620003, 60218620004, 60218620005, 60218627009, 60218627010		

METHOD BLANK: 1768478 Matrix: Water
Associated Lab Samples: 60218620001, 60218620002, 60218620003, 60218620004, 60218620005, 60218627009, 60218627010

Parameter	Units	Blank Result	Reporting Limit	MDL	Analyzed	Qualifiers
Sulfate	mg/L	<0.25	1.0	0.25	06/01/16 08:56	

LABORATORY CONTROL SAMPLE: 1768479

Parameter	Units	Spike Conc.	LCS Result	LCS % Rec	% Rec Limits	Qualifiers
Sulfate	mg/L	5	5.1	101	90-110	

MATRIX SPIKE & MATRIX SPIKE DUPLICATE: 1768480 1768481

Parameter	Units	60218620001 Result	MS Spike Conc.	MSD Spike Conc.	MS Result	MSD Result	MS % Rec	MSD % Rec	% Rec Limits	RPD	Max RPD	Qual
Sulfate	mg/L	89.5	50	50	141	140	103	102	80-120	0	15	

MATRIX SPIKE SAMPLE: 1768482

Parameter	Units	60218627001 Result	Spike Conc.	MS Result	MS % Rec	% Rec Limits	Qualifiers
Sulfate	mg/L	71.6	25	99.6	112	80-120	

Results presented on this page are in the units indicated by the "Units" column except where an alternate unit is presented to the right of the result.

REPORT OF LABORATORY ANALYSIS

This report shall not be reproduced, except in full,
without the written consent of Pace Analytical Services, LLC.

ANALYTICAL RESULTS - RADIOCHEMISTRY

Project: AMEREN LABADIE ENERGY CTR-UWL

Pace Project No.: 60218620

Sample: L-TMW-1 **Lab ID: 60218620001** Collected: 05/05/16 13:54 Received: 05/07/16 04:15 Matrix: Water
PWS: Site ID: Sample Type:

Parameters	Method	Act ± Unc (MDC) Carr Trac	Units	Analyzed	CAS No.	Qual
Radium-226	EPA 903.1	0.380 ± 0.466 (0.760) C:NA T:92%	pCi/L	05/31/16 10:05	13982-63-3	
Radium-228	EPA 904.0	0.417 ± 0.355 (0.714) C:79% T:78%	pCi/L	05/26/16 14:45	15262-20-1	

REPORT OF LABORATORY ANALYSIS

This report shall not be reproduced, except in full,
without the written consent of Pace Analytical Services, LLC.

ANALYTICAL RESULTS - RADIOCHEMISTRY

Project: AMEREN LABADIE ENERGY CTR-UWL

Pace Project No.: 60218620

Sample: L-TMW-2 **Lab ID: 60218620002** Collected: 05/05/16 15:01 Received: 05/07/16 04:15 Matrix: Water
PWS: Site ID: Sample Type:

Parameters	Method	Act ± Unc (MDC) Carr Trac	Units	Analyzed	CAS No.	Qual
Radium-226	EPA 903.1	0.261 ± 0.363 (0.605) C:NA T:93%	pCi/L	05/31/16 10:05	13982-63-3	
Radium-228	EPA 904.0	0.758 ± 0.411 (0.743) C:81% T:79%	pCi/L	05/26/16 14:45	15262-20-1	

REPORT OF LABORATORY ANALYSIS

This report shall not be reproduced, except in full,
without the written consent of Pace Analytical Services, LLC.

ANALYTICAL RESULTS - RADIOCHEMISTRY

Project: AMEREN LABADIE ENERGY CTR-UWL

Pace Project No.: 60218620

Sample: L-TMW-3 **Lab ID: 60218620003** Collected: 05/05/16 10:12 Received: 05/07/16 04:15 Matrix: Water
PWS: Site ID: Sample Type:

Parameters	Method	Act ± Unc (MDC) Carr Trac	Units	Analyzed	CAS No.	Qual
Radium-226	EPA 903.1	0.0642 ± 0.293 (0.596) C:NA T:91%	pCi/L	05/31/16 10:05	13982-63-3	
Radium-228	EPA 904.0	0.890 ± 0.433 (0.742) C:81% T:80%	pCi/L	05/26/16 14:45	15262-20-1	

REPORT OF LABORATORY ANALYSIS

This report shall not be reproduced, except in full,
without the written consent of Pace Analytical Services, LLC.

ANALYTICAL RESULTS - RADIOCHEMISTRY

Project: AMEREN LABADIE ENERGY CTR-UWL

Pace Project No.: 60218620

Sample: L-MW-26 **Lab ID: 60218620004** Collected: 05/05/16 14:59 Received: 05/07/16 04:15 Matrix: Water
PWS: Site ID: Sample Type:

Parameters	Method	Act ± Unc (MDC) Carr Trac	Units	Analyzed	CAS No.	Qual
Radium-226	EPA 903.1	0.000 ± 0.292 (0.655) C:NA T:95%	pCi/L	05/31/16 10:36	13982-63-3	
Radium-228	EPA 904.0	0.801 ± 0.468 (0.886) C:80% T:82%	pCi/L	05/26/16 14:46	15262-20-1	

REPORT OF LABORATORY ANALYSIS

This report shall not be reproduced, except in full,
without the written consent of Pace Analytical Services, LLC.

ANALYTICAL RESULTS - RADIOCHEMISTRY

Project: AMEREN LABADIE ENERGY CTR-UWL

Pace Project No.: 60218620

Sample: L-UWL-DUP-1 **Lab ID: 60218620005** Collected: 05/05/16 08:00 Received: 05/07/16 04:15 Matrix: Water
PWS: Site ID: Sample Type:

Parameters	Method	Act ± Unc (MDC) Carr Trac	Units	Analyzed	CAS No.	Qual
Radium-226	EPA 903.1	0.000 ± 0.592 (1.00) C:NA T:81%	pCi/L	06/01/16 13:49	13982-63-3	
Radium-228	EPA 904.0	0.594 ± 0.357 (0.656) C:80% T:84%	pCi/L	05/26/16 14:46	15262-20-1	

REPORT OF LABORATORY ANALYSIS

This report shall not be reproduced, except in full,
without the written consent of Pace Analytical Services, LLC.

ANALYTICAL RESULTS - RADIOCHEMISTRY

Project: AMEREN LABADIE ENERGY CTR-UWL

Pace Project No.: 60218620

Sample: L-UWL-FB-1 **Lab ID: 60218620006** Collected: 05/05/16 14:47 Received: 05/07/16 04:15 Matrix: Water
PWS: Site ID: Sample Type:

Parameters	Method	Act ± Unc (MDC) Carr Trac	Units	Analyzed	CAS No.	Qual
Radium-226	EPA 903.1	0.268 ± 0.465 (0.831) C:NA T:87%	pCi/L	06/01/16 14:08	13982-63-3	
Radium-228	EPA 904.0	-0.168 ± 0.287 (0.707) C:78% T:85%	pCi/L	05/26/16 11:30	15262-20-1	

REPORT OF LABORATORY ANALYSIS

This report shall not be reproduced, except in full,
without the written consent of Pace Analytical Services, LLC.

ANALYTICAL RESULTS - RADIOCHEMISTRY

Project: AMEREN LABADIE ENERGY CTR-UWL

Pace Project No.: 60218620

Sample: L-TMW-1 MS **Lab ID: 60218620007** Collected: 05/05/16 13:54 Received: 05/07/16 04:15 Matrix: Water
PWS: Site ID: Sample Type:

Parameters	Method	Act ± Unc (MDC) Carr Trac	Units	Analyzed	CAS No.	Qual
Radium-226	EPA 903.1	86.3 %REC ± NA (NA) C:NA T:NA	pCi/L	05/31/16 10:36	13982-63-3	
Radium-228	EPA 904.0	124 %REC ± NA (NA) C:NA T:NA	pCi/L	05/26/16 14:46	15262-20-1	

REPORT OF LABORATORY ANALYSIS

This report shall not be reproduced, except in full,
without the written consent of Pace Analytical Services, LLC.

ANALYTICAL RESULTS - RADIOCHEMISTRY

Project: AMEREN LABADIE ENERGY CTR-UWL

Pace Project No.: 60218620

Sample: L-TMW-1 MSD		Lab ID: 60218620008	Collected: 05/05/16 13:54	Received: 05/07/16 04:15	Matrix: Water		
PWS:		Site ID:	Sample Type:				
Parameters	Method	Act ± Unc (MDC) Carr Trac		Units	Analyzed	CAS No.	Qual
Radium-226	EPA 903.1	80.2 %REC	7.40 RPD ±	pCi/L	05/31/16 10:47	13982-63-3	
		NA (NA)					
		C:NA T:NA					
Radium-228	EPA 904.0	130 %REC	4.40 RPD ± NA	pCi/L	05/26/16 14:46	15262-20-1	
		(NA)					
		C:NA T:NA					

REPORT OF LABORATORY ANALYSIS

This report shall not be reproduced, except in full,
without the written consent of Pace Analytical Services, LLC.

ANALYTICAL RESULTS - RADIOCHEMISTRY

Project: AMEREN LABADIE ENERGY CTR-UWL

Pace Project No.: 60218620

Sample: L-BMW-1S **Lab ID: 60218627009** Collected: 05/03/16 15:33 Received: 05/07/16 04:15 Matrix: Water
PWS: Site ID: Sample Type:

Parameters	Method	Act ± Unc (MDC) Carr Trac	Units	Analyzed	CAS No.	Qual
Radium-226	EPA 903.1	0.445 ± 0.381 (0.517) C:NA T:91%	pCi/L	05/31/16 19:22	13982-63-3	
Radium-228	EPA 904.0	1.28 ± 0.543 (0.891) C:77% T:75%	pCi/L	05/31/16 12:29	15262-20-1	1e

REPORT OF LABORATORY ANALYSIS

This report shall not be reproduced, except in full,
without the written consent of Pace Analytical Services, LLC.

ANALYTICAL RESULTS - RADIOCHEMISTRY

Project: AMEREN LABADIE ENERGY CTR-UWL

Pace Project No.: 60218620

Sample: L-BMW-2S **Lab ID: 60218627010** Collected: 05/04/16 08:55 Received: 05/07/16 04:15 Matrix: Water
PWS: Site ID: Sample Type:

Parameters	Method	Act ± Unc (MDC) Carr Trac	Units	Analyzed	CAS No.	Qual
Radium-226	EPA 903.1	0.310 ± 0.285 (0.168) C:NA T:86%	pCi/L	05/31/16 19:23	13982-63-3	
Radium-228	EPA 904.0	0.879 ± 0.382 (0.635) C:82% T:83%	pCi/L	05/25/16 23:17	15262-20-1	

REPORT OF LABORATORY ANALYSIS

This report shall not be reproduced, except in full,
without the written consent of Pace Analytical Services, LLC.

QUALITY CONTROL - RADIOCHEMISTRY

Project: AMEREN LABADIE ENERGY CTR-UWL

Pace Project No.: 60218620

QC Batch: 220024

Analysis Method: EPA 904.0

QC Batch Method: EPA 904.0

Analysis Description: 904.0 Radium 228

Associated Lab Samples: 60218627009, 60218627010

METHOD BLANK: 1076506

Matrix: Water

Associated Lab Samples: 60218627009, 60218627010

Parameter	Act ± Unc (MDC) Carr Trac	Units	Analyzed	Qualifiers
Radium-228	1.13 ± 0.496 (0.832) C:81% T:78%	pCi/L	05/31/16 12:28	1e
Radium-228	1.22 ± 0.433 (0.648) C:81% T:84%	pCi/L	05/25/16 23:19	

Results presented on this page are in the units indicated by the "Units" column except where an alternate unit is presented to the right of the result.

REPORT OF LABORATORY ANALYSIS

This report shall not be reproduced, except in full,
without the written consent of Pace Analytical Services, LLC.

QUALITY CONTROL - RADIOCHEMISTRY

Project: AMEREN LABADIE ENERGY CTR-UWL

Pace Project No.: 60218620

QC Batch: 220016	Analysis Method: EPA 903.1
QC Batch Method: EPA 903.1	Analysis Description: 903.1 Radium-226

Associated Lab Samples:

METHOD BLANK: 1076501 Matrix: Water

Associated Lab Samples:

Parameter	Act ± Unc (MDC) Carr Trac	Units	Analyzed	Qualifiers
Radium-226	0.189 ± 0.370 (0.677) C:NA T:91%	pCi/L	05/31/16 11:25	

Results presented on this page are in the units indicated by the "Units" column except where an alternate unit is presented to the right of the result.

REPORT OF LABORATORY ANALYSIS

This report shall not be reproduced, except in full,
without the written consent of Pace Analytical Services, LLC.

QUALITY CONTROL - RADIOCHEMISTRY

Project: AMEREN LABADIE ENERGY CTR-UWL

Pace Project No.: 60218620

QC Batch: 220233

Analysis Method: EPA 903.1

QC Batch Method: EPA 903.1

Analysis Description: 903.1 Radium-226

Associated Lab Samples: 60218627009, 60218627010

METHOD BLANK: 1077500

Matrix: Water

Associated Lab Samples: 60218627009, 60218627010

Parameter	Act ± Unc (MDC) Carr Trac	Units	Analyzed	Qualifiers
Radium-226	-0.058 ± 0.265 (0.540) C:NA T:92%	pCi/L	05/31/16 12:29	

Results presented on this page are in the units indicated by the "Units" column except where an alternate unit is presented to the right of the result.

REPORT OF LABORATORY ANALYSIS

This report shall not be reproduced, except in full,
without the written consent of Pace Analytical Services, LLC.

QUALITY CONTROL - RADIOCHEMISTRY

Project: AMEREN LABADIE ENERGY CTR-UWL

Pace Project No.: 60218620

QC Batch: 220499

Analysis Method: EPA 904.0

QC Batch Method: EPA 904.0

Analysis Description: 904.0 Radium 228

Associated Lab Samples: 60218620006

METHOD BLANK: 1078898

Matrix: Water

Associated Lab Samples: 60218620006

Parameter	Act ± Unc (MDC) Carr Trac	Units	Analyzed	Qualifiers
Radium-228	0.361 ± 0.384 (0.799) C:80% T:75%	pCi/L	05/26/16 11:29	

Results presented on this page are in the units indicated by the "Units" column except where an alternate unit is presented to the right of the result.

REPORT OF LABORATORY ANALYSIS

This report shall not be reproduced, except in full,
without the written consent of Pace Analytical Services, LLC.

QUALITY CONTROL - RADIOCHEMISTRY

Project: AMEREN LABADIE ENERGY CTR-UWL

Pace Project No.: 60218620

QC Batch:	220023	Analysis Method:	EPA 904.0
QC Batch Method:	EPA 904.0	Analysis Description:	904.0 Radium 228

Associated Lab Samples:

METHOD BLANK:	1076505	Matrix:	Water
---------------	---------	---------	-------

Associated Lab Samples:

Parameter	Act ± Unc (MDC) Carr Trac	Units	Analyzed	Qualifiers
Radium-228	0.148 ± 0.306 (0.675) C:85% T:85%	pCi/L	05/25/16 19:18	

Results presented on this page are in the units indicated by the "Units" column except where an alternate unit is presented to the right of the result.

REPORT OF LABORATORY ANALYSIS

This report shall not be reproduced, except in full,
without the written consent of Pace Analytical Services, LLC.

QUALITY CONTROL - RADIOCHEMISTRY

Project: AMEREN LABADIE ENERGY CTR-UWL

Pace Project No.: 60218620

QC Batch:	220230	Analysis Method:	EPA 904.0
QC Batch Method:	EPA 904.0	Analysis Description:	904.0 Radium 228
Associated Lab Samples:	60218620001, 60218620002, 60218620003, 60218620004, 60218620005, 60218620007, 60218620008		

METHOD BLANK:	1077497	Matrix:	Water
Associated Lab Samples:	60218620001, 60218620002, 60218620003, 60218620004, 60218620005, 60218620007, 60218620008		

Parameter	Act ± Unc (MDC) Carr Trac	Units	Analyzed	Qualifiers
Radium-228	0.345 ± 0.317 (0.646) C:79% T:88%	pCi/L	05/26/16 14:45	

Results presented on this page are in the units indicated by the "Units" column except where an alternate unit is presented to the right of the result.

REPORT OF LABORATORY ANALYSIS

This report shall not be reproduced, except in full,
without the written consent of Pace Analytical Services, LLC.

QUALITY CONTROL - RADIOCHEMISTRY

Project: AMEREN LABADIE ENERGY CTR-UWL

Pace Project No.: 60218620

QC Batch: 221075 Analysis Method: EPA 903.1

QC Batch Method: EPA 903.1 Analysis Description: 903.1 Radium-226

Associated Lab Samples: 60218620005, 60218620006

METHOD BLANK: 1081656 Matrix: Water

Associated Lab Samples: 60218620005, 60218620006

Parameter	Act ± Unc (MDC) Carr Trac	Units	Analyzed	Qualifiers
Radium-226	-0.298 ± 0.360 (0.978) C:NA T:92%	pCi/L	06/01/16 13:37	

Results presented on this page are in the units indicated by the "Units" column except where an alternate unit is presented to the right of the result.

REPORT OF LABORATORY ANALYSIS

This report shall not be reproduced, except in full,
without the written consent of Pace Analytical Services, LLC.

QUALITY CONTROL - RADIOCHEMISTRY

Project: AMEREN LABADIE ENERGY CTR-UWL

Pace Project No.: 60218620

QC Batch:	220232	Analysis Method:	EPA 903.1
QC Batch Method:	EPA 903.1	Analysis Description:	903.1 Radium-226
Associated Lab Samples:	60218620001, 60218620002, 60218620003, 60218620004, 60218620007, 60218620008		

METHOD BLANK:	1077499	Matrix:	Water
Associated Lab Samples:	60218620001, 60218620002, 60218620003, 60218620004, 60218620007, 60218620008		

Parameter	Act ± Unc (MDC) Carr Trac	Units	Analyzed	Qualifiers
Radium-226	-0.124 ± 0.344 (0.812) C:NA T:94%	pCi/L	05/31/16 10:16	

Results presented on this page are in the units indicated by the "Units" column except where an alternate unit is presented to the right of the result.

REPORT OF LABORATORY ANALYSIS

This report shall not be reproduced, except in full,
without the written consent of Pace Analytical Services, LLC.

QUALIFIERS

Project: AMEREN LABADIE ENERGY CTR-UWL

Pace Project No.: 60218620

DEFINITIONS

DF - Dilution Factor, if reported, represents the factor applied to the reported data due to dilution of the sample aliquot.

ND - Not Detected at or above adjusted reporting limit.

TNTC - Too Numerous To Count

J - Estimated concentration above the adjusted method detection limit and below the adjusted reporting limit.

MDL - Adjusted Method Detection Limit.

PQL - Practical Quantitation Limit.

RL - Reporting Limit.

S - Surrogate

1,2-Diphenylhydrazine decomposes to and cannot be separated from Azobenzene using Method 8270. The result for each analyte is a combined concentration.

Consistent with EPA guidelines, unrounded data are displayed and have been used to calculate % recovery and RPD values.

LCS(D) - Laboratory Control Sample (Duplicate)

MS(D) - Matrix Spike (Duplicate)

DUP - Sample Duplicate

RPD - Relative Percent Difference

NC - Not Calculable.

SG - Silica Gel - Clean-Up

U - Indicates the compound was analyzed for, but not detected.

N-Nitrosodiphenylamine decomposes and cannot be separated from Diphenylamine using Method 8270. The result reported for each analyte is a combined concentration.

Act - Activity

Unc - Uncertainty: SDWA = 1.96 sigma count uncertainty, all other matrices = Expanded Uncertainty (95% confidence interval).

Gamma Spec = Expanded Uncertainty (95.4% Confidence Interval)

(MDC) - Minimum Detectable Concentration

Trac - Tracer Recovery (%)

Carr - Carrier Recovery (%)

Pace Analytical is TNI accredited. Contact your Pace PM for the current list of accredited analytes.

TNI - The NELAC Institute.

LABORATORIES

PASI-K Pace Analytical Services - Kansas City

PASI-PA Pace Analytical Services - Greensburg

ANALYTE QUALIFIERS

1e The MB failed high on the 1st and 2nd counts. All samples above 1.0 were re-ingrowthed, re-counted, and verified.

D6 The precision between the sample and sample duplicate exceeded laboratory control limits.

E Analyte concentration exceeded the calibration range. The reported result is estimated.

H1 Analysis conducted outside the EPA method holding time.

H3 Sample was received or analysis requested beyond the recognized method holding time.

H6 Analysis initiated outside of the 15 minute EPA required holding time.

M1 Matrix spike recovery exceeded QC limits. Batch accepted based on laboratory control sample (LCS) recovery.

R1 RPD value was outside control limits.

REPORT OF LABORATORY ANALYSIS

This report shall not be reproduced, except in full,
without the written consent of Pace Analytical Services, LLC.

QUALITY CONTROL DATA CROSS REFERENCE TABLE

Project: AMEREN LABADIE ENERGY CTR-UWL

Pace Project No.: 60218620

Lab ID	Sample ID	QC Batch Method	QC Batch	Analytical Method	Analytical Batch
60218620001	L-TMW-1	EPA 200.7	429893	EPA 200.7	429995
60218620002	L-TMW-2	EPA 200.7	429893	EPA 200.7	429995
60218620003	L-TMW-3	EPA 200.7	429893	EPA 200.7	429995
60218620004	L-MW-26	EPA 200.7	429893	EPA 200.7	429995
60218620005	L-UWL-DUP-1	EPA 200.7	429893	EPA 200.7	429995
60218620006	L-UWL-FB-1	EPA 200.7	429893	EPA 200.7	429995
60218627009	L-BMW-1S	EPA 200.7	429893	EPA 200.7	429995
60218627010	L-BMW-2S	EPA 200.7	429893	EPA 200.7	429995
60218620001	L-TMW-1	EPA 200.8	429894	EPA 200.8	429999
60218620002	L-TMW-2	EPA 200.8	429894	EPA 200.8	429999
60218620003	L-TMW-3	EPA 200.8	429894	EPA 200.8	429999
60218620004	L-MW-26	EPA 200.8	429894	EPA 200.8	429999
60218620005	L-UWL-DUP-1	EPA 200.8	429894	EPA 200.8	429999
60218620006	L-UWL-FB-1	EPA 200.8	429894	EPA 200.8	429999
60218627009	L-BMW-1S	EPA 200.8	429894	EPA 200.8	429999
60218627010	L-BMW-2S	EPA 200.8	429894	EPA 200.8	429999
60218620001	L-TMW-1	EPA 7470	430130	EPA 7470	430150
60218620002	L-TMW-2	EPA 7470	430130	EPA 7470	430150
60218620003	L-TMW-3	EPA 7470	430130	EPA 7470	430150
60218620004	L-MW-26	EPA 7470	430130	EPA 7470	430150
60218620005	L-UWL-DUP-1	EPA 7470	430130	EPA 7470	430150
60218620006	L-UWL-FB-1	EPA 7470	430130	EPA 7470	430150
60218627009	L-BMW-1S	EPA 7470	430130	EPA 7470	430150
60218627010	L-BMW-2S	EPA 7470	430130	EPA 7470	430150
60218620001	L-TMW-1	EPA 903.1	220232		
60218620002	L-TMW-2	EPA 903.1	220232		
60218620003	L-TMW-3	EPA 903.1	220232		
60218620004	L-MW-26	EPA 903.1	220232		
60218620005	L-UWL-DUP-1	EPA 903.1	221075		
60218620006	L-UWL-FB-1	EPA 903.1	221075		
60218627009	L-BMW-1S	EPA 903.1	220233		
60218627010	L-BMW-2S	EPA 903.1	220233		
60218620007	L-TMW-1 MS	EPA 903.1	220232		
60218620008	L-TMW-1 MSD	EPA 903.1	220232		
60218620001	L-TMW-1	EPA 904.0	220230		
60218620002	L-TMW-2	EPA 904.0	220230		
60218620003	L-TMW-3	EPA 904.0	220230		
60218620004	L-MW-26	EPA 904.0	220230		
60218620005	L-UWL-DUP-1	EPA 904.0	220230		
60218620006	L-UWL-FB-1	EPA 904.0	220499		
60218627009	L-BMW-1S	EPA 904.0	220024		
60218627010	L-BMW-2S	EPA 904.0	220024		
60218620007	L-TMW-1 MS	EPA 904.0	220230		
60218620008	L-TMW-1 MSD	EPA 904.0	220230		

REPORT OF LABORATORY ANALYSIS

This report shall not be reproduced, except in full,
without the written consent of Pace Analytical Services, LLC.

QUALITY CONTROL DATA CROSS REFERENCE TABLE

Project: AMEREN LABADIE ENERGY CTR-UWL

Pace Project No.: 60218620

Lab ID	Sample ID	QC Batch Method	QC Batch	Analytical Method	Analytical Batch
60218620001	L-TMW-1	SM 2540C	430018		
60218620002	L-TMW-2	SM 2540C	430018		
60218620003	L-TMW-3	SM 2540C	430027		
60218620004	L-MW-26	SM 2540C	430027		
60218620005	L-UWL-DUP-1	SM 2540C	430027		
60218620006	L-UWL-FB-1	SM 2540C	430027		
60218627009	L-BMW-1S	SM 2540C	429637		
60218627010	L-BMW-2S	SM 2540C	429775		
60218620001	L-TMW-1	SM 4500-H+B	429739		
60218620002	L-TMW-2	SM 4500-H+B	429774		
60218620003	L-TMW-3	SM 4500-H+B	429646		
60218620004	L-MW-26	SM 4500-H+B	429774		
60218620005	L-UWL-DUP-1	SM 4500-H+B	429646		
60218620006	L-UWL-FB-1	SM 4500-H+B	429739		
60218627009	L-BMW-1S	SM 4500-H+B	429485		
60218627010	L-BMW-2S	SM 4500-H+B	429485		
60218620001	L-TMW-1	EPA 300.0	432478		
60218620001	L-TMW-1	EPA 300.0	432720		
60218620002	L-TMW-2	EPA 300.0	432478		
60218620002	L-TMW-2	EPA 300.0	432720		
60218620003	L-TMW-3	EPA 300.0	432478		
60218620003	L-TMW-3	EPA 300.0	432720		
60218620004	L-MW-26	EPA 300.0	432478		
60218620004	L-MW-26	EPA 300.0	432720		
60218620005	L-UWL-DUP-1	EPA 300.0	432478		
60218620005	L-UWL-DUP-1	EPA 300.0	432720		
60218620006	L-UWL-FB-1	EPA 300.0	432478		
60218627009	L-BMW-1S	EPA 300.0	432478		
60218627009	L-BMW-1S	EPA 300.0	432720		
60218627010	L-BMW-2S	EPA 300.0	432478		
60218627010	L-BMW-2S	EPA 300.0	432720		

REPORT OF LABORATORY ANALYSIS

This report shall not be reproduced, except in full,
without the written consent of Pace Analytical Services, LLC.



Sample Condition Upon Receipt

WO#: 60218620



Client Name: Golden Assoc.

Courier: FedEx UPS VIA Clay PEX ECI Pace Other Client

Tracking #: _____ Pace Shipping Label Used? Yes No

Custody Seal on Cooler/Box Present: Yes No Seals intact: Yes No

Packing Material: Bubble Wrap Bubble Bags Foam None Other

Thermometer Used: CF +1.0 T-239 / CF 0.0 T-262 Type of Ice: Wet Blue None Samples received on ice, cooling process has begun.

Cooler Temperature: →

Temperature should be above freezing to 6°C

Date and initials of person examining contents: RS 5/7/16

Chain of Custody present:	<input checked="" type="checkbox"/> Yes <input type="checkbox"/> No <input type="checkbox"/> N/A	1.
Chain of Custody filled out:	<input checked="" type="checkbox"/> Yes <input type="checkbox"/> No <input type="checkbox"/> N/A	2. <u>MS/MSD submitted.</u>
Chain of Custody relinquished:	<input checked="" type="checkbox"/> Yes <input type="checkbox"/> No <input type="checkbox"/> N/A	3.
Sampler name & signature on COC:	<input type="checkbox"/> Yes <input checked="" type="checkbox"/> No <input type="checkbox"/> N/A	4.
Samples arrived within holding time:	<input checked="" type="checkbox"/> Yes <input checked="" type="checkbox"/> No <input type="checkbox"/> N/A	5.
Short Hold Time analyses (<72hr):	<input checked="" type="checkbox"/> Yes <input type="checkbox"/> No <input type="checkbox"/> N/A	6. <u>PH</u>
Rush Turn Around Time requested:	<input type="checkbox"/> Yes <input checked="" type="checkbox"/> No <input type="checkbox"/> N/A	7.
Sufficient volume:	<input checked="" type="checkbox"/> Yes <input type="checkbox"/> No <input type="checkbox"/> N/A	8.
Correct containers used:	<input checked="" type="checkbox"/> Yes <input type="checkbox"/> No <input type="checkbox"/> N/A	
Pace containers used:	<input checked="" type="checkbox"/> Yes <input type="checkbox"/> No <input type="checkbox"/> N/A	9.
Containers intact:	<input checked="" type="checkbox"/> Yes <input type="checkbox"/> No <input type="checkbox"/> N/A	10.
Unpreserved 5035A soils frozen w/in 48hrs?	<input type="checkbox"/> Yes <input type="checkbox"/> No <input checked="" type="checkbox"/> N/A	11.
Filtered volume received for dissolved tests?	<input type="checkbox"/> Yes <input type="checkbox"/> No <input checked="" type="checkbox"/> N/A	12.
Sample labels match COC:	<input checked="" type="checkbox"/> Yes <input type="checkbox"/> No <input type="checkbox"/> N/A	
Includes date/time/ID/analyses	<u>Y</u> Matrix: <u>WT</u>	13.
All containers needing preservation have been checked.	<input checked="" type="checkbox"/> Yes <input type="checkbox"/> No <input type="checkbox"/> N/A	
All containers needing preservation are found to be in compliance with EPA recommendation.	<input checked="" type="checkbox"/> Yes <input type="checkbox"/> No <input type="checkbox"/> N/A	14.
Exceptions: VOA, Coliform, O&G, WI-DRO (water)	<input type="checkbox"/> Yes <input checked="" type="checkbox"/> No	Initial when completed
Trip Blank present:	<input type="checkbox"/> Yes <input checked="" type="checkbox"/> No <input type="checkbox"/> N/A	Lot # of added preservative
Pace Trip Blank lot # (if purchased):		15.
Headspace in VOA vials (>6mm):	<input type="checkbox"/> Yes <input type="checkbox"/> No <input checked="" type="checkbox"/> N/A	16.
Project sampled in USDA Regulated Area:	<input type="checkbox"/> Yes <input type="checkbox"/> No <input checked="" type="checkbox"/> N/A	17. List State:
Additional labels attached to 5035A vials in the field?	<input type="checkbox"/> Yes <input type="checkbox"/> No <input checked="" type="checkbox"/> N/A	18.

Client Notification/ Resolution: Copy COC to Client? Y / N Field Data Required? Y / N

Person Contacted: _____ Date/Time: _____

Comments/ Resolution: _____

Project Manager Review: _____ Date: _____



CHAIN-OF-CUSTODY / Analytical Request Document

The Chain-of-Custody is a LEGAL DOCUMENT. All relevant fields must be completed accurately.

Section A Required Client Information:		Section B Required Project Information:		Section C Invoice Information:	
Company:	Golder Associates	Report To:	Mark Haddock (mhaddock@golder.com)	Attention:	
Address:	820 South Main Street, Suite 100 St Charles, MO 63301	Copy To:	Jeffrey Ingram	Company Name:	
Email To:	mhaddock@golder.com	Purchase Order No.:		Address:	
Phone:	636-724-9191 Fax: 636-724-9323	Project Name:	Ameren Labadie Energy Center - UWL	Pace Quote Reference:	
Requested Due Date/TAT:	Standard	Pace Project Manager:	Jamie Church	Site Location:	MO
		Pace Profile #:	9285	STATE:	

ITEM #	Section D Required Client Information	Valid Matrix Codes	COLLECTED		SAMPLE TYPE (G=GRAB C=COMP)	RELINQUISHED BY / AFFILIATION	DATE	TIME	ACCEPTED BY / AFFILIATION	DATE	TIME	Requested Analysis Filtered (Y/N)	Metals*	Chloride/Fluoride/Sulfate	TDS	pH	Radium 226 & 228	Residual Chlorine (Y/N)	Pace Project No / Lab I.D.	SAMPLE CONDITIONS				
			COMPOSITE START	COMPOSITE END/GRAB																DATE	TIME	Temp in °C	Received on Ice (Y/N)	Custody Sealed Cooler (Y/N)
1	L-TMW-1	DW DRINKING WATER WT WASTE WATER WW P PRODUCT SL SOLID OL OIL	5/5/16	1554	G	Jeffrey Ingram / Golder	5/6/16	1520	Jeffrey Ingram	5/6/16	1725	Y	3	3	3	6	6	3883V 3883V	Y	Y	Y	Y		
2	L-TMW-2		5/5/16	1501	G	Jeffrey Ingram / Golder	5/6/16	1725	Jeffrey Ingram	5/6/16	0915	Y	1	1	1	1	1	1	883V 883V	Y	Y	Y	Y	
3	L-TMW-3		5/6/16	1018	G	Jeffrey Ingram / Golder	5/6/16	1745	Jeffrey Ingram	5/6/16	1725	Y	1	1	1	1	1	1	883V 883V	Y	Y	Y	Y	
4	L-MW-26		5/5/16	1459	G	Jeffrey Ingram / Golder						Y	1	1	1	1	1	1	883V 883V	Y	Y	Y	Y	
5	L-UWL-DUP-1		5/5/16		G	Jeffrey Ingram / Golder						Y	1	1	1	1	1	1	883V 883V	Y	Y	Y	Y	
6	L-UWL-FB-1		5/5/16	1447	G	Jeffrey Ingram / Golder						Y	1	1	1	1	1	1	883V 883V	Y	Y	Y	Y	
7					G																			
8					G																			
9					G																			
10					G																			
11					G																			
12					G																			

ADDITIONAL COMMENTS	
*EPA 200.7: Ba, Be, B, Ca, Co, Pb, Li, Mo + EPA 7470A Hg	
EPA 200.8: Sb, As, Cd, Cr, Se, Ti	
SAMPLER NAME AND SIGNATURE PRINT Name of SAMPLER: SIGNATURE of SAMPLER:	
DATE Signed (MM/DD/YYYY):	



Sample Condition Upon Receipt

WO#: 60218627



Client Name: Golder

Courier: FedEx UPS VIA Clay PEX ECI Pace Other Client

Tracking #: _____ Pace Shipping Label Used? Yes No

Custody Seal on Cooler/Box Present: Yes No Seals intact: Yes No

Packing Material: Bubble Wrap Bubble Bags Foam None Other

Thermometer Used: T-239 / T-262 Type of Ice: Wet Blue None Samples received on ice, cooling process has begun.

Cooler Temperature: →

Temperature should be above freezing to 6°C

Date and initials of person examining contents: BB 5/9/16

Chain of Custody present:	<input checked="" type="checkbox"/> Yes <input type="checkbox"/> No <input type="checkbox"/> N/A	1.
Chain of Custody filled out:	<input checked="" type="checkbox"/> Yes <input type="checkbox"/> No <input type="checkbox"/> N/A	2. <u>MS/MSD</u>
Chain of Custody relinquished:	<input checked="" type="checkbox"/> Yes <input type="checkbox"/> No <input type="checkbox"/> N/A	3.
Sampler name & signature on COC:	<input type="checkbox"/> Yes <input checked="" type="checkbox"/> No <input type="checkbox"/> N/A	4.
Samples arrived within holding time:	<input checked="" type="checkbox"/> Yes <input checked="" type="checkbox"/> No <input type="checkbox"/> N/A	5.
Short Hold Time analyses (<72hr):	<input checked="" type="checkbox"/> Yes <input type="checkbox"/> No <input type="checkbox"/> N/A	6. <u>PH</u>
Rush Turn Around Time requested:	<input type="checkbox"/> Yes <input checked="" type="checkbox"/> No <input type="checkbox"/> N/A	7.
Sufficient volume:	<input checked="" type="checkbox"/> Yes <input type="checkbox"/> No <input type="checkbox"/> N/A	8.
Correct containers used:	<input checked="" type="checkbox"/> Yes <input type="checkbox"/> No <input type="checkbox"/> N/A	
Pace containers used:	<input checked="" type="checkbox"/> Yes <input type="checkbox"/> No <input type="checkbox"/> N/A	9.
Containers intact:	<input checked="" type="checkbox"/> Yes <input type="checkbox"/> No <input type="checkbox"/> N/A	10.
Unpreserved 5035A soils frozen w/in 48hrs?	<input type="checkbox"/> Yes <input type="checkbox"/> No <input checked="" type="checkbox"/> N/A	11.
Filtered volume received for dissolved tests?	<input type="checkbox"/> Yes <input type="checkbox"/> No <input checked="" type="checkbox"/> N/A	12.
Sample labels match COC:	<input checked="" type="checkbox"/> Yes <input type="checkbox"/> No <input type="checkbox"/> N/A	
Includes date/time/ID/analyses <u>Y</u> Matrix: <u>WT</u>		13.
All containers needing preservation have been checked.	<input checked="" type="checkbox"/> Yes <input type="checkbox"/> No <input type="checkbox"/> N/A	
All containers needing preservation are found to be in compliance with EPA recommendation.	<input checked="" type="checkbox"/> Yes <input type="checkbox"/> No <input type="checkbox"/> N/A	14.
Exceptions: VOA, Coliform, O&G, WI-DRO (water)	<input type="checkbox"/> Yes <input checked="" type="checkbox"/> No	Initial when completed
Trip Blank present:	<input type="checkbox"/> Yes <input checked="" type="checkbox"/> No <input type="checkbox"/> N/A	Lot # of added preservative
Pace Trip Blank lot # (if purchased):		15.
Headspace in VOA vials (>6mm):	<input type="checkbox"/> Yes <input type="checkbox"/> No <input checked="" type="checkbox"/> N/A	16.
Project sampled in USDA Regulated Area:	<input type="checkbox"/> Yes <input type="checkbox"/> No <input checked="" type="checkbox"/> N/A	17. List State:
Additional labels attached to 5035A vials in the field?	<input type="checkbox"/> Yes <input type="checkbox"/> No <input checked="" type="checkbox"/> N/A	18.

Client Notification/ Resolution: Copy COC to Client? Y / N Field Data Required? Y / N

Person Contacted: _____ Date/Time: _____

Comments/ Resolution: _____

Project Manager Review: _____ Date: _____



CHAIN-OF-CUSTODY / Analytical Request Document

The Chain-of-Custody is a LEGAL DOCUMENT. All relevant fields must be completed accurately.

Section A
Required Client Information:

Section B
Required Project Information:

Company: Golder Associates
Address: 820 South Main Street, Suite 100
St Charles, MO 63301
Email To: haddock@golder.com
Phone: 636-724-9191 Fax: 636-724-9323
Requested Due Date/TAT: Standard

Report To: Mark Haddock (mhaddock@golder.com)
Copy To: Jeffrey Ingram
Purchase Order No:
Project Name: Ameren Labadie Energy Center - Fly Ash
Project Number: 153-1406.0001B

Section C
Invoice Information:

Attention:
Company Name:
Address:
Pace Quote Reference:
Pace Project Manager: Jamie Church
Pace Profile #: 9285

REGULATORY AGENCY

NPDES GROUND WATER DRINKING WATER
 UST RCRA OTHER

Site Location MO
STATE:

ITEM #	Valid Matrix Codes MATRIX CODE DRINKING WATER DW WATER WW WASTE WATER P PRODUCT SL SOIL/SOLID OL OIL WP AR OT TS	COLLECTED		SAMPLE TYPE (G=GRAB C=COMP)	MATRIX CODE (see valid codes to left)	RELINQUISHED BY / AFFILIATION		DATE	TIME	ACCEPTED BY / AFFILIATION		DATE	TIME	SAMPLE CONDITIONS
		COMPOSITE START	COMPOSITE END/GRAB			RELINQUISHED BY / AFFILIATION	DATE			TIME	DATE			
1	L-LMW-1S			WT	G			5/4/16	1525			5/16/16	1320	JP
2	L-LMW-2S			WT	G			5/5/16	1130			5/16/16	1725	Wendy
3	L-LMW-3S			WT	G			5/4/16	1535			5/16/16	1745	Wendy
4	L-LMW-4S			WT	G			5/5/16	1235			5/16/16	1745	Wendy
5	L-LMW-5S			WT	G			5/6/16	0855			5/16/16	1745	Wendy
6	L-LMW-6S			WT	G			5/5/16	1408			5/16/16	1745	Wendy
7	L-LMW-7S			WT	G			5/5/16	1110			5/16/16	1745	Wendy
8	L-LMW-8S			WT	G			5/5/16	0955			5/16/16	1745	Wendy
9	L-LMW-1S			WT	G			5/3/16	1533			5/16/16	1745	Wendy
10	L-LMW-2S			WT	G			5/4/16	0855			5/16/16	1745	Wendy
11	L-LMW-DUP-1			WT	G			5/5/16	-			5/16/16	1745	Wendy
12	L-LMW-FB-1			WT	G			5/5/16	1115			5/16/16	1745	Wendy

ITEM #	ADDITIONAL COMMENTS	RELINQUISHED BY / AFFILIATION	DATE	TIME	ACCEPTED BY / AFFILIATION	DATE	TIME	SAMPLE CONDITIONS
	EPA 200.7: Ba, Be, B, Ca, Co, Pb, Li, Mo + EPA 7470A Hg							
	EPA 200.8: Sb, As, Cd, Cr, Se, Tl							

Section D
Required Client Information

SAMPLE ID
(A-Z, 0-9 / -)
Sample IDs MUST BE UNIQUE

Requested Analysis Filtered (Y/N)	Metals*	Chloride/Fluoride/Sulfate	TDS	pH	Radium 226 & 228	Residual Chlorine (Y/N)	Pace Project No./ Lab I.D.
Y	3	3	3	3	3	3	382W 382W ²⁰⁰ 61
N	1	1	1	1	1	1	152W 152W ²⁰⁰ 62
N							
N							
N							
N							
N							
N							
N							
N							

SAMPLER NAME AND SIGNATURE
PRINT Name of SAMPLER:
SIGNATURE of SAMPLER:

DATE SIGNED (MM/DD/YYYY)

July 11, 2016

Mark Haddock
Golder Associates
820 S. Main St
Suite 100
Saint Charles, MO 63301

RE: Project: AMEREN LABADIE ENERGY CENTER
Pace Project No.: 60221462

Dear Mark Haddock:

Enclosed are the analytical results for sample(s) received by the laboratory on June 16, 2016. The results relate only to the samples included in this report. Results reported herein conform to the most current TNI standards and the laboratory's Quality Assurance Manual, where applicable, unless otherwise noted in the body of the report.

If you have any questions concerning this report, please feel free to contact me.

Sincerely,



Jamie Church
jamie.church@pacelabs.com
Project Manager

Enclosures

cc: Jeffrey Ingram, Golder Associates
John Suozzi, Golder Associates



REPORT OF LABORATORY ANALYSIS

This report shall not be reproduced, except in full,
without the written consent of Pace Analytical Services, Inc..

CERTIFICATIONS

Project: AMEREN LABADIE ENERGY CENTER

Pace Project No.: 60221462

Pennsylvania Certification IDs

1638 Roseytown Rd Suites 2,3&4, Greensburg, PA 15601

L-A-B DOD-ELAP Accreditation #: L2417

Alabama Certification #: 41590

Arizona Certification #: AZ0734

Arkansas Certification

California Certification #: 04222CA

Colorado Certification

Connecticut Certification #: PH-0694

Delaware Certification

Florida/TNI Certification #: E87683

Georgia Certification #: C040

Guam Certification

Hawaii Certification

Idaho Certification

Illinois Certification

Indiana Certification

Iowa Certification #: 391

Kansas/TNI Certification #: E-10358

Kentucky Certification #: 90133

Louisiana DHH/TNI Certification #: LA140008

Louisiana DEQ/TNI Certification #: 4086

Maine Certification #: PA00091

Maryland Certification #: 308

Massachusetts Certification #: M-PA1457

Michigan/PADEP Certification

Missouri Certification #: 235

Montana Certification #: Cert 0082

Nebraska Certification #: NE-05-29-14

Nevada Certification #: PA014572015-1

New Hampshire/TNI Certification #: 2976

New Jersey/TNI Certification #: PA 051

New Mexico Certification #: PA01457

New York/TNI Certification #: 10888

North Carolina Certification #: 42706

North Dakota Certification #: R-190

Oregon/TNI Certification #: PA200002

Pennsylvania/TNI Certification #: 65-00282

Puerto Rico Certification #: PA01457

Rhode Island Certification #: 65-00282

South Dakota Certification

Tennessee Certification #: TN2867

Texas/TNI Certification #: T104704188-14-8

Utah/TNI Certification #: PA014572015-5

USDA Soil Permit #: P330-14-00213

Vermont Dept. of Health: ID# VT-0282

Virgin Island/PADEP Certification

Virginia/VELAP Certification #: 460198

Washington Certification #: C868

West Virginia DEP Certification #: 143

West Virginia DHHR Certification #: 9964C

Wisconsin Certification

Wyoming Certification #: 8TMS-L

Kansas Certification IDs

9608 Loiret Boulevard, Lenexa, KS 66219

WY STR Certification #: 2456.01

Arkansas Certification #: 15-016-0

Illinois Certification #: 003097

Iowa Certification #: 118

Kansas/NELAP Certification #: E-10116

Louisiana Certification #: 03055

Nevada Certification #: KS000212008A

Oklahoma Certification #: 9205/9935

Texas Certification #: T104704407

Utah Certification #: KS00021

Kansas Field Laboratory Accreditation: # E-92587

REPORT OF LABORATORY ANALYSIS

This report shall not be reproduced, except in full,
without the written consent of Pace Analytical Services, Inc..

SAMPLE SUMMARY

Project: AMEREN LABADIE ENERGY CENTER

Pace Project No.: 60221462

Lab ID	Sample ID	Matrix	Date Collected	Date Received
60221462001	L-MW-26	Water	06/15/16 09:40	06/16/16 03:30
60221462002	L-TMW-1	Water	06/15/16 09:39	06/16/16 03:30
60221462003	L-TMW-2	Water	06/15/16 11:03	06/16/16 03:30
60221462004	L-TMW-3	Water	06/15/16 11:25	06/16/16 03:30
60221462005	L-UWL-DUP-1	Water	06/15/16 08:00	06/16/16 03:30
60221462006	L-UWL-FB-1	Water	06/15/16 11:25	06/16/16 03:30
60221462007	L-MW-26 MS	Water	06/15/16 09:40	06/16/16 03:30
60221462008	L-MW-26 MSD	Water	06/15/16 09:40	06/16/16 03:30

REPORT OF LABORATORY ANALYSIS

This report shall not be reproduced, except in full,
without the written consent of Pace Analytical Services, Inc..

SAMPLE ANALYTE COUNT

Project: AMEREN LABADIE ENERGY CENTER

Pace Project No.: 60221462

Lab ID	Sample ID	Method	Analysts	Analytes Reported	Laboratory
60221462001	L-MW-26	EPA 200.7	NDJ	8	PASI-K
		EPA 200.8	SMW	6	PASI-K
		EPA 7470	ZBM	1	PASI-K
		EPA 903.1	WRR	1	PASI-PA
		EPA 904.0	JLW	1	PASI-PA
		SM 2540C	HAC	1	PASI-K
		SM 4500-H+B	AGO	1	PASI-K
60221462002	L-TMW-1	EPA 300.0	OL	3	PASI-K
		EPA 200.7	NDJ	8	PASI-K
		EPA 200.8	SMW	6	PASI-K
		EPA 7470	ZBM	1	PASI-K
		EPA 903.1	WRR	1	PASI-PA
		EPA 904.0	JLW	1	PASI-PA
		SM 2540C	HAC	1	PASI-K
60221462003	L-TMW-2	SM 4500-H+B	AGO	1	PASI-K
		EPA 300.0	OL	3	PASI-K
		EPA 200.7	NDJ	8	PASI-K
		EPA 200.8	SMW	6	PASI-K
		EPA 7470	ZBM	1	PASI-K
		EPA 903.1	WRR	1	PASI-PA
		EPA 904.0	JLW	1	PASI-PA
60221462004	L-TMW-3	SM 2540C	HAC	1	PASI-K
		SM 4500-H+B	AGO	1	PASI-K
		EPA 300.0	OL	3	PASI-K
		EPA 200.7	NDJ	8	PASI-K
		EPA 200.8	SMW	6	PASI-K
		EPA 7470	ZBM	1	PASI-K
		EPA 903.1	WRR	1	PASI-PA
60221462005	L-UWL-DUP-1	EPA 904.0	JLW	1	PASI-PA
		SM 2540C	HAC	1	PASI-K
		EPA 904.0	JLW	1	PASI-PA
		EPA 300.0	OL	3	PASI-K
		EPA 200.7	NDJ	8	PASI-K
		EPA 200.8	SMW	6	PASI-K
		EPA 7470	ZBM	1	PASI-K

REPORT OF LABORATORY ANALYSIS

This report shall not be reproduced, except in full,
without the written consent of Pace Analytical Services, Inc..

SAMPLE ANALYTE COUNT

Project: AMEREN LABADIE ENERGY CENTER

Pace Project No.: 60221462

Lab ID	Sample ID	Method	Analysts	Analytes Reported	Laboratory
		SM 2540C	HAC	1	PASI-K
		SM 4500-H+B	AGO	1	PASI-K
		EPA 300.0	OL	3	PASI-K
60221462006	L-UWL-FB-1	EPA 200.7	NDJ	8	PASI-K
		EPA 200.8	SMW	6	PASI-K
		EPA 7470	ZBM	1	PASI-K
		EPA 903.1	WRR	1	PASI-PA
		EPA 904.0	JLW	1	PASI-PA
		SM 2540C	HAC	1	PASI-K
		SM 4500-H+B	AGO	1	PASI-K
		EPA 300.0	OL	3	PASI-K
60221462007	L-MW-26 MS	EPA 903.1	WRR	1	PASI-PA
		EPA 904.0	JLW	1	PASI-PA
60221462008	L-MW-26 MSD	EPA 903.1	WRR	1	PASI-PA
		EPA 904.0	JLW	1	PASI-PA

REPORT OF LABORATORY ANALYSIS

This report shall not be reproduced, except in full,
without the written consent of Pace Analytical Services, Inc..

ANALYTICAL RESULTS

Project: AMEREN LABADIE ENERGY CENTER

Pace Project No.: 60221462

Sample: L-MW-26 **Lab ID: 60221462001** Collected: 06/15/16 09:40 Received: 06/16/16 03:30 Matrix: Water

Parameters	Results	Units	PQL	MDL	DF	Prepared	Analyzed	CAS No.	Qual
200.7 Metals, Total		Analytical Method: EPA 200.7 Preparation Method: EPA 200.7							
Barium	203	ug/L	10.0	0.58	1	06/20/16 11:30	06/21/16 10:30	7440-39-3	
Beryllium	<0.26	ug/L	1.0	0.26	1	06/20/16 11:30	06/21/16 10:30	7440-41-7	
Boron	84.7J	ug/L	100	50.0	1	06/20/16 11:30	06/21/16 10:30	7440-42-8	
Calcium	140000	ug/L	100	8.1	1	06/20/16 11:30	06/21/16 10:30	7440-70-2	M1
Cobalt	<0.72	ug/L	5.0	0.72	1	06/20/16 11:30	06/21/16 10:30	7440-48-4	
Lead	<2.5	ug/L	5.0	2.5	1	06/20/16 11:30	06/21/16 10:30	7439-92-1	
Lithium	27.1	ug/L	10.0	4.9	1	06/20/16 11:30	06/21/16 10:30	7439-93-2	
Molybdenum	<0.52	ug/L	20.0	0.52	1	06/20/16 11:30	06/21/16 10:30	7439-98-7	
200.8 MET ICPMS		Analytical Method: EPA 200.8 Preparation Method: EPA 200.8							
Antimony	0.25J	ug/L	1.0	0.058	1	06/24/16 09:30	06/28/16 11:11	7440-36-0	B
Arsenic	0.51J	ug/L	1.0	0.10	1	06/24/16 09:30	06/28/16 11:11	7440-38-2	
Cadmium	0.044J	ug/L	0.50	0.029	1	06/24/16 09:30	06/28/16 11:11	7440-43-9	
Chromium	<0.34	ug/L	1.0	0.34	1	06/24/16 09:30	06/28/16 11:11	7440-47-3	
Selenium	1.9	ug/L	1.0	0.18	1	06/24/16 09:30	06/28/16 11:11	7782-49-2	
Thallium	0.51J	ug/L	1.0	0.50	1	06/24/16 09:30	06/28/16 11:11	7440-28-0	
7470 Mercury		Analytical Method: EPA 7470 Preparation Method: EPA 7470							
Mercury	<0.039	ug/L	0.20	0.039	1	06/22/16 10:05	06/22/16 15:39	7439-97-6	
2540C Total Dissolved Solids		Analytical Method: SM 2540C							
Total Dissolved Solids	506	mg/L	5.0	5.0	1		06/20/16 13:36		
4500H+ pH, Electrometric		Analytical Method: SM 4500-H+B							
pH at 25 Degrees C	7.9	Std. Units	0.10	0.10	1		06/20/16 10:55		H6
300.0 IC Anions 28 Days		Analytical Method: EPA 300.0							
Chloride	9.9	mg/L	1.0	0.50	1		06/25/16 20:44	16887-00-6	
Fluoride	0.18J	mg/L	0.20	0.073	1		06/25/16 20:44	16984-48-8	
Sulfate	29.5	mg/L	2.0	0.50	2		06/26/16 12:18	14808-79-8	

REPORT OF LABORATORY ANALYSIS

This report shall not be reproduced, except in full,
without the written consent of Pace Analytical Services, Inc..

ANALYTICAL RESULTS

Project: AMEREN LABADIE ENERGY CENTER

Pace Project No.: 60221462

Sample: L-TMW-1 **Lab ID: 60221462002** Collected: 06/15/16 09:39 Received: 06/16/16 03:30 Matrix: Water

Parameters	Results	Units	PQL	MDL	DF	Prepared	Analyzed	CAS No.	Qual
200.7 Metals, Total		Analytical Method: EPA 200.7 Preparation Method: EPA 200.7							
Barium	245	ug/L	10.0	0.58	1	06/20/16 11:30	06/21/16 10:37	7440-39-3	
Beryllium	<0.26	ug/L	1.0	0.26	1	06/20/16 11:30	06/21/16 10:37	7440-41-7	
Boron	83.6J	ug/L	100	50.0	1	06/20/16 11:30	06/21/16 10:37	7440-42-8	
Calcium	147000	ug/L	100	8.1	1	06/20/16 11:30	06/21/16 10:37	7440-70-2	
Cobalt	<0.72	ug/L	5.0	0.72	1	06/20/16 11:30	06/21/16 10:37	7440-48-4	
Lead	<2.5	ug/L	5.0	2.5	1	06/20/16 11:30	06/21/16 10:37	7439-92-1	
Lithium	32.9	ug/L	10.0	4.9	1	06/20/16 11:30	06/21/16 10:37	7439-93-2	
Molybdenum	1.8J	ug/L	20.0	0.52	1	06/20/16 11:30	06/21/16 10:37	7439-98-7	
200.8 MET ICPMS		Analytical Method: EPA 200.8 Preparation Method: EPA 200.8							
Antimony	0.19J	ug/L	1.0	0.058	1	06/24/16 09:30	06/28/16 11:24	7440-36-0	B
Arsenic	1.3	ug/L	1.0	0.10	1	06/24/16 09:30	06/28/16 11:24	7440-38-2	
Cadmium	<0.029	ug/L	0.50	0.029	1	06/24/16 09:30	06/28/16 11:24	7440-43-9	
Chromium	0.77J	ug/L	1.0	0.34	1	06/24/16 09:30	06/28/16 11:24	7440-47-3	
Selenium	1.4	ug/L	1.0	0.18	1	06/24/16 09:30	06/28/16 11:24	7782-49-2	
Thallium	<0.50	ug/L	1.0	0.50	1	06/24/16 09:30	06/28/16 11:24	7440-28-0	
7470 Mercury		Analytical Method: EPA 7470 Preparation Method: EPA 7470							
Mercury	<0.039	ug/L	0.20	0.039	1	06/22/16 10:05	06/22/16 15:51	7439-97-6	
2540C Total Dissolved Solids		Analytical Method: SM 2540C							
Total Dissolved Solids	622	mg/L	5.0	5.0	1		06/20/16 13:37		
4500H+ pH, Electrometric		Analytical Method: SM 4500-H+B							
pH at 25 Degrees C	7.2	Std. Units	0.10	0.10	1		06/20/16 10:55		H6
300.0 IC Anions 28 Days		Analytical Method: EPA 300.0							
Chloride	2.5	mg/L	1.0	0.50	1		06/25/16 21:43	16887-00-6	
Fluoride	0.21	mg/L	0.20	0.073	1		06/25/16 21:43	16984-48-8	
Sulfate	83.7	mg/L	5.0	1.2	5		06/26/16 12:46	14808-79-8	

REPORT OF LABORATORY ANALYSIS

This report shall not be reproduced, except in full,
without the written consent of Pace Analytical Services, Inc..

ANALYTICAL RESULTS

Project: AMEREN LABADIE ENERGY CENTER

Pace Project No.: 60221462

Sample: L-TMW-2 **Lab ID: 60221462003** Collected: 06/15/16 11:03 Received: 06/16/16 03:30 Matrix: Water

Parameters	Results	Units	PQL	MDL	DF	Prepared	Analyzed	CAS No.	Qual
200.7 Metals, Total		Analytical Method: EPA 200.7 Preparation Method: EPA 200.7							
Barium	202	ug/L	10.0	0.58	1	06/20/16 11:30	06/21/16 10:39	7440-39-3	
Beryllium	<0.26	ug/L	1.0	0.26	1	06/20/16 11:30	06/21/16 10:39	7440-41-7	
Boron	91.3J	ug/L	100	50.0	1	06/20/16 11:30	06/21/16 10:39	7440-42-8	
Calcium	175000	ug/L	100	8.1	1	06/20/16 11:30	06/21/16 10:39	7440-70-2	
Cobalt	1.6J	ug/L	5.0	0.72	1	06/20/16 11:30	06/21/16 10:39	7440-48-4	
Lead	<2.5	ug/L	5.0	2.5	1	06/20/16 11:30	06/21/16 10:39	7439-92-1	
Lithium	40.1	ug/L	10.0	4.9	1	06/20/16 11:30	06/21/16 10:39	7439-93-2	
Molybdenum	1.4J	ug/L	20.0	0.52	1	06/20/16 11:30	06/21/16 10:39	7439-98-7	
200.8 MET ICPMS		Analytical Method: EPA 200.8 Preparation Method: EPA 200.8							
Antimony	0.17J	ug/L	1.0	0.058	1	06/24/16 09:30	06/28/16 11:33	7440-36-0	B
Arsenic	1.3	ug/L	1.0	0.10	1	06/24/16 09:30	06/28/16 11:33	7440-38-2	
Cadmium	<0.029	ug/L	0.50	0.029	1	06/24/16 09:30	06/28/16 11:33	7440-43-9	
Chromium	<0.34	ug/L	1.0	0.34	1	06/24/16 09:30	06/28/16 11:33	7440-47-3	
Selenium	<0.18	ug/L	1.0	0.18	1	06/24/16 09:30	06/28/16 11:33	7782-49-2	
Thallium	<0.50	ug/L	1.0	0.50	1	06/24/16 09:30	06/28/16 11:33	7440-28-0	
7470 Mercury		Analytical Method: EPA 7470 Preparation Method: EPA 7470							
Mercury	<0.039	ug/L	0.20	0.039	1	06/22/16 10:05	06/22/16 15:53	7439-97-6	
2540C Total Dissolved Solids		Analytical Method: SM 2540C							
Total Dissolved Solids	681	mg/L	5.0	5.0	1		06/20/16 13:38		
4500H+ pH, Electrometric		Analytical Method: SM 4500-H+B							
pH at 25 Degrees C	7.2	Std. Units	0.10	0.10	1		06/20/16 10:55		H6
300.0 IC Anions 28 Days		Analytical Method: EPA 300.0							
Chloride	6.1	mg/L	1.0	0.50	1		06/25/16 21:57	16887-00-6	
Fluoride	0.20J	mg/L	0.20	0.073	1		06/25/16 21:57	16984-48-8	
Sulfate	78.7	mg/L	5.0	1.2	5		06/26/16 13:01	14808-79-8	

REPORT OF LABORATORY ANALYSIS

This report shall not be reproduced, except in full,
without the written consent of Pace Analytical Services, Inc..

ANALYTICAL RESULTS

Project: AMEREN LABADIE ENERGY CENTER

Pace Project No.: 60221462

Sample: L-TMW-3 **Lab ID: 60221462004** Collected: 06/15/16 11:25 Received: 06/16/16 03:30 Matrix: Water

Parameters	Results	Units	PQL	MDL	DF	Prepared	Analyzed	CAS No.	Qual
200.7 Metals, Total		Analytical Method: EPA 200.7 Preparation Method: EPA 200.7							
Barium	286	ug/L	10.0	0.58	1	06/20/16 11:30	06/21/16 10:41	7440-39-3	
Beryllium	<0.26	ug/L	1.0	0.26	1	06/20/16 11:30	06/21/16 10:41	7440-41-7	
Boron	107	ug/L	100	50.0	1	06/20/16 11:30	06/21/16 10:41	7440-42-8	
Calcium	173000	ug/L	100	8.1	1	06/20/16 11:30	06/21/16 10:41	7440-70-2	
Cobalt	2.6J	ug/L	5.0	0.72	1	06/20/16 11:30	06/21/16 10:41	7440-48-4	
Lead	2.6J	ug/L	5.0	2.5	1	06/20/16 11:30	06/21/16 10:41	7439-92-1	
Lithium	41.9	ug/L	10.0	4.9	1	06/20/16 11:30	06/21/16 10:41	7439-93-2	
Molybdenum	1.5J	ug/L	20.0	0.52	1	06/20/16 11:30	06/21/16 10:41	7439-98-7	
200.8 MET ICPMS		Analytical Method: EPA 200.8 Preparation Method: EPA 200.8							
Antimony	0.19J	ug/L	1.0	0.058	1	06/24/16 09:30	06/28/16 11:37	7440-36-0	B
Arsenic	4.6	ug/L	1.0	0.10	1	06/24/16 09:30	06/28/16 11:37	7440-38-2	
Cadmium	0.041J	ug/L	0.50	0.029	1	06/24/16 09:30	06/28/16 11:37	7440-43-9	
Chromium	<0.34	ug/L	1.0	0.34	1	06/24/16 09:30	06/28/16 11:37	7440-47-3	
Selenium	0.94J	ug/L	1.0	0.18	1	06/24/16 09:30	06/28/16 11:37	7782-49-2	
Thallium	<0.50	ug/L	1.0	0.50	1	06/24/16 09:30	06/28/16 11:37	7440-28-0	
7470 Mercury		Analytical Method: EPA 7470 Preparation Method: EPA 7470							
Mercury	<0.039	ug/L	0.20	0.039	1	06/22/16 10:05	06/22/16 15:55	7439-97-6	
2540C Total Dissolved Solids		Analytical Method: SM 2540C							
Total Dissolved Solids	683	mg/L	5.0	5.0	1		06/20/16 13:38		
4500H+ pH, Electrometric		Analytical Method: SM 4500-H+B							
pH at 25 Degrees C	7.2	Std. Units	0.10	0.10	1		06/20/16 10:55		H6
300.0 IC Anions 28 Days		Analytical Method: EPA 300.0							
Chloride	8.0	mg/L	1.0	0.50	1		06/25/16 22:12	16887-00-6	
Fluoride	0.15J	mg/L	0.20	0.073	1		06/25/16 22:12	16984-48-8	
Sulfate	71.8	mg/L	5.0	1.2	5		06/26/16 13:43	14808-79-8	

REPORT OF LABORATORY ANALYSIS

This report shall not be reproduced, except in full,
without the written consent of Pace Analytical Services, Inc..

ANALYTICAL RESULTS

Project: AMEREN LABADIE ENERGY CENTER

Pace Project No.: 60221462

Sample: L-UWL-DUP-1 **Lab ID:** 60221462005 Collected: 06/15/16 08:00 Received: 06/16/16 03:30 Matrix: Water

Parameters	Results	Units	PQL	MDL	DF	Prepared	Analyzed	CAS No.	Qual
200.7 Metals, Total		Analytical Method: EPA 200.7 Preparation Method: EPA 200.7							
Barium	242	ug/L	10.0	0.58	1	06/20/16 11:30	06/21/16 10:44	7440-39-3	
Beryllium	<0.26	ug/L	1.0	0.26	1	06/20/16 11:30	06/21/16 10:44	7440-41-7	
Boron	80.8J	ug/L	100	50.0	1	06/20/16 11:30	06/21/16 10:44	7440-42-8	
Calcium	145000	ug/L	100	8.1	1	06/20/16 11:30	06/21/16 10:44	7440-70-2	
Cobalt	<0.72	ug/L	5.0	0.72	1	06/20/16 11:30	06/21/16 10:44	7440-48-4	
Lead	<2.5	ug/L	5.0	2.5	1	06/20/16 11:30	06/21/16 10:44	7439-92-1	
Lithium	31.5	ug/L	10.0	4.9	1	06/20/16 11:30	06/21/16 10:44	7439-93-2	
Molybdenum	<0.52	ug/L	20.0	0.52	1	06/20/16 11:30	06/21/16 10:44	7439-98-7	
200.8 MET ICPMS		Analytical Method: EPA 200.8 Preparation Method: EPA 200.8							
Antimony	0.17J	ug/L	1.0	0.058	1	06/24/16 09:30	06/28/16 11:41	7440-36-0	B
Arsenic	1.3	ug/L	1.0	0.10	1	06/24/16 09:30	06/28/16 11:41	7440-38-2	
Cadmium	<0.029	ug/L	0.50	0.029	1	06/24/16 09:30	06/28/16 11:41	7440-43-9	
Chromium	<0.34	ug/L	1.0	0.34	1	06/24/16 09:30	06/28/16 11:41	7440-47-3	
Selenium	1.5	ug/L	1.0	0.18	1	06/24/16 09:30	06/28/16 11:41	7782-49-2	
Thallium	<0.50	ug/L	1.0	0.50	1	06/24/16 09:30	06/28/16 11:41	7440-28-0	
7470 Mercury		Analytical Method: EPA 7470 Preparation Method: EPA 7470							
Mercury	<0.039	ug/L	0.20	0.039	1	06/22/16 10:05	06/22/16 15:57	7439-97-6	
2540C Total Dissolved Solids		Analytical Method: SM 2540C							
Total Dissolved Solids	629	mg/L	5.0	5.0	1		06/20/16 13:39		
4500H+ pH, Electrometric		Analytical Method: SM 4500-H+B							
pH at 25 Degrees C	7.2	Std. Units	0.10	0.10	1		06/20/16 10:55		H6
300.0 IC Anions 28 Days		Analytical Method: EPA 300.0							
Chloride	2.5	mg/L	1.0	0.50	1		06/25/16 22:27	16887-00-6	
Fluoride	0.21	mg/L	0.20	0.073	1		06/25/16 22:27	16984-48-8	
Sulfate	85.3	mg/L	5.0	1.2	5		06/26/16 13:57	14808-79-8	

REPORT OF LABORATORY ANALYSIS

This report shall not be reproduced, except in full,
without the written consent of Pace Analytical Services, Inc..

ANALYTICAL RESULTS

Project: AMEREN LABADIE ENERGY CENTER

Pace Project No.: 60221462

Sample: L-UWL-FB-1 **Lab ID:** 60221462006 Collected: 06/15/16 11:25 Received: 06/16/16 03:30 Matrix: Water

Parameters	Results	Units	PQL	MDL	DF	Prepared	Analyzed	CAS No.	Qual
200.7 Metals, Total		Analytical Method: EPA 200.7 Preparation Method: EPA 200.7							
Barium	<0.58	ug/L	10.0	0.58	1	06/20/16 11:30	06/21/16 10:46	7440-39-3	
Beryllium	<0.26	ug/L	1.0	0.26	1	06/20/16 11:30	06/21/16 10:46	7440-41-7	
Boron	<50.0	ug/L	100	50.0	1	06/20/16 11:30	06/21/16 10:46	7440-42-8	
Calcium	14.3J	ug/L	100	8.1	1	06/20/16 11:30	06/21/16 10:46	7440-70-2	
Cobalt	<0.72	ug/L	5.0	0.72	1	06/20/16 11:30	06/21/16 10:46	7440-48-4	
Lead	<2.5	ug/L	5.0	2.5	1	06/20/16 11:30	06/21/16 10:46	7439-92-1	
Lithium	<4.9	ug/L	10.0	4.9	1	06/20/16 11:30	06/21/16 10:46	7439-93-2	
Molybdenum	<0.52	ug/L	20.0	0.52	1	06/20/16 11:30	06/21/16 10:46	7439-98-7	
200.8 MET ICPMS		Analytical Method: EPA 200.8 Preparation Method: EPA 200.8							
Antimony	0.12J	ug/L	1.0	0.058	1	06/24/16 09:30	06/28/16 11:55	7440-36-0	B
Arsenic	<0.10	ug/L	1.0	0.10	1	06/24/16 09:30	06/28/16 11:55	7440-38-2	
Cadmium	<0.029	ug/L	0.50	0.029	1	06/24/16 09:30	06/28/16 11:55	7440-43-9	
Chromium	<0.34	ug/L	1.0	0.34	1	06/24/16 09:30	06/28/16 11:55	7440-47-3	
Selenium	<0.18	ug/L	1.0	0.18	1	06/24/16 09:30	06/28/16 11:55	7782-49-2	
Thallium	<0.50	ug/L	1.0	0.50	1	06/24/16 09:30	06/28/16 11:55	7440-28-0	
7470 Mercury		Analytical Method: EPA 7470 Preparation Method: EPA 7470							
Mercury	<0.039	ug/L	0.20	0.039	1	06/22/16 10:05	06/22/16 16:00	7439-97-6	
2540C Total Dissolved Solids		Analytical Method: SM 2540C							
Total Dissolved Solids	<5.0	mg/L	5.0	5.0	1		06/20/16 13:40		
4500H+ pH, Electrometric		Analytical Method: SM 4500-H+B							
pH at 25 Degrees C	6.0	Std. Units	0.10	0.10	1		06/20/16 10:55		H6
300.0 IC Anions 28 Days		Analytical Method: EPA 300.0							
Chloride	<0.50	mg/L	1.0	0.50	1		06/25/16 22:41	16887-00-6	
Fluoride	<0.073	mg/L	0.20	0.073	1		06/25/16 22:41	16984-48-8	
Sulfate	0.93J	mg/L	1.0	0.25	1		06/25/16 22:41	14808-79-8	

REPORT OF LABORATORY ANALYSIS

This report shall not be reproduced, except in full,
without the written consent of Pace Analytical Services, Inc..

QUALITY CONTROL DATA

Project: AMEREN LABADIE ENERGY CENTER

Pace Project No.: 60221462

QC Batch: MERP/10734

Analysis Method: EPA 7470

QC Batch Method: EPA 7470

Analysis Description: 7470 Mercury

Associated Lab Samples: 60221462001, 60221462002, 60221462003, 60221462004, 60221462005, 60221462006

METHOD BLANK: 1780282

Matrix: Water

Associated Lab Samples: 60221462001, 60221462002, 60221462003, 60221462004, 60221462005, 60221462006

Parameter	Units	Blank Result	Reporting Limit	MDL	Analyzed	Qualifiers
Mercury	ug/L	0.095J	0.20	0.039	06/22/16 14:55	

LABORATORY CONTROL SAMPLE: 1780283

Parameter	Units	Spike Conc.	LCS Result	LCS % Rec	% Rec Limits	Qualifiers
Mercury	ug/L	5	5.2	104	80-120	

MATRIX SPIKE & MATRIX SPIKE DUPLICATE: 1780284 1780285

Parameter	Units	60221328001 Result	MS	MSD	MS Result	MSD Result	MS % Rec	MSD % Rec	% Rec Limits	RPD	Max RPD	Qual
			Spike Conc.	Spike Conc.								
Mercury	ug/L	<0.039	5	5	5.2	4.8	103	97	75-125	6	20	

MATRIX SPIKE & MATRIX SPIKE DUPLICATE: 1780286 1780287

Parameter	Units	60221462001 Result	MS	MSD	MS Result	MSD Result	MS % Rec	MSD % Rec	% Rec Limits	RPD	Max RPD	Qual
			Spike Conc.	Spike Conc.								
Mercury	ug/L	<0.039	5	5	5.0	5.0	100	100	75-125	0	20	

Results presented on this page are in the units indicated by the "Units" column except where an alternate unit is presented to the right of the result.

REPORT OF LABORATORY ANALYSIS

This report shall not be reproduced, except in full,
without the written consent of Pace Analytical Services, Inc..

QUALITY CONTROL DATA

Project: AMEREN LABADIE ENERGY CENTER

Pace Project No.: 60221462

QC Batch: MPRP/36397

Analysis Method: EPA 200.7

QC Batch Method: EPA 200.7

Analysis Description: 200.7 Metals, Total

Associated Lab Samples: 60221462001, 60221462002, 60221462003, 60221462004, 60221462005, 60221462006

METHOD BLANK: 1779239

Matrix: Water

Associated Lab Samples: 60221462001, 60221462002, 60221462003, 60221462004, 60221462005, 60221462006

Parameter	Units	Blank Result	Reporting Limit	MDL	Analyzed	Qualifiers
Barium	ug/L	<0.58	10.0	0.58	06/21/16 10:01	
Beryllium	ug/L	<0.26	1.0	0.26	06/21/16 10:01	
Boron	ug/L	<50.0	100	50.0	06/21/16 10:01	
Calcium	ug/L	<8.1	100	8.1	06/21/16 10:01	
Cobalt	ug/L	<0.72	5.0	0.72	06/21/16 10:01	
Lead	ug/L	<2.5	5.0	2.5	06/21/16 10:01	
Lithium	ug/L	<4.9	10.0	4.9	06/21/16 10:01	
Molybdenum	ug/L	<0.52	20.0	0.52	06/21/16 10:01	

LABORATORY CONTROL SAMPLE: 1779240

Parameter	Units	Spike Conc.	LCS Result	LCS % Rec	% Rec Limits	Qualifiers
Barium	ug/L	1000	990	99	85-115	
Beryllium	ug/L	1000	995	100	85-115	
Boron	ug/L	1000	967	97	85-115	
Calcium	ug/L	10000	9900	99	85-115	
Cobalt	ug/L	1000	1010	101	85-115	
Lead	ug/L	1000	1020	102	85-115	
Lithium	ug/L	1000	973	97	85-115	
Molybdenum	ug/L	1000	1040	104	85-115	

MATRIX SPIKE SAMPLE: 1779241

Parameter	Units	60221275002 Result	Spike Conc.	MS Result	MS % Rec	% Rec Limits	Qualifiers
Barium	ug/L	132	1000	1130	100	70-130	
Beryllium	ug/L	ND	1000	1020	102	70-130	
Boron	ug/L	104	1000	1120	102	70-130	
Calcium	ug/L	76200	10000	85800	96	70-130	
Cobalt	ug/L	ND	1000	982	98	70-130	
Lead	ug/L	ND	1000	963	96	70-130	
Lithium	ug/L	12.9	1000	1020	101	70-130	
Molybdenum	ug/L	ND	1000	1050	105	70-130	

MATRIX SPIKE SAMPLE: 1779242

Parameter	Units	60221462001 Result	Spike Conc.	MS Result	MS % Rec	% Rec Limits	Qualifiers
Barium	ug/L	203	1000	1210	100	70-130	

Results presented on this page are in the units indicated by the "Units" column except where an alternate unit is presented to the right of the result.

REPORT OF LABORATORY ANALYSIS

This report shall not be reproduced, except in full,
without the written consent of Pace Analytical Services, Inc..

QUALITY CONTROL DATA

Project: AMEREN LABADIE ENERGY CENTER

Pace Project No.: 60221462

MATRIX SPIKE SAMPLE: 1779242		60221462001	Spike	MS	MS	% Rec	
Parameter	Units	Result	Conc.	Result	% Rec	Limits	Qualifiers
Beryllium	ug/L	<0.26	1000	1010	101	70-130	
Boron	ug/L	84.7J	1000	1080	100	70-130	
Calcium	ug/L	140000	10000	145000	48	70-130	M1
Cobalt	ug/L	<0.72	1000	986	99	70-130	
Lead	ug/L	<2.5	1000	983	98	70-130	
Lithium	ug/L	27.1	1000	1030	101	70-130	
Molybdenum	ug/L	<0.52	1000	1050	105	70-130	

Results presented on this page are in the units indicated by the "Units" column except where an alternate unit is presented to the right of the result.

REPORT OF LABORATORY ANALYSIS

This report shall not be reproduced, except in full,
without the written consent of Pace Analytical Services, Inc..

QUALITY CONTROL DATA

Project: AMEREN LABADIE ENERGY CENTER

Pace Project No.: 60221462

QC Batch: MPRP/36444 Analysis Method: EPA 200.8
 QC Batch Method: EPA 200.8 Analysis Description: 200.8 MET
 Associated Lab Samples: 60221462001, 60221462002, 60221462003, 60221462004, 60221462005, 60221462006

METHOD BLANK: 1782192 Matrix: Water
 Associated Lab Samples: 60221462001, 60221462002, 60221462003, 60221462004, 60221462005, 60221462006

Parameter	Units	Blank Result	Reporting Limit	MDL	Analyzed	Qualifiers
Antimony	ug/L	0.12J	1.0	0.058	06/28/16 11:02	
Arsenic	ug/L	<0.10	1.0	0.10	06/28/16 11:02	
Cadmium	ug/L	<0.029	0.50	0.029	06/28/16 11:02	
Chromium	ug/L	<0.34	1.0	0.34	06/28/16 11:02	
Selenium	ug/L	<0.18	1.0	0.18	06/28/16 11:02	
Thallium	ug/L	<0.50	1.0	0.50	06/28/16 11:02	

LABORATORY CONTROL SAMPLE: 1782193

Parameter	Units	Spike Conc.	LCS Result	LCS % Rec	% Rec Limits	Qualifiers
Antimony	ug/L	40	41.8	104	85-115	
Arsenic	ug/L	40	42.1	105	85-115	
Cadmium	ug/L	40	42.2	106	85-115	
Chromium	ug/L	40	41.5	104	85-115	
Selenium	ug/L	40	43.2	108	85-115	
Thallium	ug/L	40	38.4	96	85-115	

MATRIX SPIKE & MATRIX SPIKE DUPLICATE: 1782195 1782196

Parameter	Units	60221462001		60221462002		MS Result	MSD Result	MS % Rec	MSD % Rec	% Rec Limits	Max RPD	Qual
		MS Spike Conc.	MSD Spike Conc.	MS Result	MSD Result							
Antimony	ug/L	0.25J	40	40	41.9	41.7	104	104	70-130	1	20	
Arsenic	ug/L	0.51J	40	40	42.6	42.6	105	105	70-130	0	20	
Cadmium	ug/L	0.044J	40	40	40.9	40.9	102	102	70-130	0	20	
Chromium	ug/L	<0.34	40	40	40.9	40.2	102	100	70-130	2	20	
Selenium	ug/L	1.9	40	40	43.2	42.9	103	103	70-130	1	20	
Thallium	ug/L	0.51J	40	40	40.6	40.3	100	100	70-130	1	20	

MATRIX SPIKE SAMPLE: 1782197

Parameter	Units	60221462002 Result	Spike Conc.	MS Result	MS % Rec	% Rec Limits	Qualifiers
Antimony	ug/L	0.19J	40	41.5	103	70-130	
Arsenic	ug/L	1.3	40	43.4	105	70-130	
Cadmium	ug/L	<0.029	40	40.4	101	70-130	
Chromium	ug/L	0.77J	40	41.0	100	70-130	
Selenium	ug/L	1.4	40	42.1	102	70-130	
Thallium	ug/L	<0.50	40	40.7	102	70-130	

Results presented on this page are in the units indicated by the "Units" column except where an alternate unit is presented to the right of the result.

REPORT OF LABORATORY ANALYSIS

This report shall not be reproduced, except in full,
without the written consent of Pace Analytical Services, Inc..

QUALITY CONTROL DATA

Project: AMEREN LABADIE ENERGY CENTER

Pace Project No.: 60221462

QC Batch: WET/62493

Analysis Method: SM 2540C

QC Batch Method: SM 2540C

Analysis Description: 2540C Total Dissolved Solids

Associated Lab Samples: 60221462001, 60221462002, 60221462003, 60221462004, 60221462005, 60221462006

METHOD BLANK: 1779160

Matrix: Water

Associated Lab Samples: 60221462001, 60221462002, 60221462003, 60221462004, 60221462005, 60221462006

Parameter	Units	Blank Result	Reporting Limit	MDL	Analyzed	Qualifiers
Total Dissolved Solids	mg/L	<5.0	5.0	5.0	06/20/16 13:28	

LABORATORY CONTROL SAMPLE: 1779161

Parameter	Units	Spike Conc.	LCS Result	LCS % Rec	% Rec Limits	Qualifiers
Total Dissolved Solids	mg/L	1000	986	99	80-120	

SAMPLE DUPLICATE: 1779162

Parameter	Units	60221624001 Result	Dup Result	RPD	Max RPD	Qualifiers
Total Dissolved Solids	mg/L	1090	1100	0	10	

SAMPLE DUPLICATE: 1779163

Parameter	Units	60221462001 Result	Dup Result	RPD	Max RPD	Qualifiers
Total Dissolved Solids	mg/L	506	502	1	10	

Results presented on this page are in the units indicated by the "Units" column except where an alternate unit is presented to the right of the result.

REPORT OF LABORATORY ANALYSIS

This report shall not be reproduced, except in full,
without the written consent of Pace Analytical Services, Inc..

QUALITY CONTROL DATA

Project: AMEREN LABADIE ENERGY CENTER

Pace Project No.: 60221462

QC Batch: WET/62483 Analysis Method: SM 4500-H+B

QC Batch Method: SM 4500-H+B Analysis Description: 4500H+B pH

Associated Lab Samples: 60221462001, 60221462002, 60221462003, 60221462004, 60221462005, 60221462006

SAMPLE DUPLICATE: 1779090

Parameter	Units	60221462001 Result	Dup Result	RPD	Max RPD	Qualifiers
pH at 25 Degrees C	Std. Units	7.9	7.8	1	5	H6

Results presented on this page are in the units indicated by the "Units" column except where an alternate unit is presented to the right of the result.

REPORT OF LABORATORY ANALYSIS

This report shall not be reproduced, except in full,
without the written consent of Pace Analytical Services, Inc..

QUALITY CONTROL DATA

Project: AMEREN LABADIE ENERGY CENTER

Pace Project No.: 60221462

QC Batch: WETA/40259 Analysis Method: EPA 300.0
 QC Batch Method: EPA 300.0 Analysis Description: 300.0 IC Anions
 Associated Lab Samples: 60221462001, 60221462002, 60221462003, 60221462004, 60221462005, 60221462006

METHOD BLANK: 1782963 Matrix: Water
 Associated Lab Samples: 60221462001, 60221462002, 60221462003, 60221462004, 60221462005, 60221462006

Parameter	Units	Blank Result	Reporting Limit	MDL	Analyzed	Qualifiers
Chloride	mg/L	<0.50	1.0	0.50	06/25/16 17:33	
Fluoride	mg/L	<0.073	0.20	0.073	06/25/16 17:33	
Sulfate	mg/L	<0.25	1.0	0.25	06/25/16 17:33	

LABORATORY CONTROL SAMPLE: 1782964

Parameter	Units	Spike Conc.	LCS Result	LCS % Rec	% Rec Limits	Qualifiers
Chloride	mg/L	5	4.7	95	90-110	
Fluoride	mg/L	2.5	2.4	97	90-110	
Sulfate	mg/L	5	4.9	97	90-110	

MATRIX SPIKE & MATRIX SPIKE DUPLICATE: 1782965 1782966

Parameter	Units	60221675002		MS		MSD		MS		MSD		% Rec Limits	Max RPD	Qual
		Result	Conc.	Spike Conc.	Conc.	Result	Result	% Rec	% Rec					
Chloride	mg/L	4.2				51.0	50.9						0	15
Fluoride	mg/L	ND		25	25	24.4	24.0	94	93	80-120			2	15
Sulfate	mg/L	97.2		50	50	145	145	95	96	80-120			0	15

MATRIX SPIKE SAMPLE: 1782967

Parameter	Units	60221462001 Result	Spike Conc.	MS Result	MS % Rec	% Rec Limits	Qualifiers
Chloride	mg/L	9.9	5	14.6	94	80-120	
Fluoride	mg/L	0.18J	2.5	2.6	95	80-120	

Results presented on this page are in the units indicated by the "Units" column except where an alternate unit is presented to the right of the result.

REPORT OF LABORATORY ANALYSIS

This report shall not be reproduced, except in full,
without the written consent of Pace Analytical Services, Inc..

ANALYTICAL RESULTS - RADIOCHEMISTRY

Project: AMEREN LABADIE ENERGY CENTER

Pace Project No.: 60221462

Sample: L-MW-26 **Lab ID: 60221462001** Collected: 06/15/16 09:40 Received: 06/16/16 03:30 Matrix: Water
PWS: Site ID: Sample Type:

Parameters	Method	Act ± Unc (MDC) Carr Trac	Units	Analyzed	CAS No.	Qual
Radium-226	EPA 903.1	0.000 ± 0.402 (0.824) C:NA T:91%	pCi/L	07/07/16 21:10	13982-63-3	
Radium-228	EPA 904.0	0.368 ± 0.386 (0.802) C:75% T:89%	pCi/L	07/06/16 16:21	15262-20-1	

REPORT OF LABORATORY ANALYSIS

This report shall not be reproduced, except in full,
without the written consent of Pace Analytical Services, Inc..

ANALYTICAL RESULTS - RADIOCHEMISTRY

Project: AMEREN LABADIE ENERGY CENTER

Pace Project No.: 60221462

Sample: L-TMW-1 **Lab ID: 60221462002** Collected: 06/15/16 09:39 Received: 06/16/16 03:30 Matrix: Water
PWS: Site ID: Sample Type:

Parameters	Method	Act ± Unc (MDC) Carr Trac	Units	Analyzed	CAS No.	Qual
Radium-226	EPA 903.1	0.186 ± 0.438 (0.812) C:NA T:87%	pCi/L	07/07/16 21:41	13982-63-3	
Radium-228	EPA 904.0	0.495 ± 0.465 (0.953) C:68% T:79%	pCi/L	07/06/16 16:21	15262-20-1	

REPORT OF LABORATORY ANALYSIS

This report shall not be reproduced, except in full,
without the written consent of Pace Analytical Services, Inc..

ANALYTICAL RESULTS - RADIOCHEMISTRY

Project: AMEREN LABADIE ENERGY CENTER

Pace Project No.: 60221462

Sample: L-TMW-2 **Lab ID: 60221462003** Collected: 06/15/16 11:03 Received: 06/16/16 03:30 Matrix: Water
PWS: Site ID: Sample Type:

Parameters	Method	Act ± Unc (MDC) Carr Trac	Units	Analyzed	CAS No.	Qual
Radium-226	EPA 903.1	0.225 ± 0.412 (0.736) C:NA T:93%	pCi/L	07/07/16 21:30	13982-63-3	
Radium-228	EPA 904.0	0.920 ± 0.519 (0.941) C:68% T:78%	pCi/L	07/06/16 16:22	15262-20-1	

REPORT OF LABORATORY ANALYSIS

This report shall not be reproduced, except in full,
without the written consent of Pace Analytical Services, Inc..

ANALYTICAL RESULTS - RADIOCHEMISTRY

Project: AMEREN LABADIE ENERGY CENTER

Pace Project No.: 60221462

Sample: L-TMW-3 **Lab ID: 60221462004** Collected: 06/15/16 11:25 Received: 06/16/16 03:30 Matrix: Water
PWS: Site ID: Sample Type:

Parameters	Method	Act ± Unc (MDC) Carr Trac	Units	Analyzed	CAS No.	Qual
Radium-226	EPA 903.1	0.0324 ± 0.229 (0.389) C:NA T:86%	pCi/L	07/07/16 21:53	13982-63-3	
Radium-228	EPA 904.0	0.136 ± 0.387 (0.867) C:72% T:81%	pCi/L	07/06/16 16:22	15262-20-1	

REPORT OF LABORATORY ANALYSIS

This report shall not be reproduced, except in full,
without the written consent of Pace Analytical Services, Inc..

ANALYTICAL RESULTS - RADIOCHEMISTRY

Project: AMEREN LABADIE ENERGY CENTER

Pace Project No.: 60221462

Sample: L-UWL-DUP-1 **Lab ID: 60221462005** Collected: 06/15/16 08:00 Received: 06/16/16 03:30 Matrix: Water
PWS: Site ID: Sample Type:

Parameters	Method	Act ± Unc (MDC) Carr Trac	Units	Analyzed	CAS No.	Qual
Radium-226	EPA 903.1	0.0591 ± 0.307 (0.636) C:NA T:89%	pCi/L	07/07/16 21:51	13982-63-3	
Radium-228	EPA 904.0	0.154 ± 0.390 (0.870) C:72% T:80%	pCi/L	07/06/16 16:22	15262-20-1	

REPORT OF LABORATORY ANALYSIS

This report shall not be reproduced, except in full,
without the written consent of Pace Analytical Services, Inc..

ANALYTICAL RESULTS - RADIOCHEMISTRY

Project: AMEREN LABADIE ENERGY CENTER

Pace Project No.: 60221462

Sample: L-UWL-FB-1 **Lab ID: 60221462006** Collected: 06/15/16 11:25 Received: 06/16/16 03:30 Matrix: Water
PWS: Site ID: Sample Type:

Parameters	Method	Act ± Unc (MDC) Carr Trac	Units	Analyzed	CAS No.	Qual
Radium-226	EPA 903.1	0.000 ± 0.282 (0.633) C:NA T:85%	pCi/L	07/07/16 21:27	13982-63-3	
Radium-228	EPA 904.0	-0.0638 ± 0.402 (0.951) C:69% T:74%	pCi/L	07/06/16 16:22	15262-20-1	

REPORT OF LABORATORY ANALYSIS

This report shall not be reproduced, except in full,
without the written consent of Pace Analytical Services, Inc..

ANALYTICAL RESULTS - RADIOCHEMISTRY

Project: AMEREN LABADIE ENERGY CENTER

Pace Project No.: 60221462

Sample: L-MW-26 MS **Lab ID: 60221462007** Collected: 06/15/16 09:40 Received: 06/16/16 03:30 Matrix: Water
PWS: Site ID: Sample Type:

Parameters	Method	Act ± Unc (MDC) Carr Trac	Units	Analyzed	CAS No.	Qual
Radium-226	EPA 903.1	107 %REC ± NA (NA) C:NA T:NA	pCi/L	07/07/16 21:40	13982-63-3	
Radium-228	EPA 904.0	91.7 %REC +/- NA (NA) C:NA T:NA	pCi/L	07/06/16 16:23	15262-20-1	

REPORT OF LABORATORY ANALYSIS

This report shall not be reproduced, except in full,
without the written consent of Pace Analytical Services, Inc..

ANALYTICAL RESULTS - RADIOCHEMISTRY

Project: AMEREN LABADIE ENERGY CENTER

Pace Project No.: 60221462

Sample: L-MW-26 MSD **Lab ID: 60221462008** Collected: 06/15/16 09:40 Received: 06/16/16 03:30 Matrix: Water
PWS: Site ID: Sample Type:

Parameters	Method	Act ± Unc (MDC) Carr Trac	Units	Analyzed	CAS No.	Qual
Radium-226	EPA 903.1	95.2 %REC 12.0 RPD ± NA (NA) C:NA T:NA	pCi/L	07/07/16 21:51	13982-63-3	
Radium-228	EPA 904.0	114 %REC 21.8 RPD +/- NA (NA) C:NA T:NA	pCi/L	07/06/16 16:23	15262-20-1	

REPORT OF LABORATORY ANALYSIS

This report shall not be reproduced, except in full,
without the written consent of Pace Analytical Services, Inc..

QUALITY CONTROL - RADIOCHEMISTRY

Project: AMEREN LABADIE ENERGY CENTER

Pace Project No.: 60221462

QC Batch:	RADC/30065	Analysis Method:	EPA 904.0
QC Batch Method:	EPA 904.0	Analysis Description:	904.0 Radium 228
Associated Lab Samples:	60221462001, 60221462002, 60221462003, 60221462004, 60221462005, 60221462006, 60221462007, 60221462008		

METHOD BLANK: 1096978 Matrix: Water

Associated Lab Samples:

Parameter	Act ± Unc (MDC) Carr Trac	Units	Analyzed	Qualifiers
Radium-228	0.182 ± 0.368 (0.812) C:64% T:77%	pCi/L	07/06/16 16:21	

Results presented on this page are in the units indicated by the "Units" column except where an alternate unit is presented to the right of the result.

REPORT OF LABORATORY ANALYSIS

This report shall not be reproduced, except in full,
without the written consent of Pace Analytical Services, Inc..

QUALITY CONTROL - RADIOCHEMISTRY

Project: AMEREN LABADIE ENERGY CENTER

Pace Project No.: 60221462

QC Batch:	RADC/30043	Analysis Method:	EPA 903.1
QC Batch Method:	EPA 903.1	Analysis Description:	903.1 Radium-226
Associated Lab Samples:	60221462001, 60221462002, 60221462003, 60221462004, 60221462005, 60221462006, 60221462007, 60221462008		

METHOD BLANK: 1096899 Matrix: Water

Associated Lab Samples:

Parameter	Act ± Unc (MDC) Carr Trac	Units	Analyzed	Qualifiers
Radium-226	3.43 ± 3.49 (4.55) C:NA T:5%	pCi/L	07/07/16 21:30	1e

Results presented on this page are in the units indicated by the "Units" column except where an alternate unit is presented to the right of the result.

REPORT OF LABORATORY ANALYSIS

This report shall not be reproduced, except in full,
without the written consent of Pace Analytical Services, Inc..

QUALIFIERS

Project: AMEREN LABADIE ENERGY CENTER

Pace Project No.: 60221462

DEFINITIONS

DF - Dilution Factor, if reported, represents the factor applied to the reported data due to dilution of the sample aliquot.

ND - Not Detected at or above adjusted reporting limit.

J - Estimated concentration above the adjusted method detection limit and below the adjusted reporting limit.

MDL - Adjusted Method Detection Limit.

PQL - Practical Quantitation Limit.

RL - Reporting Limit.

S - Surrogate

1,2-Diphenylhydrazine decomposes to and cannot be separated from Azobenzene using Method 8270. The result for each analyte is a combined concentration.

Consistent with EPA guidelines, unrounded data are displayed and have been used to calculate % recovery and RPD values.

LCS(D) - Laboratory Control Sample (Duplicate)

MS(D) - Matrix Spike (Duplicate)

DUP - Sample Duplicate

RPD - Relative Percent Difference

NC - Not Calculable.

SG - Silica Gel - Clean-Up

U - Indicates the compound was analyzed for, but not detected.

N-Nitrosodiphenylamine decomposes and cannot be separated from Diphenylamine using Method 8270. The result reported for each analyte is a combined concentration.

Act - Activity

Unc - Uncertainty: SDWA = 1.96 sigma count uncertainty, all other matrices = Expanded Uncertainty (95% confidence interval).

Gamma Spec = Expanded Uncertainty (95.4% Confidence Interval)

(MDC) - Minimum Detectable Concentration

Trac - Tracer Recovery (%)

Carr - Carrier Recovery (%)

Pace Analytical is TNI accredited. Contact your Pace PM for the current list of accredited analytes.

TNI - The NELAC Institute.

LABORATORIES

PASI-K Pace Analytical Services - Kansas City

PASI-PA Pace Analytical Services - Greensburg

ANALYTE QUALIFIERS

1e The Ra-226 Method Blank had zero tracer yield. Further analysis indicated there was no measurable barium in the sample. In order to generate a result, a minimum tracer yield of 5% was used in the calculations. All sample results were below the RL of 1.0 pCi/L and had normal tracer yields indicating the problem was isolated to the MB. The MB MDC and activity appear elevated due to the low yield.

B Analyte was detected in the associated method blank.

H6 Analysis initiated outside of the 15 minute EPA required holding time.

M1 Matrix spike recovery exceeded QC limits. Batch accepted based on laboratory control sample (LCS) recovery.

REPORT OF LABORATORY ANALYSIS

This report shall not be reproduced, except in full,
without the written consent of Pace Analytical Services, Inc..

QUALITY CONTROL DATA CROSS REFERENCE TABLE

Project: AMEREN LABADIE ENERGY CENTER

Pace Project No.: 60221462

Lab ID	Sample ID	QC Batch Method	QC Batch	Analytical Method	Analytical Batch
60221462001	L-MW-26	EPA 200.7	MPRP/36397	EPA 200.7	ICP/26530
60221462002	L-TMW-1	EPA 200.7	MPRP/36397	EPA 200.7	ICP/26530
60221462003	L-TMW-2	EPA 200.7	MPRP/36397	EPA 200.7	ICP/26530
60221462004	L-TMW-3	EPA 200.7	MPRP/36397	EPA 200.7	ICP/26530
60221462005	L-UWL-DUP-1	EPA 200.7	MPRP/36397	EPA 200.7	ICP/26530
60221462006	L-UWL-FB-1	EPA 200.7	MPRP/36397	EPA 200.7	ICP/26530
60221462001	L-MW-26	EPA 200.8	MPRP/36444	EPA 200.8	ICPM/4337
60221462002	L-TMW-1	EPA 200.8	MPRP/36444	EPA 200.8	ICPM/4337
60221462003	L-TMW-2	EPA 200.8	MPRP/36444	EPA 200.8	ICPM/4337
60221462004	L-TMW-3	EPA 200.8	MPRP/36444	EPA 200.8	ICPM/4337
60221462005	L-UWL-DUP-1	EPA 200.8	MPRP/36444	EPA 200.8	ICPM/4337
60221462006	L-UWL-FB-1	EPA 200.8	MPRP/36444	EPA 200.8	ICPM/4337
60221462001	L-MW-26	EPA 7470	MERP/10734	EPA 7470	MERC/10681
60221462002	L-TMW-1	EPA 7470	MERP/10734	EPA 7470	MERC/10681
60221462003	L-TMW-2	EPA 7470	MERP/10734	EPA 7470	MERC/10681
60221462004	L-TMW-3	EPA 7470	MERP/10734	EPA 7470	MERC/10681
60221462005	L-UWL-DUP-1	EPA 7470	MERP/10734	EPA 7470	MERC/10681
60221462006	L-UWL-FB-1	EPA 7470	MERP/10734	EPA 7470	MERC/10681
60221462001	L-MW-26	EPA 903.1	RADC/30043		
60221462002	L-TMW-1	EPA 903.1	RADC/30043		
60221462003	L-TMW-2	EPA 903.1	RADC/30043		
60221462004	L-TMW-3	EPA 903.1	RADC/30043		
60221462005	L-UWL-DUP-1	EPA 903.1	RADC/30043		
60221462006	L-UWL-FB-1	EPA 903.1	RADC/30043		
60221462007	L-MW-26 MS	EPA 903.1	RADC/30043		
60221462008	L-MW-26 MSD	EPA 903.1	RADC/30043		
60221462001	L-MW-26	EPA 904.0	RADC/30065		
60221462002	L-TMW-1	EPA 904.0	RADC/30065		
60221462003	L-TMW-2	EPA 904.0	RADC/30065		
60221462004	L-TMW-3	EPA 904.0	RADC/30065		
60221462005	L-UWL-DUP-1	EPA 904.0	RADC/30065		
60221462006	L-UWL-FB-1	EPA 904.0	RADC/30065		
60221462007	L-MW-26 MS	EPA 904.0	RADC/30065		
60221462008	L-MW-26 MSD	EPA 904.0	RADC/30065		
60221462001	L-MW-26	SM 2540C	WET/62493		
60221462002	L-TMW-1	SM 2540C	WET/62493		
60221462003	L-TMW-2	SM 2540C	WET/62493		
60221462004	L-TMW-3	SM 2540C	WET/62493		
60221462005	L-UWL-DUP-1	SM 2540C	WET/62493		
60221462006	L-UWL-FB-1	SM 2540C	WET/62493		
60221462001	L-MW-26	SM 4500-H+B	WET/62483		
60221462002	L-TMW-1	SM 4500-H+B	WET/62483		
60221462003	L-TMW-2	SM 4500-H+B	WET/62483		
60221462004	L-TMW-3	SM 4500-H+B	WET/62483		
60221462005	L-UWL-DUP-1	SM 4500-H+B	WET/62483		
60221462006	L-UWL-FB-1	SM 4500-H+B	WET/62483		

REPORT OF LABORATORY ANALYSIS

This report shall not be reproduced, except in full,
without the written consent of Pace Analytical Services, Inc..

QUALITY CONTROL DATA CROSS REFERENCE TABLE

Project: AMEREN LABADIE ENERGY CENTER

Pace Project No.: 60221462

Lab ID	Sample ID	QC Batch Method	QC Batch	Analytical Method	Analytical Batch
60221462001	L-MW-26	EPA 300.0	WETA/40259		
60221462001	L-MW-26	EPA 300.0	WETA/40272		
60221462002	L-TMW-1	EPA 300.0	WETA/40259		
60221462002	L-TMW-1	EPA 300.0	WETA/40272		
60221462003	L-TMW-2	EPA 300.0	WETA/40259		
60221462003	L-TMW-2	EPA 300.0	WETA/40272		
60221462004	L-TMW-3	EPA 300.0	WETA/40259		
60221462004	L-TMW-3	EPA 300.0	WETA/40272		
60221462005	L-UWL-DUP-1	EPA 300.0	WETA/40259		
60221462005	L-UWL-DUP-1	EPA 300.0	WETA/40272		
60221462006	L-UWL-FB-1	EPA 300.0	WETA/40259		

REPORT OF LABORATORY ANALYSIS

This report shall not be reproduced, except in full,
without the written consent of Pace Analytical Services, Inc..



Sample Condition Upon Receipt

WO#: 60221462



60221462

Client Name: Golden

Courier: FedEx UPS VIA Clay PEX ECI Pace Other Client

Tracking #: _____ Pace Shipping Label Used? Yes No

Custody Seal on Cooler/Box Present: Yes No Seals intact: Yes No

Packing Material: Bubble Wrap Bubble Bags Foam None Other

Thermometer Used: CF-0.1 T-239 / CF 0.0 T-262 Type of Ice: Wet Blue None Samples received on ice, cooling process has begun. (circle one)

Cooler Temperature: 0.5/15.3

Date and initials of person examining contents: 2/6/16/16

Temperature should be above freezing to 6°C

Chain of Custody present:	<input checked="" type="checkbox"/> Yes <input type="checkbox"/> No <input type="checkbox"/> N/A	1.
Chain of Custody filled out:	<input checked="" type="checkbox"/> Yes <input type="checkbox"/> No <input type="checkbox"/> N/A	2. <u>golden samples shipped w/ ice</u>
Chain of Custody relinquished:	<input checked="" type="checkbox"/> Yes <input type="checkbox"/> No <input type="checkbox"/> N/A	3.
Sampler name & signature on COC:	<input checked="" type="checkbox"/> Yes <input type="checkbox"/> No <input type="checkbox"/> N/A	4.
Samples arrived within holding time:	<input checked="" type="checkbox"/> Yes <input type="checkbox"/> No <input type="checkbox"/> N/A	5.
Short Hold Time analyses (<72hr):	<input checked="" type="checkbox"/> Yes <input type="checkbox"/> No <input type="checkbox"/> N/A	6. <u>pH</u>
Rush Turn Around Time requested:	<input type="checkbox"/> Yes <input checked="" type="checkbox"/> No <input type="checkbox"/> N/A	7.
Sufficient volume:	<input checked="" type="checkbox"/> Yes <input type="checkbox"/> No <input type="checkbox"/> N/A	8.
Correct containers used:	<input checked="" type="checkbox"/> Yes <input type="checkbox"/> No <input type="checkbox"/> N/A	9.
Pace containers used:	<input checked="" type="checkbox"/> Yes <input type="checkbox"/> No <input type="checkbox"/> N/A	9.
Containers intact:	<input checked="" type="checkbox"/> Yes <input type="checkbox"/> No <input type="checkbox"/> N/A	10.
Unpreserved 5035A soils frozen w/in 48hrs?	<input type="checkbox"/> Yes <input type="checkbox"/> No <input checked="" type="checkbox"/> N/A	11.
Filtered volume received for dissolved tests?	<input type="checkbox"/> Yes <input type="checkbox"/> No <input checked="" type="checkbox"/> N/A	12.
Sample labels match COC:	<input checked="" type="checkbox"/> Yes <input type="checkbox"/> No <input type="checkbox"/> N/A	
Includes date/time/ID/analyses Matrix: <u>WT</u>		13.
All containers needing preservation have been checked.	<input checked="" type="checkbox"/> Yes <input type="checkbox"/> No <input type="checkbox"/> N/A	
All containers needing preservation are found to be in compliance with EPA recommendation.	<input checked="" type="checkbox"/> Yes <input type="checkbox"/> No <input type="checkbox"/> N/A	14.
Exceptions: VOA, Coliform, O&G, WI-DRO (water)	<input type="checkbox"/> Yes <input checked="" type="checkbox"/> No	Initial when completed
Trip Blank present:	<input type="checkbox"/> Yes <input type="checkbox"/> No <input checked="" type="checkbox"/> N/A	Lot # of added preservative
Pace Trip Blank lot # (if purchased):		15.
Headspace in VOA vials (>6mm):	<input type="checkbox"/> Yes <input type="checkbox"/> No <input checked="" type="checkbox"/> N/A	16.
Project sampled in USDA Regulated Area:	<input type="checkbox"/> Yes <input type="checkbox"/> No <input checked="" type="checkbox"/> N/A	17. List State:
Additional labels attached to 5035A vials in the field?	<input type="checkbox"/> Yes <input type="checkbox"/> No <input checked="" type="checkbox"/> N/A	18.

Client Notification/ Resolution: Copy COC to Client? Y / N Field Data Required? Y / N

Person Contacted: _____ Date/Time: _____

Comments/ Resolution: _____

Project Manager Review: h Date: 6/16

CHAIN-OF-CUSTODY / Analytical Request Document

The Chain-of-Custody is a LEGAL DOCUMENT. All relevant fields must be completed accurately.



Section A Required Client Information: Company: Golder Associates Address: 820 South Main Street, Suite 100 St Charles, MO 63301 Email To: maddock@golder.com Phone: 636-724-9191 Fax: 636-724-9323 Requested Due Date/TAT: Standard		Section B Required Project Information: Report To: Mark Haddock (mhaddock@golder.com) Copy To: Jeffrey Ingram Purchase Order No.: _____ Project Name: Ameren Labadie Energy Center Project Number: 153-1406.0001		Section C Invoice Information: Attention: _____ Company Name: _____ Address: _____ Pace Quote Reference: _____ Pace Project Manager: Jamie Church Pace Profile #: 9285 Site Location: MO STATE: _____	
REGULATORY AGENCY NPDES _____ GROUND WATER _____ DRINKING WATER _____ UST _____ RCRA _____ OTHER _____			Page: _____ of _____		

ITEM #	Valid Matrix Codes MATRIX CODE DRINKING WATER DW WASTE WATER WW PRODUCTS P LIQUID L OIL OL SOLID S AR AR OT OT TS TS	COLLECTED		SAMPLE TYPE (G=GRAB C=COMP)	MATRIX CODE (see valid codes to left)	SAMPLE TEMP AT COLLECTION	# OF CONTAINERS	PRESERVATIVES	Analysis Test ↑	Requested Analysis Filtered (Y/N)												Residual Chlorine (Y/N)	Pace Project No./ Lab I.D.		
		COMPOSITE START	COMPOSITE END/GRAB							DATE	TIME	Y	N	Y	N	Y	N	Y	N	Y	N			Y	N
1	L-TMW-26			G	WT	6/15/16 0940	12389	None	Metals	N	N	N	N	N	N	N	N	N	N	N	N	N	N	N	3893W 2883W 689W
2	L-TMW-1			G	WT	6/15/16 0939	413	None	TDS	N	N	N	N	N	N	N	N	N	N	N	N	N	N	N	1895U 1895U 289W
3	L-TMW-2			G	WT	6/15/16 1103		None	Chloride/Fluoride/Sulfate	N	N	N	N	N	N	N	N	N	N	N	N	N	N	N	
4	L-TMW-3			G	WT	6/15/16 1125		None	PH	N	N	N	N	N	N	N	N	N	N	N	N	N	N	N	
5	L-UWL-Dup-1			G	WT	6/15/16		None	Radium 226 & 228	N	N	N	N	N	N	N	N	N	N	N	N	N	N	N	
6	L-UWL-FB-1			G	WT	6/15/16 1125		None		N	N	N	N	N	N	N	N	N	N	N	N	N	N	N	
7				G	WT			None		N	N	N	N	N	N	N	N	N	N	N	N	N	N	N	
8				G	WT			None		N	N	N	N	N	N	N	N	N	N	N	N	N	N	N	
9				G	WT			None		N	N	N	N	N	N	N	N	N	N	N	N	N	N	N	
10				G	WT			None		N	N	N	N	N	N	N	N	N	N	N	N	N	N	N	
11				G	WT			None		N	N	N	N	N	N	N	N	N	N	N	N	N	N	N	
12				G	WT			None		N	N	N	N	N	N	N	N	N	N	N	N	N	N	N	

ADDITIONAL COMMENTS	RELINQUISHED BY / AFFILIATION	DATE	TIME	RECEIVED BY / AFFILIATION	DATE	TIME	TEMP IN °C	Received on Ice (Y/N)	Custody Sealed Cooler (Y/N)	Samples In tact (Y/N)
EPA 200.7, Ba, Be, B, Ca, Co, Pb, Li, Mo + EPA 7470A Hg EPA 200.8, Sb, As, Cd, Cr, Se, Ti	Mark Haddock	6/15/16	000	Mark Haddock / Golder	6/15/16	0530	05	Y	Y	Y
				Jamie Church	6/16/16	0350	15.3	Y	Y	Y

SAMPLER NAME AND SIGNATURE

PRINT Name of SAMPLER: Ryan Feldmann DATE Signed (MM/DD/YYYY): 06/15/16

SIGNATURE of SAMPLER: [Signature]

January 03, 2018

Mark Haddock
Golder Associates
820 S. Main St
Suite 100
Saint Charles, MO 63301

RE: Project: AMEREN LABADIE ENERGY CTR-UWL
Pace Project No.: 60223484

Dear Mark Haddock:

Enclosed are the analytical results for sample(s) received by the laboratory on July 14, 2016. The results relate only to the samples included in this report. Results reported herein conform to the most current, applicable TNI/NELAC standards and the laboratory's Quality Assurance Manual, where applicable, unless otherwise noted in the body of the report.

REV-1, 8/10/16: REVISION

This report has been reissued on August 10, 2016. An upload error caused the results for the MS to be uploaded instead of the results for sample 006.

REV-2, 1/3/18: Sample ID revision

If you have any questions concerning this report, please feel free to contact me.

Sincerely,



Jamie Church
jamie.church@pacelabs.com
314-838-7223
Project Manager

Enclosures



REPORT OF LABORATORY ANALYSIS

This report shall not be reproduced, except in full,
without the written consent of Pace Analytical Services, LLC.

January 03, 2018
Page 2

cc: Ryan Feldmann, Golder
Jeffrey Ingram, Golder Associates
John Suozzi, Golder Associates



REPORT OF LABORATORY ANALYSIS

This report shall not be reproduced, except in full,
without the written consent of Pace Analytical Services, LLC.

CERTIFICATIONS

Project: AMEREN LABADIE ENERGY CTR-UWL

Pace Project No.: 60223484

Pennsylvania Certification IDs

1638 Roseytown Rd Suites 2,3&4, Greensburg, PA 15601

L-A-B DOD-ELAP Accreditation #: L2417

Alabama Certification #: 41590

Arizona Certification #: AZ0734

Arkansas Certification

California Certification #: 04222CA

Colorado Certification

Connecticut Certification #: PH-0694

Delaware Certification

Florida/TNI Certification #: E87683

Georgia Certification #: C040

Guam Certification

Hawaii Certification

Idaho Certification

Illinois Certification

Indiana Certification

Iowa Certification #: 391

Kansas/TNI Certification #: E-10358

Kentucky Certification #: 90133

Louisiana DHH/TNI Certification #: LA140008

Louisiana DEQ/TNI Certification #: 4086

Maine Certification #: PA00091

Maryland Certification #: 308

Massachusetts Certification #: M-PA1457

Michigan/PADEP Certification

Missouri Certification #: 235

Montana Certification #: Cert 0082

Nebraska Certification #: NE-05-29-14

Nevada Certification #: PA014572015-1

New Hampshire/TNI Certification #: 2976

New Jersey/TNI Certification #: PA 051

New Mexico Certification #: PA01457

New York/TNI Certification #: 10888

North Carolina Certification #: 42706

North Dakota Certification #: R-190

Oregon/TNI Certification #: PA200002

Pennsylvania/TNI Certification #: 65-00282

Puerto Rico Certification #: PA01457

Rhode Island Certification #: 65-00282

South Dakota Certification

Tennessee Certification #: TN2867

Texas/TNI Certification #: T104704188-14-8

Utah/TNI Certification #: PA014572015-5

USDA Soil Permit #: P330-14-00213

Vermont Dept. of Health: ID# VT-0282

Virgin Island/PADEP Certification

Virginia/VELAP Certification #: 460198

Washington Certification #: C868

West Virginia DEP Certification #: 143

West Virginia DHHR Certification #: 9964C

Wisconsin Certification

Wyoming Certification #: 8TMS-L

Kansas Certification IDs

9608 Loiret Boulevard, Lenexa, KS 66219

WY STR Certification #: 2456.01

Arkansas Certification #: 17-016-0

Illinois Certification #: 200030

Iowa Certification #: 118

Kansas/NELAP Certification #: E-10116

Louisiana Certification #: 03055

Nevada Certification #: KS000212018-1

Oklahoma Certification #: 9205/9935

Texas Certification #: T104704407

Utah Certification #: KS00021

Kansas Field Laboratory Accreditation: # E-92587

Missouri Certification: 10070

REPORT OF LABORATORY ANALYSIS

This report shall not be reproduced, except in full,
without the written consent of Pace Analytical Services, LLC.

SAMPLE SUMMARY

Project: AMEREN LABADIE ENERGY CTR-UWL

Pace Project No.: 60223484

Lab ID	Sample ID	Matrix	Date Collected	Date Received
60223484001	L-TMW-1	Water	07/13/16 09:13	07/14/16 04:55
60223484002	L-TMW-2	Water	07/13/16 10:10	07/14/16 04:55
60223484003	L-TMW-3	Water	07/13/16 11:17	07/14/16 04:55
60223484004	L-MW-26	Water	07/13/16 16:22	07/14/16 04:55
60223484005	L-UWL-DUP-1	Water	07/13/16 00:00	07/14/16 04:55
60223484006	L-UWL-FB-1	Water	07/13/16 11:21	07/14/16 04:55
60223484007	L-TMW-2 MS	Water	07/13/16 10:10	07/14/16 04:55
60223484008	L-TMW-2 MSD	Water	07/13/16 10:10	07/14/16 04:55
60223486009	L-BMW-1S	Water	07/11/16 12:20	07/14/16 04:55
60223486010	L-BMW-2S	Water	07/11/16 13:38	07/14/16 04:55

REPORT OF LABORATORY ANALYSIS

This report shall not be reproduced, except in full,
without the written consent of Pace Analytical Services, LLC.

SAMPLE ANALYTE COUNT

Project: AMEREN LABADIE ENERGY CTR-UWL

Pace Project No.: 60223484

Lab ID	Sample ID	Method	Analysts	Analytes Reported	Laboratory
60223484001	L-TMW-1	EPA 200.7	SMW	8	PASI-K
		EPA 200.8	JGP	6	PASI-K
		EPA 7470	NDJ	1	PASI-K
		EPA 903.1	WRR	1	PASI-PA
		EPA 904.0	JLW	1	PASI-PA
		SM 2540C	HAC	1	PASI-K
		SM 4500-H+B	LDB	1	PASI-K
60223484002	L-TMW-2	EPA 300.0	OL	3	PASI-K
		EPA 200.7	SMW	8	PASI-K
		EPA 200.8	JGP	6	PASI-K
		EPA 7470	NDJ	1	PASI-K
		EPA 903.1	WRR	1	PASI-PA
		EPA 904.0	JLW	1	PASI-PA
		SM 2540C	HAC	1	PASI-K
60223484003	L-TMW-3	SM 4500-H+B	LDB	1	PASI-K
		EPA 300.0	OL	3	PASI-K
		EPA 200.7	SMW	8	PASI-K
		EPA 200.8	JGP	6	PASI-K
		EPA 7470	NDJ	1	PASI-K
		EPA 903.1	WRR	1	PASI-PA
		EPA 904.0	JLW	1	PASI-PA
60223484004	L-MW-26	SM 2540C	HAC	1	PASI-K
		SM 4500-H+B	LDB	1	PASI-K
		EPA 300.0	OL	3	PASI-K
		EPA 200.7	SMW	8	PASI-K
		EPA 200.8	JGP	6	PASI-K
		EPA 7470	NDJ	1	PASI-K
		EPA 903.1	WRR	1	PASI-PA
60223484005	L-UWL-DUP-1	EPA 904.0	JLW	1	PASI-PA
		SM 2540C	HAC	1	PASI-K
		EPA 904.0	JLW	1	PASI-PA
		EPA 300.0	OL	3	PASI-K
		SM 4500-H+B	LDB	1	PASI-K
		EPA 200.7	SMW	8	PASI-K
		EPA 200.8	JGP	6	PASI-K
EPA 7470	NDJ	1	PASI-K		
EPA 903.1	WRR	1	PASI-PA		
EPA 904.0	JLW	1	PASI-PA		

REPORT OF LABORATORY ANALYSIS

This report shall not be reproduced, except in full,
without the written consent of Pace Analytical Services, LLC.

SAMPLE ANALYTE COUNT

Project: AMEREN LABADIE ENERGY CTR-UWL

Pace Project No.: 60223484

Lab ID	Sample ID	Method	Analysts	Analytes Reported	Laboratory
60223484006	L-UWL-FB-1	SM 2540C	HAC	1	PASI-K
		SM 4500-H+B	LDB	1	PASI-K
		EPA 300.0	OL	3	PASI-K
		EPA 200.7	SMW	8	PASI-K
		EPA 200.8	JGP	6	PASI-K
		EPA 7470	NDJ	1	PASI-K
		EPA 903.1	WRR	1	PASI-PA
		EPA 904.0	JLW	1	PASI-PA
		SM 2540C	HAC	1	PASI-K
60223484007	L-TMW-2 MS	SM 4500-H+B	LDB	1	PASI-K
		EPA 300.0	OL	3	PASI-K
		EPA 903.1	WRR	1	PASI-PA
60223484008	L-TMW-2 MSD	EPA 904.0	JLW	1	PASI-PA
		EPA 903.1	WRR	1	PASI-PA
60223486009	L-BMW-1S	EPA 904.0	JLW	1	PASI-PA
		EPA 200.7	SMW	8	PASI-K
		EPA 200.8	JGP	6	PASI-K
		EPA 7470	NDJ	1	PASI-K
		EPA 903.1	WRR	1	PASI-PA
		EPA 904.0	JLW	1	PASI-PA
		SM 2540C	HAC	1	PASI-K
		SM 4500-H+B	LDB	1	PASI-K
		EPA 300.0	OL	3	PASI-K
60223486010	L-BMW-2S	EPA 200.7	SMW	8	PASI-K
		EPA 200.8	JGP	6	PASI-K
		EPA 7470	NDJ	1	PASI-K
		EPA 903.1	WRR	1	PASI-PA
		EPA 904.0	JLW	1	PASI-PA
		SM 2540C	HAC	1	PASI-K
		SM 4500-H+B	LDB	1	PASI-K
		EPA 300.0	OL	3	PASI-K

REPORT OF LABORATORY ANALYSIS

This report shall not be reproduced, except in full,
without the written consent of Pace Analytical Services, LLC.

ANALYTICAL RESULTS

Project: AMEREN LABADIE ENERGY CTR-UWL

Pace Project No.: 60223484

Sample: L-TMW-1 **Lab ID: 60223484001** Collected: 07/13/16 09:13 Received: 07/14/16 04:55 Matrix: Water

Parameters	Results	Units	PQL	MDL	DF	Prepared	Analyzed	CAS No.	Qual
200.7 Metals, Total		Analytical Method: EPA 200.7 Preparation Method: EPA 200.7							
Barium	222	ug/L	10.0	0.58	1	07/15/16 15:45	07/18/16 13:37	7440-39-3	
Beryllium	<0.26	ug/L	1.0	0.26	1	07/15/16 15:45	07/18/16 13:37	7440-41-7	
Boron	83.4J	ug/L	100	50.0	1	07/15/16 15:45	07/18/16 13:37	7440-42-8	
Calcium	142000	ug/L	100	8.1	1	07/15/16 15:45	07/18/16 13:37	7440-70-2	
Cobalt	<0.72	ug/L	5.0	0.72	1	07/15/16 15:45	07/18/16 13:37	7440-48-4	
Lead	<2.5	ug/L	5.0	2.5	1	07/15/16 15:45	07/18/16 13:37	7439-92-1	
Lithium	34.6	ug/L	10.0	4.9	1	07/15/16 15:45	07/18/16 13:37	7439-93-2	
Molybdenum	<0.52	ug/L	20.0	0.52	1	07/15/16 15:45	07/18/16 13:37	7439-98-7	
200.8 MET ICPMS		Analytical Method: EPA 200.8 Preparation Method: EPA 200.8							
Antimony	0.068J	ug/L	1.0	0.058	1	07/15/16 15:45	07/21/16 19:26	7440-36-0	
Arsenic	1.4	ug/L	1.0	0.10	1	07/15/16 15:45	07/21/16 19:26	7440-38-2	
Cadmium	0.035J	ug/L	0.50	0.029	1	07/15/16 15:45	07/21/16 19:26	7440-43-9	
Chromium	<0.34	ug/L	1.0	0.34	1	07/15/16 15:45	07/21/16 19:26	7440-47-3	
Selenium	1.2	ug/L	1.0	0.18	1	07/15/16 15:45	07/21/16 19:26	7782-49-2	
Thallium	<0.50	ug/L	1.0	0.50	1	07/15/16 15:45	07/21/16 19:26	7440-28-0	
7470 Mercury		Analytical Method: EPA 7470 Preparation Method: EPA 7470							
Mercury	<0.039	ug/L	0.20	0.039	1	07/14/16 16:15	07/15/16 09:59	7439-97-6	
2540C Total Dissolved Solids		Analytical Method: SM 2540C							
Total Dissolved Solids	611	mg/L	5.0	5.0	1		07/20/16 11:24		
4500H+ pH, Electrometric		Analytical Method: SM 4500-H+B							
pH at 25 Degrees C	7.3	Std. Units	0.10	0.10	1		07/18/16 13:00		H6
300.0 IC Anions 28 Days		Analytical Method: EPA 300.0							
Chloride	2.6	mg/L	1.0	0.50	1		07/31/16 21:46	16887-00-6	
Fluoride	0.18J	mg/L	0.20	0.027	1		07/31/16 21:46	16984-48-8	
Sulfate	76.7	mg/L	5.0	0.77	5		08/02/16 18:28	14808-79-8	

REPORT OF LABORATORY ANALYSIS

This report shall not be reproduced, except in full,
without the written consent of Pace Analytical Services, LLC.

ANALYTICAL RESULTS

Project: AMEREN LABADIE ENERGY CTR-UWL

Pace Project No.: 60223484

Sample: L-TMW-2 **Lab ID: 60223484002** Collected: 07/13/16 10:10 Received: 07/14/16 04:55 Matrix: Water

Parameters	Results	Units	PQL	MDL	DF	Prepared	Analyzed	CAS No.	Qual
200.7 Metals, Total		Analytical Method: EPA 200.7 Preparation Method: EPA 200.7							
Barium	178	ug/L	10.0	0.58	1	07/15/16 15:45	07/18/16 13:39	7440-39-3	
Beryllium	<0.26	ug/L	1.0	0.26	1	07/15/16 15:45	07/18/16 13:39	7440-41-7	
Boron	88.8J	ug/L	100	50.0	1	07/15/16 15:45	07/18/16 13:39	7440-42-8	
Calcium	168000	ug/L	100	8.1	1	07/15/16 15:45	07/18/16 13:39	7440-70-2	M1
Cobalt	2.0J	ug/L	5.0	0.72	1	07/15/16 15:45	07/18/16 13:39	7440-48-4	
Lead	<2.5	ug/L	5.0	2.5	1	07/15/16 15:45	07/18/16 13:39	7439-92-1	
Lithium	43.0	ug/L	10.0	4.9	1	07/15/16 15:45	07/18/16 13:39	7439-93-2	
Molybdenum	1.2J	ug/L	20.0	0.52	1	07/15/16 15:45	07/18/16 13:39	7439-98-7	
200.8 MET ICPMS		Analytical Method: EPA 200.8 Preparation Method: EPA 200.8							
Antimony	<0.058	ug/L	1.0	0.058	1	07/15/16 15:45	07/21/16 19:29	7440-36-0	
Arsenic	1.1	ug/L	1.0	0.10	1	07/15/16 15:45	07/21/16 19:29	7440-38-2	
Cadmium	<0.029	ug/L	0.50	0.029	1	07/15/16 15:45	07/21/16 19:29	7440-43-9	
Chromium	<0.34	ug/L	1.0	0.34	1	07/15/16 15:45	07/21/16 19:29	7440-47-3	
Selenium	<0.18	ug/L	1.0	0.18	1	07/15/16 15:45	07/21/16 19:29	7782-49-2	
Thallium	<0.50	ug/L	1.0	0.50	1	07/15/16 15:45	07/21/16 19:29	7440-28-0	
7470 Mercury		Analytical Method: EPA 7470 Preparation Method: EPA 7470							
Mercury	<0.039	ug/L	0.20	0.039	1	07/14/16 16:15	07/15/16 10:06	7439-97-6	M1,R1
2540C Total Dissolved Solids		Analytical Method: SM 2540C							
Total Dissolved Solids	668	mg/L	5.0	5.0	1		07/20/16 11:25		
4500H+ pH, Electrometric		Analytical Method: SM 4500-H+B							
pH at 25 Degrees C	7.4	Std. Units	0.10	0.10	1		07/18/16 13:00		H6
300.0 IC Anions 28 Days		Analytical Method: EPA 300.0							
Chloride	6.1	mg/L	1.0	0.50	1		07/31/16 22:28	16887-00-6	
Fluoride	0.14J	mg/L	0.20	0.027	1		07/31/16 22:28	16984-48-8	
Sulfate	71.9	mg/L	5.0	0.77	5		08/02/16 18:42	14808-79-8	

REPORT OF LABORATORY ANALYSIS

This report shall not be reproduced, except in full,
without the written consent of Pace Analytical Services, LLC.

ANALYTICAL RESULTS

Project: AMEREN LABADIE ENERGY CTR-UWL

Pace Project No.: 60223484

Sample: L-TMW-3 **Lab ID: 60223484003** Collected: 07/13/16 11:17 Received: 07/14/16 04:55 Matrix: Water

Parameters	Results	Units	PQL	MDL	DF	Prepared	Analyzed	CAS No.	Qual
200.7 Metals, Total		Analytical Method: EPA 200.7 Preparation Method: EPA 200.7							
Barium	270	ug/L	10.0	0.58	1	07/15/16 15:45	07/18/16 13:46	7440-39-3	
Beryllium	<0.26	ug/L	1.0	0.26	1	07/15/16 15:45	07/18/16 13:46	7440-41-7	
Boron	112	ug/L	100	50.0	1	07/15/16 15:45	07/18/16 13:46	7440-42-8	
Calcium	176000	ug/L	100	8.1	1	07/15/16 15:45	07/18/16 13:46	7440-70-2	
Cobalt	3.4J	ug/L	5.0	0.72	1	07/15/16 15:45	07/18/16 13:46	7440-48-4	
Lead	<2.5	ug/L	5.0	2.5	1	07/15/16 15:45	07/18/16 13:46	7439-92-1	
Lithium	46.3	ug/L	10.0	4.9	1	07/15/16 15:45	07/18/16 13:46	7439-93-2	
Molybdenum	1.9J	ug/L	20.0	0.52	1	07/15/16 15:45	07/18/16 13:46	7439-98-7	
200.8 MET ICPMS		Analytical Method: EPA 200.8 Preparation Method: EPA 200.8							
Antimony	0.064J	ug/L	1.0	0.058	1	07/15/16 15:45	07/21/16 19:38	7440-36-0	
Arsenic	4.1	ug/L	1.0	0.10	1	07/15/16 15:45	07/21/16 19:38	7440-38-2	
Cadmium	0.084J	ug/L	0.50	0.029	1	07/15/16 15:45	07/21/16 19:38	7440-43-9	
Chromium	0.43J	ug/L	1.0	0.34	1	07/15/16 15:45	07/21/16 19:38	7440-47-3	
Selenium	0.36J	ug/L	1.0	0.18	1	07/15/16 15:45	07/21/16 19:38	7782-49-2	
Thallium	<0.50	ug/L	1.0	0.50	1	07/15/16 15:45	07/21/16 19:38	7440-28-0	
7470 Mercury		Analytical Method: EPA 7470 Preparation Method: EPA 7470							
Mercury	<0.039	ug/L	0.20	0.039	1	07/14/16 16:15	07/15/16 10:13	7439-97-6	
2540C Total Dissolved Solids		Analytical Method: SM 2540C							
Total Dissolved Solids	695	mg/L	5.0	5.0	1		07/20/16 11:28		
4500H+ pH, Electrometric		Analytical Method: SM 4500-H+B							
pH at 25 Degrees C	7.0	Std. Units	0.10	0.10	1		07/19/16 08:30		H6
300.0 IC Anions 28 Days		Analytical Method: EPA 300.0							
Chloride	7.7	mg/L	1.0	0.50	1		07/31/16 23:11	16887-00-6	
Fluoride	0.12J	mg/L	0.20	0.027	1		07/31/16 23:11	16984-48-8	
Sulfate	72.9	mg/L	5.0	0.77	5		08/02/16 19:10	14808-79-8	

REPORT OF LABORATORY ANALYSIS

This report shall not be reproduced, except in full,
without the written consent of Pace Analytical Services, LLC.

ANALYTICAL RESULTS

Project: AMEREN LABADIE ENERGY CTR-UWL

Pace Project No.: 60223484

Sample: L-MW-26 **Lab ID: 60223484004** Collected: 07/13/16 16:22 Received: 07/14/16 04:55 Matrix: Water

Parameters	Results	Units	PQL	MDL	DF	Prepared	Analyzed	CAS No.	Qual
200.7 Metals, Total		Analytical Method: EPA 200.7 Preparation Method: EPA 200.7							
Barium	190	ug/L	5.0	0.58	1	07/15/16 15:45	07/18/16 13:48	7440-39-3	
Beryllium	<0.26	ug/L	1.0	0.26	1	07/15/16 15:45	07/18/16 13:48	7440-41-7	
Boron	77.9J	ug/L	100	50.0	1	07/15/16 15:45	07/18/16 13:48	7440-42-8	
Calcium	132000	ug/L	100	8.1	1	07/15/16 15:45	07/18/16 13:48	7440-70-2	
Cobalt	<0.72	ug/L	5.0	0.72	1	07/15/16 15:45	07/18/16 13:48	7440-48-4	
Lead	<2.5	ug/L	5.0	2.5	1	07/15/16 15:45	07/18/16 13:48	7439-92-1	
Lithium	28.7	ug/L	10.0	4.9	1	07/15/16 15:45	07/18/16 13:48	7439-93-2	
Molybdenum	0.55J	ug/L	20.0	0.52	1	07/15/16 15:45	07/18/16 13:48	7439-98-7	
200.8 MET ICPMS		Analytical Method: EPA 200.8 Preparation Method: EPA 200.8							
Antimony	0.14J	ug/L	1.0	0.058	1	07/15/16 15:45	07/21/16 19:41	7440-36-0	
Arsenic	0.49J	ug/L	1.0	0.10	1	07/15/16 15:45	07/21/16 19:41	7440-38-2	
Cadmium	0.051J	ug/L	0.50	0.029	1	07/15/16 15:45	07/21/16 19:41	7440-43-9	
Chromium	<0.34	ug/L	1.0	0.34	1	07/15/16 15:45	07/21/16 19:41	7440-47-3	
Selenium	2.7	ug/L	1.0	0.18	1	07/15/16 15:45	07/21/16 19:41	7782-49-2	
Thallium	<0.50	ug/L	1.0	0.50	1	07/15/16 15:45	07/21/16 19:41	7440-28-0	
7470 Mercury		Analytical Method: EPA 7470 Preparation Method: EPA 7470							
Mercury	<0.039	ug/L	0.20	0.039	1	07/14/16 16:15	07/15/16 10:15	7439-97-6	
2540C Total Dissolved Solids		Analytical Method: SM 2540C							
Total Dissolved Solids	491	mg/L	5.0	5.0	1		07/20/16 11:29		
4500H+ pH, Electrometric		Analytical Method: SM 4500-H+B							
pH at 25 Degrees C	7.5	Std. Units	0.10	0.10	1		07/19/16 08:30		H6
300.0 IC Anions 28 Days		Analytical Method: EPA 300.0							
Chloride	5.2	mg/L	1.0	0.50	1		07/31/16 23:25	16887-00-6	
Fluoride	0.14J	mg/L	0.20	0.027	1		07/31/16 23:25	16984-48-8	
Sulfate	27.1	mg/L	2.0	0.31	2		08/02/16 19:24	14808-79-8	

REPORT OF LABORATORY ANALYSIS

This report shall not be reproduced, except in full,
without the written consent of Pace Analytical Services, LLC.

ANALYTICAL RESULTS

Project: AMEREN LABADIE ENERGY CTR-UWL

Pace Project No.: 60223484

Sample: L-UWL-DUP-1 **Lab ID:** 60223484005 Collected: 07/13/16 00:00 Received: 07/14/16 04:55 Matrix: Water

Parameters	Results	Units	PQL	MDL	DF	Prepared	Analyzed	CAS No.	Qual
200.7 Metals, Total		Analytical Method: EPA 200.7 Preparation Method: EPA 200.7							
Barium	228	ug/L	10.0	0.58	1	07/15/16 15:45	07/18/16 13:50	7440-39-3	
Beryllium	<0.26	ug/L	1.0	0.26	1	07/15/16 15:45	07/18/16 13:50	7440-41-7	
Boron	85.0J	ug/L	100	50.0	1	07/15/16 15:45	07/18/16 13:50	7440-42-8	
Calcium	144000	ug/L	100	8.1	1	07/15/16 15:45	07/18/16 13:50	7440-70-2	
Cobalt	<0.72	ug/L	5.0	0.72	1	07/15/16 15:45	07/18/16 13:50	7440-48-4	
Lead	<2.5	ug/L	5.0	2.5	1	07/15/16 15:45	07/18/16 13:50	7439-92-1	
Lithium	35.7	ug/L	10.0	4.9	1	07/15/16 15:45	07/18/16 13:50	7439-93-2	
Molybdenum	0.67J	ug/L	20.0	0.52	1	07/15/16 15:45	07/18/16 13:50	7439-98-7	
200.8 MET ICPMS		Analytical Method: EPA 200.8 Preparation Method: EPA 200.8							
Antimony	0.063J	ug/L	1.0	0.058	1	07/15/16 15:45	07/21/16 19:44	7440-36-0	
Arsenic	1.4	ug/L	1.0	0.10	1	07/15/16 15:45	07/21/16 19:44	7440-38-2	
Cadmium	0.045J	ug/L	0.50	0.029	1	07/15/16 15:45	07/21/16 19:44	7440-43-9	
Chromium	0.52J	ug/L	1.0	0.34	1	07/15/16 15:45	07/21/16 19:44	7440-47-3	
Selenium	1.3	ug/L	1.0	0.18	1	07/15/16 15:45	07/21/16 19:44	7782-49-2	
Thallium	<0.50	ug/L	1.0	0.50	1	07/15/16 15:45	07/21/16 19:44	7440-28-0	
7470 Mercury		Analytical Method: EPA 7470 Preparation Method: EPA 7470							
Mercury	<0.039	ug/L	0.20	0.039	1	07/14/16 16:15	07/15/16 10:22	7439-97-6	
2540C Total Dissolved Solids		Analytical Method: SM 2540C							
Total Dissolved Solids	617	mg/L	5.0	5.0	1		07/20/16 11:30		
4500H+ pH, Electrometric		Analytical Method: SM 4500-H+B							
pH at 25 Degrees C	7.3	Std. Units	0.10	0.10	1		07/19/16 08:30		H6
300.0 IC Anions 28 Days		Analytical Method: EPA 300.0							
Chloride	2.6	mg/L	1.0	0.50	1		07/31/16 23:39	16887-00-6	
Fluoride	0.18J	mg/L	0.20	0.027	1		07/31/16 23:39	16984-48-8	
Sulfate	75.5	mg/L	5.0	0.77	5		08/02/16 20:07	14808-79-8	

REPORT OF LABORATORY ANALYSIS

This report shall not be reproduced, except in full,
without the written consent of Pace Analytical Services, LLC.

ANALYTICAL RESULTS

Project: AMEREN LABADIE ENERGY CTR-UWL

Pace Project No.: 60223484

Sample: L-UWL-FB-1 **Lab ID:** 60223484006 Collected: 07/13/16 11:21 Received: 07/14/16 04:55 Matrix: Water

Parameters	Results	Units	PQL	MDL	DF	Prepared	Analyzed	CAS No.	Qual
200.7 Metals, Total		Analytical Method: EPA 200.7 Preparation Method: EPA 200.7							
Barium	<0.58	ug/L	10.0	0.58	1	07/15/16 15:45	07/18/16 13:52	7440-39-3	
Beryllium	<0.26	ug/L	1.0	0.26	1	07/15/16 15:45	07/18/16 13:52	7440-41-7	
Boron	<50.0	ug/L	100	50.0	1	07/15/16 15:45	07/18/16 13:52	7440-42-8	
Calcium	44.4J	ug/L	100	8.1	1	07/15/16 15:45	07/18/16 13:52	7440-70-2	B
Cobalt	<0.72	ug/L	5.0	0.72	1	07/15/16 15:45	07/18/16 13:52	7440-48-4	
Lead	<2.5	ug/L	5.0	2.5	1	07/15/16 15:45	07/18/16 13:52	7439-92-1	
Lithium	<4.9	ug/L	10.0	4.9	1	07/15/16 15:45	07/18/16 13:52	7439-93-2	
Molybdenum	<0.52	ug/L	20.0	0.52	1	07/15/16 15:45	07/18/16 13:52	7439-98-7	
200.8 MET ICPMS		Analytical Method: EPA 200.8 Preparation Method: EPA 200.8							
Antimony	<0.058	ug/L	1.0	0.058	1	07/15/16 15:45	07/21/16 19:50	7440-36-0	
Arsenic	<0.10	ug/L	1.0	0.10	1	07/15/16 15:45	07/21/16 19:50	7440-38-2	
Cadmium	<0.029	ug/L	0.50	0.029	1	07/15/16 15:45	07/21/16 19:50	7440-43-9	
Chromium	<0.34	ug/L	1.0	0.34	1	07/15/16 15:45	07/21/16 19:50	7440-47-3	
Selenium	<0.18	ug/L	1.0	0.18	1	07/15/16 15:45	07/21/16 19:50	7782-49-2	
Thallium	<0.50	ug/L	1.0	0.50	1	07/15/16 15:45	07/21/16 19:50	7440-28-0	
7470 Mercury		Analytical Method: EPA 7470 Preparation Method: EPA 7470							
Mercury	<0.039	ug/L	0.20	0.039	1	07/14/16 16:15	07/15/16 10:24	7439-97-6	
2540C Total Dissolved Solids		Analytical Method: SM 2540C							
Total Dissolved Solids	7.0	mg/L	5.0	5.0	1		07/20/16 11:31		
4500H+ pH, Electrometric		Analytical Method: SM 4500-H+B							
pH at 25 Degrees C	6.1	Std. Units	0.10	0.10	1		07/19/16 08:30		H6
300.0 IC Anions 28 Days		Analytical Method: EPA 300.0							
Chloride	<0.50	mg/L	1.0	0.50	1		07/31/16 23:53	16887-00-6	
Fluoride	<0.027	mg/L	0.20	0.027	1		07/31/16 23:53	16984-48-8	
Sulfate	<0.15	mg/L	1.0	0.15	1		07/31/16 23:53	14808-79-8	

REPORT OF LABORATORY ANALYSIS

This report shall not be reproduced, except in full,
without the written consent of Pace Analytical Services, LLC.

ANALYTICAL RESULTS

Project: AMEREN LABADIE ENERGY CTR-UWL

Pace Project No.: 60223484

Sample: L-BMW-1S **Lab ID: 60223486009** Collected: 07/11/16 12:20 Received: 07/14/16 04:55 Matrix: Water

Parameters	Results	Units	PQL	MDL	DF	Prepared	Analyzed	CAS No.	Qual
200.7 Metals, Total		Analytical Method: EPA 200.7 Preparation Method: EPA 200.7							
Barium	334	ug/L	10.0	0.58	1	07/15/16 16:30	07/19/16 17:05	7440-39-3	
Beryllium	<0.26	ug/L	1.0	0.26	1	07/15/16 16:30	07/19/16 17:05	7440-41-7	
Boron	120	ug/L	100	50.0	1	07/15/16 16:30	07/19/16 17:05	7440-42-8	
Calcium	219000	ug/L	100	8.1	1	07/15/16 16:30	07/19/16 17:05	7440-70-2	
Cobalt	<0.72	ug/L	5.0	0.72	1	07/15/16 16:30	07/19/16 17:05	7440-48-4	
Lead	<2.5	ug/L	5.0	2.5	1	07/15/16 16:30	07/19/16 17:05	7439-92-1	
Lithium	20.0	ug/L	10.0	4.9	1	07/15/16 16:30	07/19/16 17:05	7439-93-2	
Molybdenum	1.4J	ug/L	20.0	0.52	1	07/15/16 16:30	07/19/16 17:05	7439-98-7	
200.8 MET ICPMS		Analytical Method: EPA 200.8 Preparation Method: EPA 200.8							
Antimony	<0.058	ug/L	1.0	0.058	1	07/15/16 16:30	07/22/16 18:21	7440-36-0	
Arsenic	34.0	ug/L	1.0	0.10	1	07/15/16 16:30	07/22/16 18:21	7440-38-2	
Cadmium	<0.029	ug/L	0.50	0.029	1	07/15/16 16:30	07/22/16 18:21	7440-43-9	
Chromium	<0.34	ug/L	1.0	0.34	1	07/15/16 16:30	07/22/16 18:21	7440-47-3	
Selenium	<0.18	ug/L	1.0	0.18	1	07/15/16 16:30	07/22/16 18:21	7782-49-2	
Thallium	<0.50	ug/L	1.0	0.50	1	07/15/16 16:30	07/22/16 18:21	7440-28-0	
7470 Mercury		Analytical Method: EPA 7470 Preparation Method: EPA 7470							
Mercury	<0.039	ug/L	0.20	0.039	1	07/14/16 16:15	07/15/16 10:53	7439-97-6	
2540C Total Dissolved Solids		Analytical Method: SM 2540C							
Total Dissolved Solids	780	mg/L	5.0	5.0	1		07/18/16 16:37		
4500H+ pH, Electrometric		Analytical Method: SM 4500-H+B							
pH at 25 Degrees C	6.9	Std. Units	0.10	0.10	1		07/19/16 08:30		H6
300.0 IC Anions 28 Days		Analytical Method: EPA 300.0							
Chloride	6.0	mg/L	1.0	0.50	1		08/01/16 02:42	16887-00-6	
Fluoride	0.12J	mg/L	0.20	0.027	1		08/01/16 02:42	16984-48-8	
Sulfate	51.9	mg/L	5.0	0.77	5		08/02/16 16:55	14808-79-8	

REPORT OF LABORATORY ANALYSIS

This report shall not be reproduced, except in full,
without the written consent of Pace Analytical Services, LLC.

ANALYTICAL RESULTS

Project: AMEREN LABADIE ENERGY CTR-UWL

Pace Project No.: 60223484

Sample: L-BMW-2S **Lab ID: 60223486010** Collected: 07/11/16 13:38 Received: 07/14/16 04:55 Matrix: Water

Parameters	Results	Units	PQL	MDL	DF	Prepared	Analyzed	CAS No.	Qual
200.7 Metals, Total		Analytical Method: EPA 200.7 Preparation Method: EPA 200.7							
Barium	245	ug/L	10.0	0.58	1	07/15/16 16:30	07/19/16 17:07	7440-39-3	
Beryllium	<0.26	ug/L	1.0	0.26	1	07/15/16 16:30	07/19/16 17:07	7440-41-7	
Boron	58.2J	ug/L	100	50.0	1	07/15/16 16:30	07/19/16 17:07	7440-42-8	
Calcium	136000	ug/L	100	8.1	1	07/15/16 16:30	07/19/16 17:07	7440-70-2	
Cobalt	<0.72	ug/L	5.0	0.72	1	07/15/16 16:30	07/19/16 17:07	7440-48-4	
Lead	<2.5	ug/L	5.0	2.5	1	07/15/16 16:30	07/19/16 17:07	7439-92-1	
Lithium	19.2	ug/L	10.0	4.9	1	07/15/16 16:30	07/19/16 17:07	7439-93-2	
Molybdenum	2.9J	ug/L	20.0	0.52	1	07/15/16 16:30	07/19/16 17:07	7439-98-7	
200.8 MET ICPMS		Analytical Method: EPA 200.8 Preparation Method: EPA 200.8							
Antimony	0.24J	ug/L	1.0	0.058	1	07/15/16 16:30	07/22/16 18:25	7440-36-0	
Arsenic	0.41J	ug/L	1.0	0.10	1	07/15/16 16:30	07/22/16 18:25	7440-38-2	
Cadmium	0.045J	ug/L	0.50	0.029	1	07/15/16 16:30	07/22/16 18:25	7440-43-9	
Chromium	<0.34	ug/L	1.0	0.34	1	07/15/16 16:30	07/22/16 18:25	7440-47-3	
Selenium	0.75J	ug/L	1.0	0.18	1	07/15/16 16:30	07/22/16 18:25	7782-49-2	
Thallium	<0.50	ug/L	1.0	0.50	1	07/15/16 16:30	07/22/16 18:25	7440-28-0	
7470 Mercury		Analytical Method: EPA 7470 Preparation Method: EPA 7470							
Mercury	<0.039	ug/L	0.20	0.039	1	07/14/16 16:15	07/15/16 10:59	7439-97-6	
2540C Total Dissolved Solids		Analytical Method: SM 2540C							
Total Dissolved Solids	494	mg/L	5.0	5.0	1		07/18/16 16:38		
4500H+ pH, Electrometric		Analytical Method: SM 4500-H+B							
pH at 25 Degrees C	7.7	Std. Units	0.10	0.10	1		07/19/16 08:30		H6
300.0 IC Anions 28 Days		Analytical Method: EPA 300.0							
Chloride	8.2	mg/L	1.0	0.50	1		08/01/16 02:56	16887-00-6	
Fluoride	0.15J	mg/L	0.20	0.027	1		08/01/16 02:56	16984-48-8	
Sulfate	24.8	mg/L	2.0	0.31	2		08/02/16 17:10	14808-79-8	

REPORT OF LABORATORY ANALYSIS

This report shall not be reproduced, except in full,
without the written consent of Pace Analytical Services, LLC.

QUALITY CONTROL DATA

Project: AMEREN LABADIE ENERGY CTR-UWL

Pace Project No.: 60223484

QC Batch: 438581 Analysis Method: EPA 7470
 QC Batch Method: EPA 7470 Analysis Description: 7470 Mercury
 Associated Lab Samples: 60223484001, 60223484002, 60223484003, 60223484004

METHOD BLANK: 1793915 Matrix: Water
 Associated Lab Samples: 60223484001, 60223484002, 60223484003, 60223484004

Parameter	Units	Blank Result	Reporting Limit	MDL	Analyzed	Qualifiers
Mercury	ug/L	<0.039	0.20	0.039	07/15/16 09:13	

LABORATORY CONTROL SAMPLE: 1793916

Parameter	Units	Spike Conc.	LCS Result	LCS % Rec	% Rec Limits	Qualifiers
Mercury	ug/L	5	5.2	104	80-120	

MATRIX SPIKE & MATRIX SPIKE DUPLICATE: 1793917 1793918

Parameter	Units	60223480001 Result	MS	MSD	MS Result	MSD Result	MS % Rec	MSD % Rec	% Rec Limits	RPD	Max RPD	Qual
			Spike Conc.	Spike Conc.								
Mercury	ug/L	<0.039	5	5	4.7	4.4	95	89	75-125	7	20	

MATRIX SPIKE & MATRIX SPIKE DUPLICATE: 1793919 1793920

Parameter	Units	60223484002 Result	MS	MSD	MS Result	MSD Result	MS % Rec	MSD % Rec	% Rec Limits	RPD	Max RPD	Qual
			Spike Conc.	Spike Conc.								
Mercury	ug/L	<0.039	5	5	5.2	3.2	103	63	75-125	48	20	M1,R1

Results presented on this page are in the units indicated by the "Units" column except where an alternate unit is presented to the right of the result.

REPORT OF LABORATORY ANALYSIS

This report shall not be reproduced, except in full,
without the written consent of Pace Analytical Services, LLC.

QUALITY CONTROL DATA

Project: AMEREN LABADIE ENERGY CTR-UWL

Pace Project No.: 60223484

QC Batch: 438582 Analysis Method: EPA 7470
 QC Batch Method: EPA 7470 Analysis Description: 7470 Mercury
 Associated Lab Samples: 60223484005, 60223484006, 60223486009, 60223486010

METHOD BLANK: 1793921 Matrix: Water
 Associated Lab Samples: 60223484005, 60223484006, 60223486009, 60223486010

Parameter	Units	Blank Result	Reporting Limit	MDL	Analyzed	Qualifiers
Mercury	ug/L	<0.039	0.20	0.039	07/15/16 10:17	

LABORATORY CONTROL SAMPLE: 1793922

Parameter	Units	Spike Conc.	LCS Result	LCS % Rec	% Rec Limits	Qualifiers
Mercury	ug/L	5	4.9	97	80-120	

MATRIX SPIKE & MATRIX SPIKE DUPLICATE: 1793923 1793924

Parameter	Units	60223486008		60223486009		60223486010		% Rec Limits	RPD	Max RPD	Qual
		MS Result	MSD Spike Conc.	MS Result	MSD Spike Conc.	MS Result	MSD Spike Conc.				
Mercury	ug/L	<0.039	5	5	5.1	4.2	103	85	75-125	19	20

Results presented on this page are in the units indicated by the "Units" column except where an alternate unit is presented to the right of the result.

REPORT OF LABORATORY ANALYSIS

This report shall not be reproduced, except in full,
without the written consent of Pace Analytical Services, LLC.

QUALITY CONTROL DATA

Project: AMEREN LABADIE ENERGY CTR-UWL

Pace Project No.: 60223484

QC Batch: 438661

Analysis Method: EPA 200.7

QC Batch Method: EPA 200.7

Analysis Description: 200.7 Metals, Total

Associated Lab Samples: 60223484001, 60223484002, 60223484003, 60223484004, 60223484005, 60223484006

METHOD BLANK: 1794268

Matrix: Water

Associated Lab Samples: 60223484001, 60223484002, 60223484003, 60223484004, 60223484005, 60223484006

Parameter	Units	Blank Result	Reporting Limit	MDL	Analyzed	Qualifiers
Barium	ug/L	<0.58	5.0	0.58	07/18/16 13:10	
Beryllium	ug/L	<0.26	1.0	0.26	07/18/16 13:10	
Boron	ug/L	<50.0	100	50.0	07/18/16 13:10	
Calcium	ug/L	13.4J	100	8.1	07/18/16 13:10	
Cobalt	ug/L	<0.72	5.0	0.72	07/18/16 13:10	
Lead	ug/L	<2.5	5.0	2.5	07/18/16 13:10	
Lithium	ug/L	<4.9	10.0	4.9	07/18/16 13:10	
Molybdenum	ug/L	<0.52	20.0	0.52	07/18/16 13:10	

LABORATORY CONTROL SAMPLE: 1794269

Parameter	Units	Spike Conc.	LCS Result	LCS % Rec	% Rec Limits	Qualifiers
Barium	ug/L	1000	930	93	85-115	
Beryllium	ug/L	1000	965	97	85-115	
Boron	ug/L	1000	928	93	85-115	
Calcium	ug/L	10000	9540	95	85-115	
Cobalt	ug/L	1000	954	95	85-115	
Lead	ug/L	1000	983	98	85-115	
Lithium	ug/L	1000	954	95	85-115	
Molybdenum	ug/L	1000	994	99	85-115	

MATRIX SPIKE SAMPLE: 1794270

Parameter	Units	60223211005 Result	Spike Conc.	MS Result	MS % Rec	% Rec Limits	Qualifiers
Barium	ug/L	73.6	1000	1010	94	70-130	
Beryllium	ug/L	<0.26	1000	971	97	70-130	
Boron	ug/L	1270	1000	2230	95	70-130	
Calcium	ug/L	215000	10000	227000	125	70-130	
Cobalt	ug/L	10.3	1000	939	93	70-130	
Lead	ug/L	<2.5	1000	955	95	70-130	
Lithium	ug/L	45.6	1000	1020	98	70-130	
Molybdenum	ug/L	6.9J	1000	1010	100	70-130	

Results presented on this page are in the units indicated by the "Units" column except where an alternate unit is presented to the right of the result.

REPORT OF LABORATORY ANALYSIS

This report shall not be reproduced, except in full,
without the written consent of Pace Analytical Services, LLC.

QUALITY CONTROL DATA

Project: AMEREN LABADIE ENERGY CTR-UWL

Pace Project No.: 60223484

Parameter	Units	60223484002		1794271		1794272		% Rec	% Rec	% Rec	Limits	RPD	Max RPD	Qual
		MS Result	MS Spike Conc.	MSD Spike Conc.	MS Result	MSD Result	MS % Rec							
Barium	ug/L	178	1000	1000	1100	1100	93	92	70-130	1	20			
Beryllium	ug/L	<0.26	1000	1000	976	970	98	97	70-130	1	20			
Boron	ug/L	88.8J	1000	1000	1040	1030	95	94	70-130	1	20			
Calcium	ug/L	168000	10000	10000	182000	179000	141	108	70-130	2	20	M1		
Cobalt	ug/L	2.0J	1000	1000	926	921	92	92	70-130	0	20			
Lead	ug/L	<2.5	1000	1000	950	944	95	94	70-130	1	20			
Lithium	ug/L	43.0	1000	1000	999	997	96	95	70-130	0	20			
Molybdenum	ug/L	1.2J	1000	1000	989	986	99	98	70-130	0	20			

Results presented on this page are in the units indicated by the "Units" column except where an alternate unit is presented to the right of the result.

REPORT OF LABORATORY ANALYSIS

This report shall not be reproduced, except in full,
without the written consent of Pace Analytical Services, LLC.

QUALITY CONTROL DATA

Project: AMEREN LABADIE ENERGY CTR-UWL

Pace Project No.: 60223484

QC Batch: 438694 Analysis Method: EPA 200.7
 QC Batch Method: EPA 200.7 Analysis Description: 200.7 Metals, Total
 Associated Lab Samples: 60223486009, 60223486010

METHOD BLANK: 1794434 Matrix: Water

Associated Lab Samples: 60223486009, 60223486010

Parameter	Units	Blank Result	Reporting Limit	MDL	Analyzed	Qualifiers
Barium	ug/L	<0.58	5.0	0.58	07/19/16 16:32	
Beryllium	ug/L	<0.26	1.0	0.26	07/19/16 16:32	
Boron	ug/L	<50.0	100	50.0	07/19/16 16:32	
Calcium	ug/L	<8.1	100	8.1	07/19/16 16:32	
Cobalt	ug/L	<0.72	5.0	0.72	07/19/16 16:32	
Lead	ug/L	<2.5	5.0	2.5	07/19/16 16:32	
Lithium	ug/L	<4.9	10.0	4.9	07/19/16 16:32	
Molybdenum	ug/L	<0.52	20.0	0.52	07/19/16 16:32	

LABORATORY CONTROL SAMPLE: 1794435

Parameter	Units	Spike Conc.	LCS Result	LCS % Rec	% Rec Limits	Qualifiers
Barium	ug/L	1000	984	98	85-115	
Beryllium	ug/L	1000	1020	102	85-115	
Boron	ug/L	1000	984	98	85-115	
Calcium	ug/L	10000	10100	101	85-115	
Cobalt	ug/L	1000	1060	106	85-115	
Lead	ug/L	1000	1040	104	85-115	
Lithium	ug/L	1000	961	96	85-115	
Molybdenum	ug/L	1000	1080	108	85-115	

MATRIX SPIKE SAMPLE: 1794436

Parameter	Units	60223486003 Result	Spike Conc.	MS Result	MS % Rec	% Rec Limits	Qualifiers
Barium	ug/L	77.7	1000	1050	97	70-130	
Beryllium	ug/L	<0.26	1000	1030	103	70-130	
Boron	ug/L	4300	1000	5410	111	70-130	
Calcium	ug/L	67100	10000	79800	127	70-130	
Cobalt	ug/L	<0.72	1000	1040	104	70-130	
Lead	ug/L	<2.5	1000	1010	101	70-130	
Lithium	ug/L	25.8	1000	1010	99	70-130	
Molybdenum	ug/L	173	1000	1260	109	70-130	

Results presented on this page are in the units indicated by the "Units" column except where an alternate unit is presented to the right of the result.

REPORT OF LABORATORY ANALYSIS

This report shall not be reproduced, except in full,
without the written consent of Pace Analytical Services, LLC.

QUALITY CONTROL DATA

Project: AMEREN LABADIE ENERGY CTR-UWL

Pace Project No.: 60223484

Parameter	Units	60223486008		1794437		1794438		% Rec	% Rec	% Rec	Limits	RPD	Max RPD	Qual
		Result	MS Spike Conc.	MSD Spike Conc.	MS Result	MSD Result	MS % Rec							
Barium	ug/L	170	1000	1000	1140	1150	97	98	70-130	0	20			
Beryllium	ug/L	<0.26	1000	1000	1030	1040	103	104	70-130	0	20			
Boron	ug/L	6220	1000	1000	7220	7210	101	99	70-130	0	20			
Calcium	ug/L	183000	10000	10000	196000	194000	131	109	70-130	1	20	M1		
Cobalt	ug/L	2.4J	1000	1000	1050	1050	105	105	70-130	0	20			
Lead	ug/L	<2.5	1000	1000	1020	1030	102	103	70-130	1	20			
Lithium	ug/L	28.4	1000	1000	1010	1030	98	100	70-130	1	20			
Molybdenum	ug/L	80.7	1000	1000	1180	1190	110	111	70-130	0	20			

Results presented on this page are in the units indicated by the "Units" column except where an alternate unit is presented to the right of the result.

REPORT OF LABORATORY ANALYSIS

This report shall not be reproduced, except in full,
without the written consent of Pace Analytical Services, LLC.

QUALITY CONTROL DATA

Project: AMEREN LABADIE ENERGY CTR-UWL

Pace Project No.: 60223484

QC Batch: 438662 Analysis Method: EPA 200.8

QC Batch Method: EPA 200.8 Analysis Description: 200.8 MET

Associated Lab Samples: 60223484001, 60223484002, 60223484003, 60223484004, 60223484005, 60223484006

METHOD BLANK: 1794273 Matrix: Water

Associated Lab Samples: 60223484001, 60223484002, 60223484003, 60223484004, 60223484005, 60223484006

Parameter	Units	Blank Result	Reporting Limit	MDL	Analyzed	Qualifiers
Antimony	ug/L	<0.058	1.0	0.058	07/21/16 18:48	
Arsenic	ug/L	<0.10	1.0	0.10	07/21/16 18:48	
Cadmium	ug/L	<0.029	0.50	0.029	07/21/16 18:48	
Chromium	ug/L	<0.34	1.0	0.34	07/21/16 18:48	
Selenium	ug/L	<0.18	1.0	0.18	07/21/16 18:48	
Thallium	ug/L	<0.50	1.0	0.50	07/21/16 18:48	

LABORATORY CONTROL SAMPLE: 1794274

Parameter	Units	Spike Conc.	LCS Result	LCS % Rec	% Rec Limits	Qualifiers
Antimony	ug/L	40	42.0	105	85-115	
Arsenic	ug/L	40	41.8	105	85-115	
Cadmium	ug/L	40	41.5	104	85-115	
Chromium	ug/L	40	41.9	105	85-115	
Selenium	ug/L	40	40.7	102	85-115	
Thallium	ug/L	40	36.8	92	85-115	

MATRIX SPIKE & MATRIX SPIKE DUPLICATE: 1794275 1794276

Parameter	Units	60223484002		60223484005		MS Result	MSD Result	MS % Rec	MSD % Rec	% Rec Limits	Max RPD	Qual
		MS Spike Conc.	MSD Spike Conc.	MS Result	MSD Result							
Antimony	ug/L	<0.058	40	40	40.8	40.8	102	102	70-130	0	20	
Arsenic	ug/L	1.1	40	40	41.7	41.6	101	101	70-130	0	20	
Cadmium	ug/L	<0.029	40	40	39.1	38.9	98	97	70-130	1	20	
Chromium	ug/L	<0.34	40	40	40.4	39.9	101	100	70-130	1	20	
Selenium	ug/L	<0.18	40	40	37.4	37.7	93	94	70-130	1	20	
Thallium	ug/L	<0.50	40	40	38.0	37.9	95	95	70-130	0	20	

MATRIX SPIKE SAMPLE: 1794277

Parameter	Units	60223484005 Result	Spike Conc.	MS Result	MS % Rec	% Rec Limits	Qualifiers
Antimony	ug/L	0.063J	40	41.5	104	70-130	
Arsenic	ug/L	1.4	40	42.2	102	70-130	
Cadmium	ug/L	0.045J	40	39.4	98	70-130	
Chromium	ug/L	0.52J	40	40.8	101	70-130	
Selenium	ug/L	1.3	40	39.0	94	70-130	
Thallium	ug/L	<0.50	40	37.9	95	70-130	

Results presented on this page are in the units indicated by the "Units" column except where an alternate unit is presented to the right of the result.

REPORT OF LABORATORY ANALYSIS

This report shall not be reproduced, except in full,
without the written consent of Pace Analytical Services, LLC.

QUALITY CONTROL DATA

Project: AMEREN LABADIE ENERGY CTR-UWL
Pace Project No.: 60223484

QC Batch: 438697 Analysis Method: EPA 200.8
QC Batch Method: EPA 200.8 Analysis Description: 200.8 MET
Associated Lab Samples: 60223486009, 60223486010

METHOD BLANK: 1794447 Matrix: Water
Associated Lab Samples: 60223486009, 60223486010

Parameter	Units	Blank Result	Reporting Limit	MDL	Analyzed	Qualifiers
Antimony	ug/L	<0.058	1.0	0.058	07/22/16 17:16	
Arsenic	ug/L	<0.10	1.0	0.10	07/22/16 17:16	
Cadmium	ug/L	<0.029	0.50	0.029	07/22/16 17:16	
Chromium	ug/L	<0.34	1.0	0.34	07/22/16 17:16	
Selenium	ug/L	<0.18	1.0	0.18	07/22/16 17:16	
Thallium	ug/L	<0.50	1.0	0.50	07/22/16 17:16	

LABORATORY CONTROL SAMPLE: 1794448

Parameter	Units	Spike Conc.	LCS Result	LCS % Rec	% Rec Limits	Qualifiers
Antimony	ug/L	40	41.2	103	85-115	
Arsenic	ug/L	40	41.5	104	85-115	
Cadmium	ug/L	40	41.4	103	85-115	
Chromium	ug/L	40	41.4	104	85-115	
Selenium	ug/L	40	42.0	105	85-115	
Thallium	ug/L	40	37.6	94	85-115	

MATRIX SPIKE & MATRIX SPIKE DUPLICATE: 1794450 1794451

Parameter	Units	60223486008		60223486010		MS Result	MSD Result	MS % Rec	MSD % Rec	% Rec Limits	Max RPD	Qual
		MS Spike Conc.	MSD Spike Conc.	MS Result	MSD Result							
Antimony	ug/L	0.062J	40	40	41.1	41.4	102	103	70-130	1	20	
Arsenic	ug/L	5.9	40	40	47.4	47.9	104	105	70-130	1	20	
Cadmium	ug/L	0.049J	40	40	39.9	39.7	100	99	70-130	1	20	
Chromium	ug/L	<0.34	40	40	40.8	40.8	101	101	70-130	0	20	
Selenium	ug/L	<0.18	40	40	40.1	40.6	100	102	70-130	1	20	
Thallium	ug/L	<0.50	40	40	40.5	40.6	101	101	70-130	0	20	

MATRIX SPIKE SAMPLE: 1794452

Parameter	Units	60223486010 Result	Spike Conc.	MS Result	MS % Rec	% Rec Limits	Qualifiers
Antimony	ug/L	0.24J	40	41.3	103	70-130	
Arsenic	ug/L	0.41J	40	42.0	104	70-130	
Cadmium	ug/L	0.045J	40	40.6	101	70-130	
Chromium	ug/L	<0.34	40	41.2	102	70-130	
Selenium	ug/L	0.75J	40	41.4	102	70-130	
Thallium	ug/L	<0.50	40	39.6	99	70-130	

Results presented on this page are in the units indicated by the "Units" column except where an alternate unit is presented to the right of the result.

REPORT OF LABORATORY ANALYSIS

This report shall not be reproduced, except in full,
without the written consent of Pace Analytical Services, LLC.

QUALITY CONTROL DATA

Project: AMEREN LABADIE ENERGY CTR-UWL

Pace Project No.: 60223484

QC Batch: 438865

Analysis Method: SM 2540C

QC Batch Method: SM 2540C

Analysis Description: 2540C Total Dissolved Solids

Associated Lab Samples: 60223486009, 60223486010

METHOD BLANK: 1795295

Matrix: Water

Associated Lab Samples: 60223486009, 60223486010

Parameter	Units	Blank Result	Reporting Limit	MDL	Analyzed	Qualifiers
Total Dissolved Solids	mg/L	<5.0	5.0	5.0	07/18/16 16:03	

LABORATORY CONTROL SAMPLE: 1795296

Parameter	Units	Spike Conc.	LCS Result	LCS % Rec	% Rec Limits	Qualifiers
Total Dissolved Solids	mg/L	1000	1060	106	80-120	

SAMPLE DUPLICATE: 1795297

Parameter	Units	60223225002 Result	Dup Result	RPD	Max RPD	Qualifiers
Total Dissolved Solids	mg/L	1910	1840			

SAMPLE DUPLICATE: 1795298

Parameter	Units	60223337001 Result	Dup Result	RPD	Max RPD	Qualifiers
Total Dissolved Solids	mg/L	5440	5450	0	10	

Results presented on this page are in the units indicated by the "Units" column except where an alternate unit is presented to the right of the result.

REPORT OF LABORATORY ANALYSIS

This report shall not be reproduced, except in full,
without the written consent of Pace Analytical Services, LLC.

QUALITY CONTROL DATA

Project: AMEREN LABADIE ENERGY CTR-UWL

Pace Project No.: 60223484

QC Batch: 439280

Analysis Method: SM 2540C

QC Batch Method: SM 2540C

Analysis Description: 2540C Total Dissolved Solids

Associated Lab Samples: 60223484001, 60223484002

METHOD BLANK: 1796638

Matrix: Water

Associated Lab Samples: 60223484001, 60223484002

Parameter	Units	Blank Result	Reporting Limit	MDL	Analyzed	Qualifiers
Total Dissolved Solids	mg/L	<5.0	5.0	5.0	07/20/16 11:04	

LABORATORY CONTROL SAMPLE: 1796639

Parameter	Units	Spike Conc.	LCS Result	LCS % Rec	% Rec Limits	Qualifiers
Total Dissolved Solids	mg/L	1000	928	93	80-120	

SAMPLE DUPLICATE: 1796640

Parameter	Units	60223225002 Result	Dup Result	RPD	Max RPD	Qualifiers
Total Dissolved Solids	mg/L	1910	1910	0	10	H1

SAMPLE DUPLICATE: 1796641

Parameter	Units	60223484002 Result	Dup Result	RPD	Max RPD	Qualifiers
Total Dissolved Solids	mg/L	668	669	0	10	

Results presented on this page are in the units indicated by the "Units" column except where an alternate unit is presented to the right of the result.

REPORT OF LABORATORY ANALYSIS

This report shall not be reproduced, except in full,
without the written consent of Pace Analytical Services, LLC.

QUALITY CONTROL DATA

Project: AMEREN LABADIE ENERGY CTR-UWL

Pace Project No.: 60223484

QC Batch: 439282

Analysis Method: SM 2540C

QC Batch Method: SM 2540C

Analysis Description: 2540C Total Dissolved Solids

Associated Lab Samples: 60223484003, 60223484004, 60223484005, 60223484006

METHOD BLANK: 1796642

Matrix: Water

Associated Lab Samples: 60223484003, 60223484004, 60223484005, 60223484006

Parameter	Units	Blank Result	Reporting Limit	MDL	Analyzed	Qualifiers
Total Dissolved Solids	mg/L	<5.0	5.0	5.0	07/20/16 11:26	

LABORATORY CONTROL SAMPLE: 1796643

Parameter	Units	Spike Conc.	LCS Result	LCS % Rec	% Rec Limits	Qualifiers
Total Dissolved Solids	mg/L	1000	929	93	80-120	

SAMPLE DUPLICATE: 1796644

Parameter	Units	60223538001 Result	Dup Result	RPD	Max RPD	Qualifiers
Total Dissolved Solids	mg/L	541	524	3	10	

SAMPLE DUPLICATE: 1796645

Parameter	Units	60223538003 Result	Dup Result	RPD	Max RPD	Qualifiers
Total Dissolved Solids	mg/L	583	579	1	10	

Results presented on this page are in the units indicated by the "Units" column except where an alternate unit is presented to the right of the result.

REPORT OF LABORATORY ANALYSIS

This report shall not be reproduced, except in full,
without the written consent of Pace Analytical Services, LLC.

QUALITY CONTROL DATA

Project: AMEREN LABADIE ENERGY CTR-UWL

Pace Project No.: 60223484

QC Batch: 438827 Analysis Method: SM 4500-H+B

QC Batch Method: SM 4500-H+B Analysis Description: 4500H+B pH

Associated Lab Samples: 60223484001, 60223484002

SAMPLE DUPLICATE: 1795190

Parameter	Units	60223480001 Result	Dup Result	RPD	Max RPD	Qualifiers
pH at 25 Degrees C	Std. Units	7.2	7.2	0	5	H6

SAMPLE DUPLICATE: 1795191

Parameter	Units	60223484002 Result	Dup Result	RPD	Max RPD	Qualifiers
pH at 25 Degrees C	Std. Units	7.4	7.4	0	5	H6

Results presented on this page are in the units indicated by the "Units" column except where an alternate unit is presented to the right of the result.

REPORT OF LABORATORY ANALYSIS

This report shall not be reproduced, except in full,
without the written consent of Pace Analytical Services, LLC.

QUALITY CONTROL DATA

Project: AMEREN LABADIE ENERGY CTR-UWL

Pace Project No.: 60223484

QC Batch: 438986 Analysis Method: SM 4500-H+B

QC Batch Method: SM 4500-H+B Analysis Description: 4500H+B pH

Associated Lab Samples: 60223484003, 60223484004, 60223484005, 60223484006, 60223486009, 60223486010

SAMPLE DUPLICATE: 1795581

Parameter	Units	60223486008 Result	Dup Result	RPD	Max RPD	Qualifiers
pH at 25 Degrees C	Std. Units	7.3	7.3	0	5	H6

SAMPLE DUPLICATE: 1795582

Parameter	Units	60223608001 Result	Dup Result	RPD	Max RPD	Qualifiers
pH at 25 Degrees C	Std. Units	8.3	8.3	0	5	H6

Results presented on this page are in the units indicated by the "Units" column except where an alternate unit is presented to the right of the result.

REPORT OF LABORATORY ANALYSIS

This report shall not be reproduced, except in full,
without the written consent of Pace Analytical Services, LLC.

QUALITY CONTROL DATA

Project: AMEREN LABADIE ENERGY CTR-UWL

Pace Project No.: 60223484

QC Batch:	440718	Analysis Method:	EPA 300.0
QC Batch Method:	EPA 300.0	Analysis Description:	300.0 IC Anions
Associated Lab Samples:	60223484001, 60223484002, 60223484003, 60223484004, 60223484005, 60223484006, 60223486009, 60223486010		

METHOD BLANK:	1803297	Matrix:	Water
Associated Lab Samples:	60223484001, 60223484002, 60223484003, 60223484004, 60223484005, 60223484006, 60223486009, 60223486010		

Parameter	Units	Blank Result	Reporting Limit	MDL	Analyzed	Qualifiers
Chloride	mg/L	<0.50	1.0	0.50	07/31/16 21:18	
Fluoride	mg/L	<0.027	0.20	0.027	07/31/16 21:18	
Sulfate	mg/L	<0.15	1.0	0.15	07/31/16 21:18	

LABORATORY CONTROL SAMPLE: 1803298

Parameter	Units	Spike Conc.	LCS Result	LCS % Rec	% Rec Limits	Qualifiers
Chloride	mg/L	5	4.7	94	90-110	
Fluoride	mg/L	2.5	2.3	94	90-110	
Sulfate	mg/L	5	4.7	93	90-110	

MATRIX SPIKE & MATRIX SPIKE DUPLICATE: 1803299 1803300

Parameter	Units	60223484002		1803300		MS % Rec	MSD % Rec	% Rec Limits	RPD	Max RPD	Qual
		MS Result	MSD Spike Conc.	MS Result	MSD Spike Conc.						
Chloride	mg/L	6.1	5	5	11.0	10.9	98	96	80-120	1	15
Fluoride	mg/L	0.14J	2.5	2.5	2.6	2.5	98	95	80-120	3	15

MATRIX SPIKE SAMPLE: 1803301

Parameter	Units	60223486008 Result	Spike Conc.	MS Result	MS % Rec	% Rec Limits	Qualifiers
Fluoride	mg/L	0.23	2.5	2.6	96	80-120	

Results presented on this page are in the units indicated by the "Units" column except where an alternate unit is presented to the right of the result.

REPORT OF LABORATORY ANALYSIS

This report shall not be reproduced, except in full, without the written consent of Pace Analytical Services, LLC.

QUALITY CONTROL DATA

Project: AMEREN LABADIE ENERGY CTR-UWL

Pace Project No.: 60223484

QC Batch: 440988 Analysis Method: EPA 300.0
 QC Batch Method: EPA 300.0 Analysis Description: 300.0 IC Anions
 Associated Lab Samples: 60223484001, 60223484002, 60223484003, 60223484004, 60223484005

METHOD BLANK: 1803964 Matrix: Water
 Associated Lab Samples: 60223484001, 60223484002, 60223484003, 60223484004, 60223484005

Parameter	Units	Blank Result	Reporting Limit	MDL	Analyzed	Qualifiers
Sulfate	mg/L	<0.15	1.0	0.15	08/02/16 08:56	

LABORATORY CONTROL SAMPLE: 1803965

Parameter	Units	Spike Conc.	LCS Result	LCS % Rec	% Rec Limits	Qualifiers
Sulfate	mg/L	5	4.7	94	90-110	

MATRIX SPIKE & MATRIX SPIKE DUPLICATE: 1803966 1803967

Parameter	Units	60223480002 Result	MS Spike Conc.	MSD Spike Conc.	MS Result	MSD Result	MS % Rec	MSD % Rec	% Rec Limits	RPD	Max RPD	Qual
Sulfate	mg/L	208	100	100	306	306	98	98	80-120	0	15	

MATRIX SPIKE SAMPLE: 1803968

Parameter	Units	60223484002 Result	Spike Conc.	MS Result	MS % Rec	% Rec Limits	Qualifiers
Sulfate	mg/L	71.9	25	96.5	98	80-120	

Results presented on this page are in the units indicated by the "Units" column except where an alternate unit is presented to the right of the result.

REPORT OF LABORATORY ANALYSIS

This report shall not be reproduced, except in full,
without the written consent of Pace Analytical Services, LLC.

QUALITY CONTROL DATA

Project: AMEREN LABADIE ENERGY CTR-UWL

Pace Project No.: 60223484

QC Batch: 440989 Analysis Method: EPA 300.0
 QC Batch Method: EPA 300.0 Analysis Description: 300.0 IC Anions
 Associated Lab Samples: 60223486009, 60223486010

METHOD BLANK: 1803969 Matrix: Water

Associated Lab Samples: 60223486009, 60223486010

Parameter	Units	Blank Result	Reporting Limit	MDL	Analyzed	Qualifiers
Sulfate	mg/L	<0.15	1.0	0.15	08/02/16 08:57	

LABORATORY CONTROL SAMPLE: 1803970

Parameter	Units	Spike Conc.	LCS Result	LCS % Rec	% Rec Limits	Qualifiers
Sulfate	mg/L	5	4.9	98	90-110	

MATRIX SPIKE SAMPLE: 1803971

Parameter	Units	60223486008 Result	Spike Conc.	MS Result	MS % Rec	% Rec Limits	Qualifiers
Sulfate	mg/L	338	250	574	95	80-120	

MATRIX SPIKE SAMPLE: 1803972

Parameter	Units	60224349003 Result	Spike Conc.	MS Result	MS % Rec	% Rec Limits	Qualifiers
Sulfate	mg/L	174	100	266	92	80-120	

Results presented on this page are in the units indicated by the "Units" column except where an alternate unit is presented to the right of the result.

REPORT OF LABORATORY ANALYSIS

This report shall not be reproduced, except in full,
without the written consent of Pace Analytical Services, LLC.

ANALYTICAL RESULTS - RADIOCHEMISTRY

Project: AMEREN LABADIE ENERGY CTR-UWL

Pace Project No.: 60223484

Sample: L-TMW-1 **Lab ID: 60223484001** Collected: 07/13/16 09:13 Received: 07/14/16 04:55 Matrix: Water
PWS: Site ID: Sample Type:

Parameters	Method	Act ± Unc (MDC) Carr Trac	Units	Analyzed	CAS No.	Qual
Radium-226	EPA 903.1	0.000 ± 0.446 (0.966) C:NA T:85%	pCi/L	08/09/16 01:01	13982-63-3	
Radium-228	EPA 904.0	0.808 ± 0.339 (0.536) C:75% T:89%	pCi/L	08/05/16 23:27	15262-20-1	

REPORT OF LABORATORY ANALYSIS

This report shall not be reproduced, except in full,
without the written consent of Pace Analytical Services, LLC.

ANALYTICAL RESULTS - RADIOCHEMISTRY

Project: AMEREN LABADIE ENERGY CTR-UWL

Pace Project No.: 60223484

Sample: L-TMW-2 **Lab ID: 60223484002** Collected: 07/13/16 10:10 Received: 07/14/16 04:55 Matrix: Water
PWS: Site ID: Sample Type:

Parameters	Method	Act ± Unc (MDC) Carr Trac	Units	Analyzed	CAS No.	Qual
Radium-226	EPA 903.1	0.0854 ± 0.443 (0.919) C:NA T:81%	pCi/L	08/09/16 00:31	13982-63-3	
Radium-228	EPA 904.0	0.807 ± 0.393 (0.671) C:75% T:89%	pCi/L	08/08/16 15:43	15262-20-1	

REPORT OF LABORATORY ANALYSIS

This report shall not be reproduced, except in full,
without the written consent of Pace Analytical Services, LLC.

ANALYTICAL RESULTS - RADIOCHEMISTRY

Project: AMEREN LABADIE ENERGY CTR-UWL

Pace Project No.: 60223484

Sample: L-TMW-3 **Lab ID: 60223484003** Collected: 07/13/16 11:17 Received: 07/14/16 04:55 Matrix: Water
PWS: Site ID: Sample Type:

Parameters	Method	Act ± Unc (MDC) Carr Trac	Units	Analyzed	CAS No.	Qual
Radium-226	EPA 903.1	0.000 ± 0.414 (0.927) C:NA T:81%	pCi/L	08/09/16 00:32	13982-63-3	
Radium-228	EPA 904.0	0.979 ± 0.358 (0.521) C:78% T:88%	pCi/L	08/05/16 23:27	15262-20-1	

REPORT OF LABORATORY ANALYSIS

This report shall not be reproduced, except in full,
without the written consent of Pace Analytical Services, LLC.

ANALYTICAL RESULTS - RADIOCHEMISTRY

Project: AMEREN LABADIE ENERGY CTR-UWL

Pace Project No.: 60223484

Sample: L-MW-26 **Lab ID: 60223484004** Collected: 07/13/16 16:22 Received: 07/14/16 04:55 Matrix: Water
PWS: Site ID: Sample Type:

Parameters	Method	Act ± Unc (MDC) Carr Trac	Units	Analyzed	CAS No.	Qual
Radium-226	EPA 903.1	0.0719 ± 0.373 (0.774) C:NA T:93%	pCi/L	08/09/16 10:15	13982-63-3	
Radium-228	EPA 904.0	0.310 ± 0.332 (0.673) C:77% T:85%	pCi/L	08/05/16 23:28	15262-20-1	

REPORT OF LABORATORY ANALYSIS

This report shall not be reproduced, except in full,
without the written consent of Pace Analytical Services, LLC.

ANALYTICAL RESULTS - RADIOCHEMISTRY

Project: AMEREN LABADIE ENERGY CTR-UWL

Pace Project No.: 60223484

Sample: L-UWL-DUP-1 **Lab ID: 60223484005** Collected: 07/13/16 00:00 Received: 07/14/16 04:55 Matrix: Water
PWS: Site ID: Sample Type:

Parameters	Method	Act ± Unc (MDC) Carr Trac	Units	Analyzed	CAS No.	Qual
Radium-226	EPA 903.1	0.295 ± 0.356 (0.543) C:NA T:90%	pCi/L	08/09/16 10:16	13982-63-3	
Radium-228	EPA 904.0	0.714 ± 0.435 (0.813) C:75% T:77%	pCi/L	08/08/16 15:43	15262-20-1	

REPORT OF LABORATORY ANALYSIS

This report shall not be reproduced, except in full,
without the written consent of Pace Analytical Services, LLC.

ANALYTICAL RESULTS - RADIOCHEMISTRY

Project: AMEREN LABADIE ENERGY CTR-UWL

Pace Project No.: 60223484

Sample: L-UWL-FB-1 **Lab ID: 60223484006** Collected: 07/13/16 11:21 Received: 07/14/16 04:55 Matrix: Water
PWS: Site ID: Sample Type:

Parameters	Method	Act ± Unc (MDC) Carr Trac	Units	Analyzed	CAS No.	Qual
Radium-226	EPA 903.1	0.516 ± 0.562 (0.885) C:NA T:91%	pCi/L	08/09/16 10:15	13982-63-3	
Radium-228	EPA 904.0	0.551 ± 0.394 (0.775) C:75% T:90%	pCi/L	08/08/16 15:43	15262-20-1	

REPORT OF LABORATORY ANALYSIS

This report shall not be reproduced, except in full,
without the written consent of Pace Analytical Services, LLC.

ANALYTICAL RESULTS - RADIOCHEMISTRY

Project: AMEREN LABADIE ENERGY CTR-UWL

Pace Project No.: 60223484

Parameters	Method	Act ± Unc (MDC) Carr Trac	Units	Analyzed	CAS No.	Qual
Radium-226	EPA 903.1	101.8 %REC ± NA (NA) C:NA T:NA	pCi/L	08/09/16 10:56	13982-63-3	
Radium-228	EPA 904.0	98.3 %REC +/- NA (NA) C:NA T:NA	pCi/L	08/08/16 15:43	15262-20-1	

REPORT OF LABORATORY ANALYSIS

This report shall not be reproduced, except in full,
without the written consent of Pace Analytical Services, LLC.

ANALYTICAL RESULTS - RADIOCHEMISTRY

Project: AMEREN LABADIE ENERGY CTR-UWL

Pace Project No.: 60223484

Sample: L-TMW-2 MSD		Lab ID: 60223484008	Collected: 07/13/16 10:10	Received: 07/14/16 04:55	Matrix: Water		
PWS:		Site ID:	Sample Type:				
Parameters	Method	Act ± Unc (MDC) Carr Trac		Units	Analyzed	CAS No.	Qual
Radium-226	EPA 903.1	79.9% REC	24.05 RPD ±	pCi/L	08/09/16 10:46	13982-63-3	
		NA (NA)					
		C:NA T:NA					
Radium-228	EPA 904.0	119 %REC	19.3 RPD +/- NA	pCi/L	08/08/16 15:43	15262-20-1	1e
		(NA)					
		C:NA T:NA					

REPORT OF LABORATORY ANALYSIS

This report shall not be reproduced, except in full,
without the written consent of Pace Analytical Services, LLC.

ANALYTICAL RESULTS - RADIOCHEMISTRY

Project: AMEREN LABADIE ENERGY CTR-UWL

Pace Project No.: 60223484

Parameters	Method	Act ± Unc (MDC) Carr Trac	Units	Analyzed	CAS No.	Qual
Radium-226	EPA 903.1	0.902 ± 0.667 (0.903) C:NA T:92%	pCi/L	08/08/16 20:11	13982-63-3	
Radium-228	EPA 904.0	1.59 ± 0.540 (0.752) C:77% T:82%	pCi/L	08/08/16 15:41	15262-20-1	

REPORT OF LABORATORY ANALYSIS

This report shall not be reproduced, except in full,
without the written consent of Pace Analytical Services, LLC.

ANALYTICAL RESULTS - RADIOCHEMISTRY

Project: AMEREN LABADIE ENERGY CTR-UWL

Pace Project No.: 60223484

Sample: L-BMW-2S **Lab ID: 60223486010** Collected: 07/11/16 13:38 Received: 07/14/16 04:55 Matrix: Water
PWS: Site ID: Sample Type:

Parameters	Method	Act ± Unc (MDC) Carr Trac	Units	Analyzed	CAS No.	Qual
Radium-226	EPA 903.1	0.152 ± 0.472 (0.913) C:NA T:91%	pCi/L	08/08/16 20:55	13982-63-3	
Radium-228	EPA 904.0	0.169 ± 0.323 (0.711) C:77% T:84%	pCi/L	08/08/16 15:42	15262-20-1	

REPORT OF LABORATORY ANALYSIS

This report shall not be reproduced, except in full,
without the written consent of Pace Analytical Services, LLC.

QUALITY CONTROL - RADIOCHEMISTRY

Project: AMEREN LABADIE ENERGY CTR-UWL

Pace Project No.: 60223484

QC Batch:	227885	Analysis Method:	EPA 903.1
QC Batch Method:	EPA 903.1	Analysis Description:	903.1 Radium-226
Associated Lab Samples:	60223484001, 60223484002, 60223484003, 60223484004, 60223484005, 60223484006, 60223484007, 60223484008		

METHOD BLANK:	1116171	Matrix:	Water
Associated Lab Samples:	60223484001, 60223484002, 60223484003, 60223484004, 60223484005, 60223484006, 60223484007, 60223484008		

Parameter	Act ± Unc (MDC) Carr Trac	Units	Analyzed	Qualifiers
Radium-226	0.158 ± 0.489 (0.946) C:NA T:88%	pCi/L	08/09/16 00:18	

Results presented on this page are in the units indicated by the "Units" column except where an alternate unit is presented to the right of the result.

REPORT OF LABORATORY ANALYSIS

This report shall not be reproduced, except in full,
without the written consent of Pace Analytical Services, LLC.

QUALITY CONTROL - RADIOCHEMISTRY

Project: AMEREN LABADIE ENERGY CTR-UWL

Pace Project No.: 60223484

QC Batch:	227880	Analysis Method:	EPA 903.1
QC Batch Method:	EPA 903.1	Analysis Description:	903.1 Radium-226
Associated Lab Samples:	60223486009, 60223486010		

METHOD BLANK:	1116165	Matrix:	Water
Associated Lab Samples:	60223486009, 60223486010		

Parameter	Act ± Unc (MDC) Carr Trac	Units	Analyzed	Qualifiers
Radium-226	-0.204 ± 0.353 (0.889) C:NA T:96%	pCi/L	08/08/16 19:24	

Results presented on this page are in the units indicated by the "Units" column except where an alternate unit is presented to the right of the result.

REPORT OF LABORATORY ANALYSIS

This report shall not be reproduced, except in full,
without the written consent of Pace Analytical Services, LLC.

QUALITY CONTROL - RADIOCHEMISTRY

Project: AMEREN LABADIE ENERGY CTR-UWL

Pace Project No.: 60223484

QC Batch:	227854	Analysis Method:	EPA 904.0
QC Batch Method:	EPA 904.0	Analysis Description:	904.0 Radium 228
Associated Lab Samples:	60223484002, 60223484005, 60223484006, 60223484007, 60223484008, 60223486009, 60223486010		

METHOD BLANK:	1116121	Matrix:	Water
Associated Lab Samples:	60223484002, 60223484005, 60223484006, 60223484007, 60223484008, 60223486009, 60223486010		

Parameter	Act ± Unc (MDC) Carr Trac	Units	Analyzed	Qualifiers
Radium-228	0.520 ± 0.358 (0.690) C:76% T:91%	pCi/L	08/08/16 12:05	

Results presented on this page are in the units indicated by the "Units" column except where an alternate unit is presented to the right of the result.

REPORT OF LABORATORY ANALYSIS

This report shall not be reproduced, except in full,
without the written consent of Pace Analytical Services, LLC.

QUALITY CONTROL - RADIOCHEMISTRY

Project: AMEREN LABADIE ENERGY CTR-UWL

Pace Project No.: 60223484

QC Batch: 227853 Analysis Method: EPA 904.0

QC Batch Method: EPA 904.0 Analysis Description: 904.0 Radium 228

Associated Lab Samples: 60223484001, 60223484003, 60223484004

METHOD BLANK: 1116120 Matrix: Water

Associated Lab Samples: 60223484001, 60223484003, 60223484004

Parameter	Act ± Unc (MDC) Carr Trac	Units	Analyzed	Qualifiers
Radium-228	0.264 ± 0.262 (0.524) C:83% T:85%	pCi/L	08/05/16 23:25	

Results presented on this page are in the units indicated by the "Units" column except where an alternate unit is presented to the right of the result.

REPORT OF LABORATORY ANALYSIS

This report shall not be reproduced, except in full,
without the written consent of Pace Analytical Services, LLC.

QUALIFIERS

Project: AMEREN LABADIE ENERGY CTR-UWL

Pace Project No.: 60223484

DEFINITIONS

DF - Dilution Factor, if reported, represents the factor applied to the reported data due to dilution of the sample aliquot.

ND - Not Detected at or above adjusted reporting limit.

TNTC - Too Numerous To Count

J - Estimated concentration above the adjusted method detection limit and below the adjusted reporting limit.

MDL - Adjusted Method Detection Limit.

PQL - Practical Quantitation Limit.

RL - Reporting Limit.

S - Surrogate

1,2-Diphenylhydrazine decomposes to and cannot be separated from Azobenzene using Method 8270. The result for each analyte is a combined concentration.

Consistent with EPA guidelines, unrounded data are displayed and have been used to calculate % recovery and RPD values.

LCS(D) - Laboratory Control Sample (Duplicate)

MS(D) - Matrix Spike (Duplicate)

DUP - Sample Duplicate

RPD - Relative Percent Difference

NC - Not Calculable.

SG - Silica Gel - Clean-Up

U - Indicates the compound was analyzed for, but not detected.

N-Nitrosodiphenylamine decomposes and cannot be separated from Diphenylamine using Method 8270. The result reported for each analyte is a combined concentration.

Act - Activity

Unc - Uncertainty: SDWA = 1.96 sigma count uncertainty, all other matrices = Expanded Uncertainty (95% confidence interval).

Gamma Spec = Expanded Uncertainty (95.4% Confidence Interval)

(MDC) - Minimum Detectable Concentration

Trac - Tracer Recovery (%)

Carr - Carrier Recovery (%)

Pace Analytical is TNI accredited. Contact your Pace PM for the current list of accredited analytes.

TNI - The NELAC Institute.

LABORATORIES

PASI-K Pace Analytical Services - Kansas City

PASI-PA Pace Analytical Services - Greensburg

SAMPLE QUALIFIERS

Sample: 60223484006

[1] Upload error caused the results for the MS to be uploaded instead of the results for this sample.

ANALYTE QUALIFIERS

1e The % recovery for the Ra-228 matrix spike dup performed on sample 60223484008 was high and outside of Pace's default acceptance criteria at 119.19%. The high bias may be due to sample matrix interference and indicate a high bias in the sample result.

B Analyte was detected in the associated method blank.

H1 Analysis conducted outside the EPA method holding time.

H6 Analysis initiated outside of the 15 minute EPA required holding time.

M1 Matrix spike recovery exceeded QC limits. Batch accepted based on laboratory control sample (LCS) recovery.

REPORT OF LABORATORY ANALYSIS

This report shall not be reproduced, except in full,
without the written consent of Pace Analytical Services, LLC.

QUALIFIERS

Project: AMEREN LABADIE ENERGY CTR-UWL
Pace Project No.: 60223484

ANALYTE QUALIFIERS

R1 RPD value was outside control limits.

REPORT OF LABORATORY ANALYSIS

This report shall not be reproduced, except in full,
without the written consent of Pace Analytical Services, LLC.

QUALITY CONTROL DATA CROSS REFERENCE TABLE

Project: AMEREN LABADIE ENERGY CTR-UWL

Pace Project No.: 60223484

Lab ID	Sample ID	QC Batch Method	QC Batch	Analytical Method	Analytical Batch
60223484001	L-TMW-1	EPA 200.7	438661	EPA 200.7	438770
60223484002	L-TMW-2	EPA 200.7	438661	EPA 200.7	438770
60223484003	L-TMW-3	EPA 200.7	438661	EPA 200.7	438770
60223484004	L-MW-26	EPA 200.7	438661	EPA 200.7	438770
60223484005	L-UWL-DUP-1	EPA 200.7	438661	EPA 200.7	438770
60223484006	L-UWL-FB-1	EPA 200.7	438661	EPA 200.7	438770
60223486009	L-BMW-1S	EPA 200.7	438694	EPA 200.7	438764
60223486010	L-BMW-2S	EPA 200.7	438694	EPA 200.7	438764
60223484001	L-TMW-1	EPA 200.8	438662	EPA 200.8	438771
60223484002	L-TMW-2	EPA 200.8	438662	EPA 200.8	438771
60223484003	L-TMW-3	EPA 200.8	438662	EPA 200.8	438771
60223484004	L-MW-26	EPA 200.8	438662	EPA 200.8	438771
60223484005	L-UWL-DUP-1	EPA 200.8	438662	EPA 200.8	438771
60223484006	L-UWL-FB-1	EPA 200.8	438662	EPA 200.8	438771
60223486009	L-BMW-1S	EPA 200.8	438697	EPA 200.8	438765
60223486010	L-BMW-2S	EPA 200.8	438697	EPA 200.8	438765
60223484001	L-TMW-1	EPA 7470	438581	EPA 7470	438588
60223484002	L-TMW-2	EPA 7470	438581	EPA 7470	438588
60223484003	L-TMW-3	EPA 7470	438581	EPA 7470	438588
60223484004	L-MW-26	EPA 7470	438581	EPA 7470	438588
60223484005	L-UWL-DUP-1	EPA 7470	438582	EPA 7470	438589
60223484006	L-UWL-FB-1	EPA 7470	438582	EPA 7470	438589
60223486009	L-BMW-1S	EPA 7470	438582	EPA 7470	438589
60223486010	L-BMW-2S	EPA 7470	438582	EPA 7470	438589
60223484001	L-TMW-1	EPA 903.1	227885		
60223484002	L-TMW-2	EPA 903.1	227885		
60223484003	L-TMW-3	EPA 903.1	227885		
60223484004	L-MW-26	EPA 903.1	227885		
60223484005	L-UWL-DUP-1	EPA 903.1	227885		
60223484006	L-UWL-FB-1	EPA 903.1	227885		
60223486009	L-BMW-1S	EPA 903.1	227880		
60223486010	L-BMW-2S	EPA 903.1	227880		
60223484007	L-TMW-2 MS	EPA 903.1	227885		
60223484008	L-TMW-2 MSD	EPA 903.1	227885		
60223484001	L-TMW-1	EPA 904.0	227853		
60223484002	L-TMW-2	EPA 904.0	227854		
60223484003	L-TMW-3	EPA 904.0	227853		
60223484004	L-MW-26	EPA 904.0	227853		
60223484005	L-UWL-DUP-1	EPA 904.0	227854		
60223484006	L-UWL-FB-1	EPA 904.0	227854		
60223486009	L-BMW-1S	EPA 904.0	227854		
60223486010	L-BMW-2S	EPA 904.0	227854		
60223484007	L-TMW-2 MS	EPA 904.0	227854		

REPORT OF LABORATORY ANALYSIS

This report shall not be reproduced, except in full,
without the written consent of Pace Analytical Services, LLC.

QUALITY CONTROL DATA CROSS REFERENCE TABLE

Project: AMEREN LABADIE ENERGY CTR-UWL

Pace Project No.: 60223484

Lab ID	Sample ID	QC Batch Method	QC Batch	Analytical Method	Analytical Batch
60223484008	L-TMW-2 MSD	EPA 904.0	227854		
60223484001	L-TMW-1	SM 2540C	439280		
60223484002	L-TMW-2	SM 2540C	439280		
60223484003	L-TMW-3	SM 2540C	439282		
60223484004	L-MW-26	SM 2540C	439282		
60223484005	L-UWL-DUP-1	SM 2540C	439282		
60223484006	L-UWL-FB-1	SM 2540C	439282		
60223486009	L-BMW-1S	SM 2540C	438865		
60223486010	L-BMW-2S	SM 2540C	438865		
60223484001	L-TMW-1	SM 4500-H+B	438827		
60223484002	L-TMW-2	SM 4500-H+B	438827		
60223484003	L-TMW-3	SM 4500-H+B	438986		
60223484004	L-MW-26	SM 4500-H+B	438986		
60223484005	L-UWL-DUP-1	SM 4500-H+B	438986		
60223484006	L-UWL-FB-1	SM 4500-H+B	438986		
60223486009	L-BMW-1S	SM 4500-H+B	438986		
60223486010	L-BMW-2S	SM 4500-H+B	438986		
60223484001	L-TMW-1	EPA 300.0	440718		
60223484001	L-TMW-1	EPA 300.0	440988		
60223484002	L-TMW-2	EPA 300.0	440718		
60223484002	L-TMW-2	EPA 300.0	440988		
60223484003	L-TMW-3	EPA 300.0	440718		
60223484003	L-TMW-3	EPA 300.0	440988		
60223484004	L-MW-26	EPA 300.0	440718		
60223484004	L-MW-26	EPA 300.0	440988		
60223484005	L-UWL-DUP-1	EPA 300.0	440718		
60223484005	L-UWL-DUP-1	EPA 300.0	440988		
60223484006	L-UWL-FB-1	EPA 300.0	440718		
60223486009	L-BMW-1S	EPA 300.0	440718		
60223486009	L-BMW-1S	EPA 300.0	440989		
60223486010	L-BMW-2S	EPA 300.0	440718		
60223486010	L-BMW-2S	EPA 300.0	440989		

REPORT OF LABORATORY ANALYSIS

This report shall not be reproduced, except in full,
without the written consent of Pace Analytical Services, LLC.



Sample Condition Upon Receipt

WO#: 60223484



60223484

Client Name: Golden Ass.

Courier: FedEx UPS VIA Clay PEX ECI Pace Other Client

Tracking #: _____ Pace Shipping Label Used? Yes No

Custody Seal on Cooler/Box Present: Yes No Seals intact: Yes No

Packing Material: Bubble Wrap Bubble Bags Foam None Other Zip

Thermometer Used: CF +1.1 T-266 / CF -0.1 T-239 Type of Ice: Wet Blue None Samples received on ice, cooling process has begun.

Cooler Temperature: 1.3 / 20.7

Temperature should be above freezing to 6°C

Date and initials of person examining contents: S 7/14/16

Chain of Custody present:	<input checked="" type="checkbox"/> Yes <input type="checkbox"/> No <input type="checkbox"/> N/A	1.
Chain of Custody filled out:	<input checked="" type="checkbox"/> Yes <input type="checkbox"/> No <input type="checkbox"/> N/A	2.
Chain of Custody relinquished:	<input checked="" type="checkbox"/> Yes <input type="checkbox"/> No <input type="checkbox"/> N/A	3.
Sampler name & signature on COC:	<input checked="" type="checkbox"/> Yes <input type="checkbox"/> No <input type="checkbox"/> N/A	4.
Samples arrived within holding time:	<input checked="" type="checkbox"/> Yes <input type="checkbox"/> No <input type="checkbox"/> N/A	5.
Short Hold Time analyses (<72hr):	<input checked="" type="checkbox"/> Yes <input type="checkbox"/> No <input type="checkbox"/> N/A	6. <u>PH</u>
Rush Turn Around Time requested:	<input type="checkbox"/> Yes <input checked="" type="checkbox"/> No <input type="checkbox"/> N/A	7.
Sufficient volume:	<input checked="" type="checkbox"/> Yes <input type="checkbox"/> No <input type="checkbox"/> N/A	8. <u>Counts</u>
Correct containers used:	<input checked="" type="checkbox"/> Yes <input type="checkbox"/> No <input type="checkbox"/> N/A	9. <u>Sample on COC for L-TMW-1 and L-TMW-2 are backworks</u>
Pace containers used:	<input checked="" type="checkbox"/> Yes <input type="checkbox"/> No <input type="checkbox"/> N/A	10. <u>LTmw-1 has 2 for test radium</u>
Containers intact:	<input checked="" type="checkbox"/> Yes <input type="checkbox"/> No <input type="checkbox"/> N/A	11. <u>LTmw-2 has 6 for test radium</u>
Unpreserved 5035A soils frozen w/in 48hrs?	<input type="checkbox"/> Yes <input type="checkbox"/> No <input checked="" type="checkbox"/> N/A	12.
Filtered volume received for dissolved tests?	<input type="checkbox"/> Yes <input type="checkbox"/> No <input checked="" type="checkbox"/> N/A	13.
Sample labels match COC:	<input checked="" type="checkbox"/> Yes <input type="checkbox"/> No <input type="checkbox"/> N/A	
Includes date/time/ID/analyses Matrix: <u>wt</u>		
All containers needing preservation have been checked.	<input checked="" type="checkbox"/> Yes <input type="checkbox"/> No <input type="checkbox"/> N/A	
All containers needing preservation are found to be in compliance with EPA recommendation.	<input checked="" type="checkbox"/> Yes <input type="checkbox"/> No <input type="checkbox"/> N/A	14.
Exceptions: VOA, Coliform, O&G, WI-DRO (water)	<input type="checkbox"/> Yes <input checked="" type="checkbox"/> No	Initial when completed
Trip Blank present:	<input type="checkbox"/> Yes <input type="checkbox"/> No <input checked="" type="checkbox"/> N/A	Lot # of added preservative
Pace Trip Blank lot # (if purchased):		15.
Headspace in VOA vials (>6mm):	<input type="checkbox"/> Yes <input type="checkbox"/> No <input checked="" type="checkbox"/> N/A	16.
Project sampled in USDA Regulated Area:	<input type="checkbox"/> Yes <input type="checkbox"/> No <input checked="" type="checkbox"/> N/A	17. List State:
Additional labels attached to 5035A vials in the field?	<input type="checkbox"/> Yes <input type="checkbox"/> No <input checked="" type="checkbox"/> N/A	18.

Client Notification/ Resolution: Copy COC to Client? Y / N Field Data Required? Y / N

Person Contacted: _____ Date/Time: _____

Comments/ Resolution: _____

Project Manager Review: Jami Church _____ Date: 7/14/16

Project Manager Review: _____ Date: _____

CHAIN-OF-CUSTODY / Analytical Request Document

The Chain-of-Custody is a LEGAL DOCUMENT. All relevant fields must be completed accurately.



Page: **1** of **1**

Section A Required Client Information:
 Company: **Golder Associates**
 Address: **820 South Main Street, Suite 100**
 St Charles, MO 63301

Section B Required Project Information:
 Report To: **Mark Haddock (mhaddock@golder.com)**
 Copy To: **Jeffrey Ingram**
 Purchase Order No.:
 Project Name: **Ameren Labadie Energy Center - UWL**
 Project Profile #: **9285**

Section C Invoice Information:
 Attention:
 Company Name:
 Address:
 Pace Quote Reference:
 Pace Project Manager: **Jamie Church**
 Site Location: **MO**
 Regulatory Agency:
 NPDES GROUND WATER DRINKING WATER
 UST RCRA OTHER

ITEM #	Valid Matrix Codes MATRIX CODE DRINKING WATER (DW) WASTE WATER (WW) WATER PRODUCT (P) SOL/SOLID (SL) OIL (OL) WASTE WATER (WW) WATER PRODUCT (P) SOL/SOLID (SL) OIL (OL)	CLIENT INFORMATION Matrix Code Sample ID (A-Z, 0-9 / . / -) Sample IDs MUST BE UNIQUE	SAMPLE TYPE (G=GRAB C=COMP)	COLLECTED		SAMPLE TEMP AT COLLECTION	# OF CONTAINERS	PRESERVATIVES Unpreserved H ₂ SO ₄ HNO ₃ HCl NaOH Na ₂ O ₃ Methanol Other	ANALYSIS TEST Metals* Chloride/Fluoride/Sulfate TDS PH Radium 226 & 228	Requested Analysis Filtered (Y/N)	Residual Chlorine (Y/N)	Pace Project No./ Lab I.D.
				COMPOSITE START	COMPOSITE END/GRAB							
1	L-TMW-1		G	7/19/16	0913		4	3	3	3	N	2 (BRAIN) BRAUN, BPSN 2001
2	L-TMW-2		G	7/13/16	010		4	1	1	1	N	6 (BRAIN) 3 (BRAIN) 3 (BRAIN) 001
3	L-TMW-3		G	7/13/16	117		4	1	1	1	N	2 (BRAIN) BRAUN, BPSN 2002
4	L-MW-26		G	7/12/16	1622		4	1	1	1	N	2 (BRAIN) BRAUN, BPSN 2003
5	L-UWL-DUP-1		G	7/13/16			4	1	1	1	N	↓ ↓ ↓ ↓ ↓ ↓ ↓ ↓ ↓ ↓
6	L-UWL-FB-1		G	7/13/16	1121		4	1	1	1	N	↓ ↓ ↓ ↓ ↓ ↓ ↓ ↓ ↓ ↓
7			G									
8			G									
9			G									
10			G									
11			G									
12			G									

RELIQUISHED BY / AFFILIATION	DATE	TIME	ACCEPTED BY / AFFILIATION	DATE	TIME	SAMPLE CONDITIONS
<i>John Wozniak / Golder</i>	7/19/16	1648	<i>John Wozniak / Golder</i>	7/13/16	1642	Received on Ice (Y/N) Custody Sealed Cooler (Y/N) Samples Intact (Y/N)
<i>John Wozniak / Golder</i>	7-15-16	1730	<i>John Wozniak / Golder</i>	7/11/16	0455	Temp in °C 20.7 N

ADDITIONAL COMMENTS
 *EPA 200.7: Ba, Be, B, Ca, Co, Pb, Li, Mo + EPA 1470A Hg
 EPA 200.8: Sb, As, Cd, Cr, Se, Tl

SAMPLER NAME AND SIGNATURE
 PRINT Name of SAMPLER: *John Wozniak*
 SIGNATURE of SAMPLER: *John Wozniak*

DATE Signed (MM/DD/YY): *7/13/16*

*Important Note: By signing this form you are accepting Pace's NET 30 day payment terms and agreeing to late charges of 1.5% per month for any invoices not paid within 30 days.

Chain of Custody

30190178



Workorder: 60223484 Workorder Name: AMEREN LABADIE ENERGY CTR-UWL Owner Received Date: 7/14/2016 Results Requested By: 7/28/2016

Report To: Subcontract To: Requested Analysis

Jamie Church
Pace Analytical Kansas
9608 Loiret Blvd.
Lenexa, KS 66219
Phone (913)599-5665

Pace Analytical Pittsburgh
1638 Roseytown Road
Suites 2, 3, & 4
Greensburg, PA 15601
Phone (724)850-5600

WO#: 30190178



Radium 226 & 228

Item	Sample ID	Sample Type	Collect Date/Time	Lab ID	Matrix	Preserved Containers	LAB USE ONLY
1	L-TMW-1	PS	7/13/2016 09:13	60223484001	Water	2	001
2	L-TMW-2	RQS	7/13/2016 10:10	60223484002	Water	2	002
3	L-TMW-3	PS	7/13/2016 11:17	60223484003	Water	2	003
4	L-TMW-26	PS	7/13/2016 16:22	60223484004	Water	2	004
5	L-UWL-DUP-1	PS	7/13/2016 00:00	60223484005	Water	2	005
6	L-UWL-FB-1	PS	7/13/2016 11:21	60223484006	Water	2	007
7	L-TMW-2 MS	PS	7/13/2016 10:10	60223484007	Water	2	008
8	L-TMW-2 MSD	PS	7/13/2016 10:10	60223484008	Water	2	009

Transfers	Released By	Date/Time	Received	Date/Time	Comments
1	<i>[Signature]</i>	07/15/16 17:00	Karen E. Hill	7/19/16 15:55	
2					
3					

Cooler Temperature on Receipt N/A °C Custody Seal or N Received on Ice Y or N Samples Intact or N

***In order to maintain client confidentiality, location/name of the sampling site, sampler's name and signature may not be provided on this COC document. This chain of custody is considered complete as is since this information is available in the owner laboratory.

Sample Condition Upon Receipt Pittsburgh



Client Name: Pace, Kansas

Project # 30190178

Courier: Fed Ex UPS USPS Client Commercial Pace Other _____

Tracking #: 67031646 4300

Custody Seal on Cooler/Box Present: yes no Seals intact: yes no

Thermometer Used NIA Type of Ice: Wet Blue None

Cooler Temperature Observed Temp NIA °C Correction Factor: NIA °C Final Temp: NIA °C

Temp should be above freezing to 6°C

Date and Initials of person examining contents: KK 7/19/16

Comments:

	Yes	No	N/A	
Chain of Custody Present:	<input checked="" type="checkbox"/>	<input type="checkbox"/>	<input type="checkbox"/>	1.
Chain of Custody Filled Out:	<input checked="" type="checkbox"/>	<input type="checkbox"/>	<input type="checkbox"/>	2.
Chain of Custody Relinquished:	<input checked="" type="checkbox"/>	<input type="checkbox"/>	<input type="checkbox"/>	3.
Sampler Name & Signature on COC:	<input type="checkbox"/>	<input checked="" type="checkbox"/>	<input type="checkbox"/>	4.
Sample Labels match COC:	<input checked="" type="checkbox"/>	<input type="checkbox"/>	<input type="checkbox"/>	5.
-Includes date/time/ID/Analysis Matrix: <u>WT</u>				
Samples Arrived within Hold Time:	<input checked="" type="checkbox"/>	<input type="checkbox"/>	<input type="checkbox"/>	6.
Short Hold Time Analysis (<72hr remaining):	<input type="checkbox"/>	<input checked="" type="checkbox"/>	<input type="checkbox"/>	7.
Rush Turn Around Time Requested:	<input checked="" type="checkbox"/>	<input type="checkbox"/>	<input type="checkbox"/>	8.
Sufficient Volume:	<input checked="" type="checkbox"/>	<input type="checkbox"/>	<input type="checkbox"/>	9.
Correct Containers Used:	<input checked="" type="checkbox"/>	<input type="checkbox"/>	<input type="checkbox"/>	10.
-Pace Containers Used:	<input checked="" type="checkbox"/>	<input type="checkbox"/>	<input type="checkbox"/>	
Containers Intact:	<input checked="" type="checkbox"/>	<input type="checkbox"/>	<input type="checkbox"/>	11.
Filtered volume received for Dissolved tests	<input type="checkbox"/>	<input type="checkbox"/>	<input checked="" type="checkbox"/>	12.
All containers needing preservation have been checked.	<input checked="" type="checkbox"/>	<input type="checkbox"/>	<input type="checkbox"/>	13.
All containers needing preservation are found to be in compliance with EPA recommendation.	<input checked="" type="checkbox"/>	<input type="checkbox"/>	<input type="checkbox"/>	
exceptions: VOA, coliform, TOC, O&G, Phenolics				
				Initial when completed <u>KK</u> Date/time of preservation
				Lot # of added preservative
Headspace in VOA Vials (>6mm):	<input type="checkbox"/>	<input type="checkbox"/>	<input checked="" type="checkbox"/>	14.
Trip Blank Present:	<input type="checkbox"/>	<input type="checkbox"/>	<input checked="" type="checkbox"/>	15.
Trip Blank Custody Seals Present	<input type="checkbox"/>	<input type="checkbox"/>	<input checked="" type="checkbox"/>	

Client Notification/ Resolution:

Person Contacted: _____ Date/Time: _____ Contacted By: _____

Comments/ Resolution: _____

Note: Whenever there is a discrepancy affecting North Carolina compliance samples, a copy of this form will be sent to the North Carolina DEHNR Certification Office (i.e out of hold, incorrect preservative, out of temp, incorrect containers)



Sample Condition Upon Receipt

WO#: 60223486
Barcode
60223486

Client Name: Golder

Courier: FedEx [] UPS [] VIA [] Clay [] PEX [] ECI [] Pace [] Other [x] Client []

Tracking #: Xroads Pace Shipping Label Used? Yes [] No [x]

Custody Seal on Cooler/Box Present: Yes [x] No [] Seals intact: Yes [x] No []

Packing Material: Bubble Wrap [] Bubble Bags [] Foam [] None [x] Other []

Thermometer Used: T-266 / T-239 Type of Ice: Wet [x] Blue [] None [] Samples received on ice, cooling process has begun.

Cooler Temperature: 20.3 22.4 3.3
Temperature should be above freezing to 6°C

Optional
Proj Due Date:
Proj Name:

Date and initials of person examining contents: JW 7/14/16

Table with 18 rows of inspection items and checkboxes. Includes items like 'Chain of Custody present', 'Short Hold Time analyses (<72hr):', 'Rush Turn Around Time requested:', 'Includes date/time/ID/analyses Matrix: WT', 'Project sampled in USDA Regulated Area:'. Includes handwritten notes like 'only coolers w/ only Radium volume arrived w/o ice' and 'PH'.

Client Notification/ Resolution: Copy COC to Client? Y / N Field Data Required? Y / N

Person Contacted: Jami Church Date/Time: 7/14/16

Comments/ Resolution:

Project Manager Review: Date:

CHAIN-OF-CUSTODY / Analytical Request Document

The Chain-of-Custody is a LEGAL DOCUMENT. All relevant fields must be completed accurately.

Section A Required Client Information:		Section B Required Project Information:		Section C Invoice Information:	
Company: Golder Associates	Report To: Mark Haddock (mhaddock@golder.com)	Report To: Mark Haddock (mhaddock@golder.com)	Company Name: _____	Attention: _____	
Address: 820 South Main Street, Suite 100	Copy To: Jeffrey Ingram	Address: _____	NPDES <input type="checkbox"/> GROUND WATER <input type="checkbox"/> DRINKING WATER <input type="checkbox"/>	UST <input type="checkbox"/> RCRA <input type="checkbox"/> OTHER <input type="checkbox"/>	
St Charles, MO 63301	Purchase Order No.: _____	Address: _____	Site Location: _____	STATE: MO	
Email To: mhaddock@golder.com	Project Name: Ameren Labadie Energy Center - Fly Ash	Project Reference: _____	Face Project Manager: Jamie Church		
Phone: 636-724-9191	Project Number: 153-1406,0001B	Face Project Manager: _____	Face Profile #: 9285		
Requested Due Date/TAT: Standard					

ITEM #	Valid Matrix Codes MATRIX CODE DW PRINKING WATER WT WASTE WATER WW WASTE WATER PRODUCT P SOIL/SOLID SL OIL OL WP WP AR AR OT OT TS	MATRIX CODE (see valid codes to left)	SAMPLE TYPE (G=GRAB C=COMP)	COLLECTED		SAMPLE TEMP AT COLLECTION	# OF CONTAINERS	Preservatives										Analysis Test ↑	Metals*	Chloride/Fluoride/Sulfate	TDS	PH	Radium 226 & 228	Residual Chlorine (Y/N)	Pace Project No./ Lab I.D.
				COMPOSITE START	COMPOSITE END/GRAB			DATE	TIME	DATE	TIME	UNPRESERVED	H ₂ SO ₄	HNO ₃	HCl	NaOH	Na ₂ S ₂ O ₃								
1	L-LMW-1S	WT	G	7/11/16	1505		4																		2(BAN) 8435 8435
2	L-LMW-2S	WT	G	7/13/16	1117																				002
3	L-LMW-3S	WT	G	7/12/16	1515																				003
4	L-LMW-4S	WT	G	7/13/16	1258																				004
5	L-LMW-5S	WT	G	7/13/16	1244																				005
6	L-LMW-6S	WT	G	7/12/16	1610																				006
7	L-LMW-7S	WT	G	7/12/16	1446																				007
8	L-LMW-8S	WT	G	7/12/16	1257		12																		6(BAN) 3(033) 3(033) 008
9	L-BMW-1S	WT	G	7/11/16	1220		4																		2(BAN) 8435 8435
10	L-BMW-2S	WT	G	7/11/16	1338																				010
11	L-LMW-DUP-1	WT	G	7/12/16	1525																				011
12	L-LMW-FB-1	WT	G	7/12/16	1525																				012

ADDITIONAL COMMENTS	RELIQUISHED BY / AFFILIATION		ACCEPTED BY / AFFILIATION		DATE	TIME	SAMPLE CONDITIONS						
	DATE	TIME	DATE	TIME			Received on	Temp in °C	Ice (Y/N)	Custody Sealed	Cooler (Y/N)	Samples Intact	
John Haddock/Golder	7/13/16	1648	John Haddock/Golder	7/13/16	7/13/16	1648	Y	Y	Y	Y	Y	Y	Y
John Haddock/Golder	7/13/16	1730	John Haddock/Golder	7/13/16	7/14/16	0455	Y	Y	Y	Y	Y	Y	Y
							20.3	Y	Y	Y	Y	Y	Y
							3-3	Y	Y	Y	Y	Y	Y

SAMPLER NAME AND SIGNATURE
 PRINT Name of SAMPLER: **John Haddock**
 SIGNATURE of SAMPLER: *[Signature]*
 DATE Signed (MM/DD/YYYY): **7/13/16**

January 29, 2018

Mark Haddock
Golder Associates
820 S. Main St
Suite 100
Saint Charles, MO 63301

RE: Project: AMEREN LABADIE ENERGY CTR-UWL
Pace Project No.: 60227580

Dear Mark Haddock:

Enclosed are the analytical results for sample(s) received by the laboratory between September 10, 2016 and September 14, 2016. The results relate only to the samples included in this report. Results reported herein conform to the most current, applicable TNI/NELAC standards and the laboratory's Quality Assurance Manual, where applicable, unless otherwise noted in the body of the report.

Chloride/Fluoride/Sulfate analysis not performed on L-UWL-DUP-1 due to Lab Error.

REV-1, 1/2/18: Revision

REV-2, 1/29/18: Radium pulled in for L-BMW-2S and L-BMW-1S.

If you have any questions concerning this report, please feel free to contact me.

Sincerely,



Jamie Church
jamie.church@pacelabs.com
314-838-7223
Project Manager

Enclosures

cc: Ryan Feldmann, Golder

Jeffrey Ingram, Golder Associates



REPORT OF LABORATORY ANALYSIS

This report shall not be reproduced, except in full,
without the written consent of Pace Analytical Services, LLC.

January 29, 2018
Page 2

cc: John Suozzi, Golder Associates



REPORT OF LABORATORY ANALYSIS

This report shall not be reproduced, except in full,
without the written consent of Pace Analytical Services, LLC.

CERTIFICATIONS

Project: AMEREN LABADIE ENERGY CTR-UWL

Pace Project No.: 60227580

Pennsylvania Certification IDs

1638 Roseytown Rd Suites 2,3&4, Greensburg, PA 15601

L-A-B DOD-ELAP Accreditation #: L2417

Alabama Certification #: 41590

Arizona Certification #: AZ0734

Arkansas Certification

California Certification #: 04222CA

Colorado Certification

Connecticut Certification #: PH-0694

Delaware Certification

Florida/TNI Certification #: E87683

Georgia Certification #: C040

Guam Certification

Hawaii Certification

Idaho Certification

Illinois Certification

Indiana Certification

Iowa Certification #: 391

Kansas/TNI Certification #: E-10358

Kentucky Certification #: 90133

Louisiana DHH/TNI Certification #: LA140008

Louisiana DEQ/TNI Certification #: 4086

Maine Certification #: PA00091

Maryland Certification #: 308

Massachusetts Certification #: M-PA1457

Michigan/PADEP Certification

Missouri Certification #: 235

Montana Certification #: Cert 0082

Nebraska Certification #: NE-05-29-14

Nevada Certification #: PA014572015-1

New Hampshire/TNI Certification #: 2976

New Jersey/TNI Certification #: PA 051

New Mexico Certification #: PA01457

New York/TNI Certification #: 10888

North Carolina Certification #: 42706

North Dakota Certification #: R-190

Oregon/TNI Certification #: PA200002

Pennsylvania/TNI Certification #: 65-00282

Puerto Rico Certification #: PA01457

Rhode Island Certification #: 65-00282

South Dakota Certification

Tennessee Certification #: TN2867

Texas/TNI Certification #: T104704188-14-8

Utah/TNI Certification #: PA014572015-5

USDA Soil Permit #: P330-14-00213

Vermont Dept. of Health: ID# VT-0282

Virgin Island/PADEP Certification

Virginia/VELAP Certification #: 460198

Washington Certification #: C868

West Virginia DEP Certification #: 143

West Virginia DHHR Certification #: 9964C

Wisconsin Certification

Wyoming Certification #: 8TMS-L

Kansas Certification IDs

9608 Loiret Boulevard, Lenexa, KS 66219

WY STR Certification #: 2456.01

Arkansas Certification #: 17-016-0

Illinois Certification #: 200030

Iowa Certification #: 118

Kansas/NELAP Certification #: E-10116

Louisiana Certification #: 03055

Nevada Certification #: KS000212018-1

Oklahoma Certification #: 9205/9935

Texas Certification #: T104704407

Utah Certification #: KS00021

Kansas Field Laboratory Accreditation: # E-92587

Missouri Certification: 10070

REPORT OF LABORATORY ANALYSIS

This report shall not be reproduced, except in full,
without the written consent of Pace Analytical Services, LLC.

SAMPLE SUMMARY

Project: AMEREN LABADIE ENERGY CTR-UWL

Pace Project No.: 60227580

Lab ID	Sample ID	Matrix	Date Collected	Date Received
60227580001	L-TMW-1	Water	09/13/16 08:23	09/14/16 04:40
60227580002	L-TMW-2	Water	09/12/16 15:58	09/14/16 04:40
60227580003	L-TMW-3	Water	09/13/16 09:54	09/14/16 04:40
60227580004	L-MW-26	Water	09/13/16 09:53	09/14/16 04:40
60227580005	L-UWL-DUP-1	Water	09/13/16 08:00	09/14/16 04:40
60227580006	L-UWL-FB-1	Water	09/13/16 09:45	09/14/16 04:40
60227580007	L-TMW-1 MS	Water	09/13/16 08:23	09/14/16 04:40
60227580008	L-TMW-1 MSD	Water	09/13/16 08:23	09/14/16 04:40
60227402002	L-BMW-2S	Water	09/09/16 09:25	09/10/16 03:30
60227402012	L-BMW-1S	Water	09/13/16 15:06	09/14/16 04:40

REPORT OF LABORATORY ANALYSIS

This report shall not be reproduced, except in full,
without the written consent of Pace Analytical Services, LLC.

SAMPLE ANALYTE COUNT

Project: AMEREN LABADIE ENERGY CTR-UWL

Pace Project No.: 60227580

Lab ID	Sample ID	Method	Analysts	Analytes Reported	Laboratory
60227580001	L-TMW-1	EPA 200.7	SMW	8	PASI-K
		EPA 200.8	JGP	6	PASI-K
		EPA 7470	NDJ	1	PASI-K
		EPA 903.1	WRR	1	PASI-PA
		EPA 904.0	JLW	1	PASI-PA
		SM 2540C	JMC1	1	PASI-K
		SM 4500-H+B	HAC	1	PASI-K
60227580002	L-TMW-2	EPA 300.0	OL	3	PASI-K
		EPA 200.7	SMW	8	PASI-K
		EPA 200.8	JGP	6	PASI-K
		EPA 7470	NDJ	1	PASI-K
		EPA 903.1	WRR	1	PASI-PA
		EPA 904.0	JLW	1	PASI-PA
		SM 2540C	JMC1	1	PASI-K
60227580003	L-TMW-3	SM 4500-H+B	HAC	1	PASI-K
		EPA 300.0	OL	3	PASI-K
		EPA 200.7	SMW	8	PASI-K
		EPA 200.8	JGP	6	PASI-K
		EPA 7470	NDJ	1	PASI-K
		EPA 903.1	WRR	1	PASI-PA
		EPA 904.0	JLW	1	PASI-PA
60227580004	L-MW-26	SM 2540C	JMC1	1	PASI-K
		SM 4500-H+B	HAC	1	PASI-K
		EPA 300.0	OL	3	PASI-K
		EPA 200.7	SMW	8	PASI-K
		EPA 200.8	JGP	6	PASI-K
		EPA 7470	NDJ	1	PASI-K
		EPA 903.1	WRR	1	PASI-PA
60227580005	L-UWL-DUP-1	EPA 904.0	JLW	1	PASI-PA
		SM 2540C	JMC1	1	PASI-K
		EPA 904.0	JLW	1	PASI-PA
		EPA 903.1	WRR	1	PASI-PA
		EPA 7470	NDJ	1	PASI-K
		EPA 200.8	JGP	6	PASI-K
		EPA 200.7	SMW	8	PASI-K

REPORT OF LABORATORY ANALYSIS

This report shall not be reproduced, except in full,
without the written consent of Pace Analytical Services, LLC.

SAMPLE ANALYTE COUNT

Project: AMEREN LABADIE ENERGY CTR-UWL

Pace Project No.: 60227580

Lab ID	Sample ID	Method	Analysts	Analytes Reported	Laboratory		
60227580006	L-UWL-FB-1	SM 2540C	JMC1	1	PASI-K		
		SM 4500-H+B	HAC	1	PASI-K		
		EPA 200.7	SMW	8	PASI-K		
		EPA 200.8	JGP	6	PASI-K		
		EPA 7470	NDJ	1	PASI-K		
		EPA 903.1	WRR	1	PASI-PA		
		EPA 904.0	JLW	1	PASI-PA		
		SM 2540C	JMC1	1	PASI-K		
60227580007	L-TMW-1 MS	SM 4500-H+B	HAC	1	PASI-K		
		EPA 300.0	OL	3	PASI-K		
		EPA 903.1	WRR	1	PASI-PA		
		EPA 904.0	JLW	1	PASI-PA		
60227580008	L-TMW-1 MSD	EPA 903.1	WRR	1	PASI-PA		
		EPA 904.0	JLW	1	PASI-PA		
60227402002	L-BMW-2S	EPA 200.7	SMW	8	PASI-K		
		EPA 200.8	JGP	6	PASI-K		
		EPA 7470	NDJ	1	PASI-K		
		EPA 903.1	WRR	1	PASI-PA		
		EPA 904.0	JLW	1	PASI-PA		
		SM 2540C	JMC1	1	PASI-K		
		SM 4500-H+B	HAC	1	PASI-K		
		EPA 300.0	OL	3	PASI-K		
		60227402012	L-BMW-1S	EPA 200.7	SMW	8	PASI-K
				EPA 200.8	JGP	6	PASI-K
EPA 7470	NDJ			1	PASI-K		
EPA 903.1	WRR			1	PASI-PA		
EPA 904.0	JLW			1	PASI-PA		
SM 2540C	JMC1			1	PASI-K		
SM 4500-H+B	HAC			1	PASI-K		
EPA 300.0	OL			3	PASI-K		

REPORT OF LABORATORY ANALYSIS

This report shall not be reproduced, except in full,
without the written consent of Pace Analytical Services, LLC.

ANALYTICAL RESULTS

Project: AMEREN LABADIE ENERGY CTR-UWL

Pace Project No.: 60227580

Sample: L-TMW-1 **Lab ID: 60227580001** Collected: 09/13/16 08:23 Received: 09/14/16 04:40 Matrix: Water

Parameters	Results	Units	PQL	MDL	DF	Prepared	Analyzed	CAS No.	Qual
200.7 Metals, Total		Analytical Method: EPA 200.7 Preparation Method: EPA 200.7							
Barium	248	ug/L	10.0	0.58	1	09/15/16 10:55	09/16/16 17:31	7440-39-3	
Beryllium	<0.26	ug/L	1.0	0.26	1	09/15/16 10:55	09/16/16 17:31	7440-41-7	
Boron	85.6J	ug/L	100	50.0	1	09/15/16 10:55	09/16/16 17:31	7440-42-8	
Calcium	138000	ug/L	100	8.1	1	09/15/16 10:55	09/16/16 17:31	7440-70-2	
Cobalt	<0.72	ug/L	5.0	0.72	1	09/15/16 10:55	09/16/16 17:31	7440-48-4	
Lead	2.6J	ug/L	5.0	2.5	1	09/15/16 10:55	09/16/16 17:31	7439-92-1	
Lithium	33.0	ug/L	10.0	4.9	1	09/15/16 10:55	09/16/16 17:31	7439-93-2	
Molybdenum	0.91J	ug/L	20.0	0.52	1	09/15/16 10:55	09/16/16 17:31	7439-98-7	
200.8 MET ICPMS		Analytical Method: EPA 200.8 Preparation Method: EPA 200.8							
Antimony	0.068J	ug/L	1.0	0.058	1	09/15/16 10:55	09/21/16 17:09	7440-36-0	
Arsenic	1.2	ug/L	1.0	0.10	1	09/15/16 10:55	09/21/16 17:09	7440-38-2	
Cadmium	0.069J	ug/L	0.50	0.029	1	09/15/16 10:55	09/21/16 17:09	7440-43-9	
Chromium	0.36J	ug/L	1.0	0.34	1	09/15/16 10:55	09/21/16 17:09	7440-47-3	
Selenium	4.2	ug/L	1.0	0.18	1	09/15/16 10:55	09/21/16 17:09	7782-49-2	
Thallium	<0.50	ug/L	1.0	0.50	1	09/15/16 10:55	09/21/16 17:09	7440-28-0	
7470 Mercury		Analytical Method: EPA 7470 Preparation Method: EPA 7470							
Mercury	<0.039	ug/L	0.20	0.039	1	09/15/16 08:30	09/15/16 13:41	7439-97-6	M1,R1
2540C Total Dissolved Solids		Analytical Method: SM 2540C							
Total Dissolved Solids	647	mg/L	5.0	5.0	1		09/19/16 09:10		
4500H+ pH, Electrometric		Analytical Method: SM 4500-H+B							
pH at 25 Degrees C	7.6	Std. Units	0.10	0.10	1		09/19/16 15:30		H6
300.0 IC Anions 28 Days		Analytical Method: EPA 300.0							
Chloride	2.3	mg/L	1.0	0.50	1		10/01/16 17:50	16887-00-6	
Fluoride	0.18J	mg/L	0.20	0.027	1		10/01/16 17:50	16984-48-8	
Sulfate	63.4	mg/L	5.0	0.77	5		10/02/16 22:00	14808-79-8	

REPORT OF LABORATORY ANALYSIS

This report shall not be reproduced, except in full,
without the written consent of Pace Analytical Services, LLC.

ANALYTICAL RESULTS

Project: AMEREN LABADIE ENERGY CTR-UWL

Pace Project No.: 60227580

Sample: L-TMW-2 **Lab ID: 60227580002** Collected: 09/12/16 15:58 Received: 09/14/16 04:40 Matrix: Water

Parameters	Results	Units	PQL	MDL	DF	Prepared	Analyzed	CAS No.	Qual
200.7 Metals, Total		Analytical Method: EPA 200.7 Preparation Method: EPA 200.7							
Barium	188	ug/L	10.0	0.58	1	09/15/16 10:55	09/16/16 17:49	7440-39-3	
Beryllium	<0.26	ug/L	1.0	0.26	1	09/15/16 10:55	09/16/16 17:49	7440-41-7	
Boron	92.6J	ug/L	100	50.0	1	09/15/16 10:55	09/16/16 17:49	7440-42-8	
Calcium	170000	ug/L	100	8.1	1	09/15/16 10:55	09/16/16 17:49	7440-70-2	
Cobalt	3.4J	ug/L	5.0	0.72	1	09/15/16 10:55	09/16/16 17:49	7440-48-4	
Lead	<2.5	ug/L	5.0	2.5	1	09/15/16 10:55	09/16/16 17:49	7439-92-1	
Lithium	39.4	ug/L	10.0	4.9	1	09/15/16 10:55	09/16/16 17:49	7439-93-2	
Molybdenum	1.6J	ug/L	20.0	0.52	1	09/15/16 10:55	09/16/16 17:49	7439-98-7	
200.8 MET ICPMS		Analytical Method: EPA 200.8 Preparation Method: EPA 200.8							
Antimony	<0.058	ug/L	1.0	0.058	1	09/15/16 10:55	09/21/16 17:22	7440-36-0	
Arsenic	1.0	ug/L	1.0	0.10	1	09/15/16 10:55	09/21/16 17:22	7440-38-2	
Cadmium	<0.029	ug/L	0.50	0.029	1	09/15/16 10:55	09/21/16 17:22	7440-43-9	
Chromium	<0.34	ug/L	1.0	0.34	1	09/15/16 10:55	09/21/16 17:22	7440-47-3	
Selenium	<0.18	ug/L	1.0	0.18	1	09/15/16 10:55	09/21/16 17:22	7782-49-2	
Thallium	<0.50	ug/L	1.0	0.50	1	09/15/16 10:55	09/21/16 17:22	7440-28-0	
7470 Mercury		Analytical Method: EPA 7470 Preparation Method: EPA 7470							
Mercury	<0.039	ug/L	0.20	0.039	1	09/15/16 08:30	09/15/16 13:53	7439-97-6	
2540C Total Dissolved Solids		Analytical Method: SM 2540C							
Total Dissolved Solids	743	mg/L	5.0	5.0	1		09/19/16 09:01		
4500H+ pH, Electrometric		Analytical Method: SM 4500-H+B							
pH at 25 Degrees C	7.7	Std. Units	0.10	0.10	1		09/19/16 15:30		H6
300.0 IC Anions 28 Days		Analytical Method: EPA 300.0							
Chloride	6.6	mg/L	1.0	0.50	1		10/01/16 18:19	16887-00-6	
Fluoride	0.14J	mg/L	0.20	0.027	1		10/01/16 18:19	16984-48-8	
Sulfate	78.5	mg/L	5.0	0.77	5		10/02/16 22:28	14808-79-8	

REPORT OF LABORATORY ANALYSIS

This report shall not be reproduced, except in full,
without the written consent of Pace Analytical Services, LLC.

ANALYTICAL RESULTS

Project: AMEREN LABADIE ENERGY CTR-UWL

Pace Project No.: 60227580

Sample: L-TMW-3 **Lab ID: 60227580003** Collected: 09/13/16 09:54 Received: 09/14/16 04:40 Matrix: Water

Parameters	Results	Units	PQL	MDL	DF	Prepared	Analyzed	CAS No.	Qual
200.7 Metals, Total		Analytical Method: EPA 200.7 Preparation Method: EPA 200.7							
Barium	239	ug/L	10.0	0.58	1	09/15/16 10:55	09/16/16 17:53	7440-39-3	
Beryllium	<0.26	ug/L	1.0	0.26	1	09/15/16 10:55	09/16/16 17:53	7440-41-7	
Boron	104	ug/L	100	50.0	1	09/15/16 10:55	09/16/16 17:53	7440-42-8	
Calcium	152000	ug/L	100	8.1	1	09/15/16 10:55	09/16/16 17:53	7440-70-2	
Cobalt	1.6J	ug/L	5.0	0.72	1	09/15/16 10:55	09/16/16 17:53	7440-48-4	
Lead	3.0J	ug/L	5.0	2.5	1	09/15/16 10:55	09/16/16 17:53	7439-92-1	
Lithium	34.5	ug/L	10.0	4.9	1	09/15/16 10:55	09/16/16 17:53	7439-93-2	
Molybdenum	0.56J	ug/L	20.0	0.52	1	09/15/16 10:55	09/16/16 17:53	7439-98-7	
200.8 MET ICPMS		Analytical Method: EPA 200.8 Preparation Method: EPA 200.8							
Antimony	0.12J	ug/L	1.0	0.058	1	09/15/16 10:55	09/21/16 17:26	7440-36-0	
Arsenic	1.0	ug/L	1.0	0.10	1	09/15/16 10:55	09/21/16 17:26	7440-38-2	
Cadmium	0.073J	ug/L	0.50	0.029	1	09/15/16 10:55	09/21/16 17:26	7440-43-9	
Chromium	0.58J	ug/L	1.0	0.34	1	09/15/16 10:55	09/21/16 17:26	7440-47-3	
Selenium	0.47J	ug/L	1.0	0.18	1	09/15/16 10:55	09/21/16 17:26	7782-49-2	
Thallium	<0.50	ug/L	1.0	0.50	1	09/15/16 10:55	09/21/16 17:26	7440-28-0	
7470 Mercury		Analytical Method: EPA 7470 Preparation Method: EPA 7470							
Mercury	<0.039	ug/L	0.20	0.039	1	09/15/16 08:30	09/15/16 13:55	7439-97-6	
2540C Total Dissolved Solids		Analytical Method: SM 2540C							
Total Dissolved Solids	604	mg/L	5.0	5.0	1		09/19/16 09:12		
4500H+ pH, Electrometric		Analytical Method: SM 4500-H+B							
pH at 25 Degrees C	7.3	Std. Units	0.10	0.10	1		09/20/16 10:55		H6
300.0 IC Anions 28 Days		Analytical Method: EPA 300.0							
Chloride	6.7	mg/L	1.0	0.50	1		10/01/16 18:33	16887-00-6	
Fluoride	0.13J	mg/L	0.20	0.027	1		10/01/16 18:33	16984-48-8	
Sulfate	32.3	mg/L	2.0	0.31	2		10/02/16 22:42	14808-79-8	

REPORT OF LABORATORY ANALYSIS

This report shall not be reproduced, except in full,
without the written consent of Pace Analytical Services, LLC.

ANALYTICAL RESULTS

Project: AMEREN LABADIE ENERGY CTR-UWL

Pace Project No.: 60227580

Sample: L-MW-26 **Lab ID: 60227580004** Collected: 09/13/16 09:53 Received: 09/14/16 04:40 Matrix: Water

Parameters	Results	Units	PQL	MDL	DF	Prepared	Analyzed	CAS No.	Qual
200.7 Metals, Total		Analytical Method: EPA 200.7 Preparation Method: EPA 200.7							
Barium	188	ug/L	10.0	0.58	1	09/15/16 10:55	09/16/16 17:56	7440-39-3	
Beryllium	<0.26	ug/L	1.0	0.26	1	09/15/16 10:55	09/16/16 17:56	7440-41-7	
Boron	75.6J	ug/L	100	50.0	1	09/15/16 10:55	09/16/16 17:56	7440-42-8	
Calcium	130000	ug/L	100	8.1	1	09/15/16 10:55	09/16/16 17:56	7440-70-2	
Cobalt	<0.72	ug/L	5.0	0.72	1	09/15/16 10:55	09/16/16 17:56	7440-48-4	
Lead	<2.5	ug/L	5.0	2.5	1	09/15/16 10:55	09/16/16 17:56	7439-92-1	
Lithium	27.3	ug/L	10.0	4.9	1	09/15/16 10:55	09/16/16 17:56	7439-93-2	
Molybdenum	0.54J	ug/L	20.0	0.52	1	09/15/16 10:55	09/16/16 17:56	7439-98-7	
200.8 MET ICPMS		Analytical Method: EPA 200.8 Preparation Method: EPA 200.8							
Antimony	0.17J	ug/L	1.0	0.058	1	09/15/16 10:55	09/21/16 17:30	7440-36-0	
Arsenic	0.59J	ug/L	1.0	0.10	1	09/15/16 10:55	09/21/16 17:30	7440-38-2	
Cadmium	0.034J	ug/L	0.50	0.029	1	09/15/16 10:55	09/21/16 17:30	7440-43-9	
Chromium	0.56J	ug/L	1.0	0.34	1	09/15/16 10:55	09/21/16 17:30	7440-47-3	
Selenium	3.0	ug/L	1.0	0.18	1	09/15/16 10:55	09/21/16 17:30	7782-49-2	
Thallium	<0.50	ug/L	1.0	0.50	1	09/15/16 10:55	09/21/16 17:30	7440-28-0	
7470 Mercury		Analytical Method: EPA 7470 Preparation Method: EPA 7470							
Mercury	<0.039	ug/L	0.20	0.039	1	09/15/16 08:30	09/15/16 13:57	7439-97-6	
2540C Total Dissolved Solids		Analytical Method: SM 2540C							
Total Dissolved Solids	496	mg/L	5.0	5.0	1		09/19/16 09:12		
4500H+ pH, Electrometric		Analytical Method: SM 4500-H+B							
pH at 25 Degrees C	7.5	Std. Units	0.10	0.10	1		09/20/16 10:55		H6
300.0 IC Anions 28 Days		Analytical Method: EPA 300.0							
Chloride	4.3	mg/L	1.0	0.50	1		10/01/16 18:47	16887-00-6	
Fluoride	0.14J	mg/L	0.20	0.027	1		10/01/16 18:47	16984-48-8	
Sulfate	27.3	mg/L	2.0	0.31	2		10/02/16 22:57	14808-79-8	

REPORT OF LABORATORY ANALYSIS

This report shall not be reproduced, except in full,
without the written consent of Pace Analytical Services, LLC.

ANALYTICAL RESULTS

Project: AMEREN LABADIE ENERGY CTR-UWL

Pace Project No.: 60227580

Sample: L-UWL-DUP-1 **Lab ID: 60227580005** Collected: 09/13/16 08:00 Received: 09/14/16 04:40 Matrix: Water

Parameters	Results	Units	PQL	MDL	DF	Prepared	Analyzed	CAS No.	Qual
200.7 Metals, Total		Analytical Method: EPA 200.7 Preparation Method: EPA 200.7							
Barium	188	ug/L	10.0	0.58	1	09/15/16 10:55	09/16/16 18:00	7440-39-3	
Beryllium	<0.26	ug/L	1.0	0.26	1	09/15/16 10:55	09/16/16 18:00	7440-41-7	
Boron	76.6J	ug/L	100	50.0	1	09/15/16 10:55	09/16/16 18:00	7440-42-8	
Calcium	128000	ug/L	100	8.1	1	09/15/16 10:55	09/16/16 18:00	7440-70-2	
Cobalt	<0.72	ug/L	5.0	0.72	1	09/15/16 10:55	09/16/16 18:00	7440-48-4	
Lead	<2.5	ug/L	5.0	2.5	1	09/15/16 10:55	09/16/16 18:00	7439-92-1	
Lithium	27.9	ug/L	10.0	4.9	1	09/15/16 10:55	09/16/16 18:00	7439-93-2	
Molybdenum	1.1J	ug/L	20.0	0.52	1	09/15/16 10:55	09/16/16 18:00	7439-98-7	
200.8 MET ICPMS		Analytical Method: EPA 200.8 Preparation Method: EPA 200.8							
Antimony	0.18J	ug/L	1.0	0.058	1	09/15/16 10:55	09/21/16 17:35	7440-36-0	
Arsenic	0.62J	ug/L	1.0	0.10	1	09/15/16 10:55	09/21/16 17:35	7440-38-2	
Cadmium	0.038J	ug/L	0.50	0.029	1	09/15/16 10:55	09/21/16 17:35	7440-43-9	
Chromium	0.69J	ug/L	1.0	0.34	1	09/15/16 10:55	09/21/16 17:35	7440-47-3	
Selenium	2.9	ug/L	1.0	0.18	1	09/15/16 10:55	09/21/16 17:35	7782-49-2	
Thallium	<0.50	ug/L	1.0	0.50	1	09/15/16 10:55	09/21/16 17:35	7440-28-0	
7470 Mercury		Analytical Method: EPA 7470 Preparation Method: EPA 7470							
Mercury	<0.039	ug/L	0.20	0.039	1	09/15/16 08:30	09/15/16 14:28	7439-97-6	
2540C Total Dissolved Solids		Analytical Method: SM 2540C							
Total Dissolved Solids	496	mg/L	5.0	5.0	1		09/19/16 09:19		
4500H+ pH, Electrometric		Analytical Method: SM 4500-H+B							
pH at 25 Degrees C	7.7	Std. Units	0.10	0.10	1		09/19/16 15:30		H6

REPORT OF LABORATORY ANALYSIS

This report shall not be reproduced, except in full,
without the written consent of Pace Analytical Services, LLC.

ANALYTICAL RESULTS

Project: AMEREN LABADIE ENERGY CTR-UWL

Pace Project No.: 60227580

Sample: L-UWL-FB-1 **Lab ID:** 60227580006 Collected: 09/13/16 09:45 Received: 09/14/16 04:40 Matrix: Water

Parameters	Results	Units	PQL	MDL	DF	Prepared	Analyzed	CAS No.	Qual
200.7 Metals, Total		Analytical Method: EPA 200.7 Preparation Method: EPA 200.7							
Barium	<0.58	ug/L	10.0	0.58	1	09/15/16 10:55	09/16/16 18:04	7440-39-3	
Beryllium	<0.26	ug/L	1.0	0.26	1	09/15/16 10:55	09/16/16 18:04	7440-41-7	
Boron	<50.0	ug/L	100	50.0	1	09/15/16 10:55	09/16/16 18:04	7440-42-8	
Calcium	21.3J	ug/L	100	8.1	1	09/15/16 10:55	09/16/16 18:04	7440-70-2	
Cobalt	<0.72	ug/L	5.0	0.72	1	09/15/16 10:55	09/16/16 18:04	7440-48-4	
Lead	<2.5	ug/L	5.0	2.5	1	09/15/16 10:55	09/16/16 18:04	7439-92-1	
Lithium	<4.9	ug/L	10.0	4.9	1	09/15/16 10:55	09/16/16 18:04	7439-93-2	
Molybdenum	<0.52	ug/L	20.0	0.52	1	09/15/16 10:55	09/16/16 18:04	7439-98-7	
200.8 MET ICPMS		Analytical Method: EPA 200.8 Preparation Method: EPA 200.8							
Antimony	<0.058	ug/L	1.0	0.058	1	09/15/16 10:55	09/21/16 17:48	7440-36-0	
Arsenic	<0.10	ug/L	1.0	0.10	1	09/15/16 10:55	09/21/16 17:48	7440-38-2	
Cadmium	<0.029	ug/L	0.50	0.029	1	09/15/16 10:55	09/21/16 17:48	7440-43-9	
Chromium	0.86J	ug/L	1.0	0.34	1	09/15/16 10:55	09/22/16 09:49	7440-47-3	
Selenium	<0.18	ug/L	1.0	0.18	1	09/15/16 10:55	09/21/16 17:48	7782-49-2	
Thallium	<0.50	ug/L	1.0	0.50	1	09/15/16 10:55	09/21/16 17:48	7440-28-0	
7470 Mercury		Analytical Method: EPA 7470 Preparation Method: EPA 7470							
Mercury	<0.039	ug/L	0.20	0.039	1	09/15/16 08:30	09/15/16 14:30	7439-97-6	
2540C Total Dissolved Solids		Analytical Method: SM 2540C							
Total Dissolved Solids	12.0	mg/L	5.0	5.0	1		09/19/16 09:20		
4500H+ pH, Electrometric		Analytical Method: SM 4500-H+B							
pH at 25 Degrees C	6.2	Std. Units	0.10	0.10	1		09/19/16 15:30		H6
300.0 IC Anions 28 Days		Analytical Method: EPA 300.0							
Chloride	<0.50	mg/L	1.0	0.50	1		10/01/16 19:01	16887-00-6	
Fluoride	<0.027	mg/L	0.20	0.027	1		10/01/16 19:01	16984-48-8	
Sulfate	<0.15	mg/L	1.0	0.15	1		10/01/16 19:01	14808-79-8	

REPORT OF LABORATORY ANALYSIS

This report shall not be reproduced, except in full,
without the written consent of Pace Analytical Services, LLC.

ANALYTICAL RESULTS

Project: AMEREN LABADIE ENERGY CTR-UWL

Pace Project No.: 60227580

Sample: L-BMW-2S **Lab ID: 60227402002** Collected: 09/09/16 09:25 Received: 09/10/16 03:30 Matrix: Water

Parameters	Results	Units	PQL	MDL	DF	Prepared	Analyzed	CAS No.	Qual
200.7 Metals, Total		Analytical Method: EPA 200.7 Preparation Method: EPA 200.7							
Barium	249	ug/L	10.0	0.58	1	09/13/16 10:25	09/13/16 16:38	7440-39-3	
Beryllium	<0.26	ug/L	1.0	0.26	1	09/13/16 10:25	09/13/16 16:38	7440-41-7	
Boron	61.0J	ug/L	100	50.0	1	09/13/16 10:25	09/13/16 16:38	7440-42-8	
Calcium	137000	ug/L	100	8.1	1	09/13/16 10:25	09/13/16 16:38	7440-70-2	
Cobalt	<0.72	ug/L	5.0	0.72	1	09/13/16 10:25	09/13/16 16:38	7440-48-4	
Lead	<2.5	ug/L	5.0	2.5	1	09/13/16 10:25	09/13/16 16:38	7439-92-1	
Lithium	17.6	ug/L	10.0	4.9	1	09/13/16 10:25	09/13/16 16:38	7439-93-2	
Molybdenum	3.0J	ug/L	20.0	0.52	1	09/13/16 10:25	09/13/16 16:38	7439-98-7	B
200.8 MET ICPMS		Analytical Method: EPA 200.8 Preparation Method: EPA 200.8							
Antimony	0.20J	ug/L	1.0	0.058	1	09/13/16 10:25	09/20/16 14:35	7440-36-0	
Arsenic	0.49J	ug/L	1.0	0.10	1	09/13/16 10:25	09/20/16 14:35	7440-38-2	
Cadmium	0.040J	ug/L	0.50	0.029	1	09/13/16 10:25	09/20/16 14:35	7440-43-9	
Chromium	<0.34	ug/L	1.0	0.34	1	09/13/16 10:25	09/20/16 14:35	7440-47-3	
Selenium	0.75J	ug/L	1.0	0.18	1	09/13/16 10:25	09/20/16 14:35	7782-49-2	
Thallium	<0.50	ug/L	1.0	0.50	1	09/13/16 10:25	09/20/16 14:35	7440-28-0	
7470 Mercury		Analytical Method: EPA 7470 Preparation Method: EPA 7470							
Mercury	<0.039	ug/L	0.20	0.039	1	09/13/16 08:30	09/13/16 11:56	7439-97-6	
2540C Total Dissolved Solids		Analytical Method: SM 2540C							
Total Dissolved Solids	480	mg/L	5.0	5.0	1		09/16/16 10:17		
4500H+ pH, Electrometric		Analytical Method: SM 4500-H+B							
pH at 25 Degrees C	7.2	Std. Units	0.10	0.10	1		09/13/16 11:25		H6
300.0 IC Anions 28 Days		Analytical Method: EPA 300.0							
Chloride	1.9	mg/L	1.0	0.50	1		10/01/16 10:38	16887-00-6	
Fluoride	0.14J	mg/L	0.20	0.027	1		10/01/16 10:38	16984-48-8	
Sulfate	15.4	mg/L	1.0	0.15	1		10/01/16 10:38	14808-79-8	

REPORT OF LABORATORY ANALYSIS

This report shall not be reproduced, except in full,
without the written consent of Pace Analytical Services, LLC.

ANALYTICAL RESULTS

Project: AMEREN LABADIE ENERGY CTR-UWL

Pace Project No.: 60227580

Sample: L-BMW-1S **Lab ID: 60227402012** Collected: 09/13/16 15:06 Received: 09/14/16 04:40 Matrix: Water

Parameters	Results	Units	PQL	MDL	DF	Prepared	Analyzed	CAS No.	Qual
200.7 Metals, Total		Analytical Method: EPA 200.7 Preparation Method: EPA 200.7							
Barium	338	ug/L	10.0	0.58	1	09/14/16 15:40	09/15/16 17:16	7440-39-3	
Beryllium	<0.26	ug/L	1.0	0.26	1	09/14/16 15:40	09/15/16 17:16	7440-41-7	
Boron	103	ug/L	100	50.0	1	09/14/16 15:40	09/15/16 17:16	7440-42-8	
Calcium	188000	ug/L	100	8.1	1	09/14/16 15:40	09/15/16 17:16	7440-70-2	
Cobalt	0.78J	ug/L	5.0	0.72	1	09/14/16 15:40	09/15/16 17:16	7440-48-4	
Lead	<2.5	ug/L	5.0	2.5	1	09/14/16 15:40	09/15/16 17:16	7439-92-1	
Lithium	16.1	ug/L	10.0	4.9	1	09/14/16 15:40	09/15/16 17:16	7439-93-2	
Molybdenum	<0.52	ug/L	20.0	0.52	1	09/14/16 15:40	09/15/16 17:16	7439-98-7	
200.8 MET ICPMS		Analytical Method: EPA 200.8 Preparation Method: EPA 200.8							
Antimony	<0.058	ug/L	1.0	0.058	1	09/14/16 15:40	09/21/16 16:39	7440-36-0	
Arsenic	29.4	ug/L	1.0	0.10	1	09/14/16 15:40	09/21/16 16:39	7440-38-2	
Cadmium	<0.029	ug/L	0.50	0.029	1	09/14/16 15:40	09/21/16 16:39	7440-43-9	
Chromium	0.39J	ug/L	1.0	0.34	1	09/14/16 15:40	09/21/16 16:39	7440-47-3	
Selenium	<0.18	ug/L	1.0	0.18	1	09/14/16 15:40	09/21/16 16:39	7782-49-2	
Thallium	<0.50	ug/L	1.0	0.50	1	09/14/16 15:40	09/21/16 16:39	7440-28-0	
7470 Mercury		Analytical Method: EPA 7470 Preparation Method: EPA 7470							
Mercury	<0.039	ug/L	0.20	0.039	1	09/15/16 08:30	09/15/16 13:35	7439-97-6	
2540C Total Dissolved Solids		Analytical Method: SM 2540C							
Total Dissolved Solids	752	mg/L	5.0	5.0	1		09/19/16 09:10		
4500H+ pH, Electrometric		Analytical Method: SM 4500-H+B							
pH at 25 Degrees C	7.0	Std. Units	0.10	0.10	1		09/20/16 10:55		H6
300.0 IC Anions 28 Days		Analytical Method: EPA 300.0							
Chloride	5.0	mg/L	1.0	0.50	1		10/06/16 17:44	16887-00-6	
Fluoride	0.069J	mg/L	0.20	0.027	1		10/06/16 17:44	16984-48-8	
Sulfate	50.0	mg/L	5.0	0.77	5		10/08/16 04:15	14808-79-8	

REPORT OF LABORATORY ANALYSIS

This report shall not be reproduced, except in full,
without the written consent of Pace Analytical Services, LLC.

QUALITY CONTROL DATA

Project: AMEREN LABADIE ENERGY CTR-UWL

Pace Project No.: 60227580

QC Batch: 446246 Analysis Method: EPA 7470
 QC Batch Method: EPA 7470 Analysis Description: 7470 Mercury
 Associated Lab Samples: 60227402002

METHOD BLANK: 1824355 Matrix: Water
 Associated Lab Samples: 60227402002

Parameter	Units	Blank Result	Reporting Limit	MDL	Analyzed	Qualifiers
Mercury	ug/L	<0.039	0.20	0.039	09/13/16 11:45	

LABORATORY CONTROL SAMPLE: 1824356

Parameter	Units	Spike Conc.	LCS Result	LCS % Rec	% Rec Limits	Qualifiers
Mercury	ug/L	5	5.2	104	80-120	

MATRIX SPIKE & MATRIX SPIKE DUPLICATE: 1824357 1824358

Parameter	Units	60227403003 Result	MS	MSD	MS Result	MSD Result	MS % Rec	MSD % Rec	% Rec Limits	RPD	Max RPD	Qual
			Spike Conc.	Spike Conc.								
Mercury	ug/L	<0.039	5	5	5.1	4.6	102	91	75-125	11	20	

MATRIX SPIKE & MATRIX SPIKE DUPLICATE: 1824359 1824360

Parameter	Units	60227172005 Result	MS	MSD	MS Result	MSD Result	MS % Rec	MSD % Rec	% Rec Limits	RPD	Max RPD	Qual
			Spike Conc.	Spike Conc.								
Mercury	ug/L	<0.039	5	5	3.8	3.5	77	70	75-125	10	20	M1

MATRIX SPIKE & MATRIX SPIKE DUPLICATE: 1824485 1824486

Parameter	Units	60227402001 Result	MS	MSD	MS Result	MSD Result	MS % Rec	MSD % Rec	% Rec Limits	RPD	Max RPD	Qual
			Spike Conc.	Spike Conc.								
Mercury	ug/L	<0.039	5	5	4.9	6.0	98	119	75-125	19	20	

Results presented on this page are in the units indicated by the "Units" column except where an alternate unit is presented to the right of the result.

REPORT OF LABORATORY ANALYSIS

This report shall not be reproduced, except in full,
 without the written consent of Pace Analytical Services, LLC.

QUALITY CONTROL DATA

Project: AMEREN LABADIE ENERGY CTR-UWL

Pace Project No.: 60227580

QC Batch: 446591 Analysis Method: EPA 7470
 QC Batch Method: EPA 7470 Analysis Description: 7470 Mercury
 Associated Lab Samples: 60227402012, 60227580001, 60227580002, 60227580003, 60227580004

METHOD BLANK: 1826124 Matrix: Water
 Associated Lab Samples: 60227402012, 60227580001, 60227580002, 60227580003, 60227580004

Parameter	Units	Blank Result	Reporting Limit	MDL	Analyzed	Qualifiers
Mercury	ug/L	<0.039	0.20	0.039	09/15/16 12:57	

LABORATORY CONTROL SAMPLE: 1826125

Parameter	Units	Spike Conc.	LCS Result	LCS % Rec	% Rec Limits	Qualifiers
Mercury	ug/L	5	4.9	97	80-120	

MATRIX SPIKE & MATRIX SPIKE DUPLICATE: 1826126 1826127

Parameter	Units	60227580001		60227580002		60227580003		60227580004		% Rec Limits	RPD	Max RPD	Qual
		MS Result	MSD Spike Conc.	MS Result	MSD Spike Conc.	MS Result	MSD Spike Conc.	MS Result	MSD Spike Conc.				
Mercury	ug/L	<0.039	5	5	5	6.4	5.2	129	104	75-125	22	20	M1,R1

Results presented on this page are in the units indicated by the "Units" column except where an alternate unit is presented to the right of the result.

REPORT OF LABORATORY ANALYSIS

This report shall not be reproduced, except in full,
without the written consent of Pace Analytical Services, LLC.

QUALITY CONTROL DATA

Project: AMEREN LABADIE ENERGY CTR-UWL

Pace Project No.: 60227580

QC Batch: 446592 Analysis Method: EPA 7470
 QC Batch Method: EPA 7470 Analysis Description: 7470 Mercury
 Associated Lab Samples: 60227580005, 60227580006

METHOD BLANK: 1826128 Matrix: Water

Associated Lab Samples: 60227580005, 60227580006

Parameter	Units	Blank Result	Reporting Limit	MDL	Analyzed	Qualifiers
Mercury	ug/L	<0.039	0.20	0.039	09/15/16 13:59	

LABORATORY CONTROL SAMPLE: 1826129

Parameter	Units	Spike Conc.	LCS Result	LCS % Rec	% Rec Limits	Qualifiers
Mercury	ug/L	5	4.7	94	80-120	

MATRIX SPIKE & MATRIX SPIKE DUPLICATE: 1826130 1826131

Parameter	Units	60227573001 Result	MS	MSD	MS	MSD	MS	MSD	% Rec	Max		Qual
			Spike Conc.	Spike Conc.	Result	Result	% Rec	% Rec	Limits	RPD	RPD	
Mercury	ug/L	ND	5	5	4.4	3.8	88	76	75-125	15	20	

Results presented on this page are in the units indicated by the "Units" column except where an alternate unit is presented to the right of the result.

REPORT OF LABORATORY ANALYSIS

This report shall not be reproduced, except in full,
without the written consent of Pace Analytical Services, LLC.

QUALITY CONTROL DATA

Project: AMEREN LABADIE ENERGY CTR-UWL
Pace Project No.: 60227580

QC Batch: 446273 Analysis Method: EPA 200.7
QC Batch Method: EPA 200.7 Analysis Description: 200.7 Metals, Total
Associated Lab Samples: 60227402002

METHOD BLANK: 1824423 Matrix: Water
Associated Lab Samples: 60227402002

Parameter	Units	Blank Result	Reporting Limit	MDL	Analyzed	Qualifiers
Barium	ug/L	<0.58	5.0	0.58	09/13/16 16:24	
Beryllium	ug/L	<0.26	1.0	0.26	09/13/16 16:24	
Boron	ug/L	<50.0	100	50.0	09/13/16 16:24	
Calcium	ug/L	16.1J	100	8.1	09/13/16 16:24	
Cobalt	ug/L	<0.72	5.0	0.72	09/13/16 16:24	
Lead	ug/L	<2.5	5.0	2.5	09/13/16 16:24	
Lithium	ug/L	<4.9	10.0	4.9	09/13/16 16:24	
Molybdenum	ug/L	0.66J	20.0	0.52	09/13/16 16:24	

LABORATORY CONTROL SAMPLE: 1824424

Parameter	Units	Spike Conc.	LCS Result	LCS % Rec	% Rec Limits	Qualifiers
Barium	ug/L	1000	1020	102	85-115	
Beryllium	ug/L	1000	1020	102	85-115	
Boron	ug/L	1000	962	96	85-115	
Calcium	ug/L	10000	10100	101	85-115	
Cobalt	ug/L	1000	996	100	85-115	
Lead	ug/L	1000	1000	100	85-115	
Lithium	ug/L	1000	1010	101	85-115	
Molybdenum	ug/L	1000	1060	106	85-115	

MATRIX SPIKE & MATRIX SPIKE DUPLICATE: 1824425 1824426

Parameter	Units	60227402001		1824425		1824426		% Rec	% Rec	% Rec	Limits	RPD	Max RPD	Qual
		MS Result	MSD Spike Conc.	MS Spike Conc.	MSD Spike Conc.	MS Result	MSD Result							
Barium	ug/L	55.4	1000	1000	1000	1080	1110	103	105	70-130	2	20		
Beryllium	ug/L	<0.26	1000	1000	1000	1030	1060	103	106	70-130	2	20		
Boron	ug/L	6900	1000	1000	1000	7940	8000	104	110	70-130	1	20		
Calcium	ug/L	76400	10000	10000	10000	87500	89200	111	127	70-130	2	20		
Cobalt	ug/L	<0.72	1000	1000	1000	983	982	98	98	70-130	0	20		
Lead	ug/L	<2.5	1000	1000	1000	982	980	98	98	70-130	0	20		
Lithium	ug/L	14.3	1000	1000	1000	1060	1070	104	106	70-130	2	20		
Molybdenum	ug/L	119	1000	1000	1000	1200	1200	108	108	70-130	0	20		

Results presented on this page are in the units indicated by the "Units" column except where an alternate unit is presented to the right of the result.

REPORT OF LABORATORY ANALYSIS

This report shall not be reproduced, except in full,
without the written consent of Pace Analytical Services, LLC.

QUALITY CONTROL DATA

Project: AMEREN LABADIE ENERGY CTR-UWL

Pace Project No.: 60227580

MATRIX SPIKE & MATRIX SPIKE DUPLICATE: 1824427												1824428	
Parameter	Units	60227403003 Result	MS	MSD	MS Result	MSD Result	MS % Rec	MSD % Rec	% Rec Limits	RPD	Max RPD	Qual	
			Spike Conc.	Spike Conc.									
Barium	ug/L	68.9	1000	1000	1110	1100	105	103	70-130	1	20		
Beryllium	ug/L	<0.26	1000	1000	1040	1040	104	104	70-130	1	20		
Boron	ug/L	5080	1000	1000	6190	6100	111	102	70-130	2	20		
Calcium	ug/L	81300	10000	10000	89800	90600	85	93	70-130	1	20		
Cobalt	ug/L	<0.72	1000	1000	975	962	98	96	70-130	1	20		
Lead	ug/L	<2.5	1000	1000	981	972	98	97	70-130	1	20		
Lithium	ug/L	23.4	1000	1000	1070	1060	105	104	70-130	1	20		
Molybdenum	ug/L	120	1000	1000	1200	1190	108	107	70-130	1	20		

MATRIX SPIKE & MATRIX SPIKE DUPLICATE: 1824429												1824430	
Parameter	Units	60227172005 Result	MS	MSD	MS Result	MSD Result	MS % Rec	MSD % Rec	% Rec Limits	RPD	Max RPD	Qual	
			Spike Conc.	Spike Conc.									
Barium	ug/L	515	1000	1000	1590	1550	107	103	70-130	2	20		
Beryllium	ug/L	<0.26	1000	1000	1050	1020	105	102	70-130	2	20		
Boron	ug/L	4740	1000	1000	5800	5710	106	97	70-130	2	20		
Calcium	ug/L	134000	10000	10000	144000	142000	95	75	70-130	1	20		
Cobalt	ug/L	<0.72	1000	1000	976	963	98	96	70-130	1	20		
Lead	ug/L	2.7J	1000	1000	989	972	99	97	70-130	2	20		
Lithium	ug/L	<4.9	1000	1000	1070	1040	107	104	70-130	2	20		
Molybdenum	ug/L	0.63J	1000	1000	1090	1080	109	108	70-130	1	20		

Results presented on this page are in the units indicated by the "Units" column except where an alternate unit is presented to the right of the result.

REPORT OF LABORATORY ANALYSIS

This report shall not be reproduced, except in full,
without the written consent of Pace Analytical Services, LLC.

QUALITY CONTROL DATA

Project: AMEREN LABADIE ENERGY CTR-UWL

Pace Project No.: 60227580

QC Batch: 446525 Analysis Method: EPA 200.7
 QC Batch Method: EPA 200.7 Analysis Description: 200.7 Metals, Total
 Associated Lab Samples: 60227402012

METHOD BLANK: 1825615 Matrix: Water

Associated Lab Samples: 60227402012

Parameter	Units	Blank Result	Reporting Limit	MDL	Analyzed	Qualifiers
Barium	ug/L	<0.58	5.0	0.58	09/15/16 16:02	
Beryllium	ug/L	<0.26	1.0	0.26	09/15/16 16:02	
Boron	ug/L	<50.0	100	50.0	09/15/16 16:02	
Calcium	ug/L	10.2J	100	8.1	09/15/16 16:02	
Cobalt	ug/L	<0.72	5.0	0.72	09/15/16 16:02	
Lead	ug/L	<2.5	5.0	2.5	09/15/16 16:02	
Lithium	ug/L	<4.9	10.0	4.9	09/15/16 16:02	
Molybdenum	ug/L	<0.52	20.0	0.52	09/15/16 16:02	

LABORATORY CONTROL SAMPLE: 1825616

Parameter	Units	Spike Conc.	LCS Result	LCS % Rec	% Rec Limits	Qualifiers
Barium	ug/L	1000	1030	103	85-115	
Beryllium	ug/L	1000	966	97	85-115	
Boron	ug/L	1000	982	98	85-115	
Calcium	ug/L	10000	9480	95	85-115	
Cobalt	ug/L	1000	1040	104	85-115	
Lead	ug/L	1000	1030	103	85-115	
Lithium	ug/L	1000	1010	101	85-115	
Molybdenum	ug/L	1000	1060	106	85-115	

MATRIX SPIKE & MATRIX SPIKE DUPLICATE: 1825617 1825618

Parameter	Units	MS		MSD		MS % Rec	MSD % Rec	% Rec Limits	RPD	Max RPD	Qual
		60227403014 Result	Spike Conc.	Spike Conc.	MS Result						
Barium	ug/L	105	1000	1000	1130	1120	103	101	70-130	2	20
Beryllium	ug/L	<0.26	1000	1000	958	946	96	95	70-130	1	20
Boron	ug/L	4820	1000	1000	5850	5760	102	94	70-130	1	20
Calcium	ug/L	144000	10000	10000	154000	150000	95	55	70-130	3	20 M1
Cobalt	ug/L	<0.72	1000	1000	1010	998	101	100	70-130	1	20
Lead	ug/L	<2.5	1000	1000	993	986	99	99	70-130	1	20
Lithium	ug/L	19.1	1000	1000	1060	1050	104	103	70-130	1	20
Molybdenum	ug/L	205	1000	1000	1270	1260	107	106	70-130	1	20

Results presented on this page are in the units indicated by the "Units" column except where an alternate unit is presented to the right of the result.

REPORT OF LABORATORY ANALYSIS

This report shall not be reproduced, except in full,
without the written consent of Pace Analytical Services, LLC.

QUALITY CONTROL DATA

Project: AMEREN LABADIE ENERGY CTR-UWL

Pace Project No.: 60227580

MATRIX SPIKE SAMPLE: 1825619		60227402010	Spike	MS	MS	% Rec	
Parameter	Units	Result	Conc.	Result	% Rec	Limits	Qualifiers
Barium	ug/L	339	1000	1370	103	70-130	
Beryllium	ug/L	<0.26	1000	956	96	70-130	
Boron	ug/L	4280	1000	5310	102	70-130	
Calcium	ug/L	144000	10000	152000	82	70-130	
Cobalt	ug/L	3.1J	1000	1000	100	70-130	
Lead	ug/L	<2.5	1000	990	99	70-130	
Lithium	ug/L	35.5	1000	1090	105	70-130	
Molybdenum	ug/L	46.2	1000	1110	106	70-130	

Results presented on this page are in the units indicated by the "Units" column except where an alternate unit is presented to the right of the result.

REPORT OF LABORATORY ANALYSIS

This report shall not be reproduced, except in full,
without the written consent of Pace Analytical Services, LLC.

QUALITY CONTROL DATA

Project: AMEREN LABADIE ENERGY CTR-UWL

Pace Project No.: 60227580

QC Batch: 446615 Analysis Method: EPA 200.7
 QC Batch Method: EPA 200.7 Analysis Description: 200.7 Metals, Total
 Associated Lab Samples: 60227580001, 60227580002, 60227580003, 60227580004, 60227580005, 60227580006

METHOD BLANK: 1826219 Matrix: Water
 Associated Lab Samples: 60227580001, 60227580002, 60227580003, 60227580004, 60227580005, 60227580006

Parameter	Units	Blank Result	Reporting Limit	MDL	Analyzed	Qualifiers
Barium	ug/L	<0.58	5.0	0.58	09/16/16 17:24	
Beryllium	ug/L	<0.26	1.0	0.26	09/16/16 17:24	
Boron	ug/L	<50.0	100	50.0	09/16/16 17:24	
Calcium	ug/L	<8.1	100	8.1	09/16/16 17:24	
Cobalt	ug/L	<0.72	5.0	0.72	09/16/16 17:24	
Lead	ug/L	<2.5	5.0	2.5	09/16/16 17:24	
Lithium	ug/L	<4.9	10.0	4.9	09/16/16 17:24	
Molybdenum	ug/L	<0.52	20.0	0.52	09/16/16 17:24	

LABORATORY CONTROL SAMPLE: 1826220

Parameter	Units	Spike Conc.	LCS Result	LCS % Rec	% Rec Limits	Qualifiers
Barium	ug/L	1000	1010	101	85-115	
Beryllium	ug/L	1000	992	99	85-115	
Boron	ug/L	1000	963	96	85-115	
Calcium	ug/L	10000	9900	99	85-115	
Cobalt	ug/L	1000	999	100	85-115	
Lead	ug/L	1000	1010	101	85-115	
Lithium	ug/L	1000	1010	101	85-115	
Molybdenum	ug/L	1000	1050	105	85-115	

MATRIX SPIKE & MATRIX SPIKE DUPLICATE: 1826221 1826222

Parameter	Units	MS		MSD		MS % Rec	MSD % Rec	% Rec Limits	RPD	Max RPD	Qual
		60227580001 Result	Spike Conc.	Spike Conc.	MS Result						
Barium	ug/L	248	1000	1000	1230	1250	98	100	70-130	2	20
Beryllium	ug/L	<0.26	1000	1000	973	986	97	99	70-130	1	20
Boron	ug/L	85.6J	1000	1000	1060	1080	97	99	70-130	2	20
Calcium	ug/L	138000	10000	10000	147000	150000	90	128	70-130	3	20
Cobalt	ug/L	<0.72	1000	1000	960	978	96	98	70-130	2	20
Lead	ug/L	2.6J	1000	1000	965	982	96	98	70-130	2	20
Lithium	ug/L	33.0	1000	1000	1050	1060	101	103	70-130	1	20
Molybdenum	ug/L	0.91J	1000	1000	1040	1050	104	105	70-130	1	20

Results presented on this page are in the units indicated by the "Units" column except where an alternate unit is presented to the right of the result.

REPORT OF LABORATORY ANALYSIS

This report shall not be reproduced, except in full,
without the written consent of Pace Analytical Services, LLC.

QUALITY CONTROL DATA

Project: AMEREN LABADIE ENERGY CTR-UWL

Pace Project No.: 60227580

QC Batch: 446276 Analysis Method: EPA 200.8
 QC Batch Method: EPA 200.8 Analysis Description: 200.8 MET
 Associated Lab Samples: 60227402002

METHOD BLANK: 1824434 Matrix: Water

Associated Lab Samples: 60227402002

Parameter	Units	Blank Result	Reporting Limit	MDL	Analyzed	Qualifiers
Antimony	ug/L	<0.058	1.0	0.058	09/20/16 14:13	
Arsenic	ug/L	<0.10	1.0	0.10	09/20/16 14:13	
Cadmium	ug/L	<0.029	0.50	0.029	09/20/16 14:13	
Chromium	ug/L	<0.34	1.0	0.34	09/20/16 14:13	
Selenium	ug/L	<0.18	1.0	0.18	09/20/16 14:13	
Thallium	ug/L	<0.50	1.0	0.50	09/20/16 14:13	

LABORATORY CONTROL SAMPLE: 1824435

Parameter	Units	Spike Conc.	LCS Result	LCS % Rec	% Rec Limits	Qualifiers
Antimony	ug/L	40	40.0	100	85-115	
Arsenic	ug/L	40	41.9	105	85-115	
Cadmium	ug/L	40	40.4	101	85-115	
Chromium	ug/L	40	41.7	104	85-115	
Selenium	ug/L	40	41.7	104	85-115	
Thallium	ug/L	40	40.2	100	85-115	

MATRIX SPIKE & MATRIX SPIKE DUPLICATE: 1824436 1824437

Parameter	Units	60227402001		MSD		MS		MSD		% Rec Limits	RPD	Max RPD	Qual
		Result	Spike Conc.	Spike Conc.	Result	Result	% Rec	% Rec					
Antimony	ug/L	0.066J	40	40	39.8	39.9	99	100	70-130	0	20		
Arsenic	ug/L	27.3	40	40	68.9	68.7	104	104	70-130	0	20		
Cadmium	ug/L	<0.029	40	40	38.4	38.6	96	96	70-130	0	20		
Chromium	ug/L	<0.34	40	40	40.7	40.7	101	101	70-130	0	20		
Selenium	ug/L	<0.18	40	40	38.5	39.1	96	97	70-130	1	20		
Thallium	ug/L	<0.50	40	40	42.1	42.0	105	105	70-130	0	20		

MATRIX SPIKE & MATRIX SPIKE DUPLICATE: 1824438 1824439

Parameter	Units	60227403003		MSD		MS		MSD		% Rec Limits	RPD	Max RPD	Qual
		Result	Spike Conc.	Spike Conc.	Result	Result	% Rec	% Rec					
Antimony	ug/L	0.084J	40	40	39.7	39.5	99	98	70-130	1	20		
Arsenic	ug/L	17.7	40	40	58.4	59.6	102	105	70-130	2	20		
Cadmium	ug/L	<0.029	40	40	38.6	38.4	96	96	70-130	0	20		
Chromium	ug/L	<0.34	40	40	41.3	41.4	103	103	70-130	0	20		
Selenium	ug/L	<0.18	40	40	35.0	35.6	87	89	70-130	2	20		

Results presented on this page are in the units indicated by the "Units" column except where an alternate unit is presented to the right of the result.

REPORT OF LABORATORY ANALYSIS

This report shall not be reproduced, except in full,
without the written consent of Pace Analytical Services, LLC.

QUALITY CONTROL DATA

Project: AMEREN LABADIE ENERGY CTR-UWL

Pace Project No.: 60227580

MATRIX SPIKE & MATRIX SPIKE DUPLICATE: 1824438												1824439	
Parameter	Units	60227403003 Result	MS	MSD	MS Result	MSD Result	MS % Rec	MSD % Rec	% Rec Limits	RPD	Max RPD	Qual	
			Spike Conc.	Spike Conc.									
Thallium	ug/L	<0.50	40	40	41.5	41.8	104	105	70-130	1	20		

MATRIX SPIKE & MATRIX SPIKE DUPLICATE: 1824440												1824441	
Parameter	Units	60227172005 Result	MS	MSD	MS Result	MSD Result	MS % Rec	MSD % Rec	% Rec Limits	RPD	Max RPD	Qual	
			Spike Conc.	Spike Conc.									
Antimony	ug/L	<0.058	40	40	39.0	39.0	98	97	70-130	0	20		
Arsenic	ug/L	1.6	40	40	43.6	43.8	105	105	70-130	1	20		
Cadmium	ug/L	<0.029	40	40	38.2	37.9	95	95	70-130	1	20		
Chromium	ug/L	1.3	40	40	41.9	42.6	102	103	70-130	2	20		
Selenium	ug/L	<0.18	40	40	38.1	38.8	95	97	70-130	2	20		
Thallium	ug/L	<0.50	40	40	42.5	42.6	106	107	70-130	0	20		

Results presented on this page are in the units indicated by the "Units" column except where an alternate unit is presented to the right of the result.

REPORT OF LABORATORY ANALYSIS

This report shall not be reproduced, except in full,
without the written consent of Pace Analytical Services, LLC.

QUALITY CONTROL DATA

Project: AMEREN LABADIE ENERGY CTR-UWL

Pace Project No.: 60227580

QC Batch: 446524 Analysis Method: EPA 200.8
 QC Batch Method: EPA 200.8 Analysis Description: 200.8 MET
 Associated Lab Samples: 6022740212

METHOD BLANK: 1825609 Matrix: Water

Associated Lab Samples: 6022740212

Parameter	Units	Blank Result	Reporting Limit	MDL	Analyzed	Qualifiers
Antimony	ug/L	<0.058	1.0	0.058	09/21/16 15:13	
Arsenic	ug/L	<0.10	1.0	0.10	09/21/16 15:13	
Cadmium	ug/L	<0.029	0.50	0.029	09/21/16 15:13	
Chromium	ug/L	<0.34	1.0	0.34	09/21/16 15:13	
Selenium	ug/L	<0.18	1.0	0.18	09/21/16 15:13	
Thallium	ug/L	<0.50	1.0	0.50	09/21/16 15:13	

LABORATORY CONTROL SAMPLE: 1825610

Parameter	Units	Spike Conc.	LCS Result	LCS % Rec	% Rec Limits	Qualifiers
Antimony	ug/L	40	40.3	101	85-115	
Arsenic	ug/L	40	41.4	104	85-115	
Cadmium	ug/L	40	40.9	102	85-115	
Chromium	ug/L	40	41.1	103	85-115	
Selenium	ug/L	40	41.7	104	85-115	
Thallium	ug/L	40	40.4	101	85-115	

MATRIX SPIKE & MATRIX SPIKE DUPLICATE: 1825611 1825612

Parameter	Units	60227403015		MSD		MS		MSD		% Rec Limits	Max RPD	Qual
		MS Result	MS Spike Conc.	MSD Spike Conc.	MS Result	MSD Result	% Rec	% Rec				
Antimony	ug/L	<0.058	40	40	39.8	39.9	100	100	70-130	0	20	
Arsenic	ug/L	31.8	40	40	72.9	74.0	103	105	70-130	2	20	
Cadmium	ug/L	<0.029	40	40	38.9	38.4	97	96	70-130	1	20	
Chromium	ug/L	1.0	40	40	41.9	42.4	102	104	70-130	1	20	
Selenium	ug/L	<0.18	40	40	37.7	37.4	94	93	70-130	1	20	
Thallium	ug/L	<0.50	40	40	42.9	43.0	107	108	70-130	0	20	

MATRIX SPIKE SAMPLE: 1825613

Parameter	Units	60227402010 Result	Spike Conc.	MS Result	MS % Rec	% Rec Limits	Qualifiers
Antimony	ug/L	<0.058	40	40.1	100	70-130	
Arsenic	ug/L	9.4	40	51.5	105	70-130	
Cadmium	ug/L	<0.029	40	38.8	97	70-130	
Chromium	ug/L	0.53J	40	41.0	101	70-130	
Selenium	ug/L	0.25J	40	38.9	97	70-130	
Thallium	ug/L	<0.50	40	43.4	109	70-130	

Results presented on this page are in the units indicated by the "Units" column except where an alternate unit is presented to the right of the result.

REPORT OF LABORATORY ANALYSIS

This report shall not be reproduced, except in full,
without the written consent of Pace Analytical Services, LLC.

QUALITY CONTROL DATA

Project: AMEREN LABADIE ENERGY CTR-UWL

Pace Project No.: 60227580

QC Batch: 446616 Analysis Method: EPA 200.8
 QC Batch Method: EPA 200.8 Analysis Description: 200.8 MET
 Associated Lab Samples: 60227580001, 60227580002, 60227580003, 60227580004, 60227580005, 60227580006

METHOD BLANK: 1826223 Matrix: Water
 Associated Lab Samples: 60227580001, 60227580002, 60227580003, 60227580004, 60227580005, 60227580006

Parameter	Units	Blank Result	Reporting Limit	MDL	Analyzed	Qualifiers
Antimony	ug/L	<0.058	1.0	0.058	09/21/16 17:00	
Arsenic	ug/L	<0.10	1.0	0.10	09/21/16 17:00	
Cadmium	ug/L	<0.029	0.50	0.029	09/21/16 17:00	
Chromium	ug/L	<0.34	1.0	0.34	09/21/16 17:00	
Selenium	ug/L	<0.18	1.0	0.18	09/21/16 17:00	
Thallium	ug/L	<0.50	1.0	0.50	09/21/16 17:00	

LABORATORY CONTROL SAMPLE: 1826224

Parameter	Units	Spike Conc.	LCS Result	LCS % Rec	% Rec Limits	Qualifiers
Antimony	ug/L	40	40.6	101	85-115	
Arsenic	ug/L	40	42.6	106	85-115	
Cadmium	ug/L	40	40.0	100	85-115	
Chromium	ug/L	40	40.8	102	85-115	
Selenium	ug/L	40	41.7	104	85-115	
Thallium	ug/L	40	40.5	101	85-115	

MATRIX SPIKE & MATRIX SPIKE DUPLICATE: 1826225 1826226

Parameter	Units	MS		MSD		MS % Rec	MSD % Rec	% Rec Limits	RPD	Max RPD	Qual
		60227580001 Result	Spike Conc.	Spike Conc.	Result						
Antimony	ug/L	0.068J	40	40	39.8	39.6	99	99	70-130	0	20
Arsenic	ug/L	1.2	40	40	44.0	43.4	107	106	70-130	1	20
Cadmium	ug/L	0.069J	40	40	39.1	38.1	98	95	70-130	3	20
Chromium	ug/L	0.36J	40	40	40.9	40.6	101	101	70-130	1	20
Selenium	ug/L	4.2	40	40	42.8	41.4	97	93	70-130	3	20
Thallium	ug/L	<0.50	40	40	43.7	43.0	109	107	70-130	2	20

Results presented on this page are in the units indicated by the "Units" column except where an alternate unit is presented to the right of the result.

REPORT OF LABORATORY ANALYSIS

This report shall not be reproduced, except in full,
without the written consent of Pace Analytical Services, LLC.

QUALITY CONTROL DATA

Project: AMEREN LABADIE ENERGY CTR-UWL

Pace Project No.: 60227580

QC Batch: 446819

Analysis Method: SM 2540C

QC Batch Method: SM 2540C

Analysis Description: 2540C Total Dissolved Solids

Associated Lab Samples: 60227402002

METHOD BLANK: 1827312

Matrix: Water

Associated Lab Samples: 60227402002

Parameter	Units	Blank Result	Reporting Limit	MDL	Analyzed	Qualifiers
Total Dissolved Solids	mg/L	<5.0	5.0	5.0	09/16/16 10:02	

LABORATORY CONTROL SAMPLE: 1827313

Parameter	Units	Spike Conc.	LCS Result	LCS % Rec	% Rec Limits	Qualifiers
Total Dissolved Solids	mg/L	1000	982	98	80-120	

SAMPLE DUPLICATE: 1827314

Parameter	Units	60227402001 Result	Dup Result	RPD	Max RPD	Qualifiers
Total Dissolved Solids	mg/L	526	522	1	10	

SAMPLE DUPLICATE: 1827315

Parameter	Units	60227403003 Result	Dup Result	RPD	Max RPD	Qualifiers
Total Dissolved Solids	mg/L	513	519	1	10	

Results presented on this page are in the units indicated by the "Units" column except where an alternate unit is presented to the right of the result.

REPORT OF LABORATORY ANALYSIS

This report shall not be reproduced, except in full,
without the written consent of Pace Analytical Services, LLC.

QUALITY CONTROL DATA

Project: AMEREN LABADIE ENERGY CTR-UWL

Pace Project No.: 60227580

QC Batch: 446979

Analysis Method: SM 2540C

QC Batch Method: SM 2540C

Analysis Description: 2540C Total Dissolved Solids

Associated Lab Samples: 60227580002

METHOD BLANK: 1828613

Matrix: Water

Associated Lab Samples: 60227580002

Parameter	Units	Blank Result	Reporting Limit	MDL	Analyzed	Qualifiers
Total Dissolved Solids	mg/L	<5.0	5.0	5.0	09/19/16 08:57	

LABORATORY CONTROL SAMPLE: 1828614

Parameter	Units	Spike Conc.	LCS Result	LCS % Rec	% Rec Limits	Qualifiers
Total Dissolved Solids	mg/L	1000	984	98	80-120	

SAMPLE DUPLICATE: 1828615

Parameter	Units	60227547007 Result	Dup Result	RPD	Max RPD	Qualifiers
Total Dissolved Solids	mg/L	202	201	0	10	

SAMPLE DUPLICATE: 1828616

Parameter	Units	60227580002 Result	Dup Result	RPD	Max RPD	Qualifiers
Total Dissolved Solids	mg/L	743	730	2	10	

Results presented on this page are in the units indicated by the "Units" column except where an alternate unit is presented to the right of the result.

REPORT OF LABORATORY ANALYSIS

This report shall not be reproduced, except in full,
without the written consent of Pace Analytical Services, LLC.

QUALITY CONTROL DATA

Project: AMEREN LABADIE ENERGY CTR-UWL

Pace Project No.: 60227580

QC Batch: 446982

Analysis Method: SM 2540C

QC Batch Method: SM 2540C

Analysis Description: 2540C Total Dissolved Solids

Associated Lab Samples: 60227402012, 60227580001, 60227580003, 60227580004

METHOD BLANK: 1828622

Matrix: Water

Associated Lab Samples: 60227402012, 60227580001, 60227580003, 60227580004

Parameter	Units	Blank Result	Reporting Limit	MDL	Analyzed	Qualifiers
Total Dissolved Solids	mg/L	<5.0	5.0	5.0	09/19/16 09:04	

LABORATORY CONTROL SAMPLE: 1828623

Parameter	Units	Spike Conc.	LCS Result	LCS % Rec	% Rec Limits	Qualifiers
Total Dissolved Solids	mg/L	1000	1010	101	80-120	

SAMPLE DUPLICATE: 1828624

Parameter	Units	60227573001 Result	Dup Result	RPD	Max RPD	Qualifiers
Total Dissolved Solids	mg/L	743	733	1	10	

SAMPLE DUPLICATE: 1828627

Parameter	Units	60227580001 Result	Dup Result	RPD	Max RPD	Qualifiers
Total Dissolved Solids	mg/L	647	637	2	10	

Results presented on this page are in the units indicated by the "Units" column except where an alternate unit is presented to the right of the result.

REPORT OF LABORATORY ANALYSIS

This report shall not be reproduced, except in full,
without the written consent of Pace Analytical Services, LLC.

QUALITY CONTROL DATA

Project: AMEREN LABADIE ENERGY CTR-UWL

Pace Project No.: 60227580

QC Batch: 446992

Analysis Method: SM 2540C

QC Batch Method: SM 2540C

Analysis Description: 2540C Total Dissolved Solids

Associated Lab Samples: 60227580005, 60227580006

METHOD BLANK: 1828634

Matrix: Water

Associated Lab Samples: 60227580005, 60227580006

Parameter	Units	Blank Result	Reporting Limit	MDL	Analyzed	Qualifiers
Total Dissolved Solids	mg/L	<5.0	5.0	5.0	09/19/16 09:19	

LABORATORY CONTROL SAMPLE: 1828635

Parameter	Units	Spike Conc.	LCS Result	LCS % Rec	% Rec Limits	Qualifiers
Total Dissolved Solids	mg/L	1000	1010	101	80-120	

SAMPLE DUPLICATE: 1828636

Parameter	Units	60227580005 Result	Dup Result	RPD	Max RPD	Qualifiers
Total Dissolved Solids	mg/L	496	496	0	10	

SAMPLE DUPLICATE: 1828637

Parameter	Units	60227586001 Result	Dup Result	RPD	Max RPD	Qualifiers
Total Dissolved Solids	mg/L	427	435	2	10	

Results presented on this page are in the units indicated by the "Units" column except where an alternate unit is presented to the right of the result.

REPORT OF LABORATORY ANALYSIS

This report shall not be reproduced, except in full,
without the written consent of Pace Analytical Services, LLC.

QUALITY CONTROL DATA

Project: AMEREN LABADIE ENERGY CTR-UWL

Pace Project No.: 60227580

QC Batch: 446274 Analysis Method: SM 4500-H+B

QC Batch Method: SM 4500-H+B Analysis Description: 4500H+B pH

Associated Lab Samples: 60227402002

SAMPLE DUPLICATE: 1824431

Parameter	Units	60227283001 Result	Dup Result	RPD	Max RPD	Qualifiers
pH at 25 Degrees C	Std. Units	8.4	8.3	0	5	H6

Results presented on this page are in the units indicated by the "Units" column except where an alternate unit is presented to the right of the result.

REPORT OF LABORATORY ANALYSIS

This report shall not be reproduced, except in full,
without the written consent of Pace Analytical Services, LLC.

QUALITY CONTROL DATA

Project: AMEREN LABADIE ENERGY CTR-UWL

Pace Project No.: 60227580

QC Batch: 446989 Analysis Method: SM 4500-H+B

QC Batch Method: SM 4500-H+B Analysis Description: 4500H+B pH

Associated Lab Samples: 60227580001, 60227580002, 60227580005, 60227580006

SAMPLE DUPLICATE: 1828631

Parameter	Units	60227580001 Result	Dup Result	RPD	Max RPD	Qualifiers
pH at 25 Degrees C	Std. Units	7.6	7.6	0	5	H6

Results presented on this page are in the units indicated by the "Units" column except where an alternate unit is presented to the right of the result.

REPORT OF LABORATORY ANALYSIS

This report shall not be reproduced, except in full,
without the written consent of Pace Analytical Services, LLC.

QUALITY CONTROL DATA

Project: AMEREN LABADIE ENERGY CTR-UWL

Pace Project No.: 60227580

QC Batch: 447131 Analysis Method: SM 4500-H+B

QC Batch Method: SM 4500-H+B Analysis Description: 4500H+B pH

Associated Lab Samples: 60227402012, 60227580003, 60227580004

SAMPLE DUPLICATE: 1828952

Parameter	Units	60227704003 Result	Dup Result	RPD	Max RPD	Qualifiers
pH at 25 Degrees C	Std. Units	8.0	8.0	0	5	H6

Results presented on this page are in the units indicated by the "Units" column except where an alternate unit is presented to the right of the result.

REPORT OF LABORATORY ANALYSIS

This report shall not be reproduced, except in full,
without the written consent of Pace Analytical Services, LLC.

QUALITY CONTROL DATA

Project: AMEREN LABADIE ENERGY CTR-UWL
Pace Project No.: 60227580

QC Batch: 448782 Analysis Method: EPA 300.0
QC Batch Method: EPA 300.0 Analysis Description: 300.0 IC Anions
Associated Lab Samples: 60227402002

METHOD BLANK: 1836679 Matrix: Water
Associated Lab Samples: 60227402002

Parameter	Units	Blank Result	Reporting Limit	MDL	Analyzed	Qualifiers
Chloride	mg/L	<0.50	1.0	0.50	10/01/16 09:27	
Fluoride	mg/L	<0.027	0.20	0.027	10/01/16 09:27	
Sulfate	mg/L	<0.15	1.0	0.15	10/01/16 09:27	

LABORATORY CONTROL SAMPLE: 1836680

Parameter	Units	Spike Conc.	LCS Result	LCS % Rec	% Rec Limits	Qualifiers
Chloride	mg/L	5	4.6	93	90-110	
Fluoride	mg/L	2.5	2.6	102	90-110	
Sulfate	mg/L	5	5.3	106	90-110	

MATRIX SPIKE & MATRIX SPIKE DUPLICATE: 1836681 1836682

Parameter	Units	60227402001 Result	MS	MSD	MS	MSD	MS	MSD	% Rec	Max	Qual
			Spike Conc.	Spike Conc.	Result	Result	% Rec	% Rec	Limits	RPD	
Fluoride	mg/L	0.13J	2.5	2.5	2.6	2.6	100	97	80-120	2	15

MATRIX SPIKE SAMPLE: 1836683

Parameter	Units	60227403003 Result	Spike Conc.	MS Result	MS % Rec	% Rec Limits	Qualifiers
Fluoride	mg/L	0.082J	2.5	2.5	96	80-120	

Results presented on this page are in the units indicated by the "Units" column except where an alternate unit is presented to the right of the result.

REPORT OF LABORATORY ANALYSIS

This report shall not be reproduced, except in full,
without the written consent of Pace Analytical Services, LLC.

QUALITY CONTROL DATA

Project: AMEREN LABADIE ENERGY CTR-UWL

Pace Project No.: 60227580

QC Batch: 448783 Analysis Method: EPA 300.0
 QC Batch Method: EPA 300.0 Analysis Description: 300.0 IC Anions
 Associated Lab Samples: 60227580001, 60227580002, 60227580003, 60227580004, 60227580006

METHOD BLANK: 1836684 Matrix: Water
 Associated Lab Samples: 60227580001, 60227580002, 60227580003, 60227580004, 60227580006

Parameter	Units	Blank Result	Reporting Limit	MDL	Analyzed	Qualifiers
Chloride	mg/L	<0.50	1.0	0.50	10/01/16 14:18	
Fluoride	mg/L	<0.027	0.20	0.027	10/01/16 14:18	
Sulfate	mg/L	<0.15	1.0	0.15	10/01/16 14:18	

LABORATORY CONTROL SAMPLE: 1836685

Parameter	Units	Spike Conc.	LCS Result	LCS % Rec	% Rec Limits	Qualifiers
Chloride	mg/L	5	4.7	95	90-110	
Fluoride	mg/L	2.5	2.4	97	90-110	
Sulfate	mg/L	5	4.9	99	90-110	

MATRIX SPIKE & MATRIX SPIKE DUPLICATE: 1836686 1836687

Parameter	Units	60227172005 Result	MS Spike Conc.	MSD Spike Conc.	MS Result	MSD Result	MS % Rec	MSD % Rec	% Rec Limits	RPD	Max RPD	Qual
Fluoride	mg/L	0.088J	2.5	2.5	2.6	2.7	99	104	80-120	4	15	

MATRIX SPIKE SAMPLE: 1836688

Parameter	Units	60227580001 Result	Spike Conc.	MS Result	MS % Rec	% Rec Limits	Qualifiers
Chloride	mg/L	2.3	5	7.0	93	80-120	
Fluoride	mg/L	0.18J	2.5	2.6	98	80-120	

Results presented on this page are in the units indicated by the "Units" column except where an alternate unit is presented to the right of the result.

REPORT OF LABORATORY ANALYSIS

This report shall not be reproduced, except in full,
without the written consent of Pace Analytical Services, LLC.

QUALITY CONTROL DATA

Project: AMEREN LABADIE ENERGY CTR-UWL

Pace Project No.: 60227580

QC Batch: 448790 Analysis Method: EPA 300.0
 QC Batch Method: EPA 300.0 Analysis Description: 300.0 IC Anions
 Associated Lab Samples: 60227580001, 60227580002, 60227580003, 60227580004

METHOD BLANK: 1836865 Matrix: Water
 Associated Lab Samples: 60227580001, 60227580002, 60227580003, 60227580004

Parameter	Units	Blank Result	Reporting Limit	MDL	Analyzed	Qualifiers
Sulfate	mg/L	<0.15	1.0	0.15	10/02/16 11:23	

LABORATORY CONTROL SAMPLE: 1836866

Parameter	Units	Spike Conc.	LCS Result	LCS % Rec	% Rec Limits	Qualifiers
Sulfate	mg/L	5	5.1	102	90-110	

MATRIX SPIKE SAMPLE: 1836867

Parameter	Units	60227403003 Result	Spike Conc.	MS Result	MS % Rec	% Rec Limits	Qualifiers
Sulfate	mg/L	275	100	373	98	80-120	

MATRIX SPIKE SAMPLE: 1836870

Parameter	Units	60227580001 Result	Spike Conc.	MS Result	MS % Rec	% Rec Limits	Qualifiers
Sulfate	mg/L	63.4	25	85.9	90	80-120	

Results presented on this page are in the units indicated by the "Units" column except where an alternate unit is presented to the right of the result.

REPORT OF LABORATORY ANALYSIS

This report shall not be reproduced, except in full,
without the written consent of Pace Analytical Services, LLC.

QUALITY CONTROL DATA

Project: AMEREN LABADIE ENERGY CTR-UWL

Pace Project No.: 60227580

QC Batch: 449284 Analysis Method: EPA 300.0
 QC Batch Method: EPA 300.0 Analysis Description: 300.0 IC Anions
 Associated Lab Samples: 60227402012

METHOD BLANK: 1838547 Matrix: Water

Associated Lab Samples: 60227402012

Parameter	Units	Blank Result	Reporting Limit	MDL	Analyzed	Qualifiers
Chloride	mg/L	<0.50	1.0	0.50	10/06/16 08:27	
Fluoride	mg/L	<0.027	0.20	0.027	10/06/16 08:27	

LABORATORY CONTROL SAMPLE: 1838548

Parameter	Units	Spike Conc.	LCS Result	LCS % Rec	% Rec Limits	Qualifiers
Chloride	mg/L	5	4.7	93	90-110	
Fluoride	mg/L	2.5	2.5	101	90-110	

MATRIX SPIKE & MATRIX SPIKE DUPLICATE: 1838549 1838550

Parameter	Units	60227403012		1838550		MS % Rec	MSD % Rec	% Rec Limits	RPD	Max RPD	Qual
		MS Spike Conc.	MSD Spike Conc.	MS Result	MSD Result						
Chloride	mg/L	13.9	5	5	18.7	18.8	95	98	80-120	1	15
Fluoride	mg/L	0.12J	2.5	2.5	2.4	2.5	93	96	80-120	3	15

MATRIX SPIKE SAMPLE: 1838551

Parameter	Units	60227403013 Result	Spike Conc.	MS Result	MS % Rec	% Rec Limits	Qualifiers
Fluoride	mg/L	0.34	2.5	2.6	92	80-120	

Results presented on this page are in the units indicated by the "Units" column except where an alternate unit is presented to the right of the result.

REPORT OF LABORATORY ANALYSIS

This report shall not be reproduced, except in full,
without the written consent of Pace Analytical Services, LLC.

QUALITY CONTROL DATA

Project: AMEREN LABADIE ENERGY CTR-UWL

Pace Project No.: 60227580

QC Batch: 449623	Analysis Method: EPA 300.0
QC Batch Method: EPA 300.0	Analysis Description: 300.0 IC Anions
Associated Lab Samples: 60227402012	

METHOD BLANK: 1839827 Matrix: Water
Associated Lab Samples: 60227402012

Parameter	Units	Blank Result	Reporting Limit	MDL	Analyzed	Qualifiers
Sulfate	mg/L	<0.15	1.0	0.15	10/07/16 22:21	

LABORATORY CONTROL SAMPLE: 1839828

Parameter	Units	Spike Conc.	LCS Result	LCS % Rec	% Rec Limits	Qualifiers
Sulfate	mg/L	5	4.7	94	90-110	

MATRIX SPIKE & MATRIX SPIKE DUPLICATE: 1839829 1839830

Parameter	Units	60227403012		1839829		1839830		% Rec Limits	RPD	Max RPD	Qual
		MS Result	MSD Result	MS Spike Conc.	MSD Spike Conc.	MS Result	MSD Result				
Sulfate	mg/L	454	250	250	704	705	100	100	80-120	0	15

MATRIX SPIKE SAMPLE: 1839831

Parameter	Units	60227403014 Result	Spike Conc.	MS Result	MS % Rec	% Rec Limits	Qualifiers
Sulfate	mg/L	213	100	313	100	80-120	

Results presented on this page are in the units indicated by the "Units" column except where an alternate unit is presented to the right of the result.

REPORT OF LABORATORY ANALYSIS

This report shall not be reproduced, except in full,
without the written consent of Pace Analytical Services, LLC.

ANALYTICAL RESULTS - RADIOCHEMISTRY

Project: AMEREN LABADIE ENERGY CTR-UWL

Pace Project No.: 60227580

Sample: L-TMW-1 **Lab ID: 60227580001** Collected: 09/13/16 08:23 Received: 09/14/16 04:40 Matrix: Water
PWS: Site ID: Sample Type:

Parameters	Method	Act ± Unc (MDC) Carr Trac	Units	Analyzed	CAS No.	Qual
Radium-226	EPA 903.1	0.0618 ± 0.469 (0.928) C:NA T:87%	pCi/L	09/30/16 00:14	13982-63-3	
Radium-228	EPA 904.0	1.66 ± 0.553 (0.785) C:72% T:78%	pCi/L	09/29/16 02:43	15262-20-1	

REPORT OF LABORATORY ANALYSIS

This report shall not be reproduced, except in full,
without the written consent of Pace Analytical Services, LLC.

ANALYTICAL RESULTS - RADIOCHEMISTRY

Project: AMEREN LABADIE ENERGY CTR-UWL

Pace Project No.: 60227580

Sample: L-TMW-2 **Lab ID: 60227580002** Collected: 09/12/16 15:58 Received: 09/14/16 04:40 Matrix: Water
PWS: Site ID: Sample Type:

Parameters	Method	Act ± Unc (MDC) Carr Trac	Units	Analyzed	CAS No.	Qual
Radium-226	EPA 903.1	0.0616 ± 0.281 (0.572) C:NA T:91%	pCi/L	09/30/16 00:14	13982-63-3	
Radium-228	EPA 904.0	1.65 ± 0.542 (0.761) C:74% T:79%	pCi/L	09/29/16 02:43	15262-20-1	

REPORT OF LABORATORY ANALYSIS

This report shall not be reproduced, except in full,
without the written consent of Pace Analytical Services, LLC.

ANALYTICAL RESULTS - RADIOCHEMISTRY

Project: AMEREN LABADIE ENERGY CTR-UWL

Pace Project No.: 60227580

Sample: L-TMW-3 **Lab ID: 60227580003** Collected: 09/13/16 09:54 Received: 09/14/16 04:40 Matrix: Water
PWS: Site ID: Sample Type:

Parameters	Method	Act ± Unc (MDC) Carr Trac	Units	Analyzed	CAS No.	Qual
Radium-226	EPA 903.1	0.418 ± 0.391 (0.554) C:NA T:94%	pCi/L	09/30/16 00:15	13982-63-3	
Radium-228	EPA 904.0	1.29 ± 0.496 (0.782) C:73% T:83%	pCi/L	09/29/16 02:43	15262-20-1	

REPORT OF LABORATORY ANALYSIS

This report shall not be reproduced, except in full,
without the written consent of Pace Analytical Services, LLC.

ANALYTICAL RESULTS - RADIOCHEMISTRY

Project: AMEREN LABADIE ENERGY CTR-UWL

Pace Project No.: 60227580

Sample: L-MW-26 **Lab ID: 60227580004** Collected: 09/13/16 09:53 Received: 09/14/16 04:40 Matrix: Water
PWS: Site ID: Sample Type:

Parameters	Method	Act ± Unc (MDC) Carr Trac	Units	Analyzed	CAS No.	Qual
Radium-226	EPA 903.1	0.180 ± 0.275 (0.442) C:NA T:92%	pCi/L	09/30/16 00:13	13982-63-3	
Radium-228	EPA 904.0	0.844 ± 0.437 (0.777) C:73% T:82%	pCi/L	09/29/16 02:43	15262-20-1	

REPORT OF LABORATORY ANALYSIS

This report shall not be reproduced, except in full,
without the written consent of Pace Analytical Services, LLC.

ANALYTICAL RESULTS - RADIOCHEMISTRY

Project: AMEREN LABADIE ENERGY CTR-UWL

Pace Project No.: 60227580

Sample: L-UWL-DUP-1 **Lab ID: 60227580005** Collected: 09/13/16 08:00 Received: 09/14/16 04:40 Matrix: Water
PWS: Site ID: Sample Type:

Parameters	Method	Act ± Unc (MDC) Carr Trac	Units	Analyzed	CAS No.	Qual
Radium-226	EPA 903.1	0.240 ± 0.333 (0.556) C:NA T:91%	pCi/L	09/30/16 00:15	13982-63-3	
Radium-228	EPA 904.0	1.24 ± 0.504 (0.808) C:69% T:79%	pCi/L	09/29/16 02:43	15262-20-1	

REPORT OF LABORATORY ANALYSIS

This report shall not be reproduced, except in full,
without the written consent of Pace Analytical Services, LLC.

ANALYTICAL RESULTS - RADIOCHEMISTRY

Project: AMEREN LABADIE ENERGY CTR-UWL

Pace Project No.: 60227580

Sample: L-UWL-FB-1 **Lab ID: 60227580006** Collected: 09/13/16 09:45 Received: 09/14/16 04:40 Matrix: Water
PWS: Site ID: Sample Type:

Parameters	Method	Act ± Unc (MDC) Carr Trac	Units	Analyzed	CAS No.	Qual
Radium-226	EPA 903.1	0.0572 ± 0.261 (0.421) C:NA T:99%	pCi/L	09/30/16 00:27	13982-63-3	
Radium-228	EPA 904.0	0.889 ± 0.529 (0.977) C:68% T:71%	pCi/L	09/29/16 02:43	15262-20-1	

REPORT OF LABORATORY ANALYSIS

This report shall not be reproduced, except in full,
without the written consent of Pace Analytical Services, LLC.

ANALYTICAL RESULTS - RADIOCHEMISTRY

Project: AMEREN LABADIE ENERGY CTR-UWL

Pace Project No.: 60227580

Sample: L-TMW-1 MS **Lab ID: 60227580007** Collected: 09/13/16 08:23 Received: 09/14/16 04:40 Matrix: Water
PWS: Site ID: Sample Type:

Parameters	Method	Act ± Unc (MDC) Carr Trac	Units	Analyzed	CAS No.	Qual
Radium-226	EPA 903.1	94.7%REC ± NA (NA)	pCi/L	09/30/16 00:39	13982-63-3	
Radium-228	EPA 904.0	116 %REC +/- NA (NA) C:NA T:NA	pCi/L	09/29/16 02:43	15262-20-1	

REPORT OF LABORATORY ANALYSIS

This report shall not be reproduced, except in full,
without the written consent of Pace Analytical Services, LLC.

ANALYTICAL RESULTS - RADIOCHEMISTRY

Project: AMEREN LABADIE ENERGY CTR-UWL

Pace Project No.: 60227580

Sample: L-TMW-1 MSD **Lab ID: 60227580008** Collected: 09/13/16 08:23 Received: 09/14/16 04:40 Matrix: Water
PWS: Site ID: Sample Type:

Parameters	Method	Act ± Unc (MDC) Carr Trac	Units	Analyzed	CAS No.	Qual
Radium-226	EPA 903.1	77.7%REC 19.7RPD ± NA (NA)	pCi/L	09/30/16 00:33	13982-63-3	
Radium-228	EPA 904.0	122 %REC 4.68 RPD +/- NA (NA) C:NA T:NA	pCi/L	09/29/16 02:44	15262-20-1	

REPORT OF LABORATORY ANALYSIS

This report shall not be reproduced, except in full,
without the written consent of Pace Analytical Services, LLC.

ANALYTICAL RESULTS - RADIOCHEMISTRY

Project: AMEREN LABADIE ENERGY CTR-UWL

Pace Project No.: 60227580

Sample: L-BMW-2S **Lab ID: 60227402002** Collected: 09/09/16 09:25 Received: 09/10/16 03:30 Matrix: Water
PWS: Site ID: Sample Type:

Parameters	Method	Act ± Unc (MDC) Carr Trac	Units	Analyzed	CAS No.	Qual
Radium-226	EPA 903.1	0.166 ± 0.392 (0.727) C:NA T:90%	pCi/L	09/28/16 12:08	13982-63-3	
Radium-228	EPA 904.0	1.96 ± 0.603 (0.742) C:76% T:89%	pCi/L	10/03/16 13:01	15262-20-1	

REPORT OF LABORATORY ANALYSIS

This report shall not be reproduced, except in full,
without the written consent of Pace Analytical Services, LLC.

ANALYTICAL RESULTS - RADIOCHEMISTRY

Project: AMEREN LABADIE ENERGY CTR-UWL

Pace Project No.: 60227580

Parameters	Method	Act ± Unc (MDC) Carr Trac	Units	Analyzed	CAS No.	Qual
Radium-226	EPA 903.1	0.850 ± 0.675 (0.877) C:NA T:82%	pCi/L	09/30/16 10:35	13982-63-3	
Radium-228	EPA 904.0	2.77 ± 0.712 (0.699) C:72% T:76%	pCi/L	09/29/16 02:45	15262-20-1	

REPORT OF LABORATORY ANALYSIS

This report shall not be reproduced, except in full,
without the written consent of Pace Analytical Services, LLC.

QUALITY CONTROL - RADIOCHEMISTRY

Project: AMEREN LABADIE ENERGY CTR-UWL

Pace Project No.: 60227580

QC Batch:	233812	Analysis Method:	EPA 904.0
QC Batch Method:	EPA 904.0	Analysis Description:	904.0 Radium 228
Associated Lab Samples:	60227402012, 60227580001, 60227580002, 60227580003, 60227580004, 60227580005, 60227580006, 60227580007, 60227580008		

METHOD BLANK:	1146451	Matrix:	Water
Associated Lab Samples:	60227402012, 60227580001, 60227580002, 60227580003, 60227580004, 60227580005, 60227580006, 60227580007, 60227580008		

Parameter	Act ± Unc (MDC) Carr Trac	Units	Analyzed	Qualifiers
Radium-228	0.598 ± 0.378 (0.704) C:75% T:80%	pCi/L	09/29/16 02:43	

Results presented on this page are in the units indicated by the "Units" column except where an alternate unit is presented to the right of the result.

REPORT OF LABORATORY ANALYSIS

This report shall not be reproduced, except in full,
without the written consent of Pace Analytical Services, LLC.

QUALITY CONTROL - RADIOCHEMISTRY

Project: AMEREN LABADIE ENERGY CTR-UWL

Pace Project No.: 60227580

QC Batch: 234044

Analysis Method: EPA 903.1

QC Batch Method: EPA 903.1

Analysis Description: 903.1 Radium-226

Associated Lab Samples: 60227402012

METHOD BLANK: 1147794

Matrix: Water

Associated Lab Samples: 60227402012

Parameter	Act ± Unc (MDC) Carr Trac	Units	Analyzed	Qualifiers
Radium-226	-0.081 ± 0.370 (0.873) C:NA T:94%	pCi/L	09/30/16 10:03	

Results presented on this page are in the units indicated by the "Units" column except where an alternate unit is presented to the right of the result.

REPORT OF LABORATORY ANALYSIS

This report shall not be reproduced, except in full,
without the written consent of Pace Analytical Services, LLC.

QUALITY CONTROL - RADIOCHEMISTRY

Project: AMEREN LABADIE ENERGY CTR-UWL

Pace Project No.: 60227580

QC Batch:	233943	Analysis Method:	EPA 903.1
QC Batch Method:	EPA 903.1	Analysis Description:	903.1 Radium-226
Associated Lab Samples:	60227580001, 60227580002, 60227580003, 60227580004, 60227580005, 60227580006, 60227580007, 60227580008		

METHOD BLANK:	1147223	Matrix:	Water
Associated Lab Samples:	60227580001, 60227580002, 60227580003, 60227580004, 60227580005, 60227580006, 60227580007, 60227580008		

Parameter	Act ± Unc (MDC) Carr Trac	Units	Analyzed	Qualifiers
Radium-226	0.000 ± 0.358 (0.757) C:NA T:95%	pCi/L	09/29/16 23:04	

Results presented on this page are in the units indicated by the "Units" column except where an alternate unit is presented to the right of the result.

REPORT OF LABORATORY ANALYSIS

This report shall not be reproduced, except in full,
without the written consent of Pace Analytical Services, LLC.

QUALITY CONTROL - RADIOCHEMISTRY

Project: AMEREN LABADIE ENERGY CTR-UWL

Pace Project No.: 60227580

QC Batch:	233282	Analysis Method:	EPA 903.1
QC Batch Method:	EPA 903.1	Analysis Description:	903.1 Radium-226
Associated Lab Samples:	60227402002		

METHOD BLANK:	1143381	Matrix:	Water
Associated Lab Samples:	60227402002		

Parameter	Act ± Unc (MDC) Carr Trac	Units	Analyzed	Qualifiers
Radium-226	-0.158 ± 0.242 (0.634) C:NA T:95%	pCi/L	09/28/16 11:20	

Results presented on this page are in the units indicated by the "Units" column except where an alternate unit is presented to the right of the result.

REPORT OF LABORATORY ANALYSIS

This report shall not be reproduced, except in full,
without the written consent of Pace Analytical Services, LLC.

QUALITY CONTROL - RADIOCHEMISTRY

Project: AMEREN LABADIE ENERGY CTR-UWL

Pace Project No.: 60227580

QC Batch: 233297

Analysis Method: EPA 904.0

QC Batch Method: EPA 904.0

Analysis Description: 904.0 Radium 228

Associated Lab Samples: 60227402002

METHOD BLANK: 1143403

Matrix: Water

Associated Lab Samples: 60227402002

Parameter	Act ± Unc (MDC) Carr Trac	Units	Analyzed	Qualifiers
Radium-228	0.776 ± 0.424 (0.778) C:82% T:89%	pCi/L	10/03/16 12:57	

Results presented on this page are in the units indicated by the "Units" column except where an alternate unit is presented to the right of the result.

REPORT OF LABORATORY ANALYSIS

This report shall not be reproduced, except in full,
without the written consent of Pace Analytical Services, LLC.

QUALITY CONTROL - RADIOCHEMISTRY

Project: AMEREN LABADIE ENERGY CTR-UWL

Pace Project No.: 60227580

QC Batch: 233941

Analysis Method: EPA 904.0

QC Batch Method: EPA 904.0

Analysis Description: 904.0 Radium 228

Associated Lab Samples:

METHOD BLANK: 1147217

Matrix: Water

Associated Lab Samples:

Parameter	Act ± Unc (MDC) Carr Trac	Units	Analyzed	Qualifiers
Radium-228	0.976 ± 0.455 (0.758) C:69% T:90%	pCi/L	09/28/16 22:34	

Results presented on this page are in the units indicated by the "Units" column except where an alternate unit is presented to the right of the result.

REPORT OF LABORATORY ANALYSIS

This report shall not be reproduced, except in full,
without the written consent of Pace Analytical Services, LLC.

QUALIFIERS

Project: AMEREN LABADIE ENERGY CTR-UWL

Pace Project No.: 60227580

DEFINITIONS

DF - Dilution Factor, if reported, represents the factor applied to the reported data due to dilution of the sample aliquot.

ND - Not Detected at or above adjusted reporting limit.

TNTC - Too Numerous To Count

J - Estimated concentration above the adjusted method detection limit and below the adjusted reporting limit.

MDL - Adjusted Method Detection Limit.

PQL - Practical Quantitation Limit.

RL - Reporting Limit.

S - Surrogate

1,2-Diphenylhydrazine decomposes to and cannot be separated from Azobenzene using Method 8270. The result for each analyte is a combined concentration.

Consistent with EPA guidelines, unrounded data are displayed and have been used to calculate % recovery and RPD values.

LCS(D) - Laboratory Control Sample (Duplicate)

MS(D) - Matrix Spike (Duplicate)

DUP - Sample Duplicate

RPD - Relative Percent Difference

NC - Not Calculable.

SG - Silica Gel - Clean-Up

U - Indicates the compound was analyzed for, but not detected.

N-Nitrosodiphenylamine decomposes and cannot be separated from Diphenylamine using Method 8270. The result reported for each analyte is a combined concentration.

Act - Activity

Unc - Uncertainty: SDWA = 1.96 sigma count uncertainty, all other matrices = Expanded Uncertainty (95% confidence interval).

Gamma Spec = Expanded Uncertainty (95.4% Confidence Interval)

(MDC) - Minimum Detectable Concentration

Trac - Tracer Recovery (%)

Carr - Carrier Recovery (%)

Pace Analytical is TNI accredited. Contact your Pace PM for the current list of accredited analytes.

TNI - The NELAC Institute.

LABORATORIES

PASI-K Pace Analytical Services - Kansas City

PASI-PA Pace Analytical Services - Greensburg

ANALYTE QUALIFIERS

B Analyte was detected in the associated method blank.

H6 Analysis initiated outside of the 15 minute EPA required holding time.

M1 Matrix spike recovery exceeded QC limits. Batch accepted based on laboratory control sample (LCS) recovery.

R1 RPD value was outside control limits.

REPORT OF LABORATORY ANALYSIS

This report shall not be reproduced, except in full,
without the written consent of Pace Analytical Services, LLC.

QUALITY CONTROL DATA CROSS REFERENCE TABLE

Project: AMEREN LABADIE ENERGY CTR-UWL

Pace Project No.: 60227580

Lab ID	Sample ID	QC Batch Method	QC Batch	Analytical Method	Analytical Batch
60227402002	L-BMW-2S	EPA 200.7	446273	EPA 200.7	446311
60227402012	L-BMW-1S	EPA 200.7	446525	EPA 200.7	446567
60227580001	L-TMW-1	EPA 200.7	446615	EPA 200.7	446659
60227580002	L-TMW-2	EPA 200.7	446615	EPA 200.7	446659
60227580003	L-TMW-3	EPA 200.7	446615	EPA 200.7	446659
60227580004	L-MW-26	EPA 200.7	446615	EPA 200.7	446659
60227580005	L-UWL-DUP-1	EPA 200.7	446615	EPA 200.7	446659
60227580006	L-UWL-FB-1	EPA 200.7	446615	EPA 200.7	446659
60227402002	L-BMW-2S	EPA 200.8	446276	EPA 200.8	446312
60227402012	L-BMW-1S	EPA 200.8	446524	EPA 200.8	446573
60227580001	L-TMW-1	EPA 200.8	446616	EPA 200.8	446662
60227580002	L-TMW-2	EPA 200.8	446616	EPA 200.8	446662
60227580003	L-TMW-3	EPA 200.8	446616	EPA 200.8	446662
60227580004	L-MW-26	EPA 200.8	446616	EPA 200.8	446662
60227580005	L-UWL-DUP-1	EPA 200.8	446616	EPA 200.8	446662
60227580006	L-UWL-FB-1	EPA 200.8	446616	EPA 200.8	446662
60227402002	L-BMW-2S	EPA 7470	446246	EPA 7470	446282
60227402012	L-BMW-1S	EPA 7470	446591	EPA 7470	446630
60227580001	L-TMW-1	EPA 7470	446591	EPA 7470	446630
60227580002	L-TMW-2	EPA 7470	446591	EPA 7470	446630
60227580003	L-TMW-3	EPA 7470	446591	EPA 7470	446630
60227580004	L-MW-26	EPA 7470	446591	EPA 7470	446630
60227580005	L-UWL-DUP-1	EPA 7470	446592	EPA 7470	446631
60227580006	L-UWL-FB-1	EPA 7470	446592	EPA 7470	446631
60227402002	L-BMW-2S	EPA 903.1	233282		
60227402012	L-BMW-1S	EPA 903.1	234044		
60227580001	L-TMW-1	EPA 903.1	233943		
60227580002	L-TMW-2	EPA 903.1	233943		
60227580003	L-TMW-3	EPA 903.1	233943		
60227580004	L-MW-26	EPA 903.1	233943		
60227580005	L-UWL-DUP-1	EPA 903.1	233943		
60227580006	L-UWL-FB-1	EPA 903.1	233943		
60227580007	L-TMW-1 MS	EPA 903.1	233943		
60227580008	L-TMW-1 MSD	EPA 903.1	233943		
60227402002	L-BMW-2S	EPA 904.0	233297		
60227402012	L-BMW-1S	EPA 904.0	233812		
60227580001	L-TMW-1	EPA 904.0	233812		
60227580002	L-TMW-2	EPA 904.0	233812		
60227580003	L-TMW-3	EPA 904.0	233812		
60227580004	L-MW-26	EPA 904.0	233812		
60227580005	L-UWL-DUP-1	EPA 904.0	233812		
60227580006	L-UWL-FB-1	EPA 904.0	233812		

REPORT OF LABORATORY ANALYSIS

This report shall not be reproduced, except in full,
without the written consent of Pace Analytical Services, LLC.

QUALITY CONTROL DATA CROSS REFERENCE TABLE

Project: AMEREN LABADIE ENERGY CTR-UWL

Pace Project No.: 60227580

Lab ID	Sample ID	QC Batch Method	QC Batch	Analytical Method	Analytical Batch
60227580007	L-TMW-1 MS	EPA 904.0	233812		
60227580008	L-TMW-1 MSD	EPA 904.0	233812		
60227402002	L-BMW-2S	SM 2540C	446819		
60227402012	L-BMW-1S	SM 2540C	446982		
60227580001	L-TMW-1	SM 2540C	446982		
60227580002	L-TMW-2	SM 2540C	446979		
60227580003	L-TMW-3	SM 2540C	446982		
60227580004	L-MW-26	SM 2540C	446982		
60227580005	L-UWL-DUP-1	SM 2540C	446992		
60227580006	L-UWL-FB-1	SM 2540C	446992		
60227402002	L-BMW-2S	SM 4500-H+B	446274		
60227402012	L-BMW-1S	SM 4500-H+B	447131		
60227580001	L-TMW-1	SM 4500-H+B	446989		
60227580002	L-TMW-2	SM 4500-H+B	446989		
60227580003	L-TMW-3	SM 4500-H+B	447131		
60227580004	L-MW-26	SM 4500-H+B	447131		
60227580005	L-UWL-DUP-1	SM 4500-H+B	446989		
60227580006	L-UWL-FB-1	SM 4500-H+B	446989		
60227402002	L-BMW-2S	EPA 300.0	448782		
60227402012	L-BMW-1S	EPA 300.0	449284		
60227402012	L-BMW-1S	EPA 300.0	449623		
60227580001	L-TMW-1	EPA 300.0	448783		
60227580001	L-TMW-1	EPA 300.0	448790		
60227580002	L-TMW-2	EPA 300.0	448783		
60227580002	L-TMW-2	EPA 300.0	448790		
60227580003	L-TMW-3	EPA 300.0	448783		
60227580003	L-TMW-3	EPA 300.0	448790		
60227580004	L-MW-26	EPA 300.0	448783		
60227580004	L-MW-26	EPA 300.0	448790		
60227580006	L-UWL-FB-1	EPA 300.0	448783		

REPORT OF LABORATORY ANALYSIS

This report shall not be reproduced, except in full,
without the written consent of Pace Analytical Services, LLC.



Sample Condition Upon Receipt

WO#: 60227580
Barcode: 60227580

Client Name: Golder

Courier: FedEx [] UPS [] VIA [] Clay [] PEX [] ECI [] Pace [] Xroads [x] Client [] Other []

Tracking #: Pace Shipping Label Used? Yes [] No [x]

Custody Seal on Cooler/Box Present: Yes [x] No [] Seals intact: Yes [x] No []

Packing Material: Bubble Wrap [x] Bubble Bags [] Foam [] None [] Other []

Thermometer Used: T-268 / T-239 Type of Ice: Wet Blue None

Cooler Temperature (°C): As-read -10.04 Corr. Factor CF +1.1 CF -0.1 Corrected 0.116, 1.7
Temperature should be above freezing to 6°C 19.1, 21.0, 20.8, 19.2 20.2, 22.1, 21.9, 20.3

Date and initials of person examining contents: 7/15/16

Table with 3 columns: Question, Yes/No/N/A checkboxes, and handwritten notes. Rows include Chain of Custody, Samples arrived, Short Hold Time, Rush Turn Around Time, Sufficient volume, Correct containers used, Pace containers used, Containers intact, Unpreserved soils, Filtered volume, Sample labels match, Samples contain multiple phases, Containers requiring pH preservation, Cyanide water sample checks, Trip Blank present, Headspace in VOA vials, Samples from USDA Regulated Area, Additional labels attached.

Client Notification/ Resolution: Copy COC to Client? Y / N Field Data Required? Y / N

Person Contacted: Date/Time:

Comments/ Resolution:

Project Manager Review: Date:

CHAIN-OF-CUSTODY / Analytical Request Document

The Chain-of-Custody is a LEGAL DOCUMENT. All relevant fields must be completed accurately.



Section A Required Client Information:		Section B Required Project Information:		Section C Invoice Information:	
Company: Golder Associates	Report To: Mark Haddock (mhaddock@golder.com)	Attention:	Company Name:	REGULATORY AGENCY	
Address: 820 South Main Street, Suite 100 St Charles, MO 63301	Copy To: Jeffrey Ingram	Address:	Address:	<input type="checkbox"/> NPDES	<input checked="" type="checkbox"/> GROUND WATER
Email To: mhaddock@golder.com	Purchase Order No.:	Pace Quote Reference:	MO	<input type="checkbox"/> UST	<input type="checkbox"/> RCRA
Phone: 636-724-9191	Project Name: Ameren Labadie Energy Center - UWL	Project Manager: Jamie Church	MO	<input type="checkbox"/> OTHER	
Requested Due Date/TAT: Standard	Project Number: 153-1406.0001B	Pace Profile #: 9285			

ITEM #	Section D Required Client Information	COLLECTED		SAMPLE TYPE (G=GRAB C=COMP)	MATRIX CODE (see valid codes to left)	# OF CONTAINERS	PRESERVATIVES				Y/N	Requested Analysis Filtered (Y/N)								Pace Project No./ Lab I.D.							
		COMPOSITE START	COMPOSITE END/GRAB				DATE	TIME	DATE	TIME		H2SO4	HNO3	HCl	NaOH	Na2S2O3	Methanol	Other	Metals*		Chloride/Fluoride/Sulfate	TDS	pH	Radium 226 & 228	Residual Chlorine (Y/N)		
1	L-TMW-1			G	WT	18																					05227580
2	L-TMW-2			G	WT	4	9/13/14 0825	9/13/14 1553	G	WT	4	1	3														2000 30500 6(BTN) 051
3	L-TMW-3			G	WT	1	9/13/14 0954	0953	G	WT	1																1050 1050 2000 02
4	L-MW-26			G	WT	1			G	WT	1																053
5	L-UWL-DUP-1			G	WT	1			G	WT	1																051
6	L-UWL-FB-1			G	WT	1			G	WT	1																052

ITEM #	ADDITIONAL COMMENTS	RELINQUISHED BY / AFFILIATION		ACCEPTED BY / AFFILIATION		SAMPLE CONDITIONS						
		DATE	TIME	DATE	TIME	DATE	TIME	Temp in °C	Received on	Ice (Y/N)	Cooler (Y/N)	Samples Intact (Y/N)
1		9/13/14	1800	9/13/14	1800	9/13/14	1800	1.7	Y	Y	Y	Y
2		9/13/14	1830	9/13/14	1830	9/13/14	1830	22.1	N	Y	Y	Y

SAMPLER NAME AND SIGNATURE		DATE Signed (MM/DD/YYYY): 09/13/14
PRINT Name of SAMPLER: Jeff Ingram		
SIGNATURE of SAMPLER: [Signature]		

*Important Note: By signing this form you are accepting Pace's NET 30 day payment terms and agreeing to late charges of 1.5% per month for any invoices not paid within 30 days.



Sample Condition Upon Receipt

WO#: 60227402
60227402

Client Name: Golder

Courier: FedEx UPS VIA Clay PEX ECI Pace Xroads Client Other

Tracking #: _____ Pace Shipping Label Used? Yes No

Custody Seal on Cooler/Box Present: Yes No Seals intact: Yes No RS 9/6

Packing Material: Bubble Wrap Bubble Bags Foam None Other

Thermometer Used: T-266 / T-239 Type of Ice: Wet Blue None

Cooler Temperature (°C): As-read 3.5, 13.1, 15.0 Corr. Factor CF +1.1 CF -0.1 Corrected 4.0, 14.2, 16.1

Date and initials of person examining contents: RS 9/6/16

Temperature should be above freezing to 6°C

Chain of Custody present:	<input type="checkbox"/> Yes <input checked="" type="checkbox"/> No <input type="checkbox"/> N/A
Chain of Custody relinquished:	<input type="checkbox"/> Yes <input checked="" type="checkbox"/> No <input type="checkbox"/> N/A
Samples arrived within holding time:	<input type="checkbox"/> Yes <input checked="" type="checkbox"/> No <input type="checkbox"/> N/A
Short Hold Time analyses (<72hr):	<input type="checkbox"/> Yes <input checked="" type="checkbox"/> No <input type="checkbox"/> N/A
Rush Turn Around Time requested:	<input type="checkbox"/> Yes <input checked="" type="checkbox"/> No <input type="checkbox"/> N/A
Sufficient volume:	<input type="checkbox"/> Yes <input checked="" type="checkbox"/> No <input type="checkbox"/> N/A
Correct containers used:	<input type="checkbox"/> Yes <input checked="" type="checkbox"/> No <input type="checkbox"/> N/A
Pace containers used:	<input type="checkbox"/> Yes <input checked="" type="checkbox"/> No <input type="checkbox"/> N/A
Containers intact:	<input type="checkbox"/> Yes <input checked="" type="checkbox"/> No <input type="checkbox"/> N/A
Unpreserved 5035A / TX1005/1006 soils frozen in 48hrs?	<input type="checkbox"/> Yes <input type="checkbox"/> No <input checked="" type="checkbox"/> N/A
Filtered volume received for dissolved tests?	<input type="checkbox"/> Yes <input type="checkbox"/> No <input checked="" type="checkbox"/> N/A
Sample labels match COC: Date / time / ID / analyses	<input checked="" type="checkbox"/> Yes <input type="checkbox"/> No <input type="checkbox"/> N/A
Samples contain multiple phases? Matrix: <u>WT</u>	<input type="checkbox"/> Yes <input checked="" type="checkbox"/> No <input type="checkbox"/> N/A
Containers requiring pH preservation in compliance? (HNO ₃ , H ₂ SO ₄ , HCl<2; NaOH>9 Sulfide, NaOH>10 Cyanide) (Exceptions: VOA, Micro, O&G, KS TPH, OK-DRO)	<input checked="" type="checkbox"/> Yes <input type="checkbox"/> No <input type="checkbox"/> N/A
Cyanide water sample checks:	<input type="checkbox"/> N/A
Lead acetate strip turns dark? (Record only)	<input type="checkbox"/> Yes <input type="checkbox"/> No
Potassium iodide test strip turns blue/purple? (Preserve)	<input type="checkbox"/> Yes <input type="checkbox"/> No
Trip Blank present:	<input type="checkbox"/> Yes <input checked="" type="checkbox"/> No <input type="checkbox"/> N/A
Headspace in VOA vials (>6mm):	<input type="checkbox"/> Yes <input type="checkbox"/> No <input checked="" type="checkbox"/> N/A
Samples from USDA Regulated Area: State:	<input type="checkbox"/> Yes <input type="checkbox"/> No <input checked="" type="checkbox"/> N/A
Additional labels attached to 5035A / TX1005 vials in the field?	<input type="checkbox"/> Yes <input type="checkbox"/> No <input checked="" type="checkbox"/> N/A

Client Notification/ Resolution: Copy COC to Client? Y / N Field Data Required? Y / N

Person Contacted: _____ Date/Time: _____

Comments/ Resolution: _____

_____ 9/12/16 _____

Project Manager Review: Jamie Church Date: _____



CHAIN-OF-CUSTODY / Analytical Request Document

The Chain-of-Custody is a LEGAL DOCUMENT. All relevant fields must be completed accurately.

Section A Required Client Information: Company: Golder Associates Address: 820 South Main Street, Suite 100 St Charles, MO 63301 Email To: maddock@golder.com Phone: 636-724-9191 Fax: 636-724-9323 Requested Due Date/TAT: Standard	Section B Required Project Information: Report To: Mark Haddock (mhaddock@golder.com) Copy To: Jeffrey Ingram Purchase Order No.: Project Name: Ameren Labadie Energy Center - Fly Ash Project Number: 153-1406.0001B	Section C Invoice Information: Attention: Company Name: Address: Pace Quote Reference: Pace Project Manager: Jamie Church Pace Profile #: 9285 MO	REGULATORY AGENCY <input type="checkbox"/> NPDES <input checked="" type="checkbox"/> GROUND WATER <input type="checkbox"/> DRINKING WATER <input type="checkbox"/> UST <input type="checkbox"/> RCRA <input type="checkbox"/> OTHER _____
--	--	--	--

ITEM #	Valid Matrix Codes MATRIX CODE DRINKING WATER DW WASTE WATER WW PRODUCT P SOIL/SOLID SL OIL OL WP AR OT TS	Matrix Code (see valid codes to left)	COLLECTED		SAMPLE TYPE (G=GRAB C=COMP)	# OF CONTAINERS	Requested Analysis Filtered (Y/N)							Residual Chlorine (Y/N)	Pace Project No./ Lab I.D.	
			COMPOSITE START	COMPOSITE END/GRAB			Y	N	Chloride/Fluoride/Sulfate	TDS	pH	Metals*	Unpreserved			Preservatives
1	L-LMW-TS	WT G			G	12										
2	L-LMW-2S	WT G	9/12/16	1055	G	3								6 RPM 38320 241		
3	L-LMW-3S	WT G			G											
4	L-LMW-4S	WT G			G											
5	L-LMW-5S	WT G			G											
6	L-LMW-6S	WT G			G											
7	L-LMW-7S	WT G			G											
8	L-LMW-8S	WT G			G											
9	L-BMW-4S	WT G			G											
10	L-BMW-2S	WT G	9/11/16	0935	G	4										
11	L-LMW-DUP-1	WT G			G											
12	L-LMW-FB-1	WT G			G											

ADDITIONAL COMMENTS	RELINQUISHED BY / AFFILIATION	DATE	TIME	ACCEPTED BY / AFFILIATION	DATE	TIME	SAMPLE CONDITIONS
EPA 200.7: Ba, Be, B, Ca, Co, Pb, Li, Mo + EPA 7470A Hg EPA 200.8: Sb, As, Cd, Cr, Se, Tl	Jeff Ingram Golder	9/11/16	1615	Jeff Ingram	9/16/16	0830	Y Y Y Y N Y Y Y N Y Y Y

SAMPLER NAME AND SIGNATURE	
PRINT Name of SAMPLER: Jeff Ingram	DATE Signed (MM/DD/YY): 9/16/16
SIGNATURE of SAMPLER: <i>[Signature]</i>	

*Important Note: By signing this form you are accepting Pace's NET 30 day payment terms and agreeing to late charges of 1.5% per month for any invoices not paid within 30 days.



Sample Condition Upon Receipt

multi COC

WO#: 60227402
Barcode
60227402
2nd COC

Client Name: Golder

Courier: FedEx UPS VIA Clay PEX ECI Pace Xroads Client Other

Tracking #: Pace Shipping Label Used? Yes No

Custody Seal on Cooler/Box Present: Yes No Seals intact: Yes No

Packing Material: Bubble Wrap Bubble Bags Foam None Other

Thermometer Used: T-268 / T-239 Type of Ice: Wet Blue None

Cooler Temperature (°C): As-read -1.00 / 0.00 Corr. Factor CF +1.1 CF -0.1 Corrected 0.116, 1.7
Date and initials of person examining contents: [initials]

Table with 3 columns: Question, Yes/No/N/A checkboxes, and handwritten notes. Rows include Chain of Custody, Samples arrived, Short Hold Time, Rush Turn Around Time, Sufficient volume, Correct containers used, Pace containers used, Containers intact, Unpreserved soils, Filtered volume, Sample labels match COC, Samples contain multiple phases, Containers requiring pH preservation, Cyanide water sample checks, Trip Blank present, Headspace in VOA vials, Samples from USDA Regulated Area, Additional labels attached.

Client Notification/ Resolution: Copy COC to Client? Y / N Field Data Required? Y / N

Person Contacted: Date/Time:

Comments/ Resolution:

Project Manager Review: [Signature] Date: 9/14/16



CHAIN-OF-CUSTODY / Analytical Request Document

The Chain-of-Custody is a LEGAL DOCUMENT. All relevant fields must be completed accurately.

Page: **1** of **1**

Section A
Required Client Information:

Company: **Golder Associates**

Address: **820 South Main Street, Suite 100**
St Charles, MO 63301

Email To: **mhaddock@golder.com**

Phone: **636-724-9191** Fax: **636-724-9323**

Requested Due Date/TAT: **Standard**

Section B
Required Project Information:

Report To: **Mark Haddock (mhaddock@golder.com)**

Copy To: **Jeffrey Ingram**

Purchase Order No.:

Project Name: **Ameren Labadie Energy Center - Fly Ash**

Project Number: **153-1406.0001B**

Section C
Invoice Information:

Company Name: **Golder Associates**

Address:

Site Location: **MO**

STATE: **MO**

Attention:

Company Name: **Jamie Church**

Pace Quote Reference: **Jamie Church**

Pace Project Manager: **Jamie Church**

Pace Profile #: **9285**

REGULATORY AGENCY

NPDES GROUND WATER DRINKING WATER

UST RCRA OTHER

ITEM #	Valid Matrix Codes MATRIX CODE DRINKING WATER DW WASTE WATER WW PRODUCT P SOILSOLID SL OIL OL WP AR OT TS	COLLECTED COMPOSITE START COMPOSITE END/GRAB	DATE TIME DATE TIME	SAMPLE TYPE (G=GRAB C=COMP) MATRIX CODE (see valid codes to left)	# OF CONTAINERS	Requested Analysis Filtered (Y/N)											Pace Project No./ Lab I.D.		
						Y	N	N	N	N	N	N	N	N	N	N		N	N
1	L-LMW-1S		9/12/16 1455	G	4	Unpreserved	H ₂ SO ₄	HNO ₃	HCl	NaOH	Na ₂ O ₃	Methanol	Other	Metals*	Chloride/Fluoride/Sulfate	TDS	pH	Radium 226 & 228	(185N) (185N) 2 (185N) 5
2	L-LMW-2S		9/13/16 1313	G	4	Unpreserved	H ₂ SO ₄	HNO ₃	HCl	NaOH	Na ₂ O ₃	Methanol	Other	Metals*	Chloride/Fluoride/Sulfate	TDS	pH	Radium 226 & 228	(185N) (185N) 2 (185N) 5
3	L-LMW-3S		9/12/16 1320	G	4	Unpreserved	H ₂ SO ₄	HNO ₃	HCl	NaOH	Na ₂ O ₃	Methanol	Other	Metals*	Chloride/Fluoride/Sulfate	TDS	pH	Radium 226 & 228	(185N) (185N) 2 (185N) 5
4	L-LMW-4S		9/12/16 1110	G	4	Unpreserved	H ₂ SO ₄	HNO ₃	HCl	NaOH	Na ₂ O ₃	Methanol	Other	Metals*	Chloride/Fluoride/Sulfate	TDS	pH	Radium 226 & 228	(185N) (185N) 2 (185N) 5
5	L-LMW-5S		9/13/16 1506	G	4	Unpreserved	H ₂ SO ₄	HNO ₃	HCl	NaOH	Na ₂ O ₃	Methanol	Other	Metals*	Chloride/Fluoride/Sulfate	TDS	pH	Radium 226 & 228	(185N) (185N) 2 (185N) 5
6	L-LMW-6S		9/12/16 1425	G	4	Unpreserved	H ₂ SO ₄	HNO ₃	HCl	NaOH	Na ₂ O ₃	Methanol	Other	Metals*	Chloride/Fluoride/Sulfate	TDS	pH	Radium 226 & 228	(185N) (185N) 2 (185N) 5
7	L-LMW-7S		9/12/16 1425	G	4	Unpreserved	H ₂ SO ₄	HNO ₃	HCl	NaOH	Na ₂ O ₃	Methanol	Other	Metals*	Chloride/Fluoride/Sulfate	TDS	pH	Radium 226 & 228	(185N) (185N) 2 (185N) 5
8	L-LMW-8S		9/13/16 1800	G	4	Unpreserved	H ₂ SO ₄	HNO ₃	HCl	NaOH	Na ₂ O ₃	Methanol	Other	Metals*	Chloride/Fluoride/Sulfate	TDS	pH	Radium 226 & 228	(185N) (185N) 2 (185N) 5
9	L-BMW-1S		9/13/16 1830	G	4	Unpreserved	H ₂ SO ₄	HNO ₃	HCl	NaOH	Na ₂ O ₃	Methanol	Other	Metals*	Chloride/Fluoride/Sulfate	TDS	pH	Radium 226 & 228	(185N) (185N) 2 (185N) 5
10	L-BMW-2S		9/13/16 1830	G	4	Unpreserved	H ₂ SO ₄	HNO ₃	HCl	NaOH	Na ₂ O ₃	Methanol	Other	Metals*	Chloride/Fluoride/Sulfate	TDS	pH	Radium 226 & 228	(185N) (185N) 2 (185N) 5
11	L-LMW-DUP-1		9/13/16 1830	G	4	Unpreserved	H ₂ SO ₄	HNO ₃	HCl	NaOH	Na ₂ O ₃	Methanol	Other	Metals*	Chloride/Fluoride/Sulfate	TDS	pH	Radium 226 & 228	(185N) (185N) 2 (185N) 5
12	L-LMW-FB-1		9/13/16 1830	G	4	Unpreserved	H ₂ SO ₄	HNO ₃	HCl	NaOH	Na ₂ O ₃	Methanol	Other	Metals*	Chloride/Fluoride/Sulfate	TDS	pH	Radium 226 & 228	(185N) (185N) 2 (185N) 5

*Important Note: By signing this form you are accepting Pace's NET 30 day payment terms and agreeing to late charges of 1.5% per month for any invoices not paid within 30 days.

F-ALL-Q-020rev.08, 12-Oct-2007

January 29, 2018

Mark Haddock
Golder Associates
820 S. Main St
Suite 100
Saint Charles, MO 63301

RE: Project: AMEREN LABADIE ENERGY CTR-UWL
Pace Project No.: 60232361

Dear Mark Haddock:

Enclosed are the analytical results for sample(s) received by the laboratory between November 12, 2016 and November 16, 2016. The results relate only to the samples included in this report. Results reported herein conform to the most current, applicable TNI/NELAC standards and the laboratory's Quality Assurance Manual, where applicable, unless otherwise noted in the body of the report.

REV-1, 1/3/18: Revision

REV-2, 1/30/18: Radium results pulled in for L-BMW-2S

If you have any questions concerning this report, please feel free to contact me.

Sincerely,



Jamie Church
jamie.church@pacelabs.com
314-838-7223
Project Manager

Enclosures

cc: Ryan Feldmann, Golder
Jeffrey Ingram, Golder Associates
John Suozzi, Golder Associates



REPORT OF LABORATORY ANALYSIS

This report shall not be reproduced, except in full,
without the written consent of Pace Analytical Services, LLC.

CERTIFICATIONS

Project: AMEREN LABADIE ENERGY CTR-UWL

Pace Project No.: 60232361

Pennsylvania Certification IDs

1638 Roseytown Rd Suites 2,3&4, Greensburg, PA 15601

L-A-B DOD-ELAP Accreditation #: L2417

Alabama Certification #: 41590

Arizona Certification #: AZ0734

Arkansas Certification

California Certification #: 04222CA

Colorado Certification

Connecticut Certification #: PH-0694

Delaware Certification

Florida/TNI Certification #: E87683

Georgia Certification #: C040

Guam Certification

Hawaii Certification

Idaho Certification

Illinois Certification

Indiana Certification

Iowa Certification #: 391

Kansas/TNI Certification #: E-10358

Kentucky Certification #: 90133

Louisiana DHH/TNI Certification #: LA140008

Louisiana DEQ/TNI Certification #: 4086

Maine Certification #: PA00091

Maryland Certification #: 308

Massachusetts Certification #: M-PA1457

Michigan/PADEP Certification

Missouri Certification #: 235

Montana Certification #: Cert 0082

Nebraska Certification #: NE-05-29-14

Nevada Certification #: PA014572015-1

New Hampshire/TNI Certification #: 2976

New Jersey/TNI Certification #: PA 051

New Mexico Certification #: PA01457

New York/TNI Certification #: 10888

North Carolina Certification #: 42706

North Dakota Certification #: R-190

Oregon/TNI Certification #: PA200002

Pennsylvania/TNI Certification #: 65-00282

Puerto Rico Certification #: PA01457

Rhode Island Certification #: 65-00282

South Dakota Certification

Tennessee Certification #: TN2867

Texas/TNI Certification #: T104704188-14-8

Utah/TNI Certification #: PA014572015-5

USDA Soil Permit #: P330-14-00213

Vermont Dept. of Health: ID# VT-0282

Virgin Island/PADEP Certification

Virginia/VELAP Certification #: 460198

Washington Certification #: C868

West Virginia DEP Certification #: 143

West Virginia DHHR Certification #: 9964C

Wisconsin Certification

Wyoming Certification #: 8TMS-L

Kansas Certification IDs

9608 Loiret Boulevard, Lenexa, KS 66219

WY STR Certification #: 2456.01

Arkansas Certification #: 17-016-0

Illinois Certification #: 200030

Iowa Certification #: 118

Kansas/NELAP Certification #: E-10116

Louisiana Certification #: 03055

Nevada Certification #: KS000212018-1

Oklahoma Certification #: 9205/9935

Texas Certification #: T104704407

Utah Certification #: KS00021

Kansas Field Laboratory Accreditation: # E-92587

Missouri Certification: 10070

REPORT OF LABORATORY ANALYSIS

This report shall not be reproduced, except in full,
without the written consent of Pace Analytical Services, LLC.

SAMPLE SUMMARY

Project: AMEREN LABADIE ENERGY CTR-UWL

Pace Project No.: 60232361

Lab ID	Sample ID	Matrix	Date Collected	Date Received
60232361001	L-TMW-1	Water	11/15/16 10:05	11/16/16 03:45
60232361002	L-TMW-2	Water	11/15/16 10:54	11/16/16 03:45
60232361003	L-TMW-3	Water	11/15/16 10:10	11/16/16 03:45
60232361004	L-MW-26	Water	11/15/16 08:53	11/16/16 03:45
60232361005	L-UWL-DUP-1	Water	11/15/16 08:00	11/16/16 03:45
60232361006	L-UWL-FB-1	Water	11/15/16 10:20	11/16/16 03:45
60232361007	L-TMW-3 MS	Water	11/15/16 10:10	11/16/16 03:45
60232361008	L-TMW-3 MSD	Water	11/15/16 10:10	11/16/16 03:45
60232172001	L-BMW-1S	Water	11/11/16 12:42	11/12/16 03:35
60232172002	L-BMW-2S	Water	11/11/16 08:45	11/12/16 03:35

REPORT OF LABORATORY ANALYSIS

This report shall not be reproduced, except in full,
without the written consent of Pace Analytical Services, LLC.

SAMPLE ANALYTE COUNT

Project: AMEREN LABADIE ENERGY CTR-UWL

Pace Project No.: 60232361

Lab ID	Sample ID	Method	Analysts	Analytes Reported	Laboratory
60232361001	L-TMW-1	EPA 200.7	SMW	8	PASI-K
		EPA 200.8	SMW	6	PASI-K
		EPA 7470	NDJ	1	PASI-K
		EPA 903.1	ACM	1	PASI-PA
		EPA 904.0	JLW	1	PASI-PA
		SM 2540C	JSS	1	PASI-K
		SM 4500-H+B	AGO	1	PASI-K
60232361002	L-TMW-2	EPA 300.0	OL	3	PASI-K
		EPA 200.7	SMW	8	PASI-K
		EPA 200.8	SMW	6	PASI-K
		EPA 7470	NDJ	1	PASI-K
		EPA 903.1	ACM	1	PASI-PA
		EPA 904.0	JLW	1	PASI-PA
		SM 2540C	JSS	1	PASI-K
60232361003	L-TMW-3	SM 4500-H+B	AGO	1	PASI-K
		EPA 300.0	OL	3	PASI-K
		EPA 200.7	SMW	8	PASI-K
		EPA 200.8	SMW	6	PASI-K
		EPA 7470	NDJ	1	PASI-K
		EPA 903.1	ACM	1	PASI-PA
		EPA 904.0	JLW	1	PASI-PA
60232361004	L-MW-26	SM 2540C	JSS	1	PASI-K
		SM 4500-H+B	AGO	1	PASI-K
		EPA 300.0	OL	3	PASI-K
		EPA 200.7	SMW	8	PASI-K
		EPA 200.8	SMW	6	PASI-K
		EPA 7470	NDJ	1	PASI-K
		EPA 903.1	ACM	1	PASI-PA
60232361005	L-UWL-DUP-1	EPA 904.0	JLW	1	PASI-PA
		SM 2540C	JSS	1	PASI-K
		EPA 904.0	JLW	1	PASI-PA
		EPA 903.1	ACM	1	PASI-PA
		EPA 7470	NDJ	1	PASI-K
		EPA 200.8	SMW	6	PASI-K
		EPA 200.7	SMW	8	PASI-K

REPORT OF LABORATORY ANALYSIS

This report shall not be reproduced, except in full,
without the written consent of Pace Analytical Services, LLC.

SAMPLE ANALYTE COUNT

Project: AMEREN LABADIE ENERGY CTR-UWL

Pace Project No.: 60232361

Lab ID	Sample ID	Method	Analysts	Analytes Reported	Laboratory
60232361006	L-UWL-FB-1	SM 2540C	JSS	1	PASI-K
		SM 4500-H+B	AGO	1	PASI-K
		EPA 300.0	OL	3	PASI-K
		EPA 200.7	SMW	8	PASI-K
		EPA 200.8	SMW	6	PASI-K
		EPA 7470	NDJ	1	PASI-K
		EPA 903.1	ACM	1	PASI-PA
		EPA 904.0	JLW	1	PASI-PA
		SM 2540C	JSS	1	PASI-K
60232361007	L-TMW-3 MS	SM 4500-H+B	AGO	1	PASI-K
		EPA 300.0	OL	3	PASI-K
		EPA 903.1	ACM	1	PASI-PA
		EPA 904.0	JLW	1	PASI-PA
60232361008	L-TMW-3 MSD	EPA 903.1	ACM	1	PASI-PA
		EPA 904.0	JLW	1	PASI-PA
60232172001	L-BMW-1S	EPA 200.7	NDJ	8	PASI-K
		EPA 200.8	JGP	6	PASI-K
		EPA 7470	ZBM	1	PASI-K
		EPA 903.1	ACM	1	PASI-PA
		EPA 904.0	JLW	1	PASI-PA
		SM 2540C	JSS	1	PASI-K
		SM 4500-H+B	JMC1	1	PASI-K
		EPA 300.0	OL	3	PASI-K
		EPA 200.7	NDJ	8	PASI-K
		EPA 200.8	JGP	6	PASI-K
60232172002	L-BMW-2S	EPA 7470	ZBM	1	PASI-K
		EPA 903.1	ACM	1	PASI-PA
		EPA 904.0	JLW	1	PASI-PA
		SM 2540C	JSS	1	PASI-K
		SM 4500-H+B	JMC1	1	PASI-K
		EPA 300.0	OL	3	PASI-K

REPORT OF LABORATORY ANALYSIS

This report shall not be reproduced, except in full,
without the written consent of Pace Analytical Services, LLC.

ANALYTICAL RESULTS

Project: AMEREN LABADIE ENERGY CTR-UWL

Pace Project No.: 60232361

Sample: L-TMW-1 **Lab ID: 60232361001** Collected: 11/15/16 10:05 Received: 11/16/16 03:45 Matrix: Water

Parameters	Results	Units	PQL	MDL	DF	Prepared	Analyzed	CAS No.	Qual
200.7 Metals, Total		Analytical Method: EPA 200.7 Preparation Method: EPA 200.7							
Barium	275	ug/L	5.0	0.58	1	11/16/16 18:45	11/21/16 16:06	7440-39-3	
Beryllium	<0.26	ug/L	1.0	0.26	1	11/16/16 18:45	11/21/16 16:06	7440-41-7	
Boron	93.8J	ug/L	100	50.0	1	11/16/16 18:45	11/22/16 16:19	7440-42-8	
Calcium	149000	ug/L	100	8.1	1	11/16/16 18:45	11/21/16 16:06	7440-70-2	
Cobalt	<0.72	ug/L	5.0	0.72	1	11/16/16 18:45	11/21/16 16:06	7440-48-4	
Lead	2.6J	ug/L	5.0	2.5	1	11/16/16 18:45	11/21/16 16:06	7439-92-1	
Lithium	33.3	ug/L	10.0	4.9	1	11/16/16 18:45	11/21/16 16:06	7439-93-2	
Molybdenum	0.92J	ug/L	20.0	0.52	1	11/16/16 18:45	11/21/16 16:06	7439-98-7	B
200.8 MET ICPMS		Analytical Method: EPA 200.8 Preparation Method: EPA 200.8							
Antimony	0.23J	ug/L	1.0	0.058	1	11/16/16 18:45	11/30/16 13:03	7440-36-0	B
Arsenic	1.6	ug/L	1.0	0.10	1	11/16/16 18:45	11/30/16 13:03	7440-38-2	
Cadmium	0.097J	ug/L	0.50	0.029	1	11/16/16 18:45	11/30/16 13:03	7440-43-9	B
Chromium	0.45J	ug/L	1.0	0.34	1	11/16/16 18:45	11/30/16 13:03	7440-47-3	
Selenium	7.7	ug/L	1.0	0.18	1	11/16/16 18:45	11/30/16 13:03	7782-49-2	
Thallium	<0.50	ug/L	1.0	0.50	1	11/16/16 18:45	11/30/16 13:03	7440-28-0	
7470 Mercury		Analytical Method: EPA 7470 Preparation Method: EPA 7470							
Mercury	<0.039	ug/L	0.20	0.039	1	11/28/16 09:45	11/28/16 14:23	7439-97-6	
2540C Total Dissolved Solids		Analytical Method: SM 2540C							
Total Dissolved Solids	578	mg/L	5.0	5.0	1		11/18/16 15:22		
4500H+ pH, Electrometric		Analytical Method: SM 4500-H+B							
pH at 25 Degrees C	7.4	Std. Units	0.10	0.10	1		11/29/16 09:30		H6
300.0 IC Anions 28 Days		Analytical Method: EPA 300.0							
Chloride	1.5	mg/L	1.0	0.50	1		12/09/16 22:14	16887-00-6	
Fluoride	0.19J	mg/L	0.20	0.027	1		12/09/16 22:14	16984-48-8	
Sulfate	38.4	mg/L	2.0	0.31	2		12/11/16 22:59	14808-79-8	

REPORT OF LABORATORY ANALYSIS

This report shall not be reproduced, except in full,
without the written consent of Pace Analytical Services, LLC.

ANALYTICAL RESULTS

Project: AMEREN LABADIE ENERGY CTR-UWL

Pace Project No.: 60232361

Sample: L-TMW-2 **Lab ID: 60232361002** Collected: 11/15/16 10:54 Received: 11/16/16 03:45 Matrix: Water

Parameters	Results	Units	PQL	MDL	DF	Prepared	Analyzed	CAS No.	Qual
200.7 Metals, Total		Analytical Method: EPA 200.7 Preparation Method: EPA 200.7							
Barium	193	ug/L	5.0	0.58	1	11/16/16 18:45	11/21/16 16:09	7440-39-3	
Beryllium	<0.26	ug/L	1.0	0.26	1	11/16/16 18:45	11/21/16 16:09	7440-41-7	
Boron	117	ug/L	100	50.0	1	11/16/16 18:45	11/22/16 16:22	7440-42-8	
Calcium	172000	ug/L	100	8.1	1	11/16/16 18:45	11/21/16 16:09	7440-70-2	
Cobalt	4.5J	ug/L	5.0	0.72	1	11/16/16 18:45	11/21/16 16:09	7440-48-4	
Lead	<2.5	ug/L	5.0	2.5	1	11/16/16 18:45	11/21/16 16:09	7439-92-1	
Lithium	52.6	ug/L	10.0	4.9	1	11/16/16 18:45	11/21/16 16:09	7439-93-2	
Molybdenum	1.8J	ug/L	20.0	0.52	1	11/16/16 18:45	11/21/16 16:09	7439-98-7	B
200.8 MET ICPMS		Analytical Method: EPA 200.8 Preparation Method: EPA 200.8							
Antimony	0.23J	ug/L	1.0	0.058	1	11/16/16 18:45	11/30/16 13:07	7440-36-0	B
Arsenic	0.96J	ug/L	1.0	0.10	1	11/16/16 18:45	11/30/16 13:07	7440-38-2	B
Cadmium	0.047J	ug/L	0.50	0.029	1	11/16/16 18:45	11/30/16 13:07	7440-43-9	B
Chromium	<0.34	ug/L	1.0	0.34	1	11/16/16 18:45	11/30/16 13:07	7440-47-3	
Selenium	<0.18	ug/L	1.0	0.18	1	11/16/16 18:45	11/30/16 13:07	7782-49-2	
Thallium	<0.50	ug/L	1.0	0.50	1	11/16/16 18:45	11/30/16 13:07	7440-28-0	
7470 Mercury		Analytical Method: EPA 7470 Preparation Method: EPA 7470							
Mercury	<0.039	ug/L	0.20	0.039	1	11/28/16 09:45	11/28/16 14:30	7439-97-6	
2540C Total Dissolved Solids		Analytical Method: SM 2540C							
Total Dissolved Solids	698	mg/L	5.0	5.0	1		11/18/16 15:23		
4500H+ pH, Electrometric		Analytical Method: SM 4500-H+B							
pH at 25 Degrees C	7.3	Std. Units	0.10	0.10	1		11/29/16 09:30		H6
300.0 IC Anions 28 Days		Analytical Method: EPA 300.0							
Chloride	5.9	mg/L	1.0	0.50	1		12/09/16 22:28	16887-00-6	
Fluoride	0.14J	mg/L	0.20	0.027	1		12/09/16 22:28	16984-48-8	
Sulfate	88.9	mg/L	5.0	0.77	5		12/11/16 23:13	14808-79-8	

REPORT OF LABORATORY ANALYSIS

This report shall not be reproduced, except in full,
without the written consent of Pace Analytical Services, LLC.

ANALYTICAL RESULTS

Project: AMEREN LABADIE ENERGY CTR-UWL

Pace Project No.: 60232361

Sample: L-TMW-3 **Lab ID: 60232361003** Collected: 11/15/16 10:10 Received: 11/16/16 03:45 Matrix: Water

Parameters	Results	Units	PQL	MDL	DF	Prepared	Analyzed	CAS No.	Qual
200.7 Metals, Total		Analytical Method: EPA 200.7 Preparation Method: EPA 200.7							
Barium	324	ug/L	5.0	0.58	1	11/16/16 18:45	11/21/16 16:13	7440-39-3	
Beryllium	<0.26	ug/L	1.0	0.26	1	11/16/16 18:45	11/21/16 16:13	7440-41-7	
Boron	115	ug/L	100	50.0	1	11/16/16 18:45	11/22/16 16:37	7440-42-8	
Calcium	191000	ug/L	100	8.1	1	11/16/16 18:45	11/21/16 16:13	7440-70-2	
Cobalt	3.1J	ug/L	5.0	0.72	1	11/16/16 18:45	11/21/16 16:13	7440-48-4	
Lead	<2.5	ug/L	5.0	2.5	1	11/16/16 18:45	11/21/16 16:13	7439-92-1	
Lithium	55.2	ug/L	10.0	4.9	1	11/16/16 18:45	11/21/16 16:13	7439-93-2	
Molybdenum	0.73J	ug/L	20.0	0.52	1	11/16/16 18:45	11/21/16 16:13	7439-98-7	B
200.8 MET ICPMS		Analytical Method: EPA 200.8 Preparation Method: EPA 200.8							
Antimony	0.22J	ug/L	1.0	0.058	1	11/16/16 18:45	11/30/16 13:12	7440-36-0	B
Arsenic	3.9	ug/L	1.0	0.10	1	11/16/16 18:45	11/30/16 13:12	7440-38-2	
Cadmium	0.12J	ug/L	0.50	0.029	1	11/16/16 18:45	11/30/16 13:12	7440-43-9	B
Chromium	<0.34	ug/L	1.0	0.34	1	11/16/16 18:45	11/30/16 13:12	7440-47-3	
Selenium	0.27J	ug/L	1.0	0.18	1	11/16/16 18:45	11/30/16 13:12	7782-49-2	
Thallium	<0.50	ug/L	1.0	0.50	1	11/16/16 18:45	11/30/16 13:12	7440-28-0	
7470 Mercury		Analytical Method: EPA 7470 Preparation Method: EPA 7470							
Mercury	<0.039	ug/L	0.20	0.039	1	11/28/16 09:45	11/28/16 14:32	7439-97-6	
2540C Total Dissolved Solids		Analytical Method: SM 2540C							
Total Dissolved Solids	717	mg/L	5.0	5.0	1		11/18/16 15:23		
4500H+ pH, Electrometric		Analytical Method: SM 4500-H+B							
pH at 25 Degrees C	7.0	Std. Units	0.10	0.10	1		11/29/16 09:30		H6
300.0 IC Anions 28 Days		Analytical Method: EPA 300.0							
Chloride	7.1	mg/L	1.0	0.50	1		12/09/16 22:42	16887-00-6	M1
Fluoride	0.14J	mg/L	0.20	0.027	1		12/09/16 22:42	16984-48-8	
Sulfate	89.9	mg/L	10.0	1.5	10		12/11/16 23:27	14808-79-8	M1

REPORT OF LABORATORY ANALYSIS

This report shall not be reproduced, except in full,
without the written consent of Pace Analytical Services, LLC.

ANALYTICAL RESULTS

Project: AMEREN LABADIE ENERGY CTR-UWL

Pace Project No.: 60232361

Sample: L-MW-26 **Lab ID: 60232361004** Collected: 11/15/16 08:53 Received: 11/16/16 03:45 Matrix: Water

Parameters	Results	Units	PQL	MDL	DF	Prepared	Analyzed	CAS No.	Qual
200.7 Metals, Total		Analytical Method: EPA 200.7 Preparation Method: EPA 200.7							
Barium	208	ug/L	5.0	0.58	1	11/16/16 18:45	11/21/16 16:24	7440-39-3	
Beryllium	<0.26	ug/L	1.0	0.26	1	11/16/16 18:45	11/21/16 16:24	7440-41-7	
Boron	65.2J	ug/L	100	50.0	1	11/16/16 18:45	11/22/16 16:26	7440-42-8	
Calcium	144000	ug/L	100	8.1	1	11/16/16 18:45	11/21/16 16:24	7440-70-2	
Cobalt	<0.72	ug/L	5.0	0.72	1	11/16/16 18:45	11/21/16 16:24	7440-48-4	
Lead	<2.5	ug/L	5.0	2.5	1	11/16/16 18:45	11/21/16 16:24	7439-92-1	
Lithium	25.8	ug/L	10.0	4.9	1	11/16/16 18:45	11/21/16 16:24	7439-93-2	
Molybdenum	1.2J	ug/L	20.0	0.52	1	11/16/16 18:45	11/21/16 16:24	7439-98-7	B
200.8 MET ICPMS		Analytical Method: EPA 200.8 Preparation Method: EPA 200.8							
Antimony	0.35J	ug/L	1.0	0.058	1	11/16/16 18:45	11/30/16 13:25	7440-36-0	B
Arsenic	0.73J	ug/L	1.0	0.10	1	11/16/16 18:45	11/30/16 13:25	7440-38-2	B
Cadmium	0.19J	ug/L	0.50	0.029	1	11/16/16 18:45	11/30/16 13:25	7440-43-9	B
Chromium	<0.34	ug/L	1.0	0.34	1	11/16/16 18:45	11/30/16 13:25	7440-47-3	
Selenium	14.8	ug/L	1.0	0.18	1	11/16/16 18:45	11/30/16 13:25	7782-49-2	
Thallium	<0.50	ug/L	1.0	0.50	1	11/16/16 18:45	11/30/16 13:25	7440-28-0	
7470 Mercury		Analytical Method: EPA 7470 Preparation Method: EPA 7470							
Mercury	<0.039	ug/L	0.20	0.039	1	11/28/16 09:45	11/28/16 14:39	7439-97-6	
2540C Total Dissolved Solids		Analytical Method: SM 2540C							
Total Dissolved Solids	505	mg/L	5.0	5.0	1		11/18/16 15:26		
4500H+ pH, Electrometric		Analytical Method: SM 4500-H+B							
pH at 25 Degrees C	7.3	Std. Units	0.10	0.10	1		11/22/16 14:30		H6
300.0 IC Anions 28 Days		Analytical Method: EPA 300.0							
Chloride	4.1	mg/L	1.0	0.50	1		12/09/16 23:10	16887-00-6	
Fluoride	0.17J	mg/L	0.20	0.027	1		12/09/16 23:10	16984-48-8	
Sulfate	24.7	mg/L	2.0	0.31	2		12/11/16 23:55	14808-79-8	

REPORT OF LABORATORY ANALYSIS

This report shall not be reproduced, except in full,
without the written consent of Pace Analytical Services, LLC.

ANALYTICAL RESULTS

Project: AMEREN LABADIE ENERGY CTR-UWL

Pace Project No.: 60232361

Sample: L-UWL-DUP-1 **Lab ID:** 60232361005 Collected: 11/15/16 08:00 Received: 11/16/16 03:45 Matrix: Water

Parameters	Results	Units	PQL	MDL	DF	Prepared	Analyzed	CAS No.	Qual
200.7 Metals, Total		Analytical Method: EPA 200.7 Preparation Method: EPA 200.7							
Barium	207	ug/L	5.0	0.58	1	11/16/16 18:45	11/21/16 16:28	7440-39-3	
Beryllium	<0.26	ug/L	1.0	0.26	1	11/16/16 18:45	11/21/16 16:28	7440-41-7	
Boron	63.4J	ug/L	100	50.0	1	11/16/16 18:45	11/22/16 16:30	7440-42-8	
Calcium	144000	ug/L	100	8.1	1	11/16/16 18:45	11/21/16 16:28	7440-70-2	
Cobalt	<0.72	ug/L	5.0	0.72	1	11/16/16 18:45	11/21/16 16:28	7440-48-4	
Lead	<2.5	ug/L	5.0	2.5	1	11/16/16 18:45	11/21/16 16:28	7439-92-1	
Lithium	26.7	ug/L	10.0	4.9	1	11/16/16 18:45	11/21/16 16:28	7439-93-2	
Molybdenum	0.91J	ug/L	20.0	0.52	1	11/16/16 18:45	11/21/16 16:28	7439-98-7	B
200.8 MET ICPMS		Analytical Method: EPA 200.8 Preparation Method: EPA 200.8							
Antimony	0.33J	ug/L	1.0	0.058	1	11/16/16 18:45	11/30/16 13:29	7440-36-0	B
Arsenic	0.73J	ug/L	1.0	0.10	1	11/16/16 18:45	11/30/16 13:29	7440-38-2	B
Cadmium	0.10J	ug/L	0.50	0.029	1	11/16/16 18:45	11/30/16 13:29	7440-43-9	B
Chromium	<0.34	ug/L	1.0	0.34	1	11/16/16 18:45	11/30/16 13:29	7440-47-3	
Selenium	15.0	ug/L	1.0	0.18	1	11/16/16 18:45	11/30/16 13:29	7782-49-2	
Thallium	<0.50	ug/L	1.0	0.50	1	11/16/16 18:45	11/30/16 13:29	7440-28-0	
7470 Mercury		Analytical Method: EPA 7470 Preparation Method: EPA 7470							
Mercury	<0.039	ug/L	0.20	0.039	1	11/28/16 09:45	11/28/16 14:41	7439-97-6	
2540C Total Dissolved Solids		Analytical Method: SM 2540C							
Total Dissolved Solids	501	mg/L	5.0	5.0	1		11/18/16 15:27		
4500H+ pH, Electrometric		Analytical Method: SM 4500-H+B							
pH at 25 Degrees C	7.3	Std. Units	0.10	0.10	1		11/22/16 14:30		H6
300.0 IC Anions 28 Days		Analytical Method: EPA 300.0							
Chloride	4.2	mg/L	1.0	0.50	1		12/09/16 23:24	16887-00-6	
Fluoride	0.18J	mg/L	0.20	0.027	1		12/09/16 23:24	16984-48-8	
Sulfate	26.0	mg/L	2.0	0.31	2		12/12/16 00:09	14808-79-8	

REPORT OF LABORATORY ANALYSIS

This report shall not be reproduced, except in full,
without the written consent of Pace Analytical Services, LLC.

ANALYTICAL RESULTS

Project: AMEREN LABADIE ENERGY CTR-UWL

Pace Project No.: 60232361

Sample: L-UWL-FB-1 **Lab ID: 60232361006** Collected: 11/15/16 10:20 Received: 11/16/16 03:45 Matrix: Water

Parameters	Results	Units	PQL	MDL	DF	Prepared	Analyzed	CAS No.	Qual
200.7 Metals, Total		Analytical Method: EPA 200.7 Preparation Method: EPA 200.7							
Barium	<0.58	ug/L	5.0	0.58	1	11/16/16 18:45	11/21/16 16:31	7440-39-3	
Beryllium	<0.26	ug/L	1.0	0.26	1	11/16/16 18:45	11/21/16 16:31	7440-41-7	
Boron	<50.0	ug/L	100	50.0	1	11/16/16 18:45	11/22/16 16:33	7440-42-8	
Calcium	32.3J	ug/L	100	8.1	1	11/16/16 18:45	11/21/16 16:31	7440-70-2	B
Cobalt	<0.72	ug/L	5.0	0.72	1	11/16/16 18:45	11/21/16 16:31	7440-48-4	
Lead	<2.5	ug/L	5.0	2.5	1	11/16/16 18:45	11/21/16 16:31	7439-92-1	
Lithium	<4.9	ug/L	10.0	4.9	1	11/16/16 18:45	11/21/16 16:31	7439-93-2	
Molybdenum	<0.52	ug/L	20.0	0.52	1	11/16/16 18:45	11/21/16 16:31	7439-98-7	
200.8 MET ICPMS		Analytical Method: EPA 200.8 Preparation Method: EPA 200.8							
Antimony	0.18J	ug/L	1.0	0.058	1	11/16/16 18:45	11/30/16 13:33	7440-36-0	B
Arsenic	0.12J	ug/L	1.0	0.10	1	11/16/16 18:45	11/30/16 13:33	7440-38-2	B
Cadmium	0.047J	ug/L	0.50	0.029	1	11/16/16 18:45	11/30/16 13:33	7440-43-9	B
Chromium	<0.34	ug/L	1.0	0.34	1	11/16/16 18:45	11/30/16 13:33	7440-47-3	
Selenium	<0.18	ug/L	1.0	0.18	1	11/16/16 18:45	11/30/16 13:33	7782-49-2	
Thallium	<0.50	ug/L	1.0	0.50	1	11/16/16 18:45	11/30/16 13:33	7440-28-0	
7470 Mercury		Analytical Method: EPA 7470 Preparation Method: EPA 7470							
Mercury	<0.039	ug/L	0.20	0.039	1	11/28/16 09:45	11/28/16 14:43	7439-97-6	
2540C Total Dissolved Solids		Analytical Method: SM 2540C							
Total Dissolved Solids	<5.0	mg/L	5.0	5.0	1		11/18/16 15:27		
4500H+ pH, Electrometric		Analytical Method: SM 4500-H+B							
pH at 25 Degrees C	6.1	Std. Units	0.10	0.10	1		11/29/16 09:30		H6
300.0 IC Anions 28 Days		Analytical Method: EPA 300.0							
Chloride	<0.50	mg/L	1.0	0.50	1		12/09/16 23:38	16887-00-6	
Fluoride	<0.027	mg/L	0.20	0.027	1		12/09/16 23:38	16984-48-8	
Sulfate	<0.15	mg/L	1.0	0.15	1		12/09/16 23:38	14808-79-8	

REPORT OF LABORATORY ANALYSIS

This report shall not be reproduced, except in full,
without the written consent of Pace Analytical Services, LLC.

ANALYTICAL RESULTS

Project: AMEREN LABADIE ENERGY CTR-UWL

Pace Project No.: 60232361

Sample: L-BMW-1S **Lab ID: 60232172001** Collected: 11/11/16 12:42 Received: 11/12/16 03:35 Matrix: Water

Parameters	Results	Units	PQL	MDL	DF	Prepared	Analyzed	CAS No.	Qual
200.7 Metals, Total		Analytical Method: EPA 200.7 Preparation Method: EPA 200.7							
Barium	338	ug/L	5.0	0.58	1	11/15/16 08:30	11/15/16 17:10	7440-39-3	
Beryllium	<0.26	ug/L	1.0	0.26	1	11/15/16 08:30	11/15/16 17:10	7440-41-7	
Boron	88.1J	ug/L	100	50.0	1	11/15/16 08:30	11/15/16 17:10	7440-42-8	
Calcium	200000	ug/L	100	8.1	1	11/15/16 08:30	11/15/16 17:10	7440-70-2	
Cobalt	1.8J	ug/L	5.0	0.72	1	11/15/16 08:30	11/15/16 17:10	7440-48-4	
Lead	<2.5	ug/L	5.0	2.5	1	11/15/16 08:30	11/15/16 17:10	7439-92-1	
Lithium	20.0	ug/L	10.0	4.9	1	11/15/16 08:30	11/15/16 17:10	7439-93-2	
Molybdenum	<0.52	ug/L	20.0	0.52	1	11/15/16 08:30	11/15/16 17:10	7439-98-7	
200.8 MET ICPMS		Analytical Method: EPA 200.8 Preparation Method: EPA 200.8							
Antimony	<0.058	ug/L	1.0	0.058	1	11/15/16 08:30	11/28/16 13:11	7440-36-0	
Arsenic	22.9	ug/L	1.0	0.10	1	11/15/16 08:30	11/28/16 13:11	7440-38-2	
Cadmium	<0.029	ug/L	0.50	0.029	1	11/15/16 08:30	11/28/16 13:11	7440-43-9	
Chromium	0.48J	ug/L	1.0	0.34	1	11/15/16 08:30	11/28/16 13:11	7440-47-3	
Selenium	<0.18	ug/L	1.0	0.18	1	11/15/16 08:30	11/28/16 13:11	7782-49-2	
Thallium	<0.50	ug/L	1.0	0.50	1	11/15/16 08:30	11/28/16 13:11	7440-28-0	
7470 Mercury		Analytical Method: EPA 7470 Preparation Method: EPA 7470							
Mercury	<0.039	ug/L	0.20	0.039	1	11/23/16 08:35	11/23/16 12:17	7439-97-6	
2540C Total Dissolved Solids		Analytical Method: SM 2540C							
Total Dissolved Solids	692	mg/L	5.0	5.0	1		11/17/16 16:04		
4500H+ pH, Electrometric		Analytical Method: SM 4500-H+B							
pH at 25 Degrees C	6.9	Std. Units	0.10	0.10	1		11/19/16 08:41		H6
300.0 IC Anions 28 Days		Analytical Method: EPA 300.0							
Chloride	5.3	mg/L	1.0	0.50	1		12/04/16 02:16	16887-00-6	
Fluoride	0.11J	mg/L	0.20	0.027	1		12/04/16 02:16	16984-48-8	
Sulfate	43.1	mg/L	5.0	0.77	5		12/05/16 01:25	14808-79-8	

REPORT OF LABORATORY ANALYSIS

This report shall not be reproduced, except in full,
without the written consent of Pace Analytical Services, LLC.

ANALYTICAL RESULTS

Project: AMEREN LABADIE ENERGY CTR-UWL

Pace Project No.: 60232361

Sample: L-BMW-2S **Lab ID: 60232172002** Collected: 11/11/16 08:45 Received: 11/12/16 03:35 Matrix: Water

Parameters	Results	Units	PQL	MDL	DF	Prepared	Analyzed	CAS No.	Qual
200.7 Metals, Total		Analytical Method: EPA 200.7 Preparation Method: EPA 200.7							
Barium	218	ug/L	5.0	0.58	1	11/15/16 08:30	11/15/16 17:12	7440-39-3	
Beryllium	<0.26	ug/L	1.0	0.26	1	11/15/16 08:30	11/15/16 17:12	7440-41-7	
Boron	<50.0	ug/L	100	50.0	1	11/15/16 08:30	11/15/16 17:12	7440-42-8	
Calcium	119000	ug/L	100	8.1	1	11/15/16 08:30	11/15/16 17:12	7440-70-2	
Cobalt	<0.72	ug/L	5.0	0.72	1	11/15/16 08:30	11/15/16 17:12	7440-48-4	
Lead	<2.5	ug/L	5.0	2.5	1	11/15/16 08:30	11/15/16 17:12	7439-92-1	
Lithium	19.2	ug/L	10.0	4.9	1	11/15/16 08:30	11/15/16 17:12	7439-93-2	
Molybdenum	2.1J	ug/L	20.0	0.52	1	11/15/16 08:30	11/15/16 17:12	7439-98-7	B
200.8 MET ICPMS		Analytical Method: EPA 200.8 Preparation Method: EPA 200.8							
Antimony	0.22J	ug/L	1.0	0.058	1	11/15/16 08:30	11/28/16 13:15	7440-36-0	
Arsenic	0.41J	ug/L	1.0	0.10	1	11/15/16 08:30	11/28/16 13:15	7440-38-2	
Cadmium	0.036J	ug/L	0.50	0.029	1	11/15/16 08:30	11/28/16 13:15	7440-43-9	
Chromium	0.64J	ug/L	1.0	0.34	1	11/15/16 08:30	11/28/16 13:15	7440-47-3	
Selenium	1.3	ug/L	1.0	0.18	1	11/15/16 08:30	11/28/16 13:15	7782-49-2	
Thallium	<0.50	ug/L	1.0	0.50	1	11/15/16 08:30	11/28/16 13:15	7440-28-0	
7470 Mercury		Analytical Method: EPA 7470 Preparation Method: EPA 7470							
Mercury	<0.039	ug/L	0.20	0.039	1	11/23/16 08:35	11/23/16 12:23	7439-97-6	
2540C Total Dissolved Solids		Analytical Method: SM 2540C							
Total Dissolved Solids	405	mg/L	5.0	5.0	1		11/17/16 16:05		
4500H+ pH, Electrometric		Analytical Method: SM 4500-H+B							
pH at 25 Degrees C	7.2	Std. Units	0.10	0.10	1		11/19/16 08:43		H6
300.0 IC Anions 28 Days		Analytical Method: EPA 300.0							
Chloride	2.0	mg/L	1.0	0.50	1		12/04/16 02:30	16887-00-6	
Fluoride	0.16J	mg/L	0.20	0.027	1		12/04/16 02:30	16984-48-8	
Sulfate	12.3	mg/L	1.0	0.15	1		12/04/16 02:30	14808-79-8	

REPORT OF LABORATORY ANALYSIS

This report shall not be reproduced, except in full,
without the written consent of Pace Analytical Services, LLC.

QUALITY CONTROL DATA

Project: AMEREN LABADIE ENERGY CTR-UWL

Pace Project No.: 60232361

QC Batch: 456114 Analysis Method: EPA 7470
 QC Batch Method: EPA 7470 Analysis Description: 7470 Mercury
 Associated Lab Samples: 60232172001, 60232172002

METHOD BLANK: 1867553 Matrix: Water

Associated Lab Samples: 60232172001, 60232172002

Parameter	Units	Blank Result	Reporting Limit	MDL	Analyzed	Qualifiers
Mercury	ug/L	<0.039	0.20	0.039	11/23/16 11:30	

LABORATORY CONTROL SAMPLE: 1867554

Parameter	Units	Spike Conc.	LCS Result	LCS % Rec	% Rec Limits	Qualifiers
Mercury	ug/L	5	5.0	99	80-120	

MATRIX SPIKE & MATRIX SPIKE DUPLICATE: 1867555 1867556

Parameter	Units	60232056010		1867555		1867556		% Rec Limits	RPD	Max RPD	Qual	
		MS Result	MSD Spike Conc.	MS Spike Conc.	MSD Spike Conc.	MS Result	MSD Result					MS % Rec
Mercury	ug/L	<0.039	5	5	5	5.3	5.0	105	100	75-125	5	20

Results presented on this page are in the units indicated by the "Units" column except where an alternate unit is presented to the right of the result.

REPORT OF LABORATORY ANALYSIS

This report shall not be reproduced, except in full,
without the written consent of Pace Analytical Services, LLC.

QUALITY CONTROL DATA

Project: AMEREN LABADIE ENERGY CTR-UWL

Pace Project No.: 60232361

QC Batch: 456523 Analysis Method: EPA 7470
 QC Batch Method: EPA 7470 Analysis Description: 7470 Mercury
 Associated Lab Samples: 60232361001, 60232361002, 60232361003, 60232361004, 60232361005, 60232361006

METHOD BLANK: 1869427 Matrix: Water
 Associated Lab Samples: 60232361001, 60232361002, 60232361003, 60232361004, 60232361005, 60232361006

Parameter	Units	Blank Result	Reporting Limit	MDL	Analyzed	Qualifiers
Mercury	ug/L	<0.039	0.20	0.039	11/28/16 14:15	

LABORATORY CONTROL SAMPLE: 1869428

Parameter	Units	Spike Conc.	LCS Result	LCS % Rec	% Rec Limits	Qualifiers
Mercury	ug/L	5	5.3	107	80-120	

MATRIX SPIKE & MATRIX SPIKE DUPLICATE: 1869429 1869430

Parameter	Units	60232361003		60232361004		60232361005		% Rec Limits	RPD	Max RPD	Qual
		MS Result	MSD Spike Conc.	MS Result	MSD Spike Conc.	MS Result	MSD Spike Conc.				
Mercury	ug/L	<0.039	5	5	5.5	5.7	110	114	75-125	4	20

Results presented on this page are in the units indicated by the "Units" column except where an alternate unit is presented to the right of the result.

REPORT OF LABORATORY ANALYSIS

This report shall not be reproduced, except in full,
 without the written consent of Pace Analytical Services, LLC.

QUALITY CONTROL DATA

Project: AMEREN LABADIE ENERGY CTR-UWL

Pace Project No.: 60232361

QC Batch: 454893 Analysis Method: EPA 200.7
 QC Batch Method: EPA 200.7 Analysis Description: 200.7 Metals, Total
 Associated Lab Samples: 60232172001, 60232172002

METHOD BLANK: 1862815 Matrix: Water

Associated Lab Samples: 60232172001, 60232172002

Parameter	Units	Blank Result	Reporting Limit	MDL	Analyzed	Qualifiers
Barium	ug/L	0.87J	5.0	0.58	11/15/16 17:03	
Beryllium	ug/L	0.56J	1.0	0.26	11/15/16 17:03	
Boron	ug/L	<50.0	100	50.0	11/15/16 17:03	
Calcium	ug/L	12.6J	100	8.1	11/15/16 17:03	
Cobalt	ug/L	<0.72	5.0	0.72	11/15/16 17:03	
Lead	ug/L	<2.5	5.0	2.5	11/15/16 17:03	
Lithium	ug/L	<4.9	10.0	4.9	11/15/16 17:03	
Molybdenum	ug/L	1.0J	20.0	0.52	11/15/16 17:03	

LABORATORY CONTROL SAMPLE: 1862816

Parameter	Units	Spike Conc.	LCS Result	LCS % Rec	% Rec Limits	Qualifiers
Barium	ug/L	1000	989	99	85-115	
Beryllium	ug/L	1000	989	99	85-115	
Boron	ug/L	1000	954	95	85-115	
Calcium	ug/L	10000	9980	100	85-115	
Cobalt	ug/L	1000	1010	101	85-115	
Lead	ug/L	1000	1020	102	85-115	
Lithium	ug/L	1000	985	99	85-115	
Molybdenum	ug/L	1000	1040	104	85-115	

MATRIX SPIKE & MATRIX SPIKE DUPLICATE: 1862817 1862818

Parameter	Units	60232174003		1862817		1862818		% Rec	% Rec	% Rec Limits	RPD	Max RPD	Qual
		MS Result	MSD Spike Conc.	MS Spike Conc.	MSD Spike Conc.	MS Result	MSD Result						
Barium	ug/L	244	1000	1000	1000	1240	1240	100	100	70-130	0	20	
Beryllium	ug/L	<0.26	1000	1000	1000	984	981	98	98	70-130	0	20	
Boron	ug/L	8410	1000	1000	1000	9490	9440	108	102	70-130	1	20	
Calcium	ug/L	161000	10000	10000	10000	172000	171000	107	100	70-130	0	20	
Cobalt	ug/L	1.5J	1000	1000	1000	984	979	98	98	70-130	1	20	
Lead	ug/L	<2.5	1000	1000	1000	984	980	98	98	70-130	0	20	
Lithium	ug/L	5.6J	1000	1000	1000	1020	1020	102	102	70-130	0	20	
Molybdenum	ug/L	6.4J	1000	1000	1000	1060	1060	106	105	70-130	1	20	

Results presented on this page are in the units indicated by the "Units" column except where an alternate unit is presented to the right of the result.

REPORT OF LABORATORY ANALYSIS

This report shall not be reproduced, except in full,
without the written consent of Pace Analytical Services, LLC.

QUALITY CONTROL DATA

Project: AMEREN LABADIE ENERGY CTR-UWL

Pace Project No.: 60232361

MATRIX SPIKE SAMPLE:		1862819					
Parameter	Units	60232174004 Result	Spike Conc.	MS Result	MS % Rec	% Rec Limits	Qualifiers
Barium	ug/L	213	1000	1200	99	70-130	
Beryllium	ug/L	0.56J	1000	977	98	70-130	
Boron	ug/L	8580	1000	9230	65	70-130	M1
Calcium	ug/L	174000	10000	178000	34	70-130	M1
Cobalt	ug/L	<0.72	1000	977	98	70-130	
Lead	ug/L	<2.5	1000	978	98	70-130	
Lithium	ug/L	26.3	1000	1040	101	70-130	
Molybdenum	ug/L	54.4	1000	1100	105	70-130	

Results presented on this page are in the units indicated by the "Units" column except where an alternate unit is presented to the right of the result.

REPORT OF LABORATORY ANALYSIS

This report shall not be reproduced, except in full,
without the written consent of Pace Analytical Services, LLC.

QUALITY CONTROL DATA

Project: AMEREN LABADIE ENERGY CTR-UWL

Pace Project No.: 60232361

QC Batch: 455260 Analysis Method: EPA 200.7
 QC Batch Method: EPA 200.7 Analysis Description: 200.7 Metals, Total
 Associated Lab Samples: 60232361001, 60232361002, 60232361003, 60232361004, 60232361005, 60232361006

METHOD BLANK: 1864224 Matrix: Water
 Associated Lab Samples: 60232361001, 60232361002, 60232361003, 60232361004, 60232361005, 60232361006

Parameter	Units	Blank Result	Reporting Limit	MDL	Analyzed	Qualifiers
Barium	ug/L	0.74J	5.0	0.58	11/21/16 14:56	
Beryllium	ug/L	<0.26	1.0	0.26	11/21/16 14:56	
Boron	ug/L	<50.0	100	50.0	11/21/16 14:56	
Calcium	ug/L	55.0J	100	8.1	11/21/16 15:18	
Cobalt	ug/L	<0.72	5.0	0.72	11/21/16 14:56	
Lead	ug/L	<2.5	5.0	2.5	11/21/16 14:56	
Lithium	ug/L	<4.9	10.0	4.9	11/21/16 14:56	
Molybdenum	ug/L	0.53J	20.0	0.52	11/21/16 14:56	

LABORATORY CONTROL SAMPLE: 1864225

Parameter	Units	Spike Conc.	LCS Result	LCS % Rec	% Rec Limits	Qualifiers
Barium	ug/L	1000	1080	108	85-115	
Beryllium	ug/L	1000	1020	102	85-115	
Boron	ug/L	1000	1060	106	85-115	
Calcium	ug/L	10000	10200	102	85-115	
Cobalt	ug/L	1000	1080	108	85-115	
Lead	ug/L	1000	1080	108	85-115	
Lithium	ug/L	1000	1020	102	85-115	
Molybdenum	ug/L	1000	1130	113	85-115	

MATRIX SPIKE & MATRIX SPIKE DUPLICATE: 1864226 1864227

Parameter	Units	MS		MSD		MS % Rec	MSD % Rec	% Rec Limits	RPD	Max RPD	Qual
		Spike Conc.	Result	Spike Conc.	Result						
Barium	ug/L	156	1000	1000	1200	105	108	70-130	3	20	
Beryllium	ug/L	0.34J	1000	1000	988	99	101	70-130	3	20	
Boron	ug/L	6230	1000	1000	7450	122	58	70-130	9	20 M1	
Calcium	ug/L	169000	10000	10000	183000	136	112	70-130	1	20 M1	
Cobalt	ug/L	2.7J	1000	1000	1000	100	104	70-130	4	20	
Lead	ug/L	5.5	1000	1000	994	99	103	70-130	4	20	
Lithium	ug/L	17.0	1000	1000	1030	102	104	70-130	2	20	
Molybdenum	ug/L	4.0J	1000	1000	1090	109	112	70-130	3	20	

Results presented on this page are in the units indicated by the "Units" column except where an alternate unit is presented to the right of the result.

REPORT OF LABORATORY ANALYSIS

This report shall not be reproduced, except in full,
without the written consent of Pace Analytical Services, LLC.

QUALITY CONTROL DATA

Project: AMEREN LABADIE ENERGY CTR-UWL

Pace Project No.: 60232361

Parameter	Units	MATRIX SPIKE & MATRIX SPIKE DUPLICATE: 1864229		1864230		MS Result	MSD Result	MS % Rec	MSD % Rec	% Rec Limits	Max RPD	RPD	Qual
		60232361003 Result	MS Spike Conc.	MSD Spike Conc.	MS Result								
Barium	ug/L	324	1000	1000	1440	1380	111	106	70-130	4	20		
Beryllium	ug/L	<0.26	1000	1000	1030	988	103	99	70-130	4	20		
Boron	ug/L	115	1000	1000	1110	1080	100	97	70-130	3	20		
Calcium	ug/L	191000	10000	10000	198000	200000	72	94	70-130	1	20		
Cobalt	ug/L	3.1J	1000	1000	1040	995	103	99	70-130	4	20		
Lead	ug/L	<2.5	1000	1000	1040	993	104	99	70-130	4	20		
Lithium	ug/L	55.2	1000	1000	1120	1080	106	102	70-130	4	20		
Molybdenum	ug/L	0.73J	1000	1000	1130	1090	113	109	70-130	4	20		

Results presented on this page are in the units indicated by the "Units" column except where an alternate unit is presented to the right of the result.

REPORT OF LABORATORY ANALYSIS

This report shall not be reproduced, except in full,
without the written consent of Pace Analytical Services, LLC.

QUALITY CONTROL DATA

Project: AMEREN LABADIE ENERGY CTR-UWL
Pace Project No.: 60232361

QC Batch: 454894 Analysis Method: EPA 200.8
QC Batch Method: EPA 200.8 Analysis Description: 200.8 MET
Associated Lab Samples: 60232172001, 60232172002

METHOD BLANK: 1862820 Matrix: Water
Associated Lab Samples: 60232172001, 60232172002

Parameter	Units	Blank Result	Reporting Limit	MDL	Analyzed	Qualifiers
Antimony	ug/L	<0.058	1.0	0.058	11/28/16 13:02	
Arsenic	ug/L	<0.10	1.0	0.10	11/28/16 13:02	
Cadmium	ug/L	<0.029	0.50	0.029	11/28/16 13:02	
Chromium	ug/L	<0.34	1.0	0.34	11/28/16 13:02	
Selenium	ug/L	<0.18	1.0	0.18	11/28/16 13:02	
Thallium	ug/L	<0.50	1.0	0.50	11/28/16 13:02	

LABORATORY CONTROL SAMPLE: 1862821

Parameter	Units	Spike Conc.	LCS Result	LCS % Rec	% Rec Limits	Qualifiers
Antimony	ug/L	40	39.2	98	85-115	
Arsenic	ug/L	40	40.0	100	85-115	
Cadmium	ug/L	40	40.1	100	85-115	
Chromium	ug/L	40	40.9	102	85-115	
Selenium	ug/L	40	40.2	101	85-115	
Thallium	ug/L	40	38.4	96	85-115	

MATRIX SPIKE & MATRIX SPIKE DUPLICATE: 1862822 1862823

Parameter	Units	60232174003		MSD		MS		MSD		% Rec Limits	Max RPD	Qual
		Result	MS Spike Conc.	Spike Conc.	Result	MS Result	MSD Result	% Rec	% Rec			
Antimony	ug/L	<0.058	40	40	40.6	39.9	102	100	70-130	2	20	
Arsenic	ug/L	7.8	40	40	48.8	48.0	103	101	70-130	2	20	
Cadmium	ug/L	<0.029	40	40	38.8	38.1	97	95	70-130	2	20	
Chromium	ug/L	0.52J	40	40	40.3	40.3	100	100	70-130	0	20	
Selenium	ug/L	<0.18	40	40	38.4	38.3	96	96	70-130	0	20	
Thallium	ug/L	<0.50	40	40	37.5	36.6	94	91	70-130	2	20	

MATRIX SPIKE SAMPLE: 1862824

Parameter	Units	60232174005 Result	Spike Conc.	MS Result	MS % Rec	% Rec Limits	Qualifiers
Antimony	ug/L	<0.058	40	40.2	100	70-130	
Arsenic	ug/L	19.9	40	61.4	104	70-130	
Cadmium	ug/L	<0.029	40	38.0	95	70-130	
Chromium	ug/L	0.37J	40	39.9	99	70-130	
Selenium	ug/L	<0.18	40	38.6	97	70-130	
Thallium	ug/L	<0.50	40	36.6	91	70-130	

Results presented on this page are in the units indicated by the "Units" column except where an alternate unit is presented to the right of the result.

REPORT OF LABORATORY ANALYSIS

This report shall not be reproduced, except in full,
without the written consent of Pace Analytical Services, LLC.

QUALITY CONTROL DATA

Project: AMEREN LABADIE ENERGY CTR-UWL

Pace Project No.: 60232361

QC Batch: 455259 Analysis Method: EPA 200.8

QC Batch Method: EPA 200.8 Analysis Description: 200.8 MET

Associated Lab Samples: 60232361001, 60232361002, 60232361003, 60232361004, 60232361005, 60232361006

METHOD BLANK: 1864217 Matrix: Water

Associated Lab Samples: 60232361001, 60232361002, 60232361003, 60232361004, 60232361005, 60232361006

Parameter	Units	Blank Result	Reporting Limit	MDL	Analyzed	Qualifiers
Antimony	ug/L	0.18J	1.0	0.058	11/30/16 12:11	
Arsenic	ug/L	0.13J	1.0	0.10	11/30/16 12:11	
Cadmium	ug/L	0.043J	0.50	0.029	11/30/16 12:11	
Chromium	ug/L	<0.34	1.0	0.34	11/30/16 12:11	
Selenium	ug/L	<0.18	1.0	0.18	11/30/16 12:11	
Thallium	ug/L	<0.50	1.0	0.50	11/30/16 12:11	

LABORATORY CONTROL SAMPLE: 1864218

Parameter	Units	Spike Conc.	LCS Result	LCS % Rec	% Rec Limits	Qualifiers
Antimony	ug/L	40	40.6	102	85-115	
Arsenic	ug/L	40	40.8	102	85-115	
Cadmium	ug/L	40	40.6	101	85-115	
Chromium	ug/L	40	41.9	105	85-115	
Selenium	ug/L	40	39.3	98	85-115	
Thallium	ug/L	40	39.3	98	85-115	

MATRIX SPIKE & MATRIX SPIKE DUPLICATE: 1864219 1864220

Parameter	Units	60232344001		MS	MSD	MS Result	MSD Result	MS % Rec	MSD % Rec	% Rec Limits	Max RPD	Qual
		Result	Conc.	Spike Conc.	Spike Conc.							
Antimony	ug/L	0.25J	40	40	40	42.0	41.6	104	103	70-130	1	20
Arsenic	ug/L	3.4	40	40	40	44.8	45.0	103	104	70-130	0	20
Cadmium	ug/L	0.16J	40	40	40	39.8	39.7	99	99	70-130	0	20
Chromium	ug/L	<0.34	40	40	40	41.6	41.2	103	102	70-130	1	20
Selenium	ug/L	0.60J	40	40	40	38.0	37.8	94	93	70-130	1	20
Thallium	ug/L	<0.50	40	40	40	41.1	40.5	103	101	70-130	2	20

MATRIX SPIKE & MATRIX SPIKE DUPLICATE: 1864221 1864222

Parameter	Units	60232361003		MS	MSD	MS Result	MSD Result	MS % Rec	MSD % Rec	% Rec Limits	Max RPD	Qual
		Result	Conc.	Spike Conc.	Spike Conc.							
Antimony	ug/L	0.22J	40	40	40	39.9	41.1	99	102	70-130	3	20
Arsenic	ug/L	3.9	40	40	40	42.8	44.3	97	101	70-130	3	20
Cadmium	ug/L	0.12J	40	40	40	38.1	39.4	95	98	70-130	3	20
Chromium	ug/L	<0.34	40	40	40	39.3	40.8	98	101	70-130	4	20
Selenium	ug/L	0.27J	40	40	40	35.7	36.6	89	91	70-130	2	20

Results presented on this page are in the units indicated by the "Units" column except where an alternate unit is presented to the right of the result.

REPORT OF LABORATORY ANALYSIS

This report shall not be reproduced, except in full,
without the written consent of Pace Analytical Services, LLC.

QUALITY CONTROL DATA

Project: AMEREN LABADIE ENERGY CTR-UWL

Pace Project No.: 60232361

MATRIX SPIKE & MATRIX SPIKE DUPLICATE: 1864221												1864222	
Parameter	Units	60232361003 Result	MS	MSD	MS Result	MSD Result	MS % Rec	MSD % Rec	% Rec Limits	RPD	Max	Qual	
			Spike Conc.	Spike Conc.							RPD		
Thallium	ug/L	<0.50	40	40	39.6	40.3	99	101	70-130	2	20		

Results presented on this page are in the units indicated by the "Units" column except where an alternate unit is presented to the right of the result.

REPORT OF LABORATORY ANALYSIS

This report shall not be reproduced, except in full,
without the written consent of Pace Analytical Services, LLC.

QUALITY CONTROL DATA

Project: AMEREN LABADIE ENERGY CTR-UWL

Pace Project No.: 60232361

QC Batch: 455505

Analysis Method: SM 2540C

QC Batch Method: SM 2540C

Analysis Description: 2540C Total Dissolved Solids

Associated Lab Samples: 60232172001, 60232172002

METHOD BLANK: 1865080

Matrix: Water

Associated Lab Samples: 60232172001, 60232172002

Parameter	Units	Blank Result	Reporting Limit	MDL	Analyzed	Qualifiers
Total Dissolved Solids	mg/L	<5.0	5.0	5.0	11/17/16 16:00	

LABORATORY CONTROL SAMPLE: 1865081

Parameter	Units	Spike Conc.	LCS Result	LCS % Rec	% Rec Limits	Qualifiers
Total Dissolved Solids	mg/L	1000	973	97	80-120	

SAMPLE DUPLICATE: 1865082

Parameter	Units	60232172001 Result	Dup Result	RPD	Max RPD	Qualifiers
Total Dissolved Solids	mg/L	692	661	5	10	

SAMPLE DUPLICATE: 1865083

Parameter	Units	60232173003 Result	Dup Result	RPD	Max RPD	Qualifiers
Total Dissolved Solids	mg/L	470	480	2	10	

Results presented on this page are in the units indicated by the "Units" column except where an alternate unit is presented to the right of the result.

REPORT OF LABORATORY ANALYSIS

This report shall not be reproduced, except in full,
without the written consent of Pace Analytical Services, LLC.

QUALITY CONTROL DATA

Project: AMEREN LABADIE ENERGY CTR-UWL

Pace Project No.: 60232361

QC Batch: 455652

Analysis Method: SM 2540C

QC Batch Method: SM 2540C

Analysis Description: 2540C Total Dissolved Solids

Associated Lab Samples: 60232361001, 60232361002, 60232361003, 60232361004, 60232361005, 60232361006

METHOD BLANK: 1865724

Matrix: Water

Associated Lab Samples: 60232361001, 60232361002, 60232361003, 60232361004, 60232361005, 60232361006

Parameter	Units	Blank Result	Reporting Limit	MDL	Analyzed	Qualifiers
Total Dissolved Solids	mg/L	<5.0	5.0	5.0	11/18/16 15:14	

LABORATORY CONTROL SAMPLE: 1865725

Parameter	Units	Spike Conc.	LCS Result	LCS % Rec	% Rec Limits	Qualifiers
Total Dissolved Solids	mg/L	1000	956	96	80-120	

SAMPLE DUPLICATE: 1865726

Parameter	Units	60232259001 Result	Dup Result	RPD	Max RPD	Qualifiers
Total Dissolved Solids	mg/L	31.0	26.0	18	10	D6

SAMPLE DUPLICATE: 1865727

Parameter	Units	60232361003 Result	Dup Result	RPD	Max RPD	Qualifiers
Total Dissolved Solids	mg/L	717	714	0	10	

Results presented on this page are in the units indicated by the "Units" column except where an alternate unit is presented to the right of the result.

REPORT OF LABORATORY ANALYSIS

This report shall not be reproduced, except in full,
without the written consent of Pace Analytical Services, LLC.

QUALITY CONTROL DATA

Project: AMEREN LABADIE ENERGY CTR-UWL

Pace Project No.: 60232361

QC Batch: 455737 Analysis Method: SM 4500-H+B

QC Batch Method: SM 4500-H+B Analysis Description: 4500H+B pH

Associated Lab Samples: 60232172001, 60232172002

SAMPLE DUPLICATE: 1866223

Parameter	Units	60231804003 Result	Dup Result	RPD	Max RPD	Qualifiers
pH at 25 Degrees C	Std. Units	7.1	7.2	1	5	H6

Results presented on this page are in the units indicated by the "Units" column except where an alternate unit is presented to the right of the result.

REPORT OF LABORATORY ANALYSIS

This report shall not be reproduced, except in full,
without the written consent of Pace Analytical Services, LLC.

QUALITY CONTROL DATA

Project: AMEREN LABADIE ENERGY CTR-UWL

Pace Project No.: 60232361

QC Batch: 456166 Analysis Method: SM 4500-H+B

QC Batch Method: SM 4500-H+B Analysis Description: 4500H+B pH

Associated Lab Samples: 60232361004, 60232361005

SAMPLE DUPLICATE: 1867771

Parameter	Units	60232345009 Result	Dup Result	RPD	Max RPD	Qualifiers
pH at 25 Degrees C	Std. Units	7.5	7.5	0	5	H6

Results presented on this page are in the units indicated by the "Units" column except where an alternate unit is presented to the right of the result.

REPORT OF LABORATORY ANALYSIS

This report shall not be reproduced, except in full,
without the written consent of Pace Analytical Services, LLC.

QUALITY CONTROL DATA

Project: AMEREN LABADIE ENERGY CTR-UWL

Pace Project No.: 60232361

QC Batch: 456197 Analysis Method: SM 4500-H+B

QC Batch Method: SM 4500-H+B Analysis Description: 4500H+B pH

Associated Lab Samples: 60232361001, 60232361002, 60232361003, 60232361006

SAMPLE DUPLICATE: 1867976

Parameter	Units	60232361003 Result	Dup Result	RPD	Max RPD	Qualifiers
pH at 25 Degrees C	Std. Units	7.0	7.1	1	5	H6

Results presented on this page are in the units indicated by the "Units" column except where an alternate unit is presented to the right of the result.

REPORT OF LABORATORY ANALYSIS

This report shall not be reproduced, except in full,
without the written consent of Pace Analytical Services, LLC.

QUALITY CONTROL DATA

Project: AMEREN LABADIE ENERGY CTR-UWL

Pace Project No.: 60232361

QC Batch: 457500 Analysis Method: EPA 300.0
 QC Batch Method: EPA 300.0 Analysis Description: 300.0 IC Anions
 Associated Lab Samples: 60232172001, 60232172002

METHOD BLANK: 1873090 Matrix: Water

Associated Lab Samples: 60232172001, 60232172002

Parameter	Units	Blank Result	Reporting Limit	MDL	Analyzed	Qualifiers
Chloride	mg/L	<0.50	1.0	0.50	12/03/16 20:42	
Fluoride	mg/L	<0.027	0.20	0.027	12/03/16 20:42	
Sulfate	mg/L	<0.15	1.0	0.15	12/03/16 20:42	

LABORATORY CONTROL SAMPLE: 1873091

Parameter	Units	Spike Conc.	LCS Result	LCS % Rec	% Rec Limits	Qualifiers
Chloride	mg/L	5	4.9	98	90-110	
Fluoride	mg/L	2.5	2.5	102	90-110	
Sulfate	mg/L	5	5.0	100	90-110	

MATRIX SPIKE & MATRIX SPIKE DUPLICATE: 1873092 1873093

Parameter	Units	60232174001		60232174003		MSD		% Rec		Limits	RPD	Max RPD	Qual
		MS Spike Conc.	MSD Spike Conc.	MS Result	MSD Result	MS % Rec	MSD % Rec						
Fluoride	mg/L	0.24	2.5	2.5	3.2	3.2	117	116	80-120	0	15		

MATRIX SPIKE SAMPLE: 1873094

Parameter	Units	60232174003 Result	Spike Conc.	MS Result	MS % Rec	% Rec Limits	Qualifiers
Fluoride	mg/L	0.091J	2.5	3.0	117	80-120	

Results presented on this page are in the units indicated by the "Units" column except where an alternate unit is presented to the right of the result.

REPORT OF LABORATORY ANALYSIS

This report shall not be reproduced, except in full,
without the written consent of Pace Analytical Services, LLC.

QUALITY CONTROL DATA

Project: AMEREN LABADIE ENERGY CTR-UWL

Pace Project No.: 60232361

QC Batch: 457515	Analysis Method: EPA 300.0
QC Batch Method: EPA 300.0	Analysis Description: 300.0 IC Anions
Associated Lab Samples: 60232172001	

METHOD BLANK: 1873341 Matrix: Water
Associated Lab Samples: 60232172001

Parameter	Units	Blank Result	Reporting Limit	MDL	Analyzed	Qualifiers
Sulfate	mg/L	<0.15	1.0	0.15	12/04/16 16:24	

LABORATORY CONTROL SAMPLE: 1873342

Parameter	Units	Spike Conc.	LCS Result	LCS % Rec	% Rec Limits	Qualifiers
Sulfate	mg/L	5	4.6	92	90-110	

MATRIX SPIKE & MATRIX SPIKE DUPLICATE: 1873343 1873344

Parameter	Units	60232174001		60232174003		60232174003		% Rec Limits	RPD	Max RPD	Qual
		MS Spike Conc.	MSD Spike Conc.	MS Result	MSD Result	MS % Rec	MSD % Rec				
Sulfate	mg/L	99.1	50	50	157	157	115	116	80-120	0	15

MATRIX SPIKE SAMPLE: 1873345

Parameter	Units	60232174003 Result	Spike Conc.	MS Result	MS % Rec	% Rec Limits	Qualifiers
Sulfate	mg/L	348	250	625	111	80-120	

Results presented on this page are in the units indicated by the "Units" column except where an alternate unit is presented to the right of the result.

REPORT OF LABORATORY ANALYSIS

This report shall not be reproduced, except in full,
without the written consent of Pace Analytical Services, LLC.

QUALITY CONTROL DATA

Project: AMEREN LABADIE ENERGY CTR-UWL

Pace Project No.: 60232361

QC Batch: 458213 Analysis Method: EPA 300.0
 QC Batch Method: EPA 300.0 Analysis Description: 300.0 IC Anions
 Associated Lab Samples: 60232361001, 60232361002, 60232361003, 60232361004, 60232361005, 60232361006

METHOD BLANK: 1875985 Matrix: Water
 Associated Lab Samples: 60232361001, 60232361002, 60232361003, 60232361004, 60232361005, 60232361006

Parameter	Units	Blank Result	Reporting Limit	MDL	Analyzed	Qualifiers
Chloride	mg/L	<0.50	1.0	0.50	12/09/16 17:08	
Fluoride	mg/L	<0.027	0.20	0.027	12/09/16 17:08	
Sulfate	mg/L	<0.15	1.0	0.15	12/09/16 17:08	

LABORATORY CONTROL SAMPLE: 1875986

Parameter	Units	Spike Conc.	LCS Result	LCS % Rec	% Rec Limits	Qualifiers
Chloride	mg/L	5	4.6	92	90-110	
Fluoride	mg/L	2.5	2.4	96	90-110	
Sulfate	mg/L	5	4.8	96	90-110	

MATRIX SPIKE & MATRIX SPIKE DUPLICATE: 1875987 1875988

Parameter	Units	60232589004 Result	MS Spike Conc.	MSD Spike Conc.	MS Result	MSD Result	MS % Rec	MSD % Rec	% Rec Limits	RPD	Max RPD	Qual
Fluoride	mg/L	0.80	2.5	2.5	3.6	3.7	111	115	80-120	3	15	

MATRIX SPIKE SAMPLE: 1875989

Parameter	Units	60232361003 Result	Spike Conc.	MS Result	MS % Rec	% Rec Limits	Qualifiers
Chloride	mg/L	7.1	5	13.2	121	80-120	M1
Fluoride	mg/L	0.14J	2.5	3.0	114	80-120	

Results presented on this page are in the units indicated by the "Units" column except where an alternate unit is presented to the right of the result.

REPORT OF LABORATORY ANALYSIS

This report shall not be reproduced, except in full,
without the written consent of Pace Analytical Services, LLC.

QUALITY CONTROL DATA

Project: AMEREN LABADIE ENERGY CTR-UWL

Pace Project No.: 60232361

QC Batch: 458452 Analysis Method: EPA 300.0
 QC Batch Method: EPA 300.0 Analysis Description: 300.0 IC Anions
 Associated Lab Samples: 60232361001, 60232361002, 60232361003, 60232361004, 60232361005

METHOD BLANK: 1876996 Matrix: Water
 Associated Lab Samples: 60232361001, 60232361002, 60232361003, 60232361004, 60232361005

Parameter	Units	Blank Result	Reporting Limit	MDL	Analyzed	Qualifiers
Sulfate	mg/L	<0.15	1.0	0.15	12/11/16 17:25	

LABORATORY CONTROL SAMPLE: 1876997

Parameter	Units	Spike Conc.	LCS Result	LCS % Rec	% Rec Limits	Qualifiers
Sulfate	mg/L	5	5.0	99	90-110	

MATRIX SPIKE SAMPLE: 1877000

Parameter	Units	60232361003 Result	Spike Conc.	MS Result	MS % Rec	% Rec Limits	Qualifiers
Sulfate	mg/L	89.9	50	155	130	80-120	M1

Results presented on this page are in the units indicated by the "Units" column except where an alternate unit is presented to the right of the result.

REPORT OF LABORATORY ANALYSIS

This report shall not be reproduced, except in full,
 without the written consent of Pace Analytical Services, LLC.

ANALYTICAL RESULTS - RADIOCHEMISTRY

Project: AMEREN LABADIE ENERGY CTR-UWL

Pace Project No.: 60232361

Sample: L-TMW-1 **Lab ID: 60232361001** Collected: 11/15/16 10:05 Received: 11/16/16 03:45 Matrix: Water
PWS: Site ID: Sample Type:

Parameters	Method	Act ± Unc (MDC) Carr Trac	Units	Analyzed	CAS No.	Qual
Radium-226	EPA 903.1	0.000 ± 0.329 (0.669) C:NA T:87%	pCi/L	12/20/16 20:02	13982-63-3	
Radium-228	EPA 904.0	0.144 ± 0.366 (0.821) C:57% T:85%	pCi/L	12/21/16 16:02	15262-20-1	

REPORT OF LABORATORY ANALYSIS

This report shall not be reproduced, except in full,
without the written consent of Pace Analytical Services, LLC.

ANALYTICAL RESULTS - RADIOCHEMISTRY

Project: AMEREN LABADIE ENERGY CTR-UWL

Pace Project No.: 60232361

Sample: L-TMW-2 **Lab ID: 60232361002** Collected: 11/15/16 10:54 Received: 11/16/16 03:45 Matrix: Water
PWS: Site ID: Sample Type:

Parameters	Method	Act ± Unc (MDC) Carr Trac	Units	Analyzed	CAS No.	Qual
Radium-226	EPA 903.1	0.000 ± 0.351 (0.788) C:NA T:89%	pCi/L	12/20/16 20:02	13982-63-3	
Radium-228	EPA 904.0	0.555 ± 0.400 (0.769) C:69% T:81%	pCi/L	12/21/16 16:02	15262-20-1	

REPORT OF LABORATORY ANALYSIS

This report shall not be reproduced, except in full,
without the written consent of Pace Analytical Services, LLC.

ANALYTICAL RESULTS - RADIOCHEMISTRY

Project: AMEREN LABADIE ENERGY CTR-UWL

Pace Project No.: 60232361

Sample: L-TMW-3 **Lab ID: 60232361003** Collected: 11/15/16 10:10 Received: 11/16/16 03:45 Matrix: Water
PWS: Site ID: Sample Type:

Parameters	Method	Act ± Unc (MDC) Carr Trac	Units	Analyzed	CAS No.	Qual
Radium-226	EPA 903.1	0.208 ± 0.452 (0.834) C:NA T:88%	pCi/L	12/20/16 20:43	13982-63-3	
Radium-228	EPA 904.0	1.33 ± 0.570 (0.918) C:61% T:84%	pCi/L	12/21/16 16:02	15262-20-1	

REPORT OF LABORATORY ANALYSIS

This report shall not be reproduced, except in full,
without the written consent of Pace Analytical Services, LLC.

ANALYTICAL RESULTS - RADIOCHEMISTRY

Project: AMEREN LABADIE ENERGY CTR-UWL

Pace Project No.: 60232361

Sample: L-MW-26 **Lab ID: 60232361004** Collected: 11/15/16 08:53 Received: 11/16/16 03:45 Matrix: Water
PWS: Site ID: Sample Type:

Parameters	Method	Act ± Unc (MDC) Carr Trac	Units	Analyzed	CAS No.	Qual
Radium-226	EPA 903.1	-0.069 ± 0.317 (0.747) C:NA T:88%	pCi/L	12/20/16 20:43	13982-63-3	
Radium-228	EPA 904.0	0.00255 ± 0.319 (0.746) C:74% T:84%	pCi/L	12/21/16 16:03	15262-20-1	

REPORT OF LABORATORY ANALYSIS

This report shall not be reproduced, except in full,
without the written consent of Pace Analytical Services, LLC.

ANALYTICAL RESULTS - RADIOCHEMISTRY

Project: AMEREN LABADIE ENERGY CTR-UWL

Pace Project No.: 60232361

Parameters	Method	Act ± Unc (MDC) Carr Trac	Units	Analyzed	CAS No.	Qual
Radium-226	EPA 903.1	0.0698 ± 0.454 (0.915) C:NA T:91%	pCi/L	12/20/16 20:43	13982-63-3	
Radium-228	EPA 904.0	0.152 ± 0.304 (0.671) C:69% T:87%	pCi/L	12/21/16 16:03	15262-20-1	

REPORT OF LABORATORY ANALYSIS

This report shall not be reproduced, except in full,
without the written consent of Pace Analytical Services, LLC.

ANALYTICAL RESULTS - RADIOCHEMISTRY

Project: AMEREN LABADIE ENERGY CTR-UWL

Pace Project No.: 60232361

Parameters	Method	Act ± Unc (MDC) Carr Trac	Units	Analyzed	CAS No.	Qual
Radium-226	EPA 903.1	0.131 ± 0.299 (0.481) C:NA T:90%	pCi/L	12/20/16 20:43	13982-63-3	
Radium-228	EPA 904.0	0.538 ± 0.426 (0.844) C:69% T:82%	pCi/L	12/21/16 16:03	15262-20-1	

REPORT OF LABORATORY ANALYSIS

This report shall not be reproduced, except in full,
without the written consent of Pace Analytical Services, LLC.

ANALYTICAL RESULTS - RADIOCHEMISTRY

Project: AMEREN LABADIE ENERGY CTR-UWL

Pace Project No.: 60232361

Sample: L-TMW-3 MS		Lab ID: 60232361007	Collected: 11/15/16 10:10	Received: 11/16/16 03:45	Matrix: Water		
PWS:		Site ID:	Sample Type:				
Parameters	Method	Act ± Unc (MDC)	Carr Trac	Units	Analyzed	CAS No.	Qual
Radium-226	EPA 903.1	106.4 %REC ± NA (NA)		pCi/L	12/20/16 20:43	13982-63-3	
		C:NA T:NA					
Radium-228	EPA 904.0	107.32 %REC ± NA (NA)		pCi/L	12/21/16 16:00	15262-20-1	
		C:NA T:NA					

REPORT OF LABORATORY ANALYSIS

This report shall not be reproduced, except in full,
without the written consent of Pace Analytical Services, LLC.

ANALYTICAL RESULTS - RADIOCHEMISTRY

Project: AMEREN LABADIE ENERGY CTR-UWL

Pace Project No.: 60232361

Sample: L-TMW-3 MSD		Lab ID: 60232361008	Collected: 11/15/16 10:10	Received: 11/16/16 03:45	Matrix: Water		
PWS:		Site ID:	Sample Type:				
Parameters	Method	Act ± Unc (MDC) Carr Trac		Units	Analyzed	CAS No.	Qual
Radium-226	EPA 903.1	121.7 %REC	13.34 RPD ±	pCi/L	12/20/16 20:43	13982-63-3	
		NA (NA)					
		C:NA T:NA					
Radium-228	EPA 904.0	125.30 %REC	15.45 RPD ±	pCi/L	12/21/16 16:00	15262-20-1	
		NA (NA)					
		C:NA T:NA					

REPORT OF LABORATORY ANALYSIS

This report shall not be reproduced, except in full,
without the written consent of Pace Analytical Services, LLC.

ANALYTICAL RESULTS - RADIOCHEMISTRY

Project: AMEREN LABADIE ENERGY CTR-UWL

Pace Project No.: 60232361

Parameters	Method	Act ± Unc (MDC) Carr Trac	Units	Analyzed	CAS No.	Qual
Radium-226	EPA 903.1	0.0609 ± 0.278 (0.566) C:NA T:93%	pCi/L	12/14/16 11:41	13982-63-3	
Radium-228	EPA 904.0	2.03 ± 0.690 (1.00) C:73% T:83%	pCi/L	12/21/16 11:34	15262-20-1	

REPORT OF LABORATORY ANALYSIS

This report shall not be reproduced, except in full,
without the written consent of Pace Analytical Services, LLC.

ANALYTICAL RESULTS - RADIOCHEMISTRY

Project: AMEREN LABADIE ENERGY CTR-UWL

Pace Project No.: 60232361

Sample: L-BMW-2S **Lab ID: 60232172002** Collected: 11/11/16 08:45 Received: 11/12/16 03:35 Matrix: Water
PWS: Site ID: Sample Type:

Parameters	Method	Act ± Unc (MDC) Carr Trac	Units	Analyzed	CAS No.	Qual
Radium-226	EPA 903.1	0.252 ± 0.428 (0.756) C:NA T:94%	pCi/L	12/14/16 11:50	13982-63-3	
Radium-228	EPA 904.0	0.334 ± 0.337 (0.696) C:74% T:90%	pCi/L	12/21/16 11:34	15262-20-1	

REPORT OF LABORATORY ANALYSIS

This report shall not be reproduced, except in full,
without the written consent of Pace Analytical Services, LLC.

QUALITY CONTROL - RADIOCHEMISTRY

Project: AMEREN LABADIE ENERGY CTR-UWL

Pace Project No.: 60232361

QC Batch: 242462

Analysis Method: EPA 903.1

QC Batch Method: EPA 903.1

Analysis Description: 903.1 Radium-226

Associated Lab Samples:

METHOD BLANK: 1191881

Matrix: Water

Associated Lab Samples:

Parameter	Act ± Unc (MDC) Carr Trac	Units	Analyzed	Qualifiers
Radium-226	0.135 ± 0.308 (0.496) C:NA T:96%	pCi/L	12/18/16 12:05	

Results presented on this page are in the units indicated by the "Units" column except where an alternate unit is presented to the right of the result.

REPORT OF LABORATORY ANALYSIS

This report shall not be reproduced, except in full,
without the written consent of Pace Analytical Services, LLC.

QUALITY CONTROL - RADIOCHEMISTRY

Project: AMEREN LABADIE ENERGY CTR-UWL

Pace Project No.: 60232361

QC Batch: 242463

Analysis Method: EPA 904.0

QC Batch Method: EPA 904.0

Analysis Description: 904.0 Radium 228

Associated Lab Samples:

METHOD BLANK: 1191883

Matrix: Water

Associated Lab Samples:

Parameter	Act ± Unc (MDC) Carr Trac	Units	Analyzed	Qualifiers
Radium-228	0.926 ± 0.480 (0.858) C:70% T:86%	pCi/L	12/17/16 14:31	

Results presented on this page are in the units indicated by the "Units" column except where an alternate unit is presented to the right of the result.

REPORT OF LABORATORY ANALYSIS

This report shall not be reproduced, except in full,
without the written consent of Pace Analytical Services, LLC.

QUALITY CONTROL - RADIOCHEMISTRY

Project: AMEREN LABADIE ENERGY CTR-UWL

Pace Project No.: 60232361

QC Batch: 243194

Analysis Method: EPA 903.1

QC Batch Method: EPA 903.1

Analysis Description: 903.1 Radium-226

Associated Lab Samples: 60232361001, 60232361002, 60232361003, 60232361004, 60232361005, 60232361006, 60232361007, 60232361008

METHOD BLANK: 1196318

Matrix: Water

Associated Lab Samples: 60232361001, 60232361002, 60232361003, 60232361004, 60232361005, 60232361006, 60232361007, 60232361008

Parameter	Act ± Unc (MDC) Carr Trac	Units	Analyzed	Qualifiers
Radium-226	0.396 ± 0.561 (0.950) C:NA T:84%	pCi/L	12/20/16 12:26	

Results presented on this page are in the units indicated by the "Units" column except where an alternate unit is presented to the right of the result.

REPORT OF LABORATORY ANALYSIS

This report shall not be reproduced, except in full,
without the written consent of Pace Analytical Services, LLC.

QUALITY CONTROL - RADIOCHEMISTRY

Project: AMEREN LABADIE ENERGY CTR-UWL

Pace Project No.: 60232361

QC Batch: 242425 Analysis Method: EPA 903.1

QC Batch Method: EPA 903.1 Analysis Description: 903.1 Radium-226

Associated Lab Samples: 60232172001, 60232172002

METHOD BLANK: 1191788 Matrix: Water

Associated Lab Samples: 60232172001, 60232172002

Parameter	Act ± Unc (MDC) Carr Trac	Units	Analyzed	Qualifiers
Radium-226	-0.066 ± 0.341 (0.790) C:NA T:87%	pCi/L	12/14/16 11:19	

Results presented on this page are in the units indicated by the "Units" column except where an alternate unit is presented to the right of the result.

REPORT OF LABORATORY ANALYSIS

This report shall not be reproduced, except in full,
without the written consent of Pace Analytical Services, LLC.

QUALITY CONTROL - RADIOCHEMISTRY

Project: AMEREN LABADIE ENERGY CTR-UWL

Pace Project No.: 60232361

QC Batch: 242430

Analysis Method: EPA 904.0

QC Batch Method: EPA 904.0

Analysis Description: 904.0 Radium 228

Associated Lab Samples: 60232172001, 60232172002

METHOD BLANK: 1191795

Matrix: Water

Associated Lab Samples: 60232172001, 60232172002

Parameter	Act ± Unc (MDC) Carr Trac	Units	Analyzed	Qualifiers
Radium-228	0.457 ± 0.414 (0.844) C:70% T:80%	pCi/L	12/21/16 11:33	

Results presented on this page are in the units indicated by the "Units" column except where an alternate unit is presented to the right of the result.

REPORT OF LABORATORY ANALYSIS

This report shall not be reproduced, except in full,
without the written consent of Pace Analytical Services, LLC.

QUALITY CONTROL - RADIOCHEMISTRY

Project: AMEREN LABADIE ENERGY CTR-UWL

Pace Project No.: 60232361

QC Batch:	243195	Analysis Method:	EPA 904.0
QC Batch Method:	EPA 904.0	Analysis Description:	904.0 Radium 228
Associated Lab Samples:	60232361001, 60232361002, 60232361003, 60232361004, 60232361005, 60232361006, 60232361007, 60232361008		

METHOD BLANK:	1196319	Matrix:	Water
Associated Lab Samples:	60232361001, 60232361002, 60232361003, 60232361004, 60232361005, 60232361006, 60232361007, 60232361008		

Parameter	Act ± Unc (MDC) Carr Trac	Units	Analyzed	Qualifiers
Radium-228	0.157 ± 0.319 (0.706) C:63% T:88%	pCi/L	12/21/16 16:02	

Results presented on this page are in the units indicated by the "Units" column except where an alternate unit is presented to the right of the result.

REPORT OF LABORATORY ANALYSIS

This report shall not be reproduced, except in full,
without the written consent of Pace Analytical Services, LLC.

QUALIFIERS

Project: AMEREN LABADIE ENERGY CTR-UWL

Pace Project No.: 60232361

DEFINITIONS

DF - Dilution Factor, if reported, represents the factor applied to the reported data due to dilution of the sample aliquot.

ND - Not Detected at or above adjusted reporting limit.

TNTC - Too Numerous To Count

J - Estimated concentration above the adjusted method detection limit and below the adjusted reporting limit.

MDL - Adjusted Method Detection Limit.

PQL - Practical Quantitation Limit.

RL - Reporting Limit.

S - Surrogate

1,2-Diphenylhydrazine decomposes to and cannot be separated from Azobenzene using Method 8270. The result for each analyte is a combined concentration.

Consistent with EPA guidelines, unrounded data are displayed and have been used to calculate % recovery and RPD values.

LCS(D) - Laboratory Control Sample (Duplicate)

MS(D) - Matrix Spike (Duplicate)

DUP - Sample Duplicate

RPD - Relative Percent Difference

NC - Not Calculable.

SG - Silica Gel - Clean-Up

U - Indicates the compound was analyzed for, but not detected.

N-Nitrosodiphenylamine decomposes and cannot be separated from Diphenylamine using Method 8270. The result reported for each analyte is a combined concentration.

Act - Activity

Unc - Uncertainty: SDWA = 1.96 sigma count uncertainty, all other matrices = Expanded Uncertainty (95% confidence interval).

Gamma Spec = Expanded Uncertainty (95.4% Confidence Interval)

(MDC) - Minimum Detectable Concentration

Trac - Tracer Recovery (%)

Carr - Carrier Recovery (%)

Pace Analytical is TNI accredited. Contact your Pace PM for the current list of accredited analytes.

TNI - The NELAC Institute.

LABORATORIES

PASI-K Pace Analytical Services - Kansas City

PASI-PA Pace Analytical Services - Greensburg

ANALYTE QUALIFIERS

B Analyte was detected in the associated method blank.

D6 The precision between the sample and sample duplicate exceeded laboratory control limits.

H6 Analysis initiated outside of the 15 minute EPA required holding time.

M1 Matrix spike recovery exceeded QC limits. Batch accepted based on laboratory control sample (LCS) recovery.

REPORT OF LABORATORY ANALYSIS

This report shall not be reproduced, except in full,
without the written consent of Pace Analytical Services, LLC.

QUALITY CONTROL DATA CROSS REFERENCE TABLE

Project: AMEREN LABADIE ENERGY CTR-UWL

Pace Project No.: 60232361

Lab ID	Sample ID	QC Batch Method	QC Batch	Analytical Method	Analytical Batch
60232172001	L-BMW-1S	EPA 200.7	454893	EPA 200.7	455015
60232172002	L-BMW-2S	EPA 200.7	454893	EPA 200.7	455015
60232361001	L-TMW-1	EPA 200.7	455260	EPA 200.7	455379
60232361002	L-TMW-2	EPA 200.7	455260	EPA 200.7	455379
60232361003	L-TMW-3	EPA 200.7	455260	EPA 200.7	455379
60232361004	L-MW-26	EPA 200.7	455260	EPA 200.7	455379
60232361005	L-UWL-DUP-1	EPA 200.7	455260	EPA 200.7	455379
60232361006	L-UWL-FB-1	EPA 200.7	455260	EPA 200.7	455379
60232172001	L-BMW-1S	EPA 200.8	454894	EPA 200.8	455017
60232172002	L-BMW-2S	EPA 200.8	454894	EPA 200.8	455017
60232361001	L-TMW-1	EPA 200.8	455259	EPA 200.8	455381
60232361002	L-TMW-2	EPA 200.8	455259	EPA 200.8	455381
60232361003	L-TMW-3	EPA 200.8	455259	EPA 200.8	455381
60232361004	L-MW-26	EPA 200.8	455259	EPA 200.8	455381
60232361005	L-UWL-DUP-1	EPA 200.8	455259	EPA 200.8	455381
60232361006	L-UWL-FB-1	EPA 200.8	455259	EPA 200.8	455381
60232172001	L-BMW-1S	EPA 7470	456114	EPA 7470	456252
60232172002	L-BMW-2S	EPA 7470	456114	EPA 7470	456252
60232361001	L-TMW-1	EPA 7470	456523	EPA 7470	456570
60232361002	L-TMW-2	EPA 7470	456523	EPA 7470	456570
60232361003	L-TMW-3	EPA 7470	456523	EPA 7470	456570
60232361004	L-MW-26	EPA 7470	456523	EPA 7470	456570
60232361005	L-UWL-DUP-1	EPA 7470	456523	EPA 7470	456570
60232361006	L-UWL-FB-1	EPA 7470	456523	EPA 7470	456570
60232172001	L-BMW-1S	EPA 903.1	242425		
60232172002	L-BMW-2S	EPA 903.1	242425		
60232361001	L-TMW-1	EPA 903.1	243194		
60232361002	L-TMW-2	EPA 903.1	243194		
60232361003	L-TMW-3	EPA 903.1	243194		
60232361004	L-MW-26	EPA 903.1	243194		
60232361005	L-UWL-DUP-1	EPA 903.1	243194		
60232361006	L-UWL-FB-1	EPA 903.1	243194		
60232361007	L-TMW-3 MS	EPA 903.1	243194		
60232361008	L-TMW-3 MSD	EPA 903.1	243194		
60232172001	L-BMW-1S	EPA 904.0	242430		
60232172002	L-BMW-2S	EPA 904.0	242430		
60232361001	L-TMW-1	EPA 904.0	243195		
60232361002	L-TMW-2	EPA 904.0	243195		
60232361003	L-TMW-3	EPA 904.0	243195		
60232361004	L-MW-26	EPA 904.0	243195		
60232361005	L-UWL-DUP-1	EPA 904.0	243195		
60232361006	L-UWL-FB-1	EPA 904.0	243195		
60232361007	L-TMW-3 MS	EPA 904.0	243195		
60232361008	L-TMW-3 MSD	EPA 904.0	243195		

REPORT OF LABORATORY ANALYSIS

This report shall not be reproduced, except in full,
without the written consent of Pace Analytical Services, LLC.

QUALITY CONTROL DATA CROSS REFERENCE TABLE

Project: AMEREN LABADIE ENERGY CTR-UWL

Pace Project No.: 60232361

Lab ID	Sample ID	QC Batch Method	QC Batch	Analytical Method	Analytical Batch
60232172001	L-BMW-1S	SM 2540C	455505		
60232172002	L-BMW-2S	SM 2540C	455505		
60232361001	L-TMW-1	SM 2540C	455652		
60232361002	L-TMW-2	SM 2540C	455652		
60232361003	L-TMW-3	SM 2540C	455652		
60232361004	L-MW-26	SM 2540C	455652		
60232361005	L-UWL-DUP-1	SM 2540C	455652		
60232361006	L-UWL-FB-1	SM 2540C	455652		
60232172001	L-BMW-1S	SM 4500-H+B	455737		
60232172002	L-BMW-2S	SM 4500-H+B	455737		
60232361001	L-TMW-1	SM 4500-H+B	456197		
60232361002	L-TMW-2	SM 4500-H+B	456197		
60232361003	L-TMW-3	SM 4500-H+B	456197		
60232361004	L-MW-26	SM 4500-H+B	456166		
60232361005	L-UWL-DUP-1	SM 4500-H+B	456166		
60232361006	L-UWL-FB-1	SM 4500-H+B	456197		
60232172001	L-BMW-1S	EPA 300.0	457500		
60232172001	L-BMW-1S	EPA 300.0	457515		
60232172002	L-BMW-2S	EPA 300.0	457500		
60232361001	L-TMW-1	EPA 300.0	458213		
60232361001	L-TMW-1	EPA 300.0	458452		
60232361002	L-TMW-2	EPA 300.0	458213		
60232361002	L-TMW-2	EPA 300.0	458452		
60232361003	L-TMW-3	EPA 300.0	458213		
60232361003	L-TMW-3	EPA 300.0	458452		
60232361004	L-MW-26	EPA 300.0	458213		
60232361004	L-MW-26	EPA 300.0	458452		
60232361005	L-UWL-DUP-1	EPA 300.0	458213		
60232361005	L-UWL-DUP-1	EPA 300.0	458452		
60232361006	L-UWL-FB-1	EPA 300.0	458213		

REPORT OF LABORATORY ANALYSIS

This report shall not be reproduced, except in full,
without the written consent of Pace Analytical Services, LLC.



Sample Condition Upon Receipt

WO#: 60232361



60232361

Client Name: Goldner

Courier: FedEx UPS VIA Clay PEX ECI Pace Xroads Client Other

Tracking #: _____ Pace Shipping Label Used? Yes No

Custody Seal on Cooler/Box Present: Yes No Seals intact: Yes No

Packing Material: Bubble Wrap Bubble Bags Foam None Other

Thermometer Used: T-266 / T-239 Type of Ice: Wet Blue None

Cooler Temperature (°C): As-read 0.0/h.1 Corr. Factor CF +0.7 CF -0.5 Corrected 0.7/16.8

Date and initials of person examining contents:

11/16/16

Temperature should be above freezing to 6°C

Chain of Custody present:	<input checked="" type="checkbox"/> Yes <input type="checkbox"/> No <input type="checkbox"/> N/A	
Chain of Custody relinquished:	<input checked="" type="checkbox"/> Yes <input type="checkbox"/> No <input type="checkbox"/> N/A	
Samples arrived within holding time:	<input checked="" type="checkbox"/> Yes <input type="checkbox"/> No <input type="checkbox"/> N/A	
Short Hold Time analyses (<72hr):	<input checked="" type="checkbox"/> Yes <input type="checkbox"/> No <input type="checkbox"/> N/A	<u>PH</u>
Rush Turn Around Time requested:	<input type="checkbox"/> Yes <input checked="" type="checkbox"/> No <input type="checkbox"/> N/A	
Sufficient volume:	<input checked="" type="checkbox"/> Yes <input type="checkbox"/> No <input type="checkbox"/> N/A	
Correct containers used:	<input checked="" type="checkbox"/> Yes <input type="checkbox"/> No <input type="checkbox"/> N/A	
Pace containers used:	<input checked="" type="checkbox"/> Yes <input type="checkbox"/> No <input type="checkbox"/> N/A	
Containers intact:	<input checked="" type="checkbox"/> Yes <input type="checkbox"/> No <input type="checkbox"/> N/A	
Unpreserved 5035A / TX1005/1006 soils frozen in 48hrs?	<input type="checkbox"/> Yes <input type="checkbox"/> No <input checked="" type="checkbox"/> N/A	
Filtered volume received for dissolved tests?	<input type="checkbox"/> Yes <input type="checkbox"/> No <input checked="" type="checkbox"/> N/A	
Sample labels match COC: Date / time / ID / analyses	<input checked="" type="checkbox"/> Yes <input type="checkbox"/> No <input type="checkbox"/> N/A	
Samples contain multiple phases? Matrix: <u>WT</u>	<input type="checkbox"/> Yes <input checked="" type="checkbox"/> No <input type="checkbox"/> N/A	
Containers requiring pH preservation in compliance? (HNO ₃ , H ₂ SO ₄ , HCl<2; NaOH>9 Sulfide, NaOH>10 Cyanide) (Exceptions: VOA, Micro, O&G, KS TPH, OK-DRO)	<input checked="" type="checkbox"/> Yes <input type="checkbox"/> No <input type="checkbox"/> N/A	
Cyanide water sample checks:	<input checked="" type="checkbox"/> N/A	
Lead acetate strip turns dark? (Record only)	<input type="checkbox"/> Yes <input type="checkbox"/> No	
Potassium iodide test strip turns blue/purple? (Preserve)	<input type="checkbox"/> Yes <input type="checkbox"/> No	
Trip Blank present:	<input type="checkbox"/> Yes <input type="checkbox"/> No <input checked="" type="checkbox"/> N/A	
Headspace in VOA vials (>6mm):	<input type="checkbox"/> Yes <input type="checkbox"/> No <input checked="" type="checkbox"/> N/A	
Samples from USDA Regulated Area: State:	<input type="checkbox"/> Yes <input type="checkbox"/> No <input checked="" type="checkbox"/> N/A	
Additional labels attached to 5035A / TX1005 vials in the field?	<input type="checkbox"/> Yes <input type="checkbox"/> No <input checked="" type="checkbox"/> N/A	

Client Notification/ Resolution: Copy COC to Client? Y / N Field Data Required? Y / N

Person Contacted: _____ Date/Time: _____

Comments/ Resolution: _____

Project Manager Review: Jami Chok _____ Date: 11/16/16

Project Manager Review: _____ Date: _____



Sample Condition Upon Receipt

WO#: 60232172



60232172

Client Name: Golden

Courier: FedEx UPS VIA Clay PEX ECI Pace Xroads Client Other

Tracking #: _____ Pace Shipping Label Used? Yes No

Custody Seal on Cooler/Box Present: Yes No Seals intact: Yes No

Packing Material: Bubble Wrap Bubble Bags Foam None Other

Thermometer Used: T-266 T-239 Type of Ice: Wet Blue None radium samples

Cooler Temperature (°C): As-read 11/17.6 Corr. Factor CF +0.7 CF -0.5 Corrected 11.8/17.8

Date and initials of person examining contents: RS 11/12/16

Temperature should be above freezing to 6°C

Chain of Custody present:	<input type="checkbox"/> Yes <input type="checkbox"/> No <input type="checkbox"/> N/A	
Chain of Custody relinquished:	<input checked="" type="checkbox"/> Yes <input type="checkbox"/> No <input type="checkbox"/> N/A	
Samples arrived within holding time:	<input checked="" type="checkbox"/> Yes <input checked="" type="checkbox"/> No <input type="checkbox"/> N/A	
Short Hold Time analyses (<72hr):	<input checked="" type="checkbox"/> Yes <input type="checkbox"/> No <input type="checkbox"/> N/A	<u>PH</u>
Rush Turn Around Time requested:	<input type="checkbox"/> Yes <input checked="" type="checkbox"/> No <input type="checkbox"/> N/A	
Sufficient volume:	<input checked="" type="checkbox"/> Yes <input type="checkbox"/> No <input type="checkbox"/> N/A	
Correct containers used:	<input checked="" type="checkbox"/> Yes <input type="checkbox"/> No <input type="checkbox"/> N/A	
Pace containers used:	<input checked="" type="checkbox"/> Yes <input type="checkbox"/> No <input type="checkbox"/> N/A	
Containers intact:	<input checked="" type="checkbox"/> Yes <input type="checkbox"/> No <input type="checkbox"/> N/A	
Unpreserved 5035A / TX1005/1006 soils frozen in 48hrs?	<input type="checkbox"/> Yes <input type="checkbox"/> No <input checked="" type="checkbox"/> N/A	
Filtered volume received for dissolved tests?	<input type="checkbox"/> Yes <input type="checkbox"/> No <input checked="" type="checkbox"/> N/A	
Sample labels match COC: Date / time / ID / analyses	<input checked="" type="checkbox"/> Yes <input type="checkbox"/> No <input type="checkbox"/> N/A	
Samples contain multiple phases? Matrix:	<input checked="" type="checkbox"/> Yes <input checked="" type="checkbox"/> No <input type="checkbox"/> N/A	
Containers requiring pH preservation in compliance? (HNO ₃ , H ₂ SO ₄ , HCl<2; NaOH>9 Sulfide, NaOH>10 Cyanide) (Exceptions: VOA, Micro, O&G, KS TPH, OK-DRO)	<input checked="" type="checkbox"/> Yes <input type="checkbox"/> No <input type="checkbox"/> N/A	
Cyanide water sample checks: <input type="checkbox"/> N/A		
Lead acetate strip turns dark? (Record only)	<input type="checkbox"/> Yes <input type="checkbox"/> No	
Potassium iodide test strip turns blue/purple? (Preserve)	<input type="checkbox"/> Yes <input type="checkbox"/> No	
Trip Blank present:	<input type="checkbox"/> Yes <input checked="" type="checkbox"/> No <input type="checkbox"/> N/A	
Headspace in VOA vials (>6mm):	<input type="checkbox"/> Yes <input type="checkbox"/> No <input checked="" type="checkbox"/> N/A	
Samples from USDA Regulated Area: State:	<input type="checkbox"/> Yes <input type="checkbox"/> No <input checked="" type="checkbox"/> N/A	
Additional labels attached to 5035A / TX1005 vials in the field?	<input type="checkbox"/> Yes <input type="checkbox"/> No <input checked="" type="checkbox"/> N/A	

Client Notification/ Resolution: Copy COC to Client? Y / N Field Data Required? Y / N

Person Contacted: _____ Date/Time: _____

Comments/ Resolution: _____

Project Manager Review: Jam Check Date: 11/14/16

January 29, 2018

Mark Haddock
Golder Associates
820 S. Main St
Suite 100
Saint Charles, MO 63301

RE: Project: AMEREN LABADIE ENERGY CTR-UWL
Pace Project No.: 60236163

Dear Mark Haddock:

Enclosed are the analytical results for sample(s) received by the laboratory on January 18, 2017. The results relate only to the samples included in this report. Results reported herein conform to the most current, applicable TNI/NELAC standards and the laboratory's Quality Assurance Manual, where applicable, unless otherwise noted in the body of the report.

REV-1, 1/3/18: Revision

REV-2, 1/29/18: Radium pulled in for L-BMW-1S and L-BMW-2S.

If you have any questions concerning this report, please feel free to contact me.

Sincerely,



Jamie Church
jamie.church@pacelabs.com
314-838-7223
Project Manager

Enclosures

cc: Ryan Feldmann, Golder
Jeffrey Ingram, Golder Associates
John Suozzi, Golder Associates



REPORT OF LABORATORY ANALYSIS

This report shall not be reproduced, except in full,
without the written consent of Pace Analytical Services, LLC.

CERTIFICATIONS

Project: AMEREN LABADIE ENERGY CTR-UWL

Pace Project No.: 60236163

Pennsylvania Certification IDs

1638 Roseytown Rd Suites 2,3&4, Greensburg, PA 15601

L-A-B DOD-ELAP Accreditation #: L2417

Alabama Certification #: 41590

Arizona Certification #: AZ0734

Arkansas Certification

California Certification #: 04222CA

Colorado Certification

Connecticut Certification #: PH-0694

Delaware Certification

Florida/TNI Certification #: E87683

Georgia Certification #: C040

Guam Certification

Hawaii Certification

Idaho Certification

Illinois Certification

Indiana Certification

Iowa Certification #: 391

Kansas/TNI Certification #: E-10358

Kentucky Certification #: 90133

Louisiana DHH/TNI Certification #: LA140008

Louisiana DEQ/TNI Certification #: 4086

Maine Certification #: PA00091

Maryland Certification #: 308

Massachusetts Certification #: M-PA1457

Michigan/PADEP Certification

Missouri Certification #: 235

Montana Certification #: Cert 0082

Nebraska Certification #: NE-05-29-14

Nevada Certification #: PA014572015-1

New Hampshire/TNI Certification #: 2976

New Jersey/TNI Certification #: PA 051

New Mexico Certification #: PA01457

New York/TNI Certification #: 10888

North Carolina Certification #: 42706

North Dakota Certification #: R-190

Oregon/TNI Certification #: PA200002

Pennsylvania/TNI Certification #: 65-00282

Puerto Rico Certification #: PA01457

Rhode Island Certification #: 65-00282

South Dakota Certification

Tennessee Certification #: TN2867

Texas/TNI Certification #: T104704188-14-8

Utah/TNI Certification #: PA014572015-5

USDA Soil Permit #: P330-14-00213

Vermont Dept. of Health: ID# VT-0282

Virgin Island/PADEP Certification

Virginia/VELAP Certification #: 460198

Washington Certification #: C868

West Virginia DEP Certification #: 143

West Virginia DHHR Certification #: 9964C

Wisconsin Certification

Wyoming Certification #: 8TMS-L

Kansas Certification IDs

9608 Loiret Boulevard, Lenexa, KS 66219

WY STR Certification #: 2456.01

Arkansas Certification #: 17-016-0

Illinois Certification #: 200030

Iowa Certification #: 118

Kansas/NELAP Certification #: E-10116

Louisiana Certification #: 03055

Nevada Certification #: KS000212018-1

Oklahoma Certification #: 9205/9935

Texas Certification #: T104704407

Utah Certification #: KS00021

Kansas Field Laboratory Accreditation: # E-92587

Missouri Certification: 10070

REPORT OF LABORATORY ANALYSIS

This report shall not be reproduced, except in full,
without the written consent of Pace Analytical Services, LLC.

SAMPLE SUMMARY

Project: AMEREN LABADIE ENERGY CTR-UWL

Pace Project No.: 60236163

Lab ID	Sample ID	Matrix	Date Collected	Date Received
60236163001	L-TMW-1	Water	01/17/17 09:18	01/18/17 04:20
60236163002	L-TMW-2	Water	01/17/17 10:26	01/18/17 04:20
60236163003	L-TMW-3	Water	01/17/17 11:40	01/18/17 04:20
60236163004	L-MW-26	Water	01/16/17 15:25	01/18/17 04:20
60236163005	L-UWL-DUP-1	Water	01/16/17 08:00	01/18/17 04:20
60236163006	L-UWL-FB-1	Water	01/17/17 08:50	01/18/17 04:20
60236163007	L-TMW-3 MS	Water	01/17/17 11:40	01/18/17 04:20
60236163008	L-TMW-3 MSD	Water	01/17/17 11:40	01/18/17 04:20
60236164005	L-BMW-1S	Water	01/16/17 11:15	01/18/17 04:20
60236164006	L-BMW-2S	Water	01/16/17 13:20	01/18/17 04:20

REPORT OF LABORATORY ANALYSIS

This report shall not be reproduced, except in full,
without the written consent of Pace Analytical Services, LLC.

SAMPLE ANALYTE COUNT

Project: AMEREN LABADIE ENERGY CTR-UWL

Pace Project No.: 60236163

Lab ID	Sample ID	Method	Analysts	Analytes Reported	Laboratory
60236163001	L-TMW-1	EPA 200.7	ZBM	8	PASI-K
		EPA 200.8	JGP	6	PASI-K
		EPA 7470	ZBM	1	PASI-K
		EPA 903.1	WRR	1	PASI-PA
		EPA 904.0	JLW	1	PASI-PA
		SM 2540C	AGO	1	PASI-K
		SM 4500-H+B	AGO	1	PASI-K
60236163002	L-TMW-2	EPA 300.0	OL	3	PASI-K
		EPA 200.7	ZBM	8	PASI-K
		EPA 200.8	JGP	6	PASI-K
		EPA 7470	ZBM	1	PASI-K
		EPA 903.1	WRR	1	PASI-PA
		EPA 904.0	JLW	1	PASI-PA
		SM 2540C	AGO	1	PASI-K
60236163003	L-TMW-3	SM 4500-H+B	HMM	1	PASI-K
		EPA 300.0	OL	3	PASI-K
		EPA 200.7	ZBM	8	PASI-K
		EPA 200.8	JGP	6	PASI-K
		EPA 7470	ZBM	1	PASI-K
		EPA 903.1	WRR	1	PASI-PA
		EPA 904.0	JLW	1	PASI-PA
60236163004	L-MW-26	SM 2540C	AGO	1	PASI-K
		SM 4500-H+B	HMM	1	PASI-K
		EPA 300.0	OL	3	PASI-K
		EPA 200.7	ZBM	8	PASI-K
		EPA 200.8	JGP	6	PASI-K
		EPA 7470	ZBM	1	PASI-K
		EPA 903.1	WRR	1	PASI-PA
60236163005	L-UWL-DUP-1	EPA 904.0	JLW	1	PASI-PA
		SM 2540C	JSS	1	PASI-K
		EPA 904.0	JLW	1	PASI-PA
		EPA 903.1	WRR	1	PASI-PA
		EPA 7470	ZBM	1	PASI-K
		EPA 200.8	JGP	6	PASI-K
		EPA 200.7	ZBM	8	PASI-K

REPORT OF LABORATORY ANALYSIS

This report shall not be reproduced, except in full,
without the written consent of Pace Analytical Services, LLC.

SAMPLE ANALYTE COUNT

Project: AMEREN LABADIE ENERGY CTR-UWL

Pace Project No.: 60236163

Lab ID	Sample ID	Method	Analysts	Analytes Reported	Laboratory
60236163006	L-UWL-FB-1	SM 2540C	JSS	1	PASI-K
		SM 4500-H+B	AGO	1	PASI-K
		EPA 300.0	OL	3	PASI-K
		EPA 200.7	ZBM	8	PASI-K
		EPA 200.8	JGP	6	PASI-K
		EPA 7470	ZBM	1	PASI-K
		EPA 903.1	WRR	1	PASI-PA
		EPA 904.0	JLW	1	PASI-PA
		SM 2540C	AGO	1	PASI-K
60236163007	L-TMW-3 MS	SM 4500-H+B	AGO	1	PASI-K
		EPA 300.0	OL	3	PASI-K
		EPA 903.1	WRR	1	PASI-PA
60236163008	L-TMW-3 MSD	EPA 904.0	JLW	1	PASI-PA
		EPA 903.1	WRR	1	PASI-PA
60236164005	L-BMW-1S	EPA 904.0	JLW	1	PASI-PA
		EPA 200.7	ZBM	8	PASI-K
		EPA 200.8	JGP	6	PASI-K
		EPA 7470	ZBM	1	PASI-K
		EPA 903.1	WRR	1	PASI-PA
		EPA 904.0	JLW	1	PASI-PA
		SM 2540C	JSS	1	PASI-K
		SM 4500-H+B	AGO	1	PASI-K
		EPA 300.0	OL	3	PASI-K
60236164006	L-BMW-2S	EPA 200.7	ZBM	8	PASI-K
		EPA 200.8	JGP	6	PASI-K
		EPA 7470	ZBM	1	PASI-K
		EPA 903.1	WRR	1	PASI-PA
		EPA 904.0	JLW	1	PASI-PA
		SM 2540C	JSS	1	PASI-K
		SM 4500-H+B	AGO	1	PASI-K
		EPA 300.0	OL	3	PASI-K

REPORT OF LABORATORY ANALYSIS

This report shall not be reproduced, except in full,
without the written consent of Pace Analytical Services, LLC.

ANALYTICAL RESULTS

Project: AMEREN LABADIE ENERGY CTR-UWL

Pace Project No.: 60236163

Sample: L-TMW-1 **Lab ID: 60236163001** Collected: 01/17/17 09:18 Received: 01/18/17 04:20 Matrix: Water

Parameters	Results	Units	PQL	MDL	DF	Prepared	Analyzed	CAS No.	Qual
200.7 Metals, Total		Analytical Method: EPA 200.7 Preparation Method: EPA 200.7							
Barium	250	ug/L	5.0	0.58	1	01/18/17 14:00	01/23/17 13:54	7440-39-3	
Beryllium	<0.26	ug/L	1.0	0.26	1	01/18/17 14:00	01/23/17 13:54	7440-41-7	
Boron	97.1J	ug/L	100	50.0	1	01/18/17 14:00	01/23/17 16:40	7440-42-8	
Calcium	137000	ug/L	100	8.1	1	01/18/17 14:00	01/23/17 13:54	7440-70-2	
Cobalt	<0.72	ug/L	5.0	0.72	1	01/18/17 14:00	01/23/17 13:54	7440-48-4	
Lead	2.5J	ug/L	5.0	2.5	1	01/18/17 14:00	01/23/17 13:54	7439-92-1	
Lithium	30.0	ug/L	10.0	4.9	1	01/18/17 14:00	01/23/17 13:54	7439-93-2	
Molybdenum	0.76J	ug/L	20.0	0.52	1	01/18/17 14:00	01/23/17 13:54	7439-98-7	
200.8 MET ICPMS		Analytical Method: EPA 200.8 Preparation Method: EPA 200.8							
Antimony	<0.058	ug/L	1.0	0.058	1	01/18/17 14:00	01/19/17 18:18	7440-36-0	
Arsenic	3.2	ug/L	1.0	0.10	1	01/18/17 14:00	01/19/17 18:18	7440-38-2	
Cadmium	0.047J	ug/L	0.50	0.029	1	01/18/17 14:00	01/19/17 18:18	7440-43-9	
Chromium	0.48J	ug/L	1.0	0.34	1	01/18/17 14:00	01/19/17 18:18	7440-47-3	
Selenium	9.3	ug/L	1.0	0.18	1	01/18/17 14:00	01/19/17 18:18	7782-49-2	
Thallium	<0.50	ug/L	1.0	0.50	1	01/18/17 14:00	01/19/17 18:18	7440-28-0	
7470 Mercury		Analytical Method: EPA 7470 Preparation Method: EPA 7470							
Mercury	<0.039	ug/L	0.20	0.039	1	02/01/17 16:15	02/02/17 14:38	7439-97-6	
2540C Total Dissolved Solids		Analytical Method: SM 2540C							
Total Dissolved Solids	576	mg/L	5.0	5.0	1		01/24/17 09:53		
4500H+ pH, Electrometric		Analytical Method: SM 4500-H+B							
pH at 25 Degrees C	7.3	Std. Units	0.10	0.10	1		01/24/17 15:40		H6
300.0 IC Anions 28 Days		Analytical Method: EPA 300.0							
Chloride	2.0	mg/L	1.0	0.50	1		01/24/17 10:26	16887-00-6	
Fluoride	0.21	mg/L	0.20	0.027	1		01/24/17 10:26	16984-48-8	
Sulfate	47.1	mg/L	5.0	0.77	5		01/25/17 14:49	14808-79-8	

REPORT OF LABORATORY ANALYSIS

This report shall not be reproduced, except in full,
without the written consent of Pace Analytical Services, LLC.

ANALYTICAL RESULTS

Project: AMEREN LABADIE ENERGY CTR-UWL

Pace Project No.: 60236163

Sample: L-TMW-2 **Lab ID: 60236163002** Collected: 01/17/17 10:26 Received: 01/18/17 04:20 Matrix: Water

Parameters	Results	Units	PQL	MDL	DF	Prepared	Analyzed	CAS No.	Qual
200.7 Metals, Total		Analytical Method: EPA 200.7 Preparation Method: EPA 200.7							
Barium	156	ug/L	5.0	0.58	1	01/18/17 14:00	01/23/17 13:56	7440-39-3	
Beryllium	<0.26	ug/L	1.0	0.26	1	01/18/17 14:00	01/23/17 13:56	7440-41-7	
Boron	118	ug/L	100	50.0	1	01/18/17 14:00	01/23/17 16:42	7440-42-8	
Calcium	156000	ug/L	100	8.1	1	01/18/17 14:00	01/23/17 13:56	7440-70-2	
Cobalt	3.8J	ug/L	5.0	0.72	1	01/18/17 14:00	01/23/17 13:56	7440-48-4	
Lead	<2.5	ug/L	5.0	2.5	1	01/18/17 14:00	01/23/17 13:56	7439-92-1	
Lithium	50.6	ug/L	10.0	4.9	1	01/18/17 14:00	01/23/17 13:56	7439-93-2	
Molybdenum	0.69J	ug/L	20.0	0.52	1	01/18/17 14:00	01/23/17 13:56	7439-98-7	
200.8 MET ICPMS		Analytical Method: EPA 200.8 Preparation Method: EPA 200.8							
Antimony	<0.058	ug/L	1.0	0.058	1	01/18/17 14:00	01/19/17 18:22	7440-36-0	
Arsenic	0.91J	ug/L	1.0	0.10	1	01/18/17 14:00	01/19/17 18:22	7440-38-2	
Cadmium	<0.029	ug/L	0.50	0.029	1	01/18/17 14:00	01/19/17 18:22	7440-43-9	
Chromium	0.51J	ug/L	1.0	0.34	1	01/18/17 14:00	01/19/17 18:22	7440-47-3	
Selenium	<0.18	ug/L	1.0	0.18	1	01/18/17 14:00	01/19/17 18:22	7782-49-2	
Thallium	<0.50	ug/L	1.0	0.50	1	01/18/17 14:00	01/19/17 18:22	7440-28-0	
7470 Mercury		Analytical Method: EPA 7470 Preparation Method: EPA 7470							
Mercury	<0.039	ug/L	0.20	0.039	1	02/01/17 16:15	02/02/17 14:40	7439-97-6	
2540C Total Dissolved Solids		Analytical Method: SM 2540C							
Total Dissolved Solids	683	mg/L	5.0	5.0	1		01/24/17 09:54		
4500H+ pH, Electrometric		Analytical Method: SM 4500-H+B							
pH at 25 Degrees C	7.2	Std. Units	0.10	0.10	1		01/25/17 10:21		H6
300.0 IC Anions 28 Days		Analytical Method: EPA 300.0							
Chloride	6.3	mg/L	1.0	0.50	1		01/24/17 10:41	16887-00-6	
Fluoride	0.15J	mg/L	0.20	0.027	1		01/24/17 10:41	16984-48-8	
Sulfate	92.5	mg/L	10.0	1.5	10		01/25/17 15:03	14808-79-8	

REPORT OF LABORATORY ANALYSIS

This report shall not be reproduced, except in full,
without the written consent of Pace Analytical Services, LLC.

ANALYTICAL RESULTS

Project: AMEREN LABADIE ENERGY CTR-UWL

Pace Project No.: 60236163

Sample: L-TMW-3 **Lab ID: 60236163003** Collected: 01/17/17 11:40 Received: 01/18/17 04:20 Matrix: Water

Parameters	Results	Units	PQL	MDL	DF	Prepared	Analyzed	CAS No.	Qual
200.7 Metals, Total		Analytical Method: EPA 200.7 Preparation Method: EPA 200.7							
Barium	271	ug/L	5.0	0.58	1	01/18/17 14:00	01/23/17 13:58	7440-39-3	
Beryllium	<0.26	ug/L	1.0	0.26	1	01/18/17 14:00	01/23/17 13:58	7440-41-7	
Boron	124	ug/L	100	50.0	1	01/18/17 14:00	01/23/17 16:56	7440-42-8	
Calcium	166000	ug/L	100	8.1	1	01/18/17 14:00	01/23/17 13:58	7440-70-2	M1
Cobalt	2.8J	ug/L	5.0	0.72	1	01/18/17 14:00	01/23/17 13:58	7440-48-4	
Lead	<2.5	ug/L	5.0	2.5	1	01/18/17 14:00	01/23/17 13:58	7439-92-1	
Lithium	45.0	ug/L	10.0	4.9	1	01/18/17 14:00	01/23/17 13:58	7439-93-2	
Molybdenum	0.79J	ug/L	20.0	0.52	1	01/18/17 14:00	01/23/17 13:58	7439-98-7	
200.8 MET ICPMS		Analytical Method: EPA 200.8 Preparation Method: EPA 200.8							
Antimony	<0.058	ug/L	1.0	0.058	1	01/18/17 14:00	01/19/17 18:26	7440-36-0	
Arsenic	5.6	ug/L	1.0	0.10	1	01/18/17 14:00	01/19/17 18:26	7440-38-2	
Cadmium	0.073J	ug/L	0.50	0.029	1	01/18/17 14:00	01/19/17 18:26	7440-43-9	
Chromium	0.53J	ug/L	1.0	0.34	1	01/18/17 14:00	01/19/17 18:26	7440-47-3	
Selenium	<0.18	ug/L	1.0	0.18	1	01/18/17 14:00	01/19/17 18:26	7782-49-2	
Thallium	<0.50	ug/L	1.0	0.50	1	01/18/17 14:00	01/19/17 18:26	7440-28-0	
7470 Mercury		Analytical Method: EPA 7470 Preparation Method: EPA 7470							
Mercury	<0.039	ug/L	0.20	0.039	1	02/01/17 16:15	02/02/17 14:43	7439-97-6	
2540C Total Dissolved Solids		Analytical Method: SM 2540C							
Total Dissolved Solids	668	mg/L	5.0	5.0	1		01/24/17 09:54		
4500H+ pH, Electrometric		Analytical Method: SM 4500-H+B							
pH at 25 Degrees C	7.0	Std. Units	0.10	0.10	1		01/25/17 10:30		H6
300.0 IC Anions 28 Days		Analytical Method: EPA 300.0							
Chloride	6.6	mg/L	1.0	0.50	1		01/24/17 10:57	16887-00-6	
Fluoride	0.15J	mg/L	0.20	0.027	1		01/24/17 10:57	16984-48-8	
Sulfate	73.5	mg/L	5.0	0.77	5		01/25/17 15:16	14808-79-8	

REPORT OF LABORATORY ANALYSIS

This report shall not be reproduced, except in full,
without the written consent of Pace Analytical Services, LLC.

ANALYTICAL RESULTS

Project: AMEREN LABADIE ENERGY CTR-UWL

Pace Project No.: 60236163

Sample: L-MW-26 **Lab ID: 60236163004** Collected: 01/16/17 15:25 Received: 01/18/17 04:20 Matrix: Water

Parameters	Results	Units	PQL	MDL	DF	Prepared	Analyzed	CAS No.	Qual
200.7 Metals, Total		Analytical Method: EPA 200.7 Preparation Method: EPA 200.7							
Barium	192	ug/L	5.0	0.58	1	01/18/17 14:00	01/23/17 14:09	7440-39-3	
Beryllium	<0.26	ug/L	1.0	0.26	1	01/18/17 14:00	01/23/17 14:09	7440-41-7	
Boron	59.4J	ug/L	100	50.0	1	01/18/17 14:00	01/23/17 16:45	7440-42-8	
Calcium	143000	ug/L	100	8.1	1	01/18/17 14:00	01/23/17 16:45	7440-70-2	
Cobalt	<0.72	ug/L	5.0	0.72	1	01/18/17 14:00	01/23/17 14:09	7440-48-4	
Lead	<2.5	ug/L	5.0	2.5	1	01/18/17 14:00	01/23/17 14:09	7439-92-1	
Lithium	24.5	ug/L	10.0	4.9	1	01/18/17 14:00	01/23/17 14:09	7439-93-2	
Molybdenum	0.55J	ug/L	20.0	0.52	1	01/18/17 14:00	01/23/17 14:09	7439-98-7	
200.8 MET ICPMS		Analytical Method: EPA 200.8 Preparation Method: EPA 200.8							
Antimony	0.079J	ug/L	1.0	0.058	1	01/18/17 14:00	01/19/17 18:53	7440-36-0	
Arsenic	<0.10	ug/L	1.0	0.10	1	01/18/17 14:00	01/19/17 18:53	7440-38-2	
Cadmium	0.066J	ug/L	0.50	0.029	1	01/18/17 14:00	01/19/17 18:53	7440-43-9	
Chromium	0.45J	ug/L	1.0	0.34	1	01/18/17 14:00	01/19/17 18:53	7440-47-3	
Selenium	18.2	ug/L	1.0	0.18	1	01/18/17 14:00	01/19/17 18:53	7782-49-2	
Thallium	<0.50	ug/L	1.0	0.50	1	01/18/17 14:00	01/19/17 18:53	7440-28-0	
7470 Mercury		Analytical Method: EPA 7470 Preparation Method: EPA 7470							
Mercury	<0.039	ug/L	0.20	0.039	1	02/01/17 16:15	02/02/17 14:49	7439-97-6	
2540C Total Dissolved Solids		Analytical Method: SM 2540C							
Total Dissolved Solids	493	mg/L	5.0	5.0	1		01/20/17 09:58		
4500H+ pH, Electrometric		Analytical Method: SM 4500-H+B							
pH at 25 Degrees C	7.2	Std. Units	0.10	0.10	1		01/24/17 15:40		H6
300.0 IC Anions 28 Days		Analytical Method: EPA 300.0							
Chloride	4.6	mg/L	1.0	0.50	1		01/24/17 12:14	16887-00-6	
Fluoride	0.17J	mg/L	0.20	0.027	1		01/24/17 12:14	16984-48-8	
Sulfate	28.4	mg/L	2.0	0.31	2		01/25/17 15:58	14808-79-8	

REPORT OF LABORATORY ANALYSIS

This report shall not be reproduced, except in full,
without the written consent of Pace Analytical Services, LLC.

ANALYTICAL RESULTS

Project: AMEREN LABADIE ENERGY CTR-UWL

Pace Project No.: 60236163

Sample: L-UWL-DUP-1 **Lab ID:** 60236163005 Collected: 01/16/17 08:00 Received: 01/18/17 04:20 Matrix: Water

Parameters	Results	Units	PQL	MDL	DF	Prepared	Analyzed	CAS No.	Qual
200.7 Metals, Total		Analytical Method: EPA 200.7 Preparation Method: EPA 200.7							
Barium	201	ug/L	5.0	0.58	1	01/18/17 14:00	01/23/17 14:11	7440-39-3	
Beryllium	<0.26	ug/L	1.0	0.26	1	01/18/17 14:00	01/23/17 14:11	7440-41-7	
Boron	65.4J	ug/L	100	50.0	1	01/18/17 14:00	01/23/17 16:51	7440-42-8	
Calcium	158000	ug/L	100	8.1	1	01/18/17 14:00	01/23/17 16:51	7440-70-2	
Cobalt	<0.72	ug/L	5.0	0.72	1	01/18/17 14:00	01/23/17 14:11	7440-48-4	
Lead	<2.5	ug/L	5.0	2.5	1	01/18/17 14:00	01/23/17 14:11	7439-92-1	
Lithium	25.3	ug/L	10.0	4.9	1	01/18/17 14:00	01/23/17 14:11	7439-93-2	
Molybdenum	0.54J	ug/L	20.0	0.52	1	01/18/17 14:00	01/23/17 14:11	7439-98-7	
200.8 MET ICPMS		Analytical Method: EPA 200.8 Preparation Method: EPA 200.8							
Antimony	0.089J	ug/L	1.0	0.058	1	01/18/17 14:00	01/19/17 18:57	7440-36-0	
Arsenic	0.25J	ug/L	1.0	0.10	1	01/18/17 14:00	01/19/17 18:57	7440-38-2	
Cadmium	0.084J	ug/L	0.50	0.029	1	01/18/17 14:00	01/19/17 18:57	7440-43-9	
Chromium	0.44J	ug/L	1.0	0.34	1	01/18/17 14:00	01/19/17 18:57	7440-47-3	
Selenium	20.2	ug/L	1.0	0.18	1	01/18/17 14:00	01/19/17 18:57	7782-49-2	
Thallium	<0.50	ug/L	1.0	0.50	1	01/18/17 14:00	01/19/17 18:57	7440-28-0	
7470 Mercury		Analytical Method: EPA 7470 Preparation Method: EPA 7470							
Mercury	<0.039	ug/L	0.20	0.039	1	02/01/17 16:15	02/02/17 14:52	7439-97-6	
2540C Total Dissolved Solids		Analytical Method: SM 2540C							
Total Dissolved Solids	477	mg/L	5.0	5.0	1		01/20/17 09:59		
4500H+ pH, Electrometric		Analytical Method: SM 4500-H+B							
pH at 25 Degrees C	7.3	Std. Units	0.10	0.10	1		01/24/17 15:35		H6
300.0 IC Anions 28 Days		Analytical Method: EPA 300.0							
Chloride	4.6	mg/L	1.0	0.50	1		01/24/17 12:29	16887-00-6	
Fluoride	0.17J	mg/L	0.20	0.027	1		01/24/17 12:29	16984-48-8	
Sulfate	28.7	mg/L	2.0	0.31	2		01/25/17 16:11	14808-79-8	

REPORT OF LABORATORY ANALYSIS

This report shall not be reproduced, except in full,
without the written consent of Pace Analytical Services, LLC.

ANALYTICAL RESULTS

Project: AMEREN LABADIE ENERGY CTR-UWL

Pace Project No.: 60236163

Sample: L-UWL-FB-1 **Lab ID:** 60236163006 Collected: 01/17/17 08:50 Received: 01/18/17 04:20 Matrix: Water

Parameters	Results	Units	PQL	MDL	DF	Prepared	Analyzed	CAS No.	Qual
200.7 Metals, Total		Analytical Method: EPA 200.7 Preparation Method: EPA 200.7							
Barium	<0.58	ug/L	5.0	0.58	1	01/18/17 14:00	01/23/17 14:13	7440-39-3	
Beryllium	<0.26	ug/L	1.0	0.26	1	01/18/17 14:00	01/23/17 14:13	7440-41-7	
Boron	<50.0	ug/L	100	50.0	1	01/18/17 14:00	01/23/17 16:53	7440-42-8	
Calcium	21.8J	ug/L	100	8.1	1	01/18/17 14:00	01/23/17 16:53	7440-70-2	B
Cobalt	<0.72	ug/L	5.0	0.72	1	01/18/17 14:00	01/23/17 14:13	7440-48-4	
Lead	<2.5	ug/L	5.0	2.5	1	01/18/17 14:00	01/23/17 14:13	7439-92-1	
Lithium	<4.9	ug/L	10.0	4.9	1	01/18/17 14:00	01/23/17 14:13	7439-93-2	
Molybdenum	<0.52	ug/L	20.0	0.52	1	01/18/17 14:00	01/23/17 14:13	7439-98-7	
200.8 MET ICPMS		Analytical Method: EPA 200.8 Preparation Method: EPA 200.8							
Antimony	<0.058	ug/L	1.0	0.058	1	01/18/17 14:00	01/19/17 18:48	7440-36-0	
Arsenic	<0.10	ug/L	1.0	0.10	1	01/18/17 14:00	01/19/17 18:48	7440-38-2	
Cadmium	<0.029	ug/L	0.50	0.029	1	01/18/17 14:00	01/19/17 18:48	7440-43-9	
Chromium	0.70J	ug/L	1.0	0.34	1	01/18/17 14:00	01/19/17 18:48	7440-47-3	
Selenium	<0.18	ug/L	1.0	0.18	1	01/18/17 14:00	01/19/17 18:48	7782-49-2	
Thallium	<0.50	ug/L	1.0	0.50	1	01/18/17 14:00	01/19/17 18:48	7440-28-0	
7470 Mercury		Analytical Method: EPA 7470 Preparation Method: EPA 7470							
Mercury	<0.039	ug/L	0.20	0.039	1	02/01/17 16:15	02/02/17 14:54	7439-97-6	
2540C Total Dissolved Solids		Analytical Method: SM 2540C							
Total Dissolved Solids	<5.0	mg/L	5.0	5.0	1		01/24/17 09:55		
4500H+ pH, Electrometric		Analytical Method: SM 4500-H+B							
pH at 25 Degrees C	7.7	Std. Units	0.10	0.10	1		01/24/17 15:40		H6
300.0 IC Anions 28 Days		Analytical Method: EPA 300.0							
Chloride	<0.50	mg/L	1.0	0.50	1		01/24/17 12:45	16887-00-6	
Fluoride	<0.027	mg/L	0.20	0.027	1		01/24/17 12:45	16984-48-8	
Sulfate	<0.15	mg/L	1.0	0.15	1		01/24/17 12:45	14808-79-8	

REPORT OF LABORATORY ANALYSIS

This report shall not be reproduced, except in full,
without the written consent of Pace Analytical Services, LLC.

ANALYTICAL RESULTS

Project: AMEREN LABADIE ENERGY CTR-UWL

Pace Project No.: 60236163

Sample: L-BMW-1S **Lab ID: 60236164005** Collected: 01/16/17 11:15 Received: 01/18/17 04:20 Matrix: Water

Parameters	Results	Units	PQL	MDL	DF	Prepared	Analyzed	CAS No.	Qual
200.7 Metals, Total		Analytical Method: EPA 200.7 Preparation Method: EPA 200.7							
Barium	359	ug/L	5.0	0.58	1	01/18/17 14:00	01/27/17 10:23	7440-39-3	
Beryllium	<0.26	ug/L	1.0	0.26	1	01/18/17 14:00	01/27/17 10:23	7440-41-7	
Boron	105	ug/L	100	50.0	1	01/18/17 14:00	01/27/17 10:23	7440-42-8	
Calcium	204000	ug/L	100	8.1	1	01/18/17 14:00	01/27/17 10:23	7440-70-2	
Cobalt	0.81J	ug/L	5.0	0.72	1	01/18/17 14:00	01/27/17 10:23	7440-48-4	
Lead	2.7J	ug/L	5.0	2.5	1	01/18/17 14:00	01/27/17 10:23	7439-92-1	
Lithium	17.6	ug/L	10.0	4.9	1	01/18/17 14:00	01/27/17 10:23	7439-93-2	
Molybdenum	1.4J	ug/L	20.0	0.52	1	01/18/17 14:00	01/27/17 10:23	7439-98-7	
200.8 MET ICPMS		Analytical Method: EPA 200.8 Preparation Method: EPA 200.8							
Antimony	<0.058	ug/L	1.0	0.058	1	01/18/17 14:00	01/19/17 16:33	7440-36-0	
Arsenic	22.4	ug/L	1.0	0.10	1	01/18/17 14:00	01/19/17 16:33	7440-38-2	
Cadmium	<0.029	ug/L	0.50	0.029	1	01/18/17 14:00	01/19/17 16:33	7440-43-9	
Chromium	0.89J	ug/L	1.0	0.34	1	01/18/17 14:00	01/19/17 16:33	7440-47-3	B
Selenium	<0.18	ug/L	1.0	0.18	1	01/18/17 14:00	01/19/17 16:33	7782-49-2	
Thallium	<0.50	ug/L	1.0	0.50	1	01/18/17 14:00	01/19/17 16:33	7440-28-0	
7470 Mercury		Analytical Method: EPA 7470 Preparation Method: EPA 7470							
Mercury	<0.039	ug/L	0.20	0.039	1	02/02/17 15:15	02/03/17 11:21	7439-97-6	
2540C Total Dissolved Solids		Analytical Method: SM 2540C							
Total Dissolved Solids	704	mg/L	5.0	5.0	1		01/20/17 10:00		
4500H+ pH, Electrometric		Analytical Method: SM 4500-H+B							
pH at 25 Degrees C	7.0	Std. Units	0.10	0.10	1		01/24/17 15:40		H6
300.0 IC Anions 28 Days		Analytical Method: EPA 300.0							
Chloride	7.4	mg/L	1.0	0.50	1		01/24/17 14:17	16887-00-6	
Fluoride	0.13J	mg/L	0.20	0.027	1		01/24/17 14:17	16984-48-8	
Sulfate	42.9	mg/L	5.0	0.77	5		01/25/17 18:01	14808-79-8	

REPORT OF LABORATORY ANALYSIS

This report shall not be reproduced, except in full,
without the written consent of Pace Analytical Services, LLC.

ANALYTICAL RESULTS

Project: AMEREN LABADIE ENERGY CTR-UWL

Pace Project No.: 60236163

Sample: L-BMW-2S **Lab ID: 60236164006** Collected: 01/16/17 13:20 Received: 01/18/17 04:20 Matrix: Water

Parameters	Results	Units	PQL	MDL	DF	Prepared	Analyzed	CAS No.	Qual
200.7 Metals, Total		Analytical Method: EPA 200.7 Preparation Method: EPA 200.7							
Barium	232	ug/L	5.0	0.58	1	01/18/17 14:00	01/27/17 10:25	7440-39-3	
Beryllium	<0.26	ug/L	1.0	0.26	1	01/18/17 14:00	01/27/17 10:25	7440-41-7	
Boron	<50.0	ug/L	100	50.0	1	01/18/17 14:00	01/27/17 10:25	7440-42-8	
Calcium	116000	ug/L	100	8.1	1	01/18/17 14:00	01/27/17 10:25	7440-70-2	
Cobalt	<0.72	ug/L	5.0	0.72	1	01/18/17 14:00	01/27/17 10:25	7440-48-4	
Lead	3.1J	ug/L	5.0	2.5	1	01/18/17 14:00	01/27/17 10:25	7439-92-1	
Lithium	16.6	ug/L	10.0	4.9	1	01/18/17 14:00	01/27/17 10:25	7439-93-2	
Molybdenum	1.9J	ug/L	20.0	0.52	1	01/18/17 14:00	01/27/17 10:25	7439-98-7	
200.8 MET ICPMS		Analytical Method: EPA 200.8 Preparation Method: EPA 200.8							
Antimony	0.18J	ug/L	1.0	0.058	1	01/18/17 14:00	01/19/17 16:46	7440-36-0	
Arsenic	0.26J	ug/L	1.0	0.10	1	01/18/17 14:00	01/19/17 16:46	7440-38-2	
Cadmium	0.054J	ug/L	0.50	0.029	1	01/18/17 14:00	01/19/17 16:46	7440-43-9	
Chromium	0.53J	ug/L	1.0	0.34	1	01/18/17 14:00	01/19/17 16:46	7440-47-3	B
Selenium	1.7	ug/L	1.0	0.18	1	01/18/17 14:00	01/19/17 16:46	7782-49-2	
Thallium	<0.50	ug/L	1.0	0.50	1	01/18/17 14:00	01/19/17 16:46	7440-28-0	
7470 Mercury		Analytical Method: EPA 7470 Preparation Method: EPA 7470							
Mercury	<0.039	ug/L	0.20	0.039	1	02/02/17 15:15	02/03/17 11:23	7439-97-6	
2540C Total Dissolved Solids		Analytical Method: SM 2540C							
Total Dissolved Solids	366	mg/L	5.0	5.0	1		01/20/17 10:01		
4500H+ pH, Electrometric		Analytical Method: SM 4500-H+B							
pH at 25 Degrees C	7.3	Std. Units	0.10	0.10	1		01/24/17 15:40		H6
300.0 IC Anions 28 Days		Analytical Method: EPA 300.0							
Chloride	2.5	mg/L	1.0	0.50	1		01/24/17 14:32	16887-00-6	
Fluoride	0.18J	mg/L	0.20	0.027	1		01/24/17 14:32	16984-48-8	
Sulfate	12.8	mg/L	1.0	0.15	1		01/24/17 14:32	14808-79-8	

REPORT OF LABORATORY ANALYSIS

This report shall not be reproduced, except in full,
without the written consent of Pace Analytical Services, LLC.

QUALITY CONTROL DATA

Project: AMEREN LABADIE ENERGY CTR-UWL

Pace Project No.: 60236163

QC Batch: 464115 Analysis Method: EPA 7470

QC Batch Method: EPA 7470 Analysis Description: 7470 Mercury

Associated Lab Samples: 60236163001, 60236163002, 60236163003, 60236163004, 60236163005, 60236163006

METHOD BLANK: 1899425 Matrix: Water

Associated Lab Samples: 60236163001, 60236163002, 60236163003, 60236163004, 60236163005, 60236163006

Parameter	Units	Blank Result	Reporting Limit	MDL	Analyzed	Qualifiers
Mercury	ug/L	<0.039	0.20	0.039	02/02/17 13:58	

LABORATORY CONTROL SAMPLE: 1899426

Parameter	Units	Spike Conc.	LCS Result	LCS % Rec	% Rec Limits	Qualifiers
Mercury	ug/L	5	5.0	100	80-120	

MATRIX SPIKE & MATRIX SPIKE DUPLICATE: 1899427 1899428

Parameter	Units	60236163003		1899427		1899428		% Rec Limits	RPD	Max RPD	Qual	
		MS Result	MSD Spike Conc.	MS Spike Conc.	MSD Spike Conc.	MS Result	MSD Result					MS % Rec
Mercury	ug/L	<0.039	5	5	5	5.2	4.8	103	95	75-125	8	20

Results presented on this page are in the units indicated by the "Units" column except where an alternate unit is presented to the right of the result.

REPORT OF LABORATORY ANALYSIS

This report shall not be reproduced, except in full,
without the written consent of Pace Analytical Services, LLC.

QUALITY CONTROL DATA

Project: AMEREN LABADIE ENERGY CTR-UWL

Pace Project No.: 60236163

QC Batch: 464216

Analysis Method: EPA 7470

QC Batch Method: EPA 7470

Analysis Description: 7470 Mercury

Associated Lab Samples: 60236164005, 60236164006

METHOD BLANK: 1899875

Matrix: Water

Associated Lab Samples: 60236164005, 60236164006

Parameter	Units	Blank Result	Reporting Limit	MDL	Analyzed	Qualifiers
Mercury	ug/L	<0.039	0.20	0.039	02/03/17 11:03	

LABORATORY CONTROL SAMPLE: 1899876

Parameter	Units	Spike Conc.	LCS Result	LCS % Rec	% Rec Limits	Qualifiers
Mercury	ug/L	5	5.1	102	80-120	

MATRIX SPIKE & MATRIX SPIKE DUPLICATE: 1899877 1899878

Parameter	Units	60236164001		60236164005		60236164006		% Rec Limits	RPD	Max RPD	Qual
		MS Result	MSD Spike Conc.	MS Result	MSD Spike Conc.	MS Result	MSD Spike Conc.				
Mercury	ug/L	<0.039	5	5	5.0	5.0	100	99	75-125	1	20

Results presented on this page are in the units indicated by the "Units" column except where an alternate unit is presented to the right of the result.

REPORT OF LABORATORY ANALYSIS

This report shall not be reproduced, except in full,
without the written consent of Pace Analytical Services, LLC.

QUALITY CONTROL DATA

Project: AMEREN LABADIE ENERGY CTR-UWL

Pace Project No.: 60236163

QC Batch: 462397

Analysis Method: EPA 200.7

QC Batch Method: EPA 200.7

Analysis Description: 200.7 Metals, Total

Associated Lab Samples: 60236163001, 60236163002, 60236163003, 60236163004, 60236163005, 60236163006

METHOD BLANK: 1893084

Matrix: Water

Associated Lab Samples: 60236163001, 60236163002, 60236163003, 60236163004, 60236163005, 60236163006

Parameter	Units	Blank Result	Reporting Limit	MDL	Analyzed	Qualifiers
Barium	ug/L	<0.58	5.0	0.58	01/23/17 13:17	
Beryllium	ug/L	<0.26	1.0	0.26	01/23/17 13:17	
Boron	ug/L	<50.0	100	50.0	01/23/17 13:17	
Calcium	ug/L	14.3J	100	8.1	01/23/17 13:17	
Cobalt	ug/L	<0.72	5.0	0.72	01/23/17 13:17	
Lead	ug/L	<2.5	5.0	2.5	01/23/17 13:17	
Lithium	ug/L	<4.9	10.0	4.9	01/23/17 13:17	
Molybdenum	ug/L	<0.52	20.0	0.52	01/23/17 13:17	

LABORATORY CONTROL SAMPLE: 1893085

Parameter	Units	Spike Conc.	LCS Result	LCS % Rec	% Rec Limits	Qualifiers
Barium	ug/L	1000	926	93	85-115	
Beryllium	ug/L	1000	924	92	85-115	
Boron	ug/L	1000	922	92	85-115	
Calcium	ug/L	10000	8990	90	85-115	
Cobalt	ug/L	1000	971	97	85-115	
Lead	ug/L	1000	961	96	85-115	
Lithium	ug/L	1000	966	97	85-115	
Molybdenum	ug/L	1000	984	98	85-115	

MATRIX SPIKE SAMPLE: 1893086

Parameter	Units	60236162001 Result	Spike Conc.	MS Result	MS % Rec	% Rec Limits	Qualifiers
Barium	ug/L	410	1000	1360	95	70-130	
Beryllium	ug/L	<0.26	1000	948	95	70-130	
Boron	ug/L	555	1000	1490	94	70-130	
Calcium	ug/L	121000	10000	130000	86	70-130	
Cobalt	ug/L	<0.72	1000	949	95	70-130	
Lead	ug/L	3.6J	1000	936	93	70-130	
Lithium	ug/L	24.4	1000	1010	99	70-130	
Molybdenum	ug/L	1.8J	1000	1000	100	70-130	

Results presented on this page are in the units indicated by the "Units" column except where an alternate unit is presented to the right of the result.

REPORT OF LABORATORY ANALYSIS

This report shall not be reproduced, except in full,
without the written consent of Pace Analytical Services, LLC.

QUALITY CONTROL DATA

Project: AMEREN LABADIE ENERGY CTR-UWL

Pace Project No.: 60236163

Parameter	Units	1893087		1893088		MS Result	MSD Result	MS % Rec	MSD % Rec	% Rec Limits	Max RPD	Qual
		60236163003 Result	MS Spike Conc.	MSD Spike Conc.	MS Result							
Barium	ug/L	271	1000	1000	1220	1210	95	94	70-130	1	20	
Beryllium	ug/L	<0.26	1000	1000	947	924	95	92	70-130	2	20	
Boron	ug/L	124	1000	1000	1180	1160	106	104	70-130	2	20	
Calcium	ug/L	166000	10000	10000	172000	175000	61	92	70-130	2	20	M1
Cobalt	ug/L	2.8J	1000	1000	985	950	98	95	70-130	4	20	
Lead	ug/L	<2.5	1000	1000	970	942	97	94	70-130	3	20	
Lithium	ug/L	45.0	1000	1000	1060	1030	101	99	70-130	2	20	
Molybdenum	ug/L	0.79J	1000	1000	1030	997	103	100	70-130	4	20	

Results presented on this page are in the units indicated by the "Units" column except where an alternate unit is presented to the right of the result.

REPORT OF LABORATORY ANALYSIS

This report shall not be reproduced, except in full,
without the written consent of Pace Analytical Services, LLC.

QUALITY CONTROL DATA

Project: AMEREN LABADIE ENERGY CTR-UWL

Pace Project No.: 60236163

QC Batch: 462399 Analysis Method: EPA 200.7
 QC Batch Method: EPA 200.7 Analysis Description: 200.7 Metals, Total
 Associated Lab Samples: 60236164005, 60236164006

METHOD BLANK: 1893094 Matrix: Water

Associated Lab Samples: 60236164005, 60236164006

Parameter	Units	Blank Result	Reporting Limit	MDL	Analyzed	Qualifiers
Barium	ug/L	<0.91	5.0	0.91	01/27/17 10:05	
Beryllium	ug/L	<0.16	1.0	0.16	01/27/17 10:05	
Boron	ug/L	<3.5	100	3.5	01/27/17 10:05	
Calcium	ug/L	<36.0	100	36.0	01/27/17 10:05	
Cobalt	ug/L	<0.73	5.0	0.73	01/27/17 10:05	
Lead	ug/L	<2.4	5.0	2.4	01/27/17 10:05	
Lithium	ug/L	<2.9	10.0	2.9	01/27/17 10:05	
Molybdenum	ug/L	<1.3	20.0	1.3	01/27/17 10:05	

LABORATORY CONTROL SAMPLE: 1893095

Parameter	Units	Spike Conc.	LCS Result	LCS % Rec	% Rec Limits	Qualifiers
Barium	ug/L	1000	1040	104	85-115	
Beryllium	ug/L	1000	1030	103	85-115	
Boron	ug/L	1000	967	97	85-115	
Calcium	ug/L	10000	9860	99	85-115	
Cobalt	ug/L	1000	989	99	85-115	
Lead	ug/L	1000	1040	104	85-115	
Lithium	ug/L	1000	1070	107	85-115	
Molybdenum	ug/L	1000	992	99	85-115	

MATRIX SPIKE & MATRIX SPIKE DUPLICATE: 1893096 1893097

Parameter	Units	60236164001		MSD		MS		MSD		% Rec Limits	RPD	Max RPD	Qual
		Result	MS Spike Conc.	Spike Conc.	Result	MSD Result	% Rec	% Rec					
Barium	ug/L	52.0	1000	1000	1120	1080	107	102	70-130	4	20		
Beryllium	ug/L	<0.26	1000	1000	1060	1020	106	102	70-130	4	20		
Boron	ug/L	6860	1000	1000	8080	7590	123	74	70-130	6	20		
Calcium	ug/L	68900	10000	10000	80700	75500	118	67	70-130	7	20 M1		
Cobalt	ug/L	<0.72	1000	1000	995	968	99	97	70-130	3	20		
Lead	ug/L	<2.5	1000	1000	1030	1000	103	100	70-130	3	20		
Lithium	ug/L	15.2	1000	1000	1120	1080	110	106	70-130	4	20		
Molybdenum	ug/L	115	1000	1000	1130	1100	102	98	70-130	3	20		

Results presented on this page are in the units indicated by the "Units" column except where an alternate unit is presented to the right of the result.

REPORT OF LABORATORY ANALYSIS

This report shall not be reproduced, except in full,
without the written consent of Pace Analytical Services, LLC.

QUALITY CONTROL DATA

Project: AMEREN LABADIE ENERGY CTR-UWL

Pace Project No.: 60236163

QC Batch: 462398

Analysis Method: EPA 200.8

QC Batch Method: EPA 200.8

Analysis Description: 200.8 MET

Associated Lab Samples: 60236163001, 60236163002, 60236163003, 60236163004, 60236163005, 60236163006

METHOD BLANK: 1893089

Matrix: Water

Associated Lab Samples: 60236163001, 60236163002, 60236163003, 60236163004, 60236163005, 60236163006

Parameter	Units	Blank Result	Reporting Limit	MDL	Analyzed	Qualifiers
Antimony	ug/L	<0.058	1.0	0.058	01/19/17 17:04	
Arsenic	ug/L	<0.10	1.0	0.10	01/19/17 17:04	
Cadmium	ug/L	<0.029	0.50	0.029	01/19/17 17:04	
Chromium	ug/L	<0.34	1.0	0.34	01/19/17 17:04	
Selenium	ug/L	<0.18	1.0	0.18	01/19/17 17:04	
Thallium	ug/L	<0.50	1.0	0.50	01/19/17 17:04	

LABORATORY CONTROL SAMPLE: 1893090

Parameter	Units	Spike Conc.	LCS Result	LCS % Rec	% Rec Limits	Qualifiers
Antimony	ug/L	40	41.4	104	85-115	
Arsenic	ug/L	40	42.1	105	85-115	
Cadmium	ug/L	40	41.7	104	85-115	
Chromium	ug/L	40	40.4	101	85-115	
Selenium	ug/L	40	42.5	106	85-115	
Thallium	ug/L	40	37.8	94	85-115	

MATRIX SPIKE SAMPLE: 1893091

Parameter	Units	60236162002 Result	Spike Conc.	MS Result	MS % Rec	% Rec Limits	Qualifiers
Antimony	ug/L	<0.058	40	40.9	102	70-130	
Arsenic	ug/L	2.9	40	43.8	102	70-130	
Cadmium	ug/L	<0.029	40	39.3	98	70-130	
Chromium	ug/L	0.39J	40	39.5	98	70-130	
Selenium	ug/L	<0.18	40	38.2	95	70-130	
Thallium	ug/L	<0.50	40	40.5	101	70-130	

MATRIX SPIKE & MATRIX SPIKE DUPLICATE: 1893092 1893093

Parameter	Units	60236163003 Result	MS		MSD		MS % Rec	MSD % Rec	% Rec Limits	Max RPD	Qual
			Spike Conc.	Spike Conc.	MS Result	MSD Result					
Antimony	ug/L	<0.058	40	40	40.8	40.6	102	101	70-130	1	20
Arsenic	ug/L	5.6	40	40	45.4	44.8	100	98	70-130	1	20
Cadmium	ug/L	0.073J	40	40	38.8	38.9	97	97	70-130	0	20
Chromium	ug/L	0.53J	40	40	37.7	38.4	93	95	70-130	2	20
Selenium	ug/L	<0.18	40	40	37.6	38.5	94	96	70-130	2	20
Thallium	ug/L	<0.50	40	40	36.9	38.0	91	94	70-130	3	20

Results presented on this page are in the units indicated by the "Units" column except where an alternate unit is presented to the right of the result.

REPORT OF LABORATORY ANALYSIS

This report shall not be reproduced, except in full,
without the written consent of Pace Analytical Services, LLC.

QUALITY CONTROL DATA

Project: AMEREN LABADIE ENERGY CTR-UWL

Pace Project No.: 60236163

QC Batch: 462400 Analysis Method: EPA 200.8

QC Batch Method: EPA 200.8 Analysis Description: 200.8 MET

Associated Lab Samples: 60236164005, 60236164006

METHOD BLANK: 1893098 Matrix: Water

Associated Lab Samples: 60236164005, 60236164006

Parameter	Units	Blank Result	Reporting Limit	MDL	Analyzed	Qualifiers
Antimony	ug/L	<0.058	1.0	0.058	01/19/17 15:54	
Arsenic	ug/L	<0.10	1.0	0.10	01/19/17 15:54	
Cadmium	ug/L	<0.029	0.50	0.029	01/19/17 15:54	
Chromium	ug/L	0.40J	1.0	0.34	01/19/17 15:54	
Selenium	ug/L	<0.18	1.0	0.18	01/19/17 15:54	
Thallium	ug/L	<0.50	1.0	0.50	01/19/17 15:54	

LABORATORY CONTROL SAMPLE: 1893099

Parameter	Units	Spike Conc.	LCS Result	LCS % Rec	% Rec Limits	Qualifiers
Antimony	ug/L	40	40.2	101	85-115	
Arsenic	ug/L	40	41.4	103	85-115	
Cadmium	ug/L	40	41.0	102	85-115	
Chromium	ug/L	40	40.2	101	85-115	
Selenium	ug/L	40	42.2	106	85-115	
Thallium	ug/L	40	39.8	99	85-115	

MATRIX SPIKE & MATRIX SPIKE DUPLICATE: 1893100 1893101

Parameter	Units	MS		MSD		MS % Rec	MSD % Rec	% Rec Limits	RPD	Max RPD	Qual
		60236164001 Result	Spike Conc.	Spike Conc.	Result						
Antimony	ug/L	<0.058	40	40	41.0	40.2	102	100	70-130	2	20
Arsenic	ug/L	32.1	40	40	72.1	72.0	100	100	70-130	0	20
Cadmium	ug/L	<0.029	40	40	39.7	38.8	99	97	70-130	2	20
Chromium	ug/L	0.37J	40	40	40.1	39.7	99	98	70-130	1	20
Selenium	ug/L	<0.18	40	40	38.2	37.7	95	94	70-130	1	20
Thallium	ug/L	<0.50	40	40	42.2	40.2	106	101	70-130	5	20

Results presented on this page are in the units indicated by the "Units" column except where an alternate unit is presented to the right of the result.

REPORT OF LABORATORY ANALYSIS

This report shall not be reproduced, except in full,
without the written consent of Pace Analytical Services, LLC.

QUALITY CONTROL DATA

Project: AMEREN LABADIE ENERGY CTR-UWL

Pace Project No.: 60236163

QC Batch: 462642

Analysis Method: SM 2540C

QC Batch Method: SM 2540C

Analysis Description: 2540C Total Dissolved Solids

Associated Lab Samples: 60236163004, 60236163005, 60236164005, 60236164006

METHOD BLANK: 1894078

Matrix: Water

Associated Lab Samples: 60236163004, 60236163005, 60236164005, 60236164006

Parameter	Units	Blank Result	Reporting Limit	MDL	Analyzed	Qualifiers
Total Dissolved Solids	mg/L	<5.0	5.0	5.0	01/20/17 09:53	

LABORATORY CONTROL SAMPLE: 1894079

Parameter	Units	Spike Conc.	LCS Result	LCS % Rec	% Rec Limits	Qualifiers
Total Dissolved Solids	mg/L	1000	950	95	80-120	

SAMPLE DUPLICATE: 1894080

Parameter	Units	60235643003 Result	Dup Result	RPD	Max RPD	Qualifiers
Total Dissolved Solids	mg/L	7870	7930	1	10	H3

SAMPLE DUPLICATE: 1894081

Parameter	Units	60236164005 Result	Dup Result	RPD	Max RPD	Qualifiers
Total Dissolved Solids	mg/L	704	708	1	10	

Results presented on this page are in the units indicated by the "Units" column except where an alternate unit is presented to the right of the result.

REPORT OF LABORATORY ANALYSIS

This report shall not be reproduced, except in full,
without the written consent of Pace Analytical Services, LLC.

QUALITY CONTROL DATA

Project: AMEREN LABADIE ENERGY CTR-UWL

Pace Project No.: 60236163

QC Batch: 462912

Analysis Method: SM 2540C

QC Batch Method: SM 2540C

Analysis Description: 2540C Total Dissolved Solids

Associated Lab Samples: 60236163001, 60236163002, 60236163003, 60236163006

METHOD BLANK: 1895338

Matrix: Water

Associated Lab Samples: 60236163001, 60236163002, 60236163003, 60236163006

Parameter	Units	Blank Result	Reporting Limit	MDL	Analyzed	Qualifiers
Total Dissolved Solids	mg/L	<5.0	5.0	5.0	01/24/17 09:49	

LABORATORY CONTROL SAMPLE: 1895339

Parameter	Units	Spike Conc.	LCS Result	LCS % Rec	% Rec Limits	Qualifiers
Total Dissolved Solids	mg/L	1000	980	98	80-120	

SAMPLE DUPLICATE: 1895340

Parameter	Units	60236163003 Result	Dup Result	RPD	Max RPD	Qualifiers
Total Dissolved Solids	mg/L	668	657	2	10	

SAMPLE DUPLICATE: 1895341

Parameter	Units	60236164001 Result	Dup Result	RPD	Max RPD	Qualifiers
Total Dissolved Solids	mg/L	484	481	1	10	

Results presented on this page are in the units indicated by the "Units" column except where an alternate unit is presented to the right of the result.

REPORT OF LABORATORY ANALYSIS

This report shall not be reproduced, except in full,
without the written consent of Pace Analytical Services, LLC.

QUALITY CONTROL DATA

Project: AMEREN LABADIE ENERGY CTR-UWL

Pace Project No.: 60236163

QC Batch: 462921 Analysis Method: SM 4500-H+B

QC Batch Method: SM 4500-H+B Analysis Description: 4500H+B pH

Associated Lab Samples: 60236163001, 60236163004, 60236163005, 60236163006, 60236164005, 60236164006

SAMPLE DUPLICATE: 1895373

Parameter	Units	60236163005 Result	Dup Result	RPD	Max RPD	Qualifiers
pH at 25 Degrees C	Std. Units	7.3	7.3	0	5	H6

Results presented on this page are in the units indicated by the "Units" column except where an alternate unit is presented to the right of the result.

REPORT OF LABORATORY ANALYSIS

This report shall not be reproduced, except in full,
without the written consent of Pace Analytical Services, LLC.

QUALITY CONTROL DATA

Project: AMEREN LABADIE ENERGY CTR-UWL

Pace Project No.: 60236163

QC Batch: 462929 Analysis Method: SM 4500-H+B

QC Batch Method: SM 4500-H+B Analysis Description: 4500H+B pH

Associated Lab Samples: 60236163002, 60236163003

SAMPLE DUPLICATE: 1895398

Parameter	Units	60236163003 Result	Dup Result	RPD	Max RPD	Qualifiers
pH at 25 Degrees C	Std. Units	7.0	6.9	2	5	H6

SAMPLE DUPLICATE: 1895399

Parameter	Units	60236164001 Result	Dup Result	RPD	Max RPD	Qualifiers
pH at 25 Degrees C	Std. Units	9.2	9.2	0	5	H6

Results presented on this page are in the units indicated by the "Units" column except where an alternate unit is presented to the right of the result.

REPORT OF LABORATORY ANALYSIS

This report shall not be reproduced, except in full,
without the written consent of Pace Analytical Services, LLC.

QUALITY CONTROL DATA

Project: AMEREN LABADIE ENERGY CTR-UWL

Pace Project No.: 60236163

QC Batch:	462964	Analysis Method:	EPA 300.0
QC Batch Method:	EPA 300.0	Analysis Description:	300.0 IC Anions
Associated Lab Samples:	60236163001, 60236163002, 60236163003, 60236163004, 60236163005, 60236163006, 60236164005, 60236164006		

METHOD BLANK: 1895533 Matrix: Water
Associated Lab Samples: 60236163001, 60236163002, 60236163003, 60236163004, 60236163005, 60236163006, 60236164005, 60236164006

Parameter	Units	Blank Result	Reporting Limit	MDL	Analyzed	Qualifiers
Chloride	mg/L	<0.50	1.0	0.50	01/24/17 09:12	
Fluoride	mg/L	<0.027	0.20	0.027	01/24/17 09:12	
Sulfate	mg/L	<0.15	1.0	0.15	01/24/17 09:12	

LABORATORY CONTROL SAMPLE: 1895534

Parameter	Units	Spike Conc.	LCS Result	LCS % Rec	% Rec Limits	Qualifiers
Chloride	mg/L	5	4.9	97	90-110	
Fluoride	mg/L	2.5	2.5	101	90-110	
Sulfate	mg/L	5	5.0	99	90-110	

MATRIX SPIKE & MATRIX SPIKE DUPLICATE: 1895535 1895536

Parameter	Units	60236163003		1895536		MS % Rec	MSD % Rec	% Rec Limits	RPD	Max RPD	Qual
		MS Spike Conc.	MSD Spike Conc.	MS Result	MSD Result						
Chloride	mg/L	6.6	5	5	11.9	11.7	105	103	80-120	1	15
Fluoride	mg/L	0.15J	2.5	2.5	2.7	2.7	101	100	80-120	1	15

MATRIX SPIKE SAMPLE: 1895537

Parameter	Units	60236164001 Result	Spike Conc.	MS Result	MS % Rec	% Rec Limits	Qualifiers
Fluoride	mg/L	0.19J	2.5	2.7	101	80-120	

Results presented on this page are in the units indicated by the "Units" column except where an alternate unit is presented to the right of the result.

REPORT OF LABORATORY ANALYSIS

This report shall not be reproduced, except in full, without the written consent of Pace Analytical Services, LLC.

QUALITY CONTROL DATA

Project: AMEREN LABADIE ENERGY CTR-UWL

Pace Project No.: 60236163

QC Batch: 463225 Analysis Method: EPA 300.0
 QC Batch Method: EPA 300.0 Analysis Description: 300.0 IC Anions
 Associated Lab Samples: 60236163001, 60236163002, 60236163003, 60236163004, 60236163005, 60236164005

METHOD BLANK: 1896369 Matrix: Water
 Associated Lab Samples: 60236163001, 60236163002, 60236163003, 60236163004, 60236163005, 60236164005

Parameter	Units	Blank Result	Reporting Limit	MDL	Analyzed	Qualifiers
Sulfate	mg/L	0.29J	1.0	0.15	01/25/17 10:55	

LABORATORY CONTROL SAMPLE: 1896370

Parameter	Units	Spike Conc.	LCS Result	LCS % Rec	% Rec Limits	Qualifiers
Sulfate	mg/L	5	4.8	97	90-110	

MATRIX SPIKE & MATRIX SPIKE DUPLICATE: 1896371 1896372

Parameter	Units	60236163003 Result	MS Spike Conc.	MSD Spike Conc.	MS Result	MSD Result	MS % Rec	MSD % Rec	% Rec Limits	RPD	Max RPD	Qual
Sulfate	mg/L	73.5	25	25	101	101	108	112	80-120	1	15	

MATRIX SPIKE SAMPLE: 1896373

Parameter	Units	60236164001 Result	Spike Conc.	MS Result	MS % Rec	% Rec Limits	Qualifiers
Sulfate	mg/L	285	100	388	103	80-120	

MATRIX SPIKE SAMPLE: 1896374

Parameter	Units	60236274001 Result	Spike Conc.	MS Result	MS % Rec	% Rec Limits	Qualifiers
Sulfate	mg/L	318	250	582	106	80-120	

Results presented on this page are in the units indicated by the "Units" column except where an alternate unit is presented to the right of the result.

REPORT OF LABORATORY ANALYSIS

This report shall not be reproduced, except in full,
 without the written consent of Pace Analytical Services, LLC.

ANALYTICAL RESULTS - RADIOCHEMISTRY

Project: AMEREN LABADIE ENERGY CTR-UWL

Pace Project No.: 60236163

Sample: L-TMW-1 **Lab ID: 60236163001** Collected: 01/17/17 09:18 Received: 01/18/17 04:20 Matrix: Water
PWS: Site ID: Sample Type:

Parameters	Method	Act ± Unc (MDC) Carr Trac	Units	Analyzed	CAS No.	Qual
Radium-226	EPA 903.1	-0.130 ± 0.359 (0.849) C:NA T:87%	pCi/L	02/09/17 00:16	13982-63-3	
Radium-228	EPA 904.0	0.412 ± 0.322 (0.638) C:99% T:85%	pCi/L	02/08/17 20:18	15262-20-1	

REPORT OF LABORATORY ANALYSIS

This report shall not be reproduced, except in full,
without the written consent of Pace Analytical Services, LLC.

ANALYTICAL RESULTS - RADIOCHEMISTRY

Project: AMEREN LABADIE ENERGY CTR-UWL

Pace Project No.: 60236163

Sample: L-TMW-2 **Lab ID: 60236163002** Collected: 01/17/17 10:26 Received: 01/18/17 04:20 Matrix: Water
PWS: Site ID: Sample Type:

Parameters	Method	Act ± Unc (MDC) Carr Trac	Units	Analyzed	CAS No.	Qual
Radium-226	EPA 903.1	0.202 ± 0.308 (0.496) C:NA T:83%	pCi/L	02/09/17 00:16	13982-63-3	
Radium-228	EPA 904.0	0.545 ± 0.457 (0.911) C:62% T:83%	pCi/L	02/08/17 20:19	15262-20-1	

REPORT OF LABORATORY ANALYSIS

This report shall not be reproduced, except in full,
without the written consent of Pace Analytical Services, LLC.

ANALYTICAL RESULTS - RADIOCHEMISTRY

Project: AMEREN LABADIE ENERGY CTR-UWL

Pace Project No.: 60236163

Sample: L-TMW-3 **Lab ID: 60236163003** Collected: 01/17/17 11:40 Received: 01/18/17 04:20 Matrix: Water
PWS: Site ID: Sample Type:

Parameters	Method	Act ± Unc (MDC) Carr Trac	Units	Analyzed	CAS No.	Qual
Radium-226	EPA 903.1	0.180 ± 0.353 (0.644) C:NA T:93%	pCi/L	02/09/17 00:16	13982-63-3	
Radium-228	EPA 904.0	0.616 ± 0.473 (0.923) C:60% T:82%	pCi/L	02/08/17 20:19	15262-20-1	

REPORT OF LABORATORY ANALYSIS

This report shall not be reproduced, except in full,
without the written consent of Pace Analytical Services, LLC.

ANALYTICAL RESULTS - RADIOCHEMISTRY

Project: AMEREN LABADIE ENERGY CTR-UWL

Pace Project No.: 60236163

Sample: L-MW-26 **Lab ID: 60236163004** Collected: 01/16/17 15:25 Received: 01/18/17 04:20 Matrix: Water
PWS: Site ID: Sample Type:

Parameters	Method	Act ± Unc (MDC) Carr Trac	Units	Analyzed	CAS No.	Qual
Radium-226	EPA 903.1	0.000 ± 0.268 (0.433) C:NA T:94%	pCi/L	02/09/17 00:16	13982-63-3	
Radium-228	EPA 904.0	0.578 ± 0.377 (0.707) C:77% T:85%	pCi/L	02/08/17 20:21	15262-20-1	

REPORT OF LABORATORY ANALYSIS

This report shall not be reproduced, except in full,
without the written consent of Pace Analytical Services, LLC.

ANALYTICAL RESULTS - RADIOCHEMISTRY

Project: AMEREN LABADIE ENERGY CTR-UWL

Pace Project No.: 60236163

Sample: L-UWL-DUP-1 **Lab ID: 60236163005** Collected: 01/16/17 08:00 Received: 01/18/17 04:20 Matrix: Water
PWS: Site ID: Sample Type:

Parameters	Method	Act ± Unc (MDC) Carr Trac	Units	Analyzed	CAS No.	Qual
Radium-226	EPA 903.1	0.574 ± 0.420 (0.470) C:NA T:89%	pCi/L	02/09/17 00:16	13982-63-3	
Radium-228	EPA 904.0	0.249 ± 0.385 (0.834) C:70% T:86%	pCi/L	02/08/17 20:12	15262-20-1	

REPORT OF LABORATORY ANALYSIS

This report shall not be reproduced, except in full,
without the written consent of Pace Analytical Services, LLC.

ANALYTICAL RESULTS - RADIOCHEMISTRY

Project: AMEREN LABADIE ENERGY CTR-UWL

Pace Project No.: 60236163

Sample: L-UWL-FB-1 **Lab ID: 60236163006** Collected: 01/17/17 08:50 Received: 01/18/17 04:20 Matrix: Water
PWS: Site ID: Sample Type:

Parameters	Method	Act ± Unc (MDC) Carr Trac	Units	Analyzed	CAS No.	Qual
Radium-226	EPA 903.1	-0.190 ± 0.329 (0.830) C:NA T:92%	pCi/L	02/09/17 00:45	13982-63-3	
Radium-228	EPA 904.0	0.863 ± 0.634 (1.24) C:48% T:89%	pCi/L	02/08/17 20:12	15262-20-1	

REPORT OF LABORATORY ANALYSIS

This report shall not be reproduced, except in full,
without the written consent of Pace Analytical Services, LLC.

ANALYTICAL RESULTS - RADIOCHEMISTRY

Project: AMEREN LABADIE ENERGY CTR-UWL

Pace Project No.: 60236163

Sample: L-TMW-3 MS **Lab ID: 60236163007** Collected: 01/17/17 11:40 Received: 01/18/17 04:20 Matrix: Water
PWS: Site ID: Sample Type:

Parameters	Method	Act ± Unc (MDC) Carr Trac	Units	Analyzed	CAS No.	Qual
Radium-226	EPA 903.1	71.1%REC ± NA (NA)	pCi/L	02/09/17 00:59	13982-63-3	
Radium-228	EPA 904.0	130 %REC +/- NA (NA) C:NA T:NA	pCi/L	02/08/17 20:12	15262-20-1	

REPORT OF LABORATORY ANALYSIS

This report shall not be reproduced, except in full,
without the written consent of Pace Analytical Services, LLC.

ANALYTICAL RESULTS - RADIOCHEMISTRY

Project: AMEREN LABADIE ENERGY CTR-UWL

Pace Project No.: 60236163

Sample: L-TMW-3 MSD **Lab ID: 60236163008** Collected: 01/17/17 11:40 Received: 01/18/17 04:20 Matrix: Water
PWS: Site ID: Sample Type:

Parameters	Method	Act ± Unc (MDC) Carr Trac	Units	Analyzed	CAS No.	Qual
Radium-226	EPA 903.1	85.1%REC 17.94RPD ± NA (NA)	pCi/L	02/09/17 00:59	13982-63-3	
Radium-228	EPA 904.0	149 %REC 13.5 RPD +/- NA (NA) C:NA T:NA	pCi/L	02/08/17 20:12	15262-20-1	1e

REPORT OF LABORATORY ANALYSIS

This report shall not be reproduced, except in full,
without the written consent of Pace Analytical Services, LLC.

ANALYTICAL RESULTS - RADIOCHEMISTRY

Project: AMEREN LABADIE ENERGY CTR-UWL

Pace Project No.: 60236163

Sample: L-BMW-1S **Lab ID: 60236164005** Collected: 01/16/17 11:15 Received: 01/18/17 04:20 Matrix: Water
PWS: Site ID: Sample Type:

Parameters	Method	Act ± Unc (MDC) Carr Trac	Units	Analyzed	CAS No.	Qual
Radium-226	EPA 903.1	0.340 ± 0.317 (0.417) C:NA T:86%	pCi/L	02/10/17 00:42	13982-63-3	
Radium-228	EPA 904.0	1.07 ± 0.328 (0.394) C:127% T:85%	pCi/L	02/09/17 15:21	15262-20-1	

REPORT OF LABORATORY ANALYSIS

This report shall not be reproduced, except in full,
without the written consent of Pace Analytical Services, LLC.

ANALYTICAL RESULTS - RADIOCHEMISTRY

Project: AMEREN LABADIE ENERGY CTR-UWL

Pace Project No.: 60236163

Sample: L-BMW-2S **Lab ID: 60236164006** Collected: 01/16/17 13:20 Received: 01/18/17 04:20 Matrix: Water
PWS: Site ID: Sample Type:

Parameters	Method	Act ± Unc (MDC) Carr Trac	Units	Analyzed	CAS No.	Qual
Radium-226	EPA 903.1	0.118 ± 0.283 (0.547) C:NA T:84%	pCi/L	02/10/17 01:10	13982-63-3	
Radium-228	EPA 904.0	0.0680 ± 0.324 (0.744) C:65% T:85%	pCi/L	02/09/17 15:23	15262-20-1	

REPORT OF LABORATORY ANALYSIS

This report shall not be reproduced, except in full,
without the written consent of Pace Analytical Services, LLC.

QUALITY CONTROL - RADIOCHEMISTRY

Project: AMEREN LABADIE ENERGY CTR-UWL

Pace Project No.: 60236163

QC Batch: 247726

Analysis Method: EPA 904.0

QC Batch Method: EPA 904.0

Analysis Description: 904.0 Radium 228

Associated Lab Samples: 60236164005, 60236164006

METHOD BLANK: 1218302

Matrix: Water

Associated Lab Samples: 60236164005, 60236164006

Parameter	Act ± Unc (MDC) Carr Trac	Units	Analyzed	Qualifiers
Radium-228	0.156 ± 0.361 (0.805) C:71% T:75%	pCi/L	02/09/17 15:22	

Results presented on this page are in the units indicated by the "Units" column except where an alternate unit is presented to the right of the result.

REPORT OF LABORATORY ANALYSIS

This report shall not be reproduced, except in full,
without the written consent of Pace Analytical Services, LLC.

QUALITY CONTROL - RADIOCHEMISTRY

Project: AMEREN LABADIE ENERGY CTR-UWL

Pace Project No.: 60236163

QC Batch: 247725

Analysis Method: EPA 903.1

QC Batch Method: EPA 903.1

Analysis Description: 903.1 Radium-226

Associated Lab Samples: 60236164005, 60236164006

METHOD BLANK: 1218299

Matrix: Water

Associated Lab Samples: 60236164005, 60236164006

Parameter	Act ± Unc (MDC) Carr Trac	Units	Analyzed	Qualifiers
Radium-226	0.0604 ± 0.276 (0.445) C:NA T:81%	pCi/L	02/09/17 23:49	

Results presented on this page are in the units indicated by the "Units" column except where an alternate unit is presented to the right of the result.

REPORT OF LABORATORY ANALYSIS

This report shall not be reproduced, except in full,
without the written consent of Pace Analytical Services, LLC.

QUALITY CONTROL - RADIOCHEMISTRY

Project: AMEREN LABADIE ENERGY CTR-UWL

Pace Project No.: 60236163

QC Batch:	248053	Analysis Method:	EPA 903.1
QC Batch Method:	EPA 903.1	Analysis Description:	903.1 Radium-226
Associated Lab Samples:	60236163001, 60236163002, 60236163003, 60236163004, 60236163005, 60236163006, 60236163007, 60236163008		

METHOD BLANK:	1220030	Matrix:	Water
Associated Lab Samples:	60236163001, 60236163002, 60236163003, 60236163004, 60236163005, 60236163006, 60236163007, 60236163008		

Parameter	Act ± Unc (MDC) Carr Trac	Units	Analyzed	Qualifiers
Radium-226	0.0597 ± 0.273 (0.162) C:NA T:92%	pCi/L	02/09/17 00:16	

Results presented on this page are in the units indicated by the "Units" column except where an alternate unit is presented to the right of the result.

REPORT OF LABORATORY ANALYSIS

This report shall not be reproduced, except in full,
without the written consent of Pace Analytical Services, LLC.

QUALITY CONTROL - RADIOCHEMISTRY

Project: AMEREN LABADIE ENERGY CTR-UWL

Pace Project No.: 60236163

QC Batch:	248056	Analysis Method:	EPA 904.0
QC Batch Method:	EPA 904.0	Analysis Description:	904.0 Radium 228
Associated Lab Samples:	60236163001, 60236163002, 60236163003, 60236163004, 60236163005, 60236163006, 60236163007, 60236163008		

METHOD BLANK:	1220031	Matrix:	Water
Associated Lab Samples:	60236163001, 60236163002, 60236163003, 60236163004, 60236163005, 60236163006, 60236163007, 60236163008		

Parameter	Act ± Unc (MDC) Carr Trac	Units	Analyzed	Qualifiers
Radium-228	0.624 ± 0.534 (1.02) C:41% T:70%	pCi/L	02/08/17 15:07	

Results presented on this page are in the units indicated by the "Units" column except where an alternate unit is presented to the right of the result.

REPORT OF LABORATORY ANALYSIS

This report shall not be reproduced, except in full,
without the written consent of Pace Analytical Services, LLC.

QUALIFIERS

Project: AMEREN LABADIE ENERGY CTR-UWL

Pace Project No.: 60236163

DEFINITIONS

DF - Dilution Factor, if reported, represents the factor applied to the reported data due to dilution of the sample aliquot.

ND - Not Detected at or above adjusted reporting limit.

TNTC - Too Numerous To Count

J - Estimated concentration above the adjusted method detection limit and below the adjusted reporting limit.

MDL - Adjusted Method Detection Limit.

PQL - Practical Quantitation Limit.

RL - Reporting Limit.

S - Surrogate

1,2-Diphenylhydrazine decomposes to and cannot be separated from Azobenzene using Method 8270. The result for each analyte is a combined concentration.

Consistent with EPA guidelines, unrounded data are displayed and have been used to calculate % recovery and RPD values.

LCS(D) - Laboratory Control Sample (Duplicate)

MS(D) - Matrix Spike (Duplicate)

DUP - Sample Duplicate

RPD - Relative Percent Difference

NC - Not Calculable.

SG - Silica Gel - Clean-Up

U - Indicates the compound was analyzed for, but not detected.

N-Nitrosodiphenylamine decomposes and cannot be separated from Diphenylamine using Method 8270. The result reported for each analyte is a combined concentration.

Act - Activity

Unc - Uncertainty: SDWA = 1.96 sigma count uncertainty, all other matrices = Expanded Uncertainty (95% confidence interval).

Gamma Spec = Expanded Uncertainty (95.4% Confidence Interval)

(MDC) - Minimum Detectable Concentration

Trac - Tracer Recovery (%)

Carr - Carrier Recovery (%)

Pace Analytical is TNI accredited. Contact your Pace PM for the current list of accredited analytes.

TNI - The NELAC Institute.

LABORATORIES

PASI-K Pace Analytical Services - Kansas City

PASI-PA Pace Analytical Services - Greensburg

ANALYTE QUALIFIERS

1e The % recovery for the Ra-228 matrix spike dup performed on sample 60236163008 was high and outside of Pace's default acceptance criteria at 149.04%. The high bias may be due to sample matrix interference and indicate a high bias in the sample result.

B Analyte was detected in the associated method blank.

H3 Sample was received or analysis requested beyond the recognized method holding time.

H6 Analysis initiated outside of the 15 minute EPA required holding time.

M1 Matrix spike recovery exceeded QC limits. Batch accepted based on laboratory control sample (LCS) recovery.

REPORT OF LABORATORY ANALYSIS

This report shall not be reproduced, except in full,
without the written consent of Pace Analytical Services, LLC.

QUALITY CONTROL DATA CROSS REFERENCE TABLE

Project: AMEREN LABADIE ENERGY CTR-UWL

Pace Project No.: 60236163

Lab ID	Sample ID	QC Batch Method	QC Batch	Analytical Method	Analytical Batch
60236163001	L-TMW-1	EPA 200.7	462397	EPA 200.7	462406
60236163002	L-TMW-2	EPA 200.7	462397	EPA 200.7	462406
60236163003	L-TMW-3	EPA 200.7	462397	EPA 200.7	462406
60236163004	L-MW-26	EPA 200.7	462397	EPA 200.7	462406
60236163005	L-UWL-DUP-1	EPA 200.7	462397	EPA 200.7	462406
60236163006	L-UWL-FB-1	EPA 200.7	462397	EPA 200.7	462406
60236164005	L-BMW-1S	EPA 200.7	462399	EPA 200.7	462408
60236164006	L-BMW-2S	EPA 200.7	462399	EPA 200.7	462408
60236163001	L-TMW-1	EPA 200.8	462398	EPA 200.8	462407
60236163002	L-TMW-2	EPA 200.8	462398	EPA 200.8	462407
60236163003	L-TMW-3	EPA 200.8	462398	EPA 200.8	462407
60236163004	L-MW-26	EPA 200.8	462398	EPA 200.8	462407
60236163005	L-UWL-DUP-1	EPA 200.8	462398	EPA 200.8	462407
60236163006	L-UWL-FB-1	EPA 200.8	462398	EPA 200.8	462407
60236164005	L-BMW-1S	EPA 200.8	462400	EPA 200.8	462409
60236164006	L-BMW-2S	EPA 200.8	462400	EPA 200.8	462409
60236163001	L-TMW-1	EPA 7470	464115	EPA 7470	464196
60236163002	L-TMW-2	EPA 7470	464115	EPA 7470	464196
60236163003	L-TMW-3	EPA 7470	464115	EPA 7470	464196
60236163004	L-MW-26	EPA 7470	464115	EPA 7470	464196
60236163005	L-UWL-DUP-1	EPA 7470	464115	EPA 7470	464196
60236163006	L-UWL-FB-1	EPA 7470	464115	EPA 7470	464196
60236164005	L-BMW-1S	EPA 7470	464216	EPA 7470	464287
60236164006	L-BMW-2S	EPA 7470	464216	EPA 7470	464287
60236163001	L-TMW-1	EPA 903.1	248053		
60236163002	L-TMW-2	EPA 903.1	248053		
60236163003	L-TMW-3	EPA 903.1	248053		
60236163004	L-MW-26	EPA 903.1	248053		
60236163005	L-UWL-DUP-1	EPA 903.1	248053		
60236163006	L-UWL-FB-1	EPA 903.1	248053		
60236164005	L-BMW-1S	EPA 903.1	247725		
60236164006	L-BMW-2S	EPA 903.1	247725		
60236163007	L-TMW-3 MS	EPA 903.1	248053		
60236163008	L-TMW-3 MSD	EPA 903.1	248053		
60236163001	L-TMW-1	EPA 904.0	248056		
60236163002	L-TMW-2	EPA 904.0	248056		
60236163003	L-TMW-3	EPA 904.0	248056		
60236163004	L-MW-26	EPA 904.0	248056		
60236163005	L-UWL-DUP-1	EPA 904.0	248056		
60236163006	L-UWL-FB-1	EPA 904.0	248056		
60236164005	L-BMW-1S	EPA 904.0	247726		
60236164006	L-BMW-2S	EPA 904.0	247726		
60236163007	L-TMW-3 MS	EPA 904.0	248056		

REPORT OF LABORATORY ANALYSIS

This report shall not be reproduced, except in full,
without the written consent of Pace Analytical Services, LLC.

QUALITY CONTROL DATA CROSS REFERENCE TABLE

Project: AMEREN LABADIE ENERGY CTR-UWL

Pace Project No.: 60236163

Lab ID	Sample ID	QC Batch Method	QC Batch	Analytical Method	Analytical Batch
60236163008	L-TMW-3 MSD	EPA 904.0	248056		
60236163001	L-TMW-1	SM 2540C	462912		
60236163002	L-TMW-2	SM 2540C	462912		
60236163003	L-TMW-3	SM 2540C	462912		
60236163004	L-MW-26	SM 2540C	462642		
60236163005	L-UWL-DUP-1	SM 2540C	462642		
60236163006	L-UWL-FB-1	SM 2540C	462912		
60236164005	L-BMW-1S	SM 2540C	462642		
60236164006	L-BMW-2S	SM 2540C	462642		
60236163001	L-TMW-1	SM 4500-H+B	462921		
60236163002	L-TMW-2	SM 4500-H+B	462929		
60236163003	L-TMW-3	SM 4500-H+B	462929		
60236163004	L-MW-26	SM 4500-H+B	462921		
60236163005	L-UWL-DUP-1	SM 4500-H+B	462921		
60236163006	L-UWL-FB-1	SM 4500-H+B	462921		
60236164005	L-BMW-1S	SM 4500-H+B	462921		
60236164006	L-BMW-2S	SM 4500-H+B	462921		
60236163001	L-TMW-1	EPA 300.0	462964		
60236163001	L-TMW-1	EPA 300.0	463225		
60236163002	L-TMW-2	EPA 300.0	462964		
60236163002	L-TMW-2	EPA 300.0	463225		
60236163003	L-TMW-3	EPA 300.0	462964		
60236163003	L-TMW-3	EPA 300.0	463225		
60236163004	L-MW-26	EPA 300.0	462964		
60236163004	L-MW-26	EPA 300.0	463225		
60236163005	L-UWL-DUP-1	EPA 300.0	462964		
60236163005	L-UWL-DUP-1	EPA 300.0	463225		
60236163006	L-UWL-FB-1	EPA 300.0	462964		
60236164005	L-BMW-1S	EPA 300.0	462964		
60236164005	L-BMW-1S	EPA 300.0	463225		
60236164006	L-BMW-2S	EPA 300.0	462964		

REPORT OF LABORATORY ANALYSIS

This report shall not be reproduced, except in full,
without the written consent of Pace Analytical Services, LLC.



Sample Condition Upon Receipt

WO#: 60236163
60236163

Client Name: Golder

Courier: FedEx UPS VIA Clay PEX ECI Pace Xroads Client Other

Tracking #: _____ Pace Shipping Label Used? Yes No

Custody Seal on Cooler/Box Present: Yes No Seals intact: Yes No

Packing Material: Bubble Wrap Bubble Bags Foam None Other

Thermometer Used: T-266 / T-239 Type of Ice: Wet Blue None

Cooler Temperature (°C): As-read 13.2 / 12.3 / 11.1 Corr. Factor CF +0.5 CF +0.9 Corrected 14.2 / 13.8 / 12.6

Date and initials of person examining contents:

Temperature should be above freezing to 6°C

pv/1/18/17

Chain of Custody present:	<input checked="" type="checkbox"/> Yes <input type="checkbox"/> No <input type="checkbox"/> N/A	
Chain of Custody relinquished:	<input checked="" type="checkbox"/> Yes <input type="checkbox"/> No <input type="checkbox"/> N/A	
Samples arrived within holding time:	<input checked="" type="checkbox"/> Yes <input type="checkbox"/> No <input type="checkbox"/> N/A	
Short Hold Time analyses (<72hr):	<input checked="" type="checkbox"/> Yes <input type="checkbox"/> No <input type="checkbox"/> N/A	<u>PH</u>
Rush Turn Around Time requested:	<input type="checkbox"/> Yes <input checked="" type="checkbox"/> No <input type="checkbox"/> N/A	
Sufficient volume:	<input checked="" type="checkbox"/> Yes <input type="checkbox"/> No <input type="checkbox"/> N/A	
Correct containers used:	<input checked="" type="checkbox"/> Yes <input type="checkbox"/> No <input type="checkbox"/> N/A	
Pace containers used:	<input checked="" type="checkbox"/> Yes <input type="checkbox"/> No <input type="checkbox"/> N/A	
Containers intact:	<input checked="" type="checkbox"/> Yes <input type="checkbox"/> No <input type="checkbox"/> N/A	
Unpreserved 5035A / TX1005/1006 soils frozen in 48hrs?	<input type="checkbox"/> Yes <input type="checkbox"/> No <input checked="" type="checkbox"/> N/A	
Filtered volume received for dissolved tests?	<input type="checkbox"/> Yes <input type="checkbox"/> No <input checked="" type="checkbox"/> N/A	
Sample labels match COC: Date / time / ID / analyses	<input checked="" type="checkbox"/> Yes <input type="checkbox"/> No <input type="checkbox"/> N/A	
Samples contain multiple phases? Matrix: <u>WT</u>	<input type="checkbox"/> Yes <input checked="" type="checkbox"/> No <input type="checkbox"/> N/A	
Containers requiring pH preservation in compliance? (HNO ₃ , H ₂ SO ₄ , HCl<2; NaOH>9 Sulfide, NaOH>10 Cyanide) (Exceptions: VOA, Micro, O&G, KS TPH, OK-DRO)	<input checked="" type="checkbox"/> Yes <input type="checkbox"/> No <input type="checkbox"/> N/A	
Cyanide water sample checks:	<input checked="" type="checkbox"/> N/A	
Lead acetate strip turns dark? (Record only)	<input type="checkbox"/> Yes <input type="checkbox"/> No	
Potassium iodide test strip turns blue/purple? (Preserve)	<input type="checkbox"/> Yes <input type="checkbox"/> No	
Trip Blank present:	<input type="checkbox"/> Yes <input type="checkbox"/> No <input checked="" type="checkbox"/> N/A	
Headspace in VOA vials (>6mm):	<input type="checkbox"/> Yes <input type="checkbox"/> No <input checked="" type="checkbox"/> N/A	
Samples from USDA Regulated Area: State:	<input type="checkbox"/> Yes <input type="checkbox"/> No <input checked="" type="checkbox"/> N/A	
Additional labels attached to 5035A / TX1005 vials in the field?	<input type="checkbox"/> Yes <input type="checkbox"/> No <input checked="" type="checkbox"/> N/A	

Client Notification/ Resolution: Copy COC to Client? Y N Field Data Required? Y / N

Person Contacted: _____ Date/Time: _____

Comments/ Resolution: _____

Project Manager Review: Jamie Chack _____ Date: 1/18/17

Project Manager Review: _____ Date: _____

WO#: 60236164



Sample Condition Upon Receipt

Client Name: Goldner

Courier: FedEx UPS VIA Clay PEX ECI Pace Xroads Client Other

Tracking #: _____ Pace Shipping Label Used? Yes No

Custody Seal on Cooler/Box Present: Yes No Seals intact: Yes No

Packing Material: Bubble Wrap Bubble Bags Foam None Other

Thermometer Used: T-266 / T-239 Type of Ice: Wet Blue None

Cooler Temperature (°C): As-read 13.2/12.3/1.1 Corr. Factor CF -1.5 CF +0.9 Corrected 14.7/13.8/2.6

Date and initials of person examining contents:

pv1/10/17

Temperature should be above freezing to 6°C

Chain of Custody present:	<input checked="" type="checkbox"/> Yes <input type="checkbox"/> No <input type="checkbox"/> N/A	
Chain of Custody relinquished:	<input checked="" type="checkbox"/> Yes <input type="checkbox"/> No <input type="checkbox"/> N/A	
Samples arrived within holding time:	<input checked="" type="checkbox"/> Yes <input type="checkbox"/> No <input type="checkbox"/> N/A	
Short Hold Time analyses (<72hr):	<input checked="" type="checkbox"/> Yes <input type="checkbox"/> No <input type="checkbox"/> N/A	<u>pH</u>
Rush Turn Around Time requested:	<input type="checkbox"/> Yes <input checked="" type="checkbox"/> No <input type="checkbox"/> N/A	
Sufficient volume:	<input checked="" type="checkbox"/> Yes <input type="checkbox"/> No <input type="checkbox"/> N/A	
Correct containers used:	<input checked="" type="checkbox"/> Yes <input type="checkbox"/> No <input type="checkbox"/> N/A	
Pace containers used:	<input checked="" type="checkbox"/> Yes <input type="checkbox"/> No <input type="checkbox"/> N/A	
Containers intact:	<input checked="" type="checkbox"/> Yes <input type="checkbox"/> No <input type="checkbox"/> N/A	
Unpreserved 5035A / TX1005/1006 soils frozen in 48hrs?	<input type="checkbox"/> Yes <input type="checkbox"/> No <input checked="" type="checkbox"/> N/A	
Filtered volume received for dissolved tests?	<input type="checkbox"/> Yes <input type="checkbox"/> No <input checked="" type="checkbox"/> N/A	
Sample labels match COC: Date / time / ID / analyses	<input checked="" type="checkbox"/> Yes <input type="checkbox"/> No <input type="checkbox"/> N/A	
Samples contain multiple phases? Matrix: <u>~T</u>	<input type="checkbox"/> Yes <input checked="" type="checkbox"/> No <input type="checkbox"/> N/A	
Containers requiring pH preservation in compliance? (HNO ₃ , H ₂ SO ₄ , HCl<2; NaOH>9 Sulfide, NaOH>10 Cyanide) (Exceptions: VOA, Micro, O&G, KS TPH, OK-DRO)	<input checked="" type="checkbox"/> Yes <input type="checkbox"/> No <input type="checkbox"/> N/A	
Cyanide water sample checks:	<input checked="" type="checkbox"/> N/A	
Lead acetate strip turns dark? (Record only)	<input type="checkbox"/> Yes <input type="checkbox"/> No	
Potassium iodide test strip turns blue/purple? (Preserve)	<input type="checkbox"/> Yes <input type="checkbox"/> No	
Trip Blank present:	<input type="checkbox"/> Yes <input type="checkbox"/> No <input checked="" type="checkbox"/> N/A	
Headspace in VOA vials (>6mm):	<input type="checkbox"/> Yes <input type="checkbox"/> No <input checked="" type="checkbox"/> N/A	
Samples from USDA Regulated Area: State:	<input type="checkbox"/> Yes <input type="checkbox"/> No <input checked="" type="checkbox"/> N/A	
Additional labels attached to 5035A / TX1005 vials in the field?	<input type="checkbox"/> Yes <input type="checkbox"/> No <input checked="" type="checkbox"/> N/A	

Client Notification/ Resolution: Copy COC to Client? Y / N Field Data Required? Y / N

Person Contacted: _____ Date/Time: _____

Comments/ Resolution: _____

Project Manager Review: Jami Chok _____ Date: 1/18/17



CHAIN-OF-CUSTODY / Analytical Request Document

The Chain-of-Custody is a LEGAL DOCUMENT. All relevant fields must be completed accurately.

Section A Required Client Information: Company: Golder Associates Address: 820 South Main Street, Suite 100 St Charles, MO 63301 Email To: maddock@golder.com Phone: 636-724-9191 Fax: 636-724-9323 Requested Due Date/TAT: Standard		Section B Required Project Information: Report To: Mark Haddock (maddock@golder.com) Copy To: Jeffrey Ingram Purchase Order No.: Project Name: Ameren Labadie Energy Center - Fly Ash Project Number: 153-1406.0001B		Section C Invoice Information: Attention: Company Name: Address: Pace Quote Reference: Pace Project Manager: Jamie Church Pace Profile #: 9285	
REGULATORY AGENCY <input type="checkbox"/> NPDES <input type="checkbox"/> GROUND WATER <input type="checkbox"/> DRINKING WATER <input type="checkbox"/> UST <input type="checkbox"/> RCRA <input type="checkbox"/> OTHER		Site Location STATE: MO			

ITEM #	Valid Matrix Codes MATRIX CODE DRINKING WATER DW WATER WT WASTE WATER WW PRODUCT P SOILSOLID SL OIL OL WP AR OT TS	COLLECTED		SAMPLE TYPE (G=GRAB C=COMP)	MATRIX CODE (see valid codes to left)	# OF CONTAINERS	Preservatives HCl HNO ₃ H ₂ SO ₄ NaOH Na ₂ S ₂ O ₃ Methanol Other	Analysis Test ↑ Metals* Chloride/Fluoride/Sulfate TDS PH Radium 226 & 228	Requested Analysis Filtered (Y/N)	Residual Chlorine (Y/N)	Pace Project No./ Lab I.D.
		COMPOSITE START DATE TIME	COMPOSITE END/GRAB DATE TIME								
1	L-LMW-1S	1/17/17	1415	G	WT G	12	9	3	3	3	3082N 3892N 6891N 01
2	L-LMW-2S	1/16/17	1521	G	WT G	4	3	1	1	1	1882N 1882N 2881N 02
3	L-LMW-3S			G	WT G						
4	L-LMW-4S			G	WT G						
5	L-LMW-5S			G	WT G						
6	L-LMW-6S			G	WT G						
7	L-LMW-7S	4/17/17	1523	G	WT G	4	3	1	1	1	03
8	L-LMW-8S	1/17/17	1423	G	WT G	4	3	1	1	1	04
9	L-BMW-1S	1/16/17	1115	G	WT G	4	3	1	1	1	05
10	L-BMW-2S	1/16/17	1322	G	WT G	4	3	1	1	1	06
11	L-LMW-DUP-1	1/16/17		G	WT G	4	3	1	1	1	07
12	L-LMW-FB-1			G	WT G						

ADDITIONAL COMMENTS *EPA 200.7: Ba, Be, B, Ca, Co, Pb, Li, Mo + EPA 7470A Hg EPA 200.8: Sb, As, Cd, Cr, Se, Tl Tommy Golder/Golder		RELINQUISHED BY / AFFILIATION DATE TIME 1/17/17 1715 Tommy Golder/Golder		ACCEPTED BY / AFFILIATION DATE TIME 1/18/17 0420 Jeffrey Ingram		SAMPLE CONDITIONS Received on Ice (Y/N) Custody Sealed (Y/N) Samples Intact (Y/N)	
						Temp in °C	
						2.6	
						138	
						14.7	

SAMPLER NAME AND SIGNATURE PRINT Name of SAMPLER: Tommy Golder SIGNATURE of SAMPLER: <i>Tommy Golder</i> DATE Signed (MM/DD/YY): 1/17/17	
--	--

January 29, 2018

Mark Haddock
Golder Associates
820 S. Main St
Suite 100
Saint Charles, MO 63301

RE: Project: AMEREN LABADIE ENERGY CTR-UWL
Pace Project No.: 60239003

Dear Mark Haddock:

Enclosed are the analytical results for sample(s) received by the laboratory on March 04, 2017. The results relate only to the samples included in this report. Results reported herein conform to the most current, applicable TNI/NELAC standards and the laboratory's Quality Assurance Manual, where applicable, unless otherwise noted in the body of the report.

REV-1, 1/3/18: Revision

REV-2, 1/29/18: Radium pulled in for L-BMW-1S and L-BMW-2S.

If you have any questions concerning this report, please feel free to contact me.

Sincerely,



Jamie Church
jamie.church@pacelabs.com
314-838-7223
Project Manager

Enclosures

cc: Ryan Feldmann, Golder
Jeffrey Ingram, Golder Associates
John Suozzi, Golder Associates



REPORT OF LABORATORY ANALYSIS

This report shall not be reproduced, except in full,
without the written consent of Pace Analytical Services, LLC.

CERTIFICATIONS

Project: AMEREN LABADIE ENERGY CTR-UWL

Pace Project No.: 60239003

Pennsylvania Certification IDs

1638 Roseytown Rd Suites 2,3&4, Greensburg, PA 15601

L-A-B DOD-ELAP Accreditation #: L2417

Alabama Certification #: 41590

Arizona Certification #: AZ0734

Arkansas Certification

California Certification #: 04222CA

Colorado Certification

Connecticut Certification #: PH-0694

Delaware Certification

Florida/TNI Certification #: E87683

Georgia Certification #: C040

Guam Certification

Hawaii Certification

Idaho Certification

Illinois Certification

Indiana Certification

Iowa Certification #: 391

Kansas/TNI Certification #: E-10358

Kentucky Certification #: 90133

Louisiana DHH/TNI Certification #: LA140008

Louisiana DEQ/TNI Certification #: 4086

Maine Certification #: PA00091

Maryland Certification #: 308

Massachusetts Certification #: M-PA1457

Michigan/PADEP Certification

Missouri Certification #: 235

Montana Certification #: Cert 0082

Nebraska Certification #: NE-05-29-14

Nevada Certification #: PA014572015-1

New Hampshire/TNI Certification #: 2976

New Jersey/TNI Certification #: PA 051

New Mexico Certification #: PA01457

New York/TNI Certification #: 10888

North Carolina Certification #: 42706

North Dakota Certification #: R-190

Oregon/TNI Certification #: PA200002

Pennsylvania/TNI Certification #: 65-00282

Puerto Rico Certification #: PA01457

Rhode Island Certification #: 65-00282

South Dakota Certification

Tennessee Certification #: TN2867

Texas/TNI Certification #: T104704188-14-8

Utah/TNI Certification #: PA014572015-5

USDA Soil Permit #: P330-14-00213

Vermont Dept. of Health: ID# VT-0282

Virgin Island/PADEP Certification

Virginia/VELAP Certification #: 460198

Washington Certification #: C868

West Virginia DEP Certification #: 143

West Virginia DHHR Certification #: 9964C

Wisconsin Certification

Wyoming Certification #: 8TMS-L

Kansas Certification IDs

9608 Loiret Boulevard, Lenexa, KS 66219

WY STR Certification #: 2456.01

Arkansas Certification #: 17-016-0

Illinois Certification #: 200030

Iowa Certification #: 118

Kansas/NELAP Certification #: E-10116

Louisiana Certification #: 03055

Nevada Certification #: KS000212018-1

Oklahoma Certification #: 9205/9935

Texas Certification #: T104704407

Utah Certification #: KS00021

Kansas Field Laboratory Accreditation: # E-92587

Missouri Certification: 10070

REPORT OF LABORATORY ANALYSIS

This report shall not be reproduced, except in full,
without the written consent of Pace Analytical Services, LLC.

SAMPLE SUMMARY

Project: AMEREN LABADIE ENERGY CTR-UWL

Pace Project No.: 60239003

Lab ID	Sample ID	Matrix	Date Collected	Date Received
60239003001	L-TMW-1	Water	03/03/17 09:07	03/04/17 03:10
60239003002	L-TMW-2	Water	03/03/17 10:05	03/04/17 03:10
60239003003	L-TMW-3	Water	03/03/17 11:03	03/04/17 03:10
60239003004	L-MW-26	Water	03/03/17 12:10	03/04/17 03:10
60239003005	L-UWL-DUP-1	Water	03/03/17 08:00	03/04/17 03:10
60239003006	L-UWL-FB-1	Water	03/03/17 12:00	03/04/17 03:10
60239003007	L-TMW-3 MS	Water	03/03/17 11:03	03/04/17 03:10
60239003008	L-TMW-3 MSD	Water	03/03/17 11:03	03/04/17 03:10
60239001009	L-BMW-1S	Water	03/01/17 14:30	03/04/17 03:10
60239001010	L-BMW-2S	Water	03/01/17 15:38	03/04/17 03:10

REPORT OF LABORATORY ANALYSIS

This report shall not be reproduced, except in full,
without the written consent of Pace Analytical Services, LLC.

SAMPLE ANALYTE COUNT

Project: AMEREN LABADIE ENERGY CTR-UWL

Pace Project No.: 60239003

Lab ID	Sample ID	Method	Analysts	Analytes Reported	Laboratory
60239003001	L-TMW-1	EPA 200.7	TDS	8	PASI-K
		EPA 200.8	JGP	6	PASI-K
		EPA 7470	NDJ	1	PASI-K
		EPA 903.1	WRR	1	PASI-PA
		EPA 904.0	JLW	1	PASI-PA
		SM 2540C	LDF	1	PASI-K
		SM 4500-H+B	JSS	1	PASI-K
60239003002	L-TMW-2	EPA 300.0	OL	3	PASI-K
		EPA 200.7	TDS	8	PASI-K
		EPA 200.8	JGP	6	PASI-K
		EPA 7470	NDJ	1	PASI-K
		EPA 903.1	WRR	1	PASI-PA
		EPA 904.0	JLW	1	PASI-PA
		SM 2540C	LDF	1	PASI-K
60239003003	L-TMW-3	SM 4500-H+B	JSS	1	PASI-K
		EPA 300.0	OL	3	PASI-K
		EPA 200.7	TDS	8	PASI-K
		EPA 200.8	JGP	6	PASI-K
		EPA 7470	NDJ	1	PASI-K
		EPA 903.1	WRR	1	PASI-PA
		EPA 904.0	JLW	1	PASI-PA
60239003004	L-MW-26	SM 2540C	LDF	1	PASI-K
		SM 4500-H+B	JSS	1	PASI-K
		EPA 300.0	OL	3	PASI-K
		EPA 200.7	TDS	8	PASI-K
		EPA 200.8	JGP	6	PASI-K
		EPA 7470	NDJ	1	PASI-K
		EPA 903.1	WRR	1	PASI-PA
60239003005	L-UWL-DUP-1	EPA 904.0	JLW	1	PASI-PA
		SM 2540C	LDF	1	PASI-K
		EPA 904.0	JLW	1	PASI-PA
		EPA 300.0	OL	3	PASI-K
		SM 4500-H+B	JSS	1	PASI-K
		EPA 200.7	TDS	8	PASI-K
		EPA 200.8	JGP	6	PASI-K
EPA 7470	NDJ	1	PASI-K		
EPA 903.1	WRR	1	PASI-PA		
EPA 904.0	JLW	1	PASI-PA		

REPORT OF LABORATORY ANALYSIS

This report shall not be reproduced, except in full,
without the written consent of Pace Analytical Services, LLC.

SAMPLE ANALYTE COUNT

Project: AMEREN LABADIE ENERGY CTR-UWL

Pace Project No.: 60239003

Lab ID	Sample ID	Method	Analysts	Analytes Reported	Laboratory
60239003006	L-UWL-FB-1	SM 2540C	LDF	1	PASI-K
		SM 4500-H+B	JSS	1	PASI-K
		EPA 300.0	OL	3	PASI-K
		EPA 200.7	TDS	8	PASI-K
		EPA 200.8	JGP	6	PASI-K
		EPA 7470	NDJ	1	PASI-K
		EPA 903.1	WRR	1	PASI-PA
		EPA 904.0	JLW	1	PASI-PA
		SM 2540C	LDF	1	PASI-K
60239003007	L-TMW-3 MS	SM 4500-H+B	JSS	1	PASI-K
		EPA 300.0	OL	3	PASI-K
		EPA 903.1	WRR	1	PASI-PA
60239003008	L-TMW-3 MSD	EPA 904.0	JLW	1	PASI-PA
		EPA 903.1	WRR	1	PASI-PA
60239001009	L-BMW-1S	EPA 904.0	JLW	1	PASI-PA
		EPA 200.7	TDS	8	PASI-K
		EPA 200.8	JGP	6	PASI-K
		EPA 7470	NDJ	1	PASI-K
		EPA 903.1	KAC	1	PASI-PA
		EPA 904.0	JJY	1	PASI-PA
		SM 2540C	LDF	1	PASI-K
		SM 4500-H+B	JSS	1	PASI-K
		EPA 300.0	OL	3	PASI-K
60239001010	L-BMW-2S	EPA 200.7	TDS	8	PASI-K
		EPA 200.8	JGP	6	PASI-K
		EPA 7470	NDJ	1	PASI-K
		EPA 903.1	KAC	1	PASI-PA
		EPA 904.0	JJY	1	PASI-PA
		SM 2540C	LDF	1	PASI-K
		SM 4500-H+B	JSS	1	PASI-K
		EPA 300.0	OL	3	PASI-K

REPORT OF LABORATORY ANALYSIS

This report shall not be reproduced, except in full,
without the written consent of Pace Analytical Services, LLC.

ANALYTICAL RESULTS

Project: AMEREN LABADIE ENERGY CTR-UWL

Pace Project No.: 60239003

Sample: L-TMW-1 **Lab ID:** 60239003001 Collected: 03/03/17 09:07 Received: 03/04/17 03:10 Matrix: Water

Parameters	Results	Units	PQL	MDL	DF	Prepared	Analyzed	CAS No.	Qual
200.7 Metals, Total		Analytical Method: EPA 200.7 Preparation Method: EPA 200.7							
Barium	286	ug/L	5.0	0.91	1	03/07/17 15:20	03/09/17 12:16	7440-39-3	
Beryllium	0.53J	ug/L	1.0	0.16	1	03/07/17 15:20	03/09/17 12:16	7440-41-7	B
Boron	107	ug/L	100	3.5	1	03/07/17 15:20	03/09/17 12:16	7440-42-8	
Calcium	163000	ug/L	100	36.0	1	03/07/17 15:20	03/09/17 12:16	7440-70-2	
Cobalt	1.5J	ug/L	5.0	0.73	1	03/07/17 15:20	03/09/17 12:16	7440-48-4	
Lead	<2.4	ug/L	5.0	2.4	1	03/07/17 15:20	03/09/17 12:16	7439-92-1	
Lithium	40.1	ug/L	10.0	2.9	1	03/07/17 15:20	03/09/17 12:16	7439-93-2	
Molybdenum	1.4J	ug/L	20.0	1.3	1	03/07/17 15:20	03/09/17 12:16	7439-98-7	
200.8 MET ICPMS		Analytical Method: EPA 200.8 Preparation Method: EPA 200.8							
Antimony	0.063J	ug/L	1.0	0.026	1	03/07/17 15:20	03/09/17 12:36	7440-36-0	
Arsenic	2.6	ug/L	1.0	0.052	1	03/07/17 15:20	03/09/17 12:36	7440-38-2	
Cadmium	0.055J	ug/L	0.50	0.018	1	03/07/17 15:20	03/09/17 12:36	7440-43-9	
Chromium	0.53J	ug/L	1.0	0.054	1	03/07/17 15:20	03/09/17 12:36	7440-47-3	B
Selenium	9.5	ug/L	1.0	0.086	1	03/07/17 15:20	03/09/17 12:36	7782-49-2	
Thallium	<0.036	ug/L	1.0	0.036	1	03/07/17 15:20	03/09/17 12:36	7440-28-0	
7470 Mercury		Analytical Method: EPA 7470 Preparation Method: EPA 7470							
Mercury	<0.046	ug/L	0.20	0.046	1	03/06/17 13:45	03/07/17 12:53	7439-97-6	
2540C Total Dissolved Solids		Analytical Method: SM 2540C							
Total Dissolved Solids	642	mg/L	5.0	5.0	1		03/06/17 16:50		
4500H+ pH, Electrometric		Analytical Method: SM 4500-H+B							
pH at 25 Degrees C	7.2	Std. Units	0.10	0.10	1		03/08/17 15:28		H6
300.0 IC Anions 28 Days		Analytical Method: EPA 300.0							
Chloride	2.6	mg/L	1.0	0.50	1		03/07/17 15:39	16887-00-6	
Fluoride	0.19J	mg/L	0.20	0.10	1		03/07/17 15:39	16984-48-8	
Sulfate	67.2	mg/L	5.0	2.5	5		03/10/17 10:17	14808-79-8	

REPORT OF LABORATORY ANALYSIS

This report shall not be reproduced, except in full,
without the written consent of Pace Analytical Services, LLC.

ANALYTICAL RESULTS

Project: AMEREN LABADIE ENERGY CTR-UWL

Pace Project No.: 60239003

Sample: L-TMW-2 **Lab ID: 60239003002** Collected: 03/03/17 10:05 Received: 03/04/17 03:10 Matrix: Water

Parameters	Results	Units	PQL	MDL	DF	Prepared	Analyzed	CAS No.	Qual
200.7 Metals, Total		Analytical Method: EPA 200.7 Preparation Method: EPA 200.7							
Barium	173	ug/L	5.0	0.91	1	03/07/17 15:20	03/09/17 12:18	7440-39-3	
Beryllium	0.20J	ug/L	1.0	0.16	1	03/07/17 15:20	03/09/17 12:18	7440-41-7	B
Boron	124	ug/L	100	3.5	1	03/07/17 15:20	03/09/17 12:18	7440-42-8	
Calcium	174000	ug/L	100	36.0	1	03/07/17 15:20	03/09/17 12:18	7440-70-2	
Cobalt	3.7J	ug/L	5.0	0.73	1	03/07/17 15:20	03/09/17 12:18	7440-48-4	
Lead	<2.4	ug/L	5.0	2.4	1	03/07/17 15:20	03/09/17 12:18	7439-92-1	
Lithium	57.5	ug/L	10.0	2.9	1	03/07/17 15:20	03/09/17 12:18	7439-93-2	
Molybdenum	1.6J	ug/L	20.0	1.3	1	03/07/17 15:20	03/09/17 12:18	7439-98-7	
200.8 MET ICPMS		Analytical Method: EPA 200.8 Preparation Method: EPA 200.8							
Antimony	0.052J	ug/L	1.0	0.026	1	03/07/17 15:20	03/09/17 12:40	7440-36-0	
Arsenic	0.64J	ug/L	1.0	0.052	1	03/07/17 15:20	03/09/17 12:40	7440-38-2	B
Cadmium	0.070J	ug/L	0.50	0.018	1	03/07/17 15:20	03/09/17 12:40	7440-43-9	
Chromium	0.93J	ug/L	1.0	0.054	1	03/07/17 15:20	03/09/17 12:40	7440-47-3	B
Selenium	0.097J	ug/L	1.0	0.086	1	03/07/17 15:20	03/09/17 12:40	7782-49-2	
Thallium	<0.036	ug/L	1.0	0.036	1	03/07/17 15:20	03/09/17 12:40	7440-28-0	
7470 Mercury		Analytical Method: EPA 7470 Preparation Method: EPA 7470							
Mercury	<0.046	ug/L	0.20	0.046	1	03/06/17 13:45	03/07/17 12:56	7439-97-6	
2540C Total Dissolved Solids		Analytical Method: SM 2540C							
Total Dissolved Solids	737	mg/L	5.0	5.0	1		03/06/17 16:51		
4500H+ pH, Electrometric		Analytical Method: SM 4500-H+B							
pH at 25 Degrees C	7.2	Std. Units	0.10	0.10	1		03/08/17 15:30		H6
300.0 IC Anions 28 Days		Analytical Method: EPA 300.0							
Chloride	6.6	mg/L	1.0	0.50	1		03/07/17 16:19	16887-00-6	
Fluoride	0.16J	mg/L	0.20	0.10	1		03/07/17 16:19	16984-48-8	
Sulfate	99.8	mg/L	10.0	5.0	10		03/10/17 10:32	14808-79-8	

REPORT OF LABORATORY ANALYSIS

This report shall not be reproduced, except in full,
without the written consent of Pace Analytical Services, LLC.

ANALYTICAL RESULTS

Project: AMEREN LABADIE ENERGY CTR-UWL

Pace Project No.: 60239003

Sample: L-TMW-3 **Lab ID: 60239003003** Collected: 03/03/17 11:03 Received: 03/04/17 03:10 Matrix: Water

Parameters	Results	Units	PQL	MDL	DF	Prepared	Analyzed	CAS No.	Qual
200.7 Metals, Total		Analytical Method: EPA 200.7 Preparation Method: EPA 200.7							
Barium	303	ug/L	5.0	0.91	1	03/07/17 15:20	03/09/17 12:20	7440-39-3	
Beryllium	<0.16	ug/L	1.0	0.16	1	03/07/17 15:20	03/09/17 12:20	7440-41-7	
Boron	132	ug/L	100	3.5	1	03/07/17 15:20	03/09/17 12:20	7440-42-8	
Calcium	186000	ug/L	100	36.0	1	03/07/17 15:20	03/09/17 12:20	7440-70-2	M1
Cobalt	3.3J	ug/L	5.0	0.73	1	03/07/17 15:20	03/09/17 12:20	7440-48-4	
Lead	<2.4	ug/L	5.0	2.4	1	03/07/17 15:20	03/09/17 12:20	7439-92-1	
Lithium	54.3	ug/L	10.0	2.9	1	03/07/17 15:20	03/09/17 12:20	7439-93-2	
Molybdenum	<1.3	ug/L	20.0	1.3	1	03/07/17 15:20	03/09/17 12:20	7439-98-7	
200.8 MET ICPMS		Analytical Method: EPA 200.8 Preparation Method: EPA 200.8							
Antimony	0.055J	ug/L	1.0	0.026	1	03/07/17 15:20	03/09/17 12:45	7440-36-0	
Arsenic	7.5	ug/L	1.0	0.052	1	03/07/17 15:20	03/09/17 12:45	7440-38-2	
Cadmium	0.048J	ug/L	0.50	0.018	1	03/07/17 15:20	03/09/17 12:45	7440-43-9	
Chromium	0.59J	ug/L	1.0	0.054	1	03/07/17 15:20	03/09/17 12:45	7440-47-3	B
Selenium	<0.086	ug/L	1.0	0.086	1	03/07/17 15:20	03/09/17 12:45	7782-49-2	
Thallium	<0.036	ug/L	1.0	0.036	1	03/07/17 15:20	03/09/17 12:45	7440-28-0	
7470 Mercury		Analytical Method: EPA 7470 Preparation Method: EPA 7470							
Mercury	<0.046	ug/L	0.20	0.046	1	03/06/17 13:45	03/07/17 12:58	7439-97-6	
2540C Total Dissolved Solids		Analytical Method: SM 2540C							
Total Dissolved Solids	684	mg/L	5.0	5.0	1		03/06/17 16:51		
4500H+ pH, Electrometric		Analytical Method: SM 4500-H+B							
pH at 25 Degrees C	6.9	Std. Units	0.10	0.10	1		03/08/17 15:35		H6
300.0 IC Anions 28 Days		Analytical Method: EPA 300.0							
Chloride	7.0	mg/L	1.0	0.50	1		03/07/17 16:33	16887-00-6	
Fluoride	0.14J	mg/L	0.20	0.10	1		03/07/17 16:33	16984-48-8	
Sulfate	71.8	mg/L	5.0	2.5	5		03/10/17 10:46	14808-79-8	

REPORT OF LABORATORY ANALYSIS

This report shall not be reproduced, except in full,
without the written consent of Pace Analytical Services, LLC.

ANALYTICAL RESULTS

Project: AMEREN LABADIE ENERGY CTR-UWL

Pace Project No.: 60239003

Sample: L-MW-26 **Lab ID: 60239003004** Collected: 03/03/17 12:10 Received: 03/04/17 03:10 Matrix: Water

Parameters	Results	Units	PQL	MDL	DF	Prepared	Analyzed	CAS No.	Qual
200.7 Metals, Total		Analytical Method: EPA 200.7 Preparation Method: EPA 200.7							
Barium	208	ug/L	5.0	0.91	1	03/07/17 15:20	03/09/17 12:27	7440-39-3	
Beryllium	0.29J	ug/L	1.0	0.16	1	03/07/17 15:20	03/09/17 12:27	7440-41-7	B
Boron	64.0J	ug/L	100	3.5	1	03/07/17 15:20	03/09/17 12:27	7440-42-8	
Calcium	137000	ug/L	100	36.0	1	03/07/17 15:20	03/09/17 12:27	7440-70-2	
Cobalt	<0.73	ug/L	5.0	0.73	1	03/07/17 15:20	03/09/17 12:27	7440-48-4	
Lead	<2.4	ug/L	5.0	2.4	1	03/07/17 15:20	03/09/17 12:27	7439-92-1	
Lithium	30.6	ug/L	10.0	2.9	1	03/07/17 15:20	03/09/17 12:27	7439-93-2	
Molybdenum	<1.3	ug/L	20.0	1.3	1	03/07/17 15:20	03/09/17 12:27	7439-98-7	
200.8 MET ICPMS		Analytical Method: EPA 200.8 Preparation Method: EPA 200.8							
Antimony	0.14J	ug/L	1.0	0.026	1	03/07/17 15:20	03/09/17 12:58	7440-36-0	
Arsenic	0.73J	ug/L	1.0	0.052	1	03/07/17 15:20	03/09/17 12:58	7440-38-2	B
Cadmium	0.10J	ug/L	0.50	0.018	1	03/07/17 15:20	03/09/17 12:58	7440-43-9	
Chromium	0.83J	ug/L	1.0	0.054	1	03/07/17 15:20	03/09/17 12:58	7440-47-3	B
Selenium	14.9	ug/L	1.0	0.086	1	03/07/17 15:20	03/09/17 12:58	7782-49-2	
Thallium	0.041J	ug/L	1.0	0.036	1	03/07/17 15:20	03/09/17 12:58	7440-28-0	
7470 Mercury		Analytical Method: EPA 7470 Preparation Method: EPA 7470							
Mercury	<0.046	ug/L	0.20	0.046	1	03/06/17 13:45	03/07/17 13:09	7439-97-6	
2540C Total Dissolved Solids		Analytical Method: SM 2540C							
Total Dissolved Solids	489	mg/L	5.0	5.0	1		03/06/17 16:51		
4500H+ pH, Electrometric		Analytical Method: SM 4500-H+B							
pH at 25 Degrees C	7.5	Std. Units	0.10	0.10	1		03/10/17 11:27		H6
300.0 IC Anions 28 Days		Analytical Method: EPA 300.0							
Chloride	4.4	mg/L	1.0	0.50	1		03/11/17 15:51	16887-00-6	
Fluoride	0.16J	mg/L	0.20	0.10	1		03/11/17 15:51	16984-48-8	
Sulfate	29.6	mg/L	2.0	1.0	2		03/11/17 16:06	14808-79-8	

REPORT OF LABORATORY ANALYSIS

This report shall not be reproduced, except in full,
without the written consent of Pace Analytical Services, LLC.

ANALYTICAL RESULTS

Project: AMEREN LABADIE ENERGY CTR-UWL

Pace Project No.: 60239003

Sample: L-UWL-DUP-1 **Lab ID:** 60239003005 Collected: 03/03/17 08:00 Received: 03/04/17 03:10 Matrix: Water

Parameters	Results	Units	PQL	MDL	DF	Prepared	Analyzed	CAS No.	Qual
200.7 Metals, Total		Analytical Method: EPA 200.7 Preparation Method: EPA 200.7							
Barium	174	ug/L	5.0	0.91	1	03/07/17 15:20	03/09/17 12:29	7440-39-3	
Beryllium	<0.16	ug/L	1.0	0.16	1	03/07/17 15:20	03/09/17 12:29	7440-41-7	
Boron	124	ug/L	100	3.5	1	03/07/17 15:20	03/09/17 12:29	7440-42-8	
Calcium	175000	ug/L	100	36.0	1	03/07/17 15:20	03/09/17 12:29	7440-70-2	
Cobalt	3.5J	ug/L	5.0	0.73	1	03/07/17 15:20	03/09/17 12:29	7440-48-4	
Lead	<2.4	ug/L	5.0	2.4	1	03/07/17 15:20	03/09/17 12:29	7439-92-1	
Lithium	57.3	ug/L	10.0	2.9	1	03/07/17 15:20	03/09/17 12:29	7439-93-2	
Molybdenum	1.5J	ug/L	20.0	1.3	1	03/07/17 15:20	03/09/17 12:29	7439-98-7	
200.8 MET ICPMS		Analytical Method: EPA 200.8 Preparation Method: EPA 200.8							
Antimony	0.059J	ug/L	1.0	0.026	1	03/07/17 15:20	03/09/17 13:02	7440-36-0	
Arsenic	0.54J	ug/L	1.0	0.052	1	03/07/17 15:20	03/09/17 13:02	7440-38-2	B
Cadmium	0.086J	ug/L	0.50	0.018	1	03/07/17 15:20	03/09/17 13:02	7440-43-9	
Chromium	0.99J	ug/L	1.0	0.054	1	03/07/17 15:20	03/09/17 13:02	7440-47-3	B
Selenium	<0.086	ug/L	1.0	0.086	1	03/07/17 15:20	03/09/17 13:02	7782-49-2	
Thallium	<0.036	ug/L	1.0	0.036	1	03/07/17 15:20	03/09/17 13:02	7440-28-0	
7470 Mercury		Analytical Method: EPA 7470 Preparation Method: EPA 7470							
Mercury	<0.046	ug/L	0.20	0.046	1	03/06/17 13:45	03/07/17 13:11	7439-97-6	
2540C Total Dissolved Solids		Analytical Method: SM 2540C							
Total Dissolved Solids	733	mg/L	5.0	5.0	1		03/06/17 16:52		
4500H+ pH, Electrometric		Analytical Method: SM 4500-H+B							
pH at 25 Degrees C	7.2	Std. Units	0.10	0.10	1		03/08/17 15:26		H6
300.0 IC Anions 28 Days		Analytical Method: EPA 300.0							
Chloride	6.4	mg/L	1.0	0.50	1		03/07/17 17:13	16887-00-6	
Fluoride	0.16J	mg/L	0.20	0.10	1		03/07/17 17:13	16984-48-8	
Sulfate	98.7	mg/L	10.0	5.0	10		03/10/17 12:27	14808-79-8	

REPORT OF LABORATORY ANALYSIS

This report shall not be reproduced, except in full,
without the written consent of Pace Analytical Services, LLC.

ANALYTICAL RESULTS

Project: AMEREN LABADIE ENERGY CTR-UWL

Pace Project No.: 60239003

Sample: L-UWL-FB-1 **Lab ID:** 60239003006 Collected: 03/03/17 12:00 Received: 03/04/17 03:10 Matrix: Water

Parameters	Results	Units	PQL	MDL	DF	Prepared	Analyzed	CAS No.	Qual
200.7 Metals, Total		Analytical Method: EPA 200.7 Preparation Method: EPA 200.7							
Barium	<0.91	ug/L	5.0	0.91	1	03/07/17 15:20	03/09/17 12:31	7440-39-3	
Beryllium	0.17J	ug/L	1.0	0.16	1	03/07/17 15:20	03/09/17 12:31	7440-41-7	B
Boron	<3.5	ug/L	100	3.5	1	03/07/17 15:20	03/09/17 12:31	7440-42-8	
Calcium	41.3J	ug/L	100	36.0	1	03/07/17 15:20	03/09/17 12:31	7440-70-2	
Cobalt	<0.73	ug/L	5.0	0.73	1	03/07/17 15:20	03/09/17 12:31	7440-48-4	
Lead	<2.4	ug/L	5.0	2.4	1	03/07/17 15:20	03/09/17 12:31	7439-92-1	
Lithium	<2.9	ug/L	10.0	2.9	1	03/07/17 15:20	03/09/17 12:31	7439-93-2	
Molybdenum	<1.3	ug/L	20.0	1.3	1	03/07/17 15:20	03/09/17 12:31	7439-98-7	
200.8 MET ICPMS		Analytical Method: EPA 200.8 Preparation Method: EPA 200.8							
Antimony	<0.026	ug/L	1.0	0.026	1	03/07/17 15:20	03/09/17 13:19	7440-36-0	
Arsenic	<0.052	ug/L	1.0	0.052	1	03/07/17 15:20	03/09/17 13:19	7440-38-2	
Cadmium	<0.018	ug/L	0.50	0.018	1	03/07/17 15:20	03/09/17 13:19	7440-43-9	
Chromium	1.7	ug/L	1.0	0.054	1	03/07/17 15:20	03/09/17 13:19	7440-47-3	
Selenium	<0.086	ug/L	1.0	0.086	1	03/07/17 15:20	03/09/17 13:19	7782-49-2	
Thallium	<0.036	ug/L	1.0	0.036	1	03/07/17 15:20	03/09/17 13:19	7440-28-0	
7470 Mercury		Analytical Method: EPA 7470 Preparation Method: EPA 7470							
Mercury	<0.046	ug/L	0.20	0.046	1	03/06/17 13:45	03/07/17 13:13	7439-97-6	
2540C Total Dissolved Solids		Analytical Method: SM 2540C							
Total Dissolved Solids	<5.0	mg/L	5.0	5.0	1		03/06/17 16:52		
4500H+ pH, Electrometric		Analytical Method: SM 4500-H+B							
pH at 25 Degrees C	8.1	Std. Units	0.10	0.10	1		03/10/17 11:27		H6
300.0 IC Anions 28 Days		Analytical Method: EPA 300.0							
Chloride	<0.50	mg/L	1.0	0.50	1		03/07/17 17:26	16887-00-6	
Fluoride	<0.10	mg/L	0.20	0.10	1		03/07/17 17:26	16984-48-8	
Sulfate	<0.50	mg/L	1.0	0.50	1		03/07/17 17:26	14808-79-8	

REPORT OF LABORATORY ANALYSIS

This report shall not be reproduced, except in full,
without the written consent of Pace Analytical Services, LLC.

ANALYTICAL RESULTS

Project: AMEREN LABADIE ENERGY CTR-UWL

Pace Project No.: 60239003

Sample: L-BMW-1S **Lab ID: 60239001009** Collected: 03/01/17 14:30 Received: 03/04/17 03:10 Matrix: Water

Parameters	Results	Units	PQL	MDL	DF	Prepared	Analyzed	CAS No.	Qual
200.7 Metals, Total		Analytical Method: EPA 200.7 Preparation Method: EPA 200.7							
Barium	351	ug/L	5.0	0.91	1	03/06/17 14:25	03/07/17 14:11	7440-39-3	
Beryllium	<0.16	ug/L	1.0	0.16	1	03/06/17 14:25	03/07/17 14:11	7440-41-7	
Boron	102	ug/L	100	3.5	1	03/06/17 14:25	03/07/17 14:11	7440-42-8	
Calcium	209000	ug/L	100	36.0	1	03/06/17 14:25	03/07/17 14:11	7440-70-2	
Cobalt	0.88J	ug/L	5.0	0.73	1	03/06/17 14:25	03/07/17 14:11	7440-48-4	
Lead	<2.4	ug/L	5.0	2.4	1	03/06/17 14:25	03/07/17 14:11	7439-92-1	
Lithium	18.9	ug/L	10.0	2.9	1	03/06/17 14:25	03/07/17 14:11	7439-93-2	
Molybdenum	1.4J	ug/L	20.0	1.3	1	03/06/17 14:25	03/07/17 14:11	7439-98-7	
200.8 MET ICPMS		Analytical Method: EPA 200.8 Preparation Method: EPA 200.8							
Antimony	0.027J	ug/L	1.0	0.026	1	03/06/17 14:25	03/07/17 13:12	7440-36-0	
Arsenic	27.1	ug/L	1.0	0.052	1	03/06/17 14:25	03/07/17 13:12	7440-38-2	
Cadmium	<0.018	ug/L	0.50	0.018	1	03/06/17 14:25	03/07/17 13:12	7440-43-9	
Chromium	2.2	ug/L	1.0	0.054	1	03/06/17 14:25	03/07/17 13:12	7440-47-3	
Selenium	<0.086	ug/L	1.0	0.086	1	03/06/17 14:25	03/07/17 13:12	7782-49-2	
Thallium	<0.036	ug/L	1.0	0.036	1	03/06/17 14:25	03/07/17 13:12	7440-28-0	
7470 Mercury		Analytical Method: EPA 7470 Preparation Method: EPA 7470							
Mercury	<0.046	ug/L	0.20	0.046	1	03/06/17 13:45	03/07/17 11:54	7439-97-6	
2540C Total Dissolved Solids		Analytical Method: SM 2540C							
Total Dissolved Solids	748	mg/L	5.0	5.0	1		03/06/17 13:34		
4500H+ pH, Electrometric		Analytical Method: SM 4500-H+B							
pH at 25 Degrees C	7.0	Std. Units	0.10	0.10	1		03/07/17 17:35		H6
300.0 IC Anions 28 Days		Analytical Method: EPA 300.0							
Chloride	6.3	mg/L	1.0	0.50	1		03/07/17 14:45	16887-00-6	
Fluoride	0.14J	mg/L	0.20	0.10	1		03/07/17 14:45	16984-48-8	
Sulfate	53.3	mg/L	5.0	2.5	5		03/08/17 15:41	14808-79-8	

REPORT OF LABORATORY ANALYSIS

This report shall not be reproduced, except in full,
without the written consent of Pace Analytical Services, LLC.

ANALYTICAL RESULTS

Project: AMEREN LABADIE ENERGY CTR-UWL

Pace Project No.: 60239003

Sample: L-BMW-2S **Lab ID: 60239001010** Collected: 03/01/17 15:38 Received: 03/04/17 03:10 Matrix: Water

Parameters	Results	Units	PQL	MDL	DF	Prepared	Analyzed	CAS No.	Qual
200.7 Metals, Total		Analytical Method: EPA 200.7 Preparation Method: EPA 200.7							
Barium	250	ug/L	5.0	0.91	1	03/06/17 14:25	03/07/17 14:13	7440-39-3	
Beryllium	0.25J	ug/L	1.0	0.16	1	03/06/17 14:25	03/07/17 14:13	7440-41-7	
Boron	49.1J	ug/L	100	3.5	1	03/06/17 14:25	03/07/17 14:13	7440-42-8	
Calcium	131000	ug/L	100	36.0	1	03/06/17 14:25	03/07/17 14:13	7440-70-2	M1
Cobalt	<0.73	ug/L	5.0	0.73	1	03/06/17 14:25	03/07/17 14:13	7440-48-4	
Lead	<2.4	ug/L	5.0	2.4	1	03/06/17 14:25	03/07/17 14:13	7439-92-1	
Lithium	17.9	ug/L	10.0	2.9	1	03/06/17 14:25	03/07/17 14:13	7439-93-2	
Molybdenum	2.3J	ug/L	20.0	1.3	1	03/06/17 14:25	03/07/17 14:13	7439-98-7	
200.8 MET ICPMS		Analytical Method: EPA 200.8 Preparation Method: EPA 200.8							
Antimony	0.21J	ug/L	1.0	0.026	1	03/06/17 14:25	03/07/17 13:17	7440-36-0	
Arsenic	0.46J	ug/L	1.0	0.052	1	03/06/17 14:25	03/07/17 13:17	7440-38-2	
Cadmium	0.033J	ug/L	0.50	0.018	1	03/06/17 14:25	03/07/17 13:17	7440-43-9	
Chromium	0.39J	ug/L	1.0	0.054	1	03/06/17 14:25	03/07/17 13:17	7440-47-3	B
Selenium	1.6	ug/L	1.0	0.086	1	03/06/17 14:25	03/07/17 13:17	7782-49-2	
Thallium	<0.036	ug/L	1.0	0.036	1	03/06/17 14:25	03/07/17 13:17	7440-28-0	
7470 Mercury		Analytical Method: EPA 7470 Preparation Method: EPA 7470							
Mercury	<0.046	ug/L	0.20	0.046	1	03/06/17 13:45	03/07/17 11:56	7439-97-6	
2540C Total Dissolved Solids		Analytical Method: SM 2540C							
Total Dissolved Solids	413	mg/L	5.0	5.0	1		03/06/17 13:34		
4500H+ pH, Electrometric		Analytical Method: SM 4500-H+B							
pH at 25 Degrees C	7.4	Std. Units	0.10	0.10	1		03/07/17 17:36		H6
300.0 IC Anions 28 Days		Analytical Method: EPA 300.0							
Chloride	2.2	mg/L	1.0	0.50	1		03/07/17 14:59	16887-00-6	
Fluoride	0.17J	mg/L	0.20	0.10	1		03/07/17 14:59	16984-48-8	
Sulfate	14.3	mg/L	1.0	0.50	1		03/07/17 14:59	14808-79-8	

REPORT OF LABORATORY ANALYSIS

This report shall not be reproduced, except in full,
without the written consent of Pace Analytical Services, LLC.

QUALITY CONTROL DATA

Project: AMEREN LABADIE ENERGY CTR-UWL

Pace Project No.: 60239003

QC Batch: 467663 Analysis Method: EPA 7470
 QC Batch Method: EPA 7470 Analysis Description: 7470 Mercury
 Associated Lab Samples: 60239001009, 60239001010

METHOD BLANK: 1914206 Matrix: Water

Associated Lab Samples: 60239001009, 60239001010

Parameter	Units	Blank Result	Reporting Limit	MDL	Analyzed	Qualifiers
Mercury	ug/L	<0.046	0.20	0.046	03/07/17 11:23	

LABORATORY CONTROL SAMPLE: 1914207

Parameter	Units	Spike Conc.	LCS Result	LCS % Rec	% Rec Limits	Qualifiers
Mercury	ug/L	5	5.3	107	80-120	

MATRIX SPIKE & MATRIX SPIKE DUPLICATE: 1914208 1914209

Parameter	Units	60239001001		60239001010		60239001009		% Rec Limits	RPD	Max RPD	Qual	
		MS Result	MSD Spike Conc.	MS Result	MSD Spike Conc.	MS Result	MSD Spike Conc.					
Mercury	ug/L	<0.046	5	5	5	4.6	5.2	92	104	75-125	12	20

MATRIX SPIKE & MATRIX SPIKE DUPLICATE: 1914210 1914211

Parameter	Units	60239002007		60239001001		60239001010		% Rec Limits	RPD	Max RPD	Qual	
		MS Result	MSD Spike Conc.	MS Result	MSD Spike Conc.	MS Result	MSD Spike Conc.					
Mercury	ug/L	<0.046	5	5	5	5.0	4.2	100	83	75-125	19	20

Results presented on this page are in the units indicated by the "Units" column except where an alternate unit is presented to the right of the result.

REPORT OF LABORATORY ANALYSIS

This report shall not be reproduced, except in full,
without the written consent of Pace Analytical Services, LLC.

QUALITY CONTROL DATA

Project: AMEREN LABADIE ENERGY CTR-UWL

Pace Project No.: 60239003

QC Batch: 467664

Analysis Method: EPA 7470

QC Batch Method: EPA 7470

Analysis Description: 7470 Mercury

Associated Lab Samples: 60239003001, 60239003002, 60239003003, 60239003004, 60239003005, 60239003006

METHOD BLANK: 1914212

Matrix: Water

Associated Lab Samples: 60239003001, 60239003002, 60239003003, 60239003004, 60239003005, 60239003006

Parameter	Units	Blank Result	Reporting Limit	MDL	Analyzed	Qualifiers
Mercury	ug/L	<0.046	0.20	0.046	03/07/17 12:27	

LABORATORY CONTROL SAMPLE: 1914213

Parameter	Units	Spike Conc.	LCS Result	LCS % Rec	% Rec Limits	Qualifiers
Mercury	ug/L	5	5.2	104	80-120	

MATRIX SPIKE & MATRIX SPIKE DUPLICATE: 1914214 1914215

Parameter	Units	60239003003		1914214		1914215		% Rec Limits	RPD	Max RPD	Qual	
		MS Result	MSD Spike Conc.	MS Spike Conc.	MSD Spike Conc.	MS Result	MSD Result					MS % Rec
Mercury	ug/L	<0.046	5	5	5	5.2	5.1	105	101	75-125	3	20

Results presented on this page are in the units indicated by the "Units" column except where an alternate unit is presented to the right of the result.

REPORT OF LABORATORY ANALYSIS

This report shall not be reproduced, except in full,
without the written consent of Pace Analytical Services, LLC.

QUALITY CONTROL DATA

Project: AMEREN LABADIE ENERGY CTR-UWL

Pace Project No.: 60239003

QC Batch: 467645 Analysis Method: EPA 200.7
 QC Batch Method: EPA 200.7 Analysis Description: 200.7 Metals, Total
 Associated Lab Samples: 60239001009, 60239001010

METHOD BLANK: 1914146 Matrix: Water

Associated Lab Samples: 60239001009, 60239001010

Parameter	Units	Blank Result	Reporting Limit	MDL	Analyzed	Qualifiers
Barium	ug/L	<0.91	5.0	0.91	03/07/17 13:40	
Beryllium	ug/L	<0.16	1.0	0.16	03/07/17 13:40	
Boron	ug/L	<3.5	100	3.5	03/07/17 13:40	
Calcium	ug/L	<36.0	100	36.0	03/07/17 13:40	
Cobalt	ug/L	<0.73	5.0	0.73	03/07/17 13:40	
Lead	ug/L	<2.4	5.0	2.4	03/07/17 13:40	
Lithium	ug/L	<2.9	10.0	2.9	03/07/17 13:40	
Molybdenum	ug/L	<1.3	20.0	1.3	03/07/17 13:40	

LABORATORY CONTROL SAMPLE: 1914147

Parameter	Units	Spike Conc.	LCS Result	LCS % Rec	% Rec Limits	Qualifiers
Barium	ug/L	1000	1030	103	85-115	
Beryllium	ug/L	1000	1080	108	85-115	
Boron	ug/L	1000	1040	104	85-115	
Calcium	ug/L	10000	10400	104	85-115	
Cobalt	ug/L	1000	1060	106	85-115	
Lead	ug/L	1000	1020	102	85-115	
Lithium	ug/L	1000	1090	109	85-115	
Molybdenum	ug/L	1000	1080	108	85-115	

MATRIX SPIKE & MATRIX SPIKE DUPLICATE: 1914148 1914149

Parameter	Units	60239001001		MSD		MS		MSD		% Rec Limits	RPD	Max RPD	Qual
		Result	MS Spike Conc.	Spike Conc.	MS Result	MSD Result	MS % Rec	MSD % Rec					
Barium	ug/L	138	1000	1000	1180	1160	104	102	70-130	1	20		
Beryllium	ug/L	0.24J	1000	1000	1110	1100	111	110	70-130	1	20		
Boron	ug/L	2560	1000	1000	3520	3490	96	93	70-130	1	20		
Calcium	ug/L	153000	10000	10000	156000	156000	27	26	70-130	0	20	M1	
Cobalt	ug/L	2.6J	1000	1000	1040	1030	103	102	70-130	1	20		
Lead	ug/L	<2.4	1000	1000	988	982	99	98	70-130	1	20		
Lithium	ug/L	21.7	1000	1000	1150	1130	113	111	70-130	2	20		
Molybdenum	ug/L	3.3J	1000	1000	1100	1080	109	108	70-130	1	20		

Results presented on this page are in the units indicated by the "Units" column except where an alternate unit is presented to the right of the result.

REPORT OF LABORATORY ANALYSIS

This report shall not be reproduced, except in full,
without the written consent of Pace Analytical Services, LLC.

QUALITY CONTROL DATA

Project: AMEREN LABADIE ENERGY CTR-UWL

Pace Project No.: 60239003

MATRIX SPIKE SAMPLE:		1914150					
Parameter	Units	60239001010 Result	Spike Conc.	MS Result	MS % Rec	% Rec Limits	Qualifiers
Barium	ug/L	250	1000	1280	103	70-130	
Beryllium	ug/L	0.25J	1000	1080	108	70-130	
Boron	ug/L	49.1J	1000	1110	106	70-130	
Calcium	ug/L	131000	10000	134000	26	70-130	M1
Cobalt	ug/L	<0.73	1000	1030	103	70-130	
Lead	ug/L	<2.4	1000	987	99	70-130	
Lithium	ug/L	17.9	1000	1130	111	70-130	
Molybdenum	ug/L	2.3J	1000	1090	109	70-130	

Results presented on this page are in the units indicated by the "Units" column except where an alternate unit is presented to the right of the result.

REPORT OF LABORATORY ANALYSIS

This report shall not be reproduced, except in full,
without the written consent of Pace Analytical Services, LLC.

QUALITY CONTROL DATA

Project: AMEREN LABADIE ENERGY CTR-UWL

Pace Project No.: 60239003

QC Batch: 467818

Analysis Method: EPA 200.7

QC Batch Method: EPA 200.7

Analysis Description: 200.7 Metals, Total

Associated Lab Samples: 60239003001, 60239003002, 60239003003, 60239003004, 60239003005, 60239003006

METHOD BLANK: 1914780

Matrix: Water

Associated Lab Samples: 60239003001, 60239003002, 60239003003, 60239003004, 60239003005, 60239003006

Parameter	Units	Blank Result	Reporting Limit	MDL	Analyzed	Qualifiers
Barium	ug/L	<0.91	5.0	0.91	03/09/17 12:12	
Beryllium	ug/L	0.35J	1.0	0.16	03/09/17 12:12	
Boron	ug/L	<3.5	100	3.5	03/09/17 12:12	
Calcium	ug/L	<36.0	100	36.0	03/09/17 12:12	
Cobalt	ug/L	<0.73	5.0	0.73	03/09/17 12:12	
Lead	ug/L	<2.4	5.0	2.4	03/09/17 12:12	
Lithium	ug/L	<2.9	10.0	2.9	03/09/17 12:12	
Molybdenum	ug/L	<1.3	20.0	1.3	03/09/17 12:12	

LABORATORY CONTROL SAMPLE: 1914781

Parameter	Units	Spike Conc.	LCS Result	LCS % Rec	% Rec Limits	Qualifiers
Barium	ug/L	1000	1040	104	85-115	
Beryllium	ug/L	1000	1020	102	85-115	
Boron	ug/L	1000	1020	102	85-115	
Calcium	ug/L	10000	9790	98	85-115	
Cobalt	ug/L	1000	1050	105	85-115	
Lead	ug/L	1000	986	99	85-115	
Lithium	ug/L	1000	1060	106	85-115	
Molybdenum	ug/L	1000	1080	108	85-115	

MATRIX SPIKE & MATRIX SPIKE DUPLICATE: 1914782 1914783

Parameter	Units	60239003003		1914783		MS % Rec	MSD % Rec	% Rec Limits	RPD	Max RPD	Qual
		MS Result	MSD Spike Conc.	MS Spike Conc.	MSD Result						
Barium	ug/L	303	1000	1000	1360	1350	106	105	70-130	1	20
Beryllium	ug/L	<0.16	1000	1000	1050	1040	105	104	70-130	1	20
Boron	ug/L	132	1000	1000	1220	1220	109	108	70-130	0	20
Calcium	ug/L	186000	10000	10000	193000	194000	68	74	70-130	0	20 M1
Cobalt	ug/L	3.3J	1000	1000	1040	1040	104	104	70-130	0	20
Lead	ug/L	<2.4	1000	1000	977	977	98	98	70-130	0	20
Lithium	ug/L	54.3	1000	1000	1160	1150	111	110	70-130	1	20
Molybdenum	ug/L	<1.3	1000	1000	1120	1120	112	112	70-130	0	20

Results presented on this page are in the units indicated by the "Units" column except where an alternate unit is presented to the right of the result.

REPORT OF LABORATORY ANALYSIS

This report shall not be reproduced, except in full,
without the written consent of Pace Analytical Services, LLC.

QUALITY CONTROL DATA

Project: AMEREN LABADIE ENERGY CTR-UWL

Pace Project No.: 60239003

Parameter	Units	1914784		1914785		MS Result	MSD Result	MS % Rec	MSD % Rec	% Rec Limits	Max RPD	Qual
		60239078005 Result	MS Spike Conc.	MSD Spike Conc.	MS Result							
Barium	ug/L	384	1000	1000	1450	1450	107	106	70-130	0	20	
Beryllium	ug/L	0.20J	1000	1000	1050	1050	105	105	70-130	0	20	
Boron	ug/L	101	1000	1000	1170	1170	107	106	70-130	0	20	
Calcium	ug/L	122000	10000	10000	133000	132000	104	98	70-130	0	20	
Cobalt	ug/L	<0.73	1000	1000	1060	1050	106	105	70-130	1	20	
Lead	ug/L	3.0J	1000	1000	995	984	99	98	70-130	1	20	
Lithium	ug/L	5.0J	1000	1000	1120	1110	111	111	70-130	0	20	
Molybdenum	ug/L	<1.3	1000	1000	1130	1120	113	112	70-130	1	20	

Results presented on this page are in the units indicated by the "Units" column except where an alternate unit is presented to the right of the result.

REPORT OF LABORATORY ANALYSIS

This report shall not be reproduced, except in full,
without the written consent of Pace Analytical Services, LLC.

QUALITY CONTROL DATA

Project: AMEREN LABADIE ENERGY CTR-UWL

Pace Project No.: 60239003

QC Batch: 467646 Analysis Method: EPA 200.8
 QC Batch Method: EPA 200.8 Analysis Description: 200.8 MET
 Associated Lab Samples: 60239001009, 60239001010

METHOD BLANK: 1914151 Matrix: Water

Associated Lab Samples: 60239001009, 60239001010

Parameter	Units	Blank Result	Reporting Limit	MDL	Analyzed	Qualifiers
Antimony	ug/L	<0.026	1.0	0.026	03/07/17 12:03	
Arsenic	ug/L	<0.052	1.0	0.052	03/07/17 12:03	
Cadmium	ug/L	<0.018	0.50	0.018	03/07/17 12:03	
Chromium	ug/L	0.092J	1.0	0.054	03/07/17 12:03	
Selenium	ug/L	<0.086	1.0	0.086	03/07/17 12:03	
Thallium	ug/L	<0.036	1.0	0.036	03/07/17 12:03	

LABORATORY CONTROL SAMPLE: 1914152

Parameter	Units	Spike Conc.	LCS Result	LCS % Rec	% Rec Limits	Qualifiers
Antimony	ug/L	40	38.6	96	85-115	
Arsenic	ug/L	40	39.3	98	85-115	
Cadmium	ug/L	40	39.5	99	85-115	
Chromium	ug/L	40	39.9	100	85-115	
Selenium	ug/L	40	38.3	96	85-115	
Thallium	ug/L	40	39.4	98	85-115	

MATRIX SPIKE & MATRIX SPIKE DUPLICATE: 1914153 1914154

Parameter	Units	60239001001		60239001004		MS		MSD		% Rec Limits	Max RPD	Qual
		MS Spike Conc.	MSD Spike Conc.	MS Result	MSD Result	% Rec	% Rec					
Antimony	ug/L	0.058J	40	40	38.9	37.7	97	94	70-130	3	20	
Arsenic	ug/L	5.6	40	40	44.5	44.4	97	97	70-130	0	20	
Cadmium	ug/L	0.072J	40	40	37.9	38.3	95	96	70-130	1	20	
Chromium	ug/L	0.38J	40	40	41.6	41.4	103	102	70-130	1	20	
Selenium	ug/L	0.34J	40	40	37.1	38.0	92	94	70-130	2	20	
Thallium	ug/L	0.055J	40	40	40.1	39.7	100	99	70-130	1	20	

MATRIX SPIKE SAMPLE: 1914155

Parameter	Units	60239001004 Result	Spike Conc.	MS Result	MS % Rec	% Rec Limits	Qualifiers
Antimony	ug/L	0.030J	40	38.9	97	70-130	
Arsenic	ug/L	13.5	40	53.2	99	70-130	
Cadmium	ug/L	<0.018	40	38.4	96	70-130	
Chromium	ug/L	0.72J	40	39.8	98	70-130	
Selenium	ug/L	<0.086	40	37.0	92	70-130	
Thallium	ug/L	<0.036	40	40.3	101	70-130	

Results presented on this page are in the units indicated by the "Units" column except where an alternate unit is presented to the right of the result.

REPORT OF LABORATORY ANALYSIS

This report shall not be reproduced, except in full,
without the written consent of Pace Analytical Services, LLC.

QUALITY CONTROL DATA

Project: AMEREN LABADIE ENERGY CTR-UWL

Pace Project No.: 60239003

QC Batch: 467819 Analysis Method: EPA 200.8

QC Batch Method: EPA 200.8 Analysis Description: 200.8 MET

Associated Lab Samples: 60239003001, 60239003002, 60239003003, 60239003004, 60239003005, 60239003006

METHOD BLANK: 1914787 Matrix: Water

Associated Lab Samples: 60239003001, 60239003002, 60239003003, 60239003004, 60239003005, 60239003006

Parameter	Units	Blank Result	Reporting Limit	MDL	Analyzed	Qualifiers
Antimony	ug/L	<0.026	1.0	0.026	03/09/17 12:27	
Arsenic	ug/L	0.078J	1.0	0.052	03/09/17 12:27	
Cadmium	ug/L	<0.018	0.50	0.018	03/09/17 12:27	
Chromium	ug/L	0.14J	1.0	0.054	03/09/17 12:27	
Selenium	ug/L	<0.086	1.0	0.086	03/09/17 12:27	
Thallium	ug/L	<0.036	1.0	0.036	03/09/17 12:27	

LABORATORY CONTROL SAMPLE: 1914788

Parameter	Units	Spike Conc.	LCS Result	LCS % Rec	% Rec Limits	Qualifiers
Antimony	ug/L	40	39.0	98	85-115	
Arsenic	ug/L	40	39.2	98	85-115	
Cadmium	ug/L	40	39.1	98	85-115	
Chromium	ug/L	40	40.2	100	85-115	
Selenium	ug/L	40	37.4	93	85-115	
Thallium	ug/L	40	37.3	93	85-115	

MATRIX SPIKE & MATRIX SPIKE DUPLICATE: 1914789 1914790

Parameter	Units	60239003003		MSD		MS		MSD		% Rec Limits	RPD	Max RPD	Qual
		Result	Spike Conc.	Spike Conc.	Result	Result	% Rec	% Rec					
Antimony	ug/L	0.055J	40	40	39.8	40.2	99	100	70-130	1	20		
Arsenic	ug/L	7.5	40	40	47.5	47.8	100	101	70-130	1	20		
Cadmium	ug/L	0.048J	40	40	38.5	39.4	96	98	70-130	2	20		
Chromium	ug/L	0.59J	40	40	40.8	41.6	101	103	70-130	2	20		
Selenium	ug/L	<0.086	40	40	36.0	36.8	90	92	70-130	2	20		
Thallium	ug/L	<0.036	40	40	37.8	38.4	95	96	70-130	1	20		

MATRIX SPIKE & MATRIX SPIKE DUPLICATE: 1914791 1914792

Parameter	Units	60239078005		MSD		MS		MSD		% Rec Limits	RPD	Max RPD	Qual
		Result	Spike Conc.	Spike Conc.	Result	Result	% Rec	% Rec					
Antimony	ug/L	<0.026	40	40	40.0	39.9	100	100	70-130	0	20		
Arsenic	ug/L	4.8	40	40	44.7	44.4	100	99	70-130	1	20		
Cadmium	ug/L	<0.018	40	40	39.8	39.5	100	99	70-130	1	20		
Chromium	ug/L	0.58J	40	40	43.7	44.2	108	109	70-130	1	20		
Selenium	ug/L	<0.086	40	40	37.2	36.3	93	91	70-130	3	20		

Results presented on this page are in the units indicated by the "Units" column except where an alternate unit is presented to the right of the result.

REPORT OF LABORATORY ANALYSIS

This report shall not be reproduced, except in full,
without the written consent of Pace Analytical Services, LLC.

QUALITY CONTROL DATA

Project: AMEREN LABADIE ENERGY CTR-UWL

Pace Project No.: 60239003

Parameter	Units	1914791		1914792		MS Result	MSD Result	MS % Rec	MSD % Rec	% Rec Limits	Max RPD	Qual
		MS Spike Conc.	MSD Spike Conc.	MS Result	MSD Result							
Thallium	ug/L	<0.036	40	40	38.5	38.1	96	95	70-130	1	20	

Results presented on this page are in the units indicated by the "Units" column except where an alternate unit is presented to the right of the result.

REPORT OF LABORATORY ANALYSIS

This report shall not be reproduced, except in full,
without the written consent of Pace Analytical Services, LLC.

QUALITY CONTROL DATA

Project: AMEREN LABADIE ENERGY CTR-UWL

Pace Project No.: 60239003

QC Batch: 467655

Analysis Method: SM 2540C

QC Batch Method: SM 2540C

Analysis Description: 2540C Total Dissolved Solids

Associated Lab Samples: 60239001009, 60239001010

METHOD BLANK: 1914179

Matrix: Water

Associated Lab Samples: 60239001009, 60239001010

Parameter	Units	Blank Result	Reporting Limit	MDL	Analyzed	Qualifiers
Total Dissolved Solids	mg/L	<5.0	5.0	5.0	03/06/17 13:33	

LABORATORY CONTROL SAMPLE: 1914180

Parameter	Units	Spike Conc.	LCS Result	LCS % Rec	% Rec Limits	Qualifiers
Total Dissolved Solids	mg/L	1000	984	98	80-120	

SAMPLE DUPLICATE: 1914181

Parameter	Units	60239001001 Result	Dup Result	RPD	Max RPD	Qualifiers
Total Dissolved Solids	mg/L	521	518	1	10	

SAMPLE DUPLICATE: 1914182

Parameter	Units	60239002007 Result	Dup Result	RPD	Max RPD	Qualifiers
Total Dissolved Solids	mg/L	801	787	2	10	

Results presented on this page are in the units indicated by the "Units" column except where an alternate unit is presented to the right of the result.

REPORT OF LABORATORY ANALYSIS

This report shall not be reproduced, except in full,
without the written consent of Pace Analytical Services, LLC.

QUALITY CONTROL DATA

Project: AMEREN LABADIE ENERGY CTR-UWL

Pace Project No.: 60239003

QC Batch: 467708

Analysis Method: SM 2540C

QC Batch Method: SM 2540C

Analysis Description: 2540C Total Dissolved Solids

Associated Lab Samples: 60239003001, 60239003002, 60239003003, 60239003004, 60239003005, 60239003006

METHOD BLANK: 1914312

Matrix: Water

Associated Lab Samples: 60239003001, 60239003002, 60239003003, 60239003004, 60239003005, 60239003006

Parameter	Units	Blank Result	Reporting Limit	MDL	Analyzed	Qualifiers
Total Dissolved Solids	mg/L	<5.0	5.0	5.0	03/06/17 16:41	

LABORATORY CONTROL SAMPLE: 1914313

Parameter	Units	Spike Conc.	LCS Result	LCS % Rec	% Rec Limits	Qualifiers
Total Dissolved Solids	mg/L	1000	967	97	80-120	

SAMPLE DUPLICATE: 1914314

Parameter	Units	60239002009 Result	Dup Result	RPD	Max RPD	Qualifiers
Total Dissolved Solids	mg/L	458	463	1	10	

SAMPLE DUPLICATE: 1914315

Parameter	Units	60239003003 Result	Dup Result	RPD	Max RPD	Qualifiers
Total Dissolved Solids	mg/L	684	678	1	10	

Results presented on this page are in the units indicated by the "Units" column except where an alternate unit is presented to the right of the result.

REPORT OF LABORATORY ANALYSIS

This report shall not be reproduced, except in full,
without the written consent of Pace Analytical Services, LLC.

QUALITY CONTROL DATA

Project: AMEREN LABADIE ENERGY CTR-UWL

Pace Project No.: 60239003

QC Batch: 467783 Analysis Method: SM 4500-H+B

QC Batch Method: SM 4500-H+B Analysis Description: 4500H+B pH

Associated Lab Samples: 60239001009, 60239001010

SAMPLE DUPLICATE: 1914609

Parameter	Units	60238737003 Result	Dup Result	RPD	Max RPD	Qualifiers
pH at 25 Degrees C	Std. Units	7.4	7.5	0	5	H6

Results presented on this page are in the units indicated by the "Units" column except where an alternate unit is presented to the right of the result.

REPORT OF LABORATORY ANALYSIS

This report shall not be reproduced, except in full,
without the written consent of Pace Analytical Services, LLC.

QUALITY CONTROL DATA

Project: AMEREN LABADIE ENERGY CTR-UWL

Pace Project No.: 60239003

QC Batch: 468014 Analysis Method: SM 4500-H+B

QC Batch Method: SM 4500-H+B Analysis Description: 4500H+B pH

Associated Lab Samples: 60239003001, 60239003002, 60239003003, 60239003005

SAMPLE DUPLICATE: 1915494

Parameter	Units	60239003003 Result	Dup Result	RPD	Max RPD	Qualifiers
pH at 25 Degrees C	Std. Units	6.9	6.9	0	5	H6

Results presented on this page are in the units indicated by the "Units" column except where an alternate unit is presented to the right of the result.

REPORT OF LABORATORY ANALYSIS

This report shall not be reproduced, except in full,
without the written consent of Pace Analytical Services, LLC.

QUALITY CONTROL DATA

Project: AMEREN LABADIE ENERGY CTR-UWL

Pace Project No.: 60239003

QC Batch: 468118 Analysis Method: SM 4500-H+B

QC Batch Method: SM 4500-H+B Analysis Description: 4500H+B pH

Associated Lab Samples: 60239003004, 60239003006

SAMPLE DUPLICATE: 1915886

Parameter	Units	60238916002 Result	Dup Result	RPD	Max RPD	Qualifiers
pH at 25 Degrees C	Std. Units	11.8	11.6	0	5	H6

Results presented on this page are in the units indicated by the "Units" column except where an alternate unit is presented to the right of the result.

REPORT OF LABORATORY ANALYSIS

This report shall not be reproduced, except in full,
without the written consent of Pace Analytical Services, LLC.

QUALITY CONTROL DATA

Project: AMEREN LABADIE ENERGY CTR-UWL

Pace Project No.: 60239003

QC Batch: 467750 Analysis Method: EPA 300.0
 QC Batch Method: EPA 300.0 Analysis Description: 300.0 IC Anions
 Associated Lab Samples: 60239001009, 60239001010, 60239003001, 60239003002, 60239003003, 60239003005, 60239003006

METHOD BLANK: 1914482 Matrix: Water
 Associated Lab Samples: 60239001009, 60239001010, 60239003001, 60239003002, 60239003003, 60239003005, 60239003006

Parameter	Units	Blank Result	Reporting Limit	MDL	Analyzed	Qualifiers
Chloride	mg/L	<0.50	1.0	0.50	03/07/17 09:11	
Fluoride	mg/L	<0.10	0.20	0.10	03/07/17 09:11	
Sulfate	mg/L	<0.50	1.0	0.50	03/07/17 09:11	

LABORATORY CONTROL SAMPLE: 1914483

Parameter	Units	Spike Conc.	LCS Result	LCS % Rec	% Rec Limits	Qualifiers
Chloride	mg/L	5	4.8	96	90-110	
Fluoride	mg/L	2.5	2.4	97	90-110	
Sulfate	mg/L	5	5.0	100	90-110	

MATRIX SPIKE & MATRIX SPIKE DUPLICATE: 1914484 1914485

Parameter	Units	60239001001		MS		MSD		MS		MSD		% Rec Limits	Max RPD	Qual
		Result	Conc.	Spike Conc.	Conc.	Result	Result	% Rec	% Rec					
Chloride	mg/L	4.8	5	5	5	9.9	10.1	102	105	80-120	2	15		
Fluoride	mg/L	0.16J	2.5	2.5	2.5	2.7	2.8	103	106	80-120	3	15		

MATRIX SPIKE SAMPLE: 1914486

Parameter	Units	60239003003 Result	Spike Conc.	MS Result	MS % Rec	% Rec Limits	Qualifiers
Chloride	mg/L	7.0	5	11.8	96	80-120	
Fluoride	mg/L	0.14J	2.5	2.7	100	80-120	

Results presented on this page are in the units indicated by the "Units" column except where an alternate unit is presented to the right of the result.

REPORT OF LABORATORY ANALYSIS

This report shall not be reproduced, except in full,
without the written consent of Pace Analytical Services, LLC.

QUALITY CONTROL DATA

Project: AMEREN LABADIE ENERGY CTR-UWL

Pace Project No.: 60239003

QC Batch: 467870

Analysis Method: EPA 300.0

QC Batch Method: EPA 300.0

Analysis Description: 300.0 IC Anions

Associated Lab Samples: 60239001009

METHOD BLANK: 1914965

Matrix: Water

Associated Lab Samples: 60239001009

Parameter	Units	Blank Result	Reporting Limit	MDL	Analyzed	Qualifiers
Sulfate	mg/L	<0.50	1.0	0.50	03/08/17 09:09	

LABORATORY CONTROL SAMPLE: 1914966

Parameter	Units	Spike Conc.	LCS Result	LCS % Rec	% Rec Limits	Qualifiers
Sulfate	mg/L	5	5.3	105	90-110	

MATRIX SPIKE & MATRIX SPIKE DUPLICATE: 1914967 1914968

Parameter	Units	60239001001		60239001001		60239001001		% Rec Limits	RPD	Max RPD	Qual
		MS Result	MSD Spike Conc.	MS Result	MSD Spike Conc.	MS % Rec	MSD % Rec				
Sulfate	mg/L	57.6	25	25	84.6	84.9	108	109	80-120	0	15

Results presented on this page are in the units indicated by the "Units" column except where an alternate unit is presented to the right of the result.

REPORT OF LABORATORY ANALYSIS

This report shall not be reproduced, except in full,
without the written consent of Pace Analytical Services, LLC.

QUALITY CONTROL DATA

Project: AMEREN LABADIE ENERGY CTR-UWL

Pace Project No.: 60239003

QC Batch: 467871 Analysis Method: EPA 300.0
 QC Batch Method: EPA 300.0 Analysis Description: 300.0 IC Anions
 Associated Lab Samples: 60239003001, 60239003002, 60239003003, 60239003005

METHOD BLANK: 1914971 Matrix: Water
 Associated Lab Samples: 60239003001, 60239003002, 60239003003, 60239003005

Parameter	Units	Blank Result	Reporting Limit	MDL	Analyzed	Qualifiers
Sulfate	mg/L	<0.50	1.0	0.50	03/10/17 08:59	

LABORATORY CONTROL SAMPLE: 1914972

Parameter	Units	Spike Conc.	LCS Result	LCS % Rec	% Rec Limits	Qualifiers
Sulfate	mg/L	5	5.2	104	90-110	

MATRIX SPIKE SAMPLE: 1914973

Parameter	Units	60239078005 Result	Spike Conc.	MS Result	MS % Rec	% Rec Limits	Qualifiers
Sulfate	mg/L	4.0	5	9.5	111	80-120	

MATRIX SPIKE SAMPLE: 1914974

Parameter	Units	60239003003 Result	Spike Conc.	MS Result	MS % Rec	% Rec Limits	Qualifiers
Sulfate	mg/L	71.8	25	99.7	111	80-120	

Results presented on this page are in the units indicated by the "Units" column except where an alternate unit is presented to the right of the result.

REPORT OF LABORATORY ANALYSIS

This report shall not be reproduced, except in full,
without the written consent of Pace Analytical Services, LLC.

QUALITY CONTROL DATA

Project: AMEREN LABADIE ENERGY CTR-UWL
Pace Project No.: 60239003

QC Batch: 468362 Analysis Method: EPA 300.0
QC Batch Method: EPA 300.0 Analysis Description: 300.0 IC Anions
Associated Lab Samples: 60239003004

METHOD BLANK: 1917437 Matrix: Water
Associated Lab Samples: 60239003004

Parameter	Units	Blank Result	Reporting Limit	MDL	Analyzed	Qualifiers
Chloride	mg/L	<0.50	1.0	0.50	03/11/17 06:58	
Fluoride	mg/L	<0.10	0.20	0.10	03/11/17 06:58	
Sulfate	mg/L	<0.50	1.0	0.50	03/11/17 06:58	

LABORATORY CONTROL SAMPLE: 1917438

Parameter	Units	Spike Conc.	LCS Result	LCS % Rec	% Rec Limits	Qualifiers
Chloride	mg/L	5	5.2	105	90-110	
Fluoride	mg/L	2.5	2.7	108	90-110	
Sulfate	mg/L	5	5.2	105	90-110	

MATRIX SPIKE & MATRIX SPIKE DUPLICATE: 1917439 1917440

Parameter	Units	2050681002 Result	MS Spike Conc.	MSD Spike Conc.	MS Result	MSD Result	MS % Rec	MSD % Rec	% Rec Limits	RPD	Max RPD	Qual
Fluoride	mg/L	ND	12.5	12.5	14.8	14.8	113	113	80-120	0	15	
Sulfate	mg/L	80.7	25	25	109	108	111	110	80-120	0	15	

MATRIX SPIKE SAMPLE: 1917441

Parameter	Units	2050681003 Result	Spike Conc.	MS Result	MS % Rec	% Rec Limits	Qualifiers
Fluoride	mg/L	ND	12.5	14.7	111	80-120	
Sulfate	mg/L	47.2	25	75.2	112	80-120	

Results presented on this page are in the units indicated by the "Units" column except where an alternate unit is presented to the right of the result.

REPORT OF LABORATORY ANALYSIS

This report shall not be reproduced, except in full,
without the written consent of Pace Analytical Services, LLC.

ANALYTICAL RESULTS - RADIOCHEMISTRY

Project: AMEREN LABADIE ENERGY CTR-UWL

Pace Project No.: 60239003

Sample: L-TMW-1 **Lab ID: 60239003001** Collected: 03/03/17 09:07 Received: 03/04/17 03:10 Matrix: Water
PWS: Site ID: Sample Type:

Parameters	Method	Act ± Unc (MDC) Carr Trac	Units	Analyzed	CAS No.	Qual
Radium-226	EPA 903.1	0.473 ± 0.538 (0.848) C:NA T:91%	pCi/L	03/25/17 11:37	13982-63-3	
Radium-228	EPA 904.0	0.616 ± 0.398 (0.749) C:70% T:84%	pCi/L	03/23/17 11:47	15262-20-1	

REPORT OF LABORATORY ANALYSIS

This report shall not be reproduced, except in full,
without the written consent of Pace Analytical Services, LLC.

ANALYTICAL RESULTS - RADIOCHEMISTRY

Project: AMEREN LABADIE ENERGY CTR-UWL

Pace Project No.: 60239003

Sample: L-TMW-2 **Lab ID: 60239003002** Collected: 03/03/17 10:05 Received: 03/04/17 03:10 Matrix: Water
PWS: Site ID: Sample Type:

Parameters	Method	Act ± Unc (MDC) Carr Trac	Units	Analyzed	CAS No.	Qual
Radium-226	EPA 903.1	0.000 ± 0.360 (0.807) C:NA T:97%	pCi/L	03/25/17 11:37	13982-63-3	
Radium-228	EPA 904.0	0.980 ± 0.485 (0.821) C:69% T:87%	pCi/L	03/23/17 13:16	15262-20-1	

REPORT OF LABORATORY ANALYSIS

This report shall not be reproduced, except in full,
without the written consent of Pace Analytical Services, LLC.

ANALYTICAL RESULTS - RADIOCHEMISTRY

Project: AMEREN LABADIE ENERGY CTR-UWL

Pace Project No.: 60239003

Sample: L-TMW-3 **Lab ID: 60239003003** Collected: 03/03/17 11:03 Received: 03/04/17 03:10 Matrix: Water
PWS: Site ID: Sample Type:

Parameters	Method	Act ± Unc (MDC) Carr Trac	Units	Analyzed	CAS No.	Qual
Radium-226	EPA 903.1	0.166 ± 0.399 (0.771) C:NA T:92%	pCi/L	03/25/17 11:37	13982-63-3	
Radium-228	EPA 904.0	0.732 ± 0.402 (0.709) C:68% T:87%	pCi/L	03/23/17 11:48	15262-20-1	

REPORT OF LABORATORY ANALYSIS

This report shall not be reproduced, except in full,
without the written consent of Pace Analytical Services, LLC.

ANALYTICAL RESULTS - RADIOCHEMISTRY

Project: AMEREN LABADIE ENERGY CTR-UWL

Pace Project No.: 60239003

Sample: L-MW-26 **Lab ID: 60239003004** Collected: 03/03/17 12:10 Received: 03/04/17 03:10 Matrix: Water
PWS: Site ID: Sample Type:

Parameters	Method	Act ± Unc (MDC) Carr Trac	Units	Analyzed	CAS No.	Qual
Radium-226	EPA 903.1	0.447 ± 0.587 (0.978) C:NA T:96%	pCi/L	03/25/17 11:37	13982-63-3	
Radium-228	EPA 904.0	0.269 ± 0.339 (0.714) C:69% T:92%	pCi/L	03/23/17 13:16	15262-20-1	

REPORT OF LABORATORY ANALYSIS

This report shall not be reproduced, except in full,
without the written consent of Pace Analytical Services, LLC.

ANALYTICAL RESULTS - RADIOCHEMISTRY

Project: AMEREN LABADIE ENERGY CTR-UWL

Pace Project No.: 60239003

Sample: L-UWL-DUP-1 **Lab ID: 60239003005** Collected: 03/03/17 08:00 Received: 03/04/17 03:10 Matrix: Water
PWS: Site ID: Sample Type:

Parameters	Method	Act ± Unc (MDC) Carr Trac	Units	Analyzed	CAS No.	Qual
Radium-226	EPA 903.1	0.251 ± 0.493 (0.900) C:NA T:87%	pCi/L	03/25/17 11:37	13982-63-3	
Radium-228	EPA 904.0	0.997 ± 0.536 (0.948) C:69% T:79%	pCi/L	03/23/17 13:16	15262-20-1	

REPORT OF LABORATORY ANALYSIS

This report shall not be reproduced, except in full,
without the written consent of Pace Analytical Services, LLC.

ANALYTICAL RESULTS - RADIOCHEMISTRY

Project: AMEREN LABADIE ENERGY CTR-UWL

Pace Project No.: 60239003

Parameters	Method	Act ± Unc (MDC) Carr Trac	Units	Analyzed	CAS No.	Qual
Radium-226	EPA 903.1	0.0776 ± 0.403 (0.835) C:NA T:97%	pCi/L	03/25/17 11:37	13982-63-3	
Radium-228	EPA 904.0	-0.243 ± 0.398 (0.997) C:65% T:80%	pCi/L	03/23/17 13:16	15262-20-1	

REPORT OF LABORATORY ANALYSIS

This report shall not be reproduced, except in full,
without the written consent of Pace Analytical Services, LLC.

ANALYTICAL RESULTS - RADIOCHEMISTRY

Project: AMEREN LABADIE ENERGY CTR-UWL

Pace Project No.: 60239003

Sample: L-TMW-3 MS **Lab ID: 60239003007** Collected: 03/03/17 11:03 Received: 03/04/17 03:10 Matrix: Water
PWS: Site ID: Sample Type:

Parameters	Method	Act ± Unc (MDC) Carr Trac	Units	Analyzed	CAS No.	Qual
Radium-226	EPA 903.1	84.10%REC ± NA (NA)	pCi/L	03/25/17 11:55	13982-63-3	
Radium-228	EPA 904.0	130.48 %REC ± NA (NA) C:NA T:NA	pCi/L	03/23/17 11:45	15262-20-1	

REPORT OF LABORATORY ANALYSIS

This report shall not be reproduced, except in full,
without the written consent of Pace Analytical Services, LLC.

ANALYTICAL RESULTS - RADIOCHEMISTRY

Project: AMEREN LABADIE ENERGY CTR-UWL

Pace Project No.: 60239003

Sample: L-TMW-3 MSD **Lab ID: 60239003008** Collected: 03/03/17 11:03 Received: 03/04/17 03:10 Matrix: Water
PWS: Site ID: Sample Type:

Parameters	Method	Act ± Unc (MDC) Carr Trac	Units	Analyzed	CAS No.	Qual
Radium-226	EPA 903.1	71.9%REC 15.66RPD ± NA (NA)	pCi/L	03/25/17 11:55	13982-63-3	
Radium-228	EPA 904.0	118.46 %REC 9.66 RPD ± NA (NA) C:NA T:NA	pCi/L	03/23/17 11:47	15262-20-1	

REPORT OF LABORATORY ANALYSIS

This report shall not be reproduced, except in full,
without the written consent of Pace Analytical Services, LLC.

ANALYTICAL RESULTS - RADIOCHEMISTRY

Project: AMEREN LABADIE ENERGY CTR-UWL

Pace Project No.: 60239003

Sample: L-BMW-1S **Lab ID: 60239001009** Collected: 03/01/17 14:30 Received: 03/04/17 03:10 Matrix: Water
PWS: Site ID: Sample Type:

Parameters	Method	Act ± Unc (MDC) Carr Trac	Units	Analyzed	CAS No.	Qual
Radium-226	EPA 903.1	-0.059 ± 0.270 (0.637) C:NA T:90%	pCi/L	03/23/17 22:11	13982-63-3	
Radium-228	EPA 904.0	1.28 ± 0.464 (0.653) C:77% T:85%	pCi/L	03/23/17 15:15	15262-20-1	

REPORT OF LABORATORY ANALYSIS

This report shall not be reproduced, except in full,
without the written consent of Pace Analytical Services, LLC.

ANALYTICAL RESULTS - RADIOCHEMISTRY

Project: AMEREN LABADIE ENERGY CTR-UWL

Pace Project No.: 60239003

Sample: L-BMW-2S **Lab ID: 60239001010** Collected: 03/01/17 15:38 Received: 03/04/17 03:10 Matrix: Water
PWS: Site ID: Sample Type:

Parameters	Method	Act ± Unc (MDC) Carr Trac	Units	Analyzed	CAS No.	Qual
Radium-226	EPA 903.1	0.167 ± 0.289 (0.515) C:NA T:91%	pCi/L	03/23/17 22:11	13982-63-3	
Radium-228	EPA 904.0	-0.151 ± 0.254 (0.630) C:78% T:94%	pCi/L	03/23/17 15:15	15262-20-1	

REPORT OF LABORATORY ANALYSIS

This report shall not be reproduced, except in full,
without the written consent of Pace Analytical Services, LLC.

QUALITY CONTROL - RADIOCHEMISTRY

Project: AMEREN LABADIE ENERGY CTR-UWL

Pace Project No.: 60239003

QC Batch:	252573	Analysis Method:	EPA 904.0
QC Batch Method:	EPA 904.0	Analysis Description:	904.0 Radium 228
Associated Lab Samples:	60239003001, 60239003002, 60239003003, 60239003004, 60239003005, 60239003006, 60239003007, 60239003008		

METHOD BLANK:	1242508	Matrix:	Water
Associated Lab Samples:	60239003001, 60239003002, 60239003003, 60239003004, 60239003005, 60239003006, 60239003007, 60239003008		

Parameter	Act ± Unc (MDC) Carr Trac	Units	Analyzed	Qualifiers
Radium-228	0.239 ± 0.304 (0.641) C:69% T:84%	pCi/L	03/23/17 11:48	

Results presented on this page are in the units indicated by the "Units" column except where an alternate unit is presented to the right of the result.

REPORT OF LABORATORY ANALYSIS

This report shall not be reproduced, except in full,
without the written consent of Pace Analytical Services, LLC.

QUALITY CONTROL - RADIOCHEMISTRY

Project: AMEREN LABADIE ENERGY CTR-UWL

Pace Project No.: 60239003

QC Batch: 252116 Analysis Method: EPA 903.1

QC Batch Method: EPA 903.1 Analysis Description: 903.1 Radium-226

Associated Lab Samples: 60239001009, 60239001010

METHOD BLANK: 1240451 Matrix: Water

Associated Lab Samples: 60239001009, 60239001010

Parameter	Act ± Unc (MDC) Carr Trac	Units	Analyzed	Qualifiers
Radium-226	0.119 ± 0.330 (0.639) C:NA T:85%	pCi/L	03/23/17 21:24	

Results presented on this page are in the units indicated by the "Units" column except where an alternate unit is presented to the right of the result.

REPORT OF LABORATORY ANALYSIS

This report shall not be reproduced, except in full,
without the written consent of Pace Analytical Services, LLC.

QUALITY CONTROL - RADIOCHEMISTRY

Project: AMEREN LABADIE ENERGY CTR-UWL

Pace Project No.: 60239003

QC Batch:	252564	Analysis Method:	EPA 903.1
QC Batch Method:	EPA 903.1	Analysis Description:	903.1 Radium-226
Associated Lab Samples:	60239003001, 60239003002, 60239003003, 60239003004, 60239003005, 60239003006, 60239003007, 60239003008		

METHOD BLANK:	1242495	Matrix:	Water
Associated Lab Samples:	60239003001, 60239003002, 60239003003, 60239003004, 60239003005, 60239003006, 60239003007, 60239003008		

Parameter	Act ± Unc (MDC) Carr Trac	Units	Analyzed	Qualifiers
Radium-226	0.0812 ± 0.371 (0.598) C:NA T:93%	pCi/L	03/25/17 11:13	

Results presented on this page are in the units indicated by the "Units" column except where an alternate unit is presented to the right of the result.

REPORT OF LABORATORY ANALYSIS

This report shall not be reproduced, except in full,
without the written consent of Pace Analytical Services, LLC.

QUALITY CONTROL - RADIOCHEMISTRY

Project: AMEREN LABADIE ENERGY CTR-UWL

Pace Project No.: 60239003

QC Batch: 252117 Analysis Method: EPA 904.0

QC Batch Method: EPA 904.0 Analysis Description: 904.0 Radium 228

Associated Lab Samples: 60239001009, 60239001010

METHOD BLANK: 1240452 Matrix: Water

Associated Lab Samples: 60239001009, 60239001010

Parameter	Act ± Unc (MDC) Carr Trac	Units	Analyzed	Qualifiers
Radium-228	0.524 ± 0.375 (0.725) C:74% T:80%	pCi/L	03/23/17 11:58	

Results presented on this page are in the units indicated by the "Units" column except where an alternate unit is presented to the right of the result.

REPORT OF LABORATORY ANALYSIS

This report shall not be reproduced, except in full,
without the written consent of Pace Analytical Services, LLC.

QUALIFIERS

Project: AMEREN LABADIE ENERGY CTR-UWL

Pace Project No.: 60239003

DEFINITIONS

DF - Dilution Factor, if reported, represents the factor applied to the reported data due to dilution of the sample aliquot.

ND - Not Detected at or above adjusted reporting limit.

TNTC - Too Numerous To Count

J - Estimated concentration above the adjusted method detection limit and below the adjusted reporting limit.

MDL - Adjusted Method Detection Limit.

PQL - Practical Quantitation Limit.

RL - Reporting Limit.

S - Surrogate

1,2-Diphenylhydrazine decomposes to and cannot be separated from Azobenzene using Method 8270. The result for each analyte is a combined concentration.

Consistent with EPA guidelines, unrounded data are displayed and have been used to calculate % recovery and RPD values.

LCS(D) - Laboratory Control Sample (Duplicate)

MS(D) - Matrix Spike (Duplicate)

DUP - Sample Duplicate

RPD - Relative Percent Difference

NC - Not Calculable.

SG - Silica Gel - Clean-Up

U - Indicates the compound was analyzed for, but not detected.

N-Nitrosodiphenylamine decomposes and cannot be separated from Diphenylamine using Method 8270. The result reported for each analyte is a combined concentration.

Act - Activity

Unc - Uncertainty: SDWA = 1.96 sigma count uncertainty, all other matrices = Expanded Uncertainty (95% confidence interval).

Gamma Spec = Expanded Uncertainty (95.4% Confidence Interval)

(MDC) - Minimum Detectable Concentration

Trac - Tracer Recovery (%)

Carr - Carrier Recovery (%)

Pace Analytical is TNI accredited. Contact your Pace PM for the current list of accredited analytes.

TNI - The NELAC Institute.

LABORATORIES

PASI-K Pace Analytical Services - Kansas City

PASI-PA Pace Analytical Services - Greensburg

ANALYTE QUALIFIERS

B Analyte was detected in the associated method blank.

H6 Analysis initiated outside of the 15 minute EPA required holding time.

M1 Matrix spike recovery exceeded QC limits. Batch accepted based on laboratory control sample (LCS) recovery.

REPORT OF LABORATORY ANALYSIS

This report shall not be reproduced, except in full,
without the written consent of Pace Analytical Services, LLC.

QUALITY CONTROL DATA CROSS REFERENCE TABLE

Project: AMEREN LABADIE ENERGY CTR-UWL

Pace Project No.: 60239003

Lab ID	Sample ID	QC Batch Method	QC Batch	Analytical Method	Analytical Batch
60239001009	L-BMW-1S	EPA 200.7	467645	EPA 200.7	467729
60239001010	L-BMW-2S	EPA 200.7	467645	EPA 200.7	467729
60239003001	L-TMW-1	EPA 200.7	467818	EPA 200.7	467884
60239003002	L-TMW-2	EPA 200.7	467818	EPA 200.7	467884
60239003003	L-TMW-3	EPA 200.7	467818	EPA 200.7	467884
60239003004	L-MW-26	EPA 200.7	467818	EPA 200.7	467884
60239003005	L-UWL-DUP-1	EPA 200.7	467818	EPA 200.7	467884
60239003006	L-UWL-FB-1	EPA 200.7	467818	EPA 200.7	467884
60239001009	L-BMW-1S	EPA 200.8	467646	EPA 200.8	467731
60239001010	L-BMW-2S	EPA 200.8	467646	EPA 200.8	467731
60239003001	L-TMW-1	EPA 200.8	467819	EPA 200.8	467885
60239003002	L-TMW-2	EPA 200.8	467819	EPA 200.8	467885
60239003003	L-TMW-3	EPA 200.8	467819	EPA 200.8	467885
60239003004	L-MW-26	EPA 200.8	467819	EPA 200.8	467885
60239003005	L-UWL-DUP-1	EPA 200.8	467819	EPA 200.8	467885
60239003006	L-UWL-FB-1	EPA 200.8	467819	EPA 200.8	467885
60239001009	L-BMW-1S	EPA 7470	467663	EPA 7470	467684
60239001010	L-BMW-2S	EPA 7470	467663	EPA 7470	467684
60239003001	L-TMW-1	EPA 7470	467664	EPA 7470	467682
60239003002	L-TMW-2	EPA 7470	467664	EPA 7470	467682
60239003003	L-TMW-3	EPA 7470	467664	EPA 7470	467682
60239003004	L-MW-26	EPA 7470	467664	EPA 7470	467682
60239003005	L-UWL-DUP-1	EPA 7470	467664	EPA 7470	467682
60239003006	L-UWL-FB-1	EPA 7470	467664	EPA 7470	467682
60239001009	L-BMW-1S	EPA 903.1	252116		
60239001010	L-BMW-2S	EPA 903.1	252116		
60239003001	L-TMW-1	EPA 903.1	252564		
60239003002	L-TMW-2	EPA 903.1	252564		
60239003003	L-TMW-3	EPA 903.1	252564		
60239003004	L-MW-26	EPA 903.1	252564		
60239003005	L-UWL-DUP-1	EPA 903.1	252564		
60239003006	L-UWL-FB-1	EPA 903.1	252564		
60239003007	L-TMW-3 MS	EPA 903.1	252564		
60239003008	L-TMW-3 MSD	EPA 903.1	252564		
60239001009	L-BMW-1S	EPA 904.0	252117		
60239001010	L-BMW-2S	EPA 904.0	252117		
60239003001	L-TMW-1	EPA 904.0	252573		
60239003002	L-TMW-2	EPA 904.0	252573		
60239003003	L-TMW-3	EPA 904.0	252573		
60239003004	L-MW-26	EPA 904.0	252573		
60239003005	L-UWL-DUP-1	EPA 904.0	252573		
60239003006	L-UWL-FB-1	EPA 904.0	252573		
60239003007	L-TMW-3 MS	EPA 904.0	252573		
60239003008	L-TMW-3 MSD	EPA 904.0	252573		

REPORT OF LABORATORY ANALYSIS

This report shall not be reproduced, except in full,
without the written consent of Pace Analytical Services, LLC.

QUALITY CONTROL DATA CROSS REFERENCE TABLE

Project: AMEREN LABADIE ENERGY CTR-UWL

Pace Project No.: 60239003

Lab ID	Sample ID	QC Batch Method	QC Batch	Analytical Method	Analytical Batch
60239001009	L-BMW-1S	SM 2540C	467655		
60239001010	L-BMW-2S	SM 2540C	467655		
60239003001	L-TMW-1	SM 2540C	467708		
60239003002	L-TMW-2	SM 2540C	467708		
60239003003	L-TMW-3	SM 2540C	467708		
60239003004	L-MW-26	SM 2540C	467708		
60239003005	L-UWL-DUP-1	SM 2540C	467708		
60239003006	L-UWL-FB-1	SM 2540C	467708		
60239001009	L-BMW-1S	SM 4500-H+B	467783		
60239001010	L-BMW-2S	SM 4500-H+B	467783		
60239003001	L-TMW-1	SM 4500-H+B	468014		
60239003002	L-TMW-2	SM 4500-H+B	468014		
60239003003	L-TMW-3	SM 4500-H+B	468014		
60239003004	L-MW-26	SM 4500-H+B	468118		
60239003005	L-UWL-DUP-1	SM 4500-H+B	468014		
60239003006	L-UWL-FB-1	SM 4500-H+B	468118		
60239001009	L-BMW-1S	EPA 300.0	467750		
60239001009	L-BMW-1S	EPA 300.0	467870		
60239001010	L-BMW-2S	EPA 300.0	467750		
60239003001	L-TMW-1	EPA 300.0	467750		
60239003001	L-TMW-1	EPA 300.0	467871		
60239003002	L-TMW-2	EPA 300.0	467750		
60239003002	L-TMW-2	EPA 300.0	467871		
60239003003	L-TMW-3	EPA 300.0	467750		
60239003003	L-TMW-3	EPA 300.0	467871		
60239003004	L-MW-26	EPA 300.0	468362		
60239003005	L-UWL-DUP-1	EPA 300.0	467750		
60239003005	L-UWL-DUP-1	EPA 300.0	467871		
60239003006	L-UWL-FB-1	EPA 300.0	467750		

REPORT OF LABORATORY ANALYSIS

This report shall not be reproduced, except in full,
without the written consent of Pace Analytical Services, LLC.



Sample Condition Upon Receipt

WO#: 60239003
Barcode
60239003

Client Name: Golder

Courier: FedEx [] UPS [] VIA [] Clay [] PEX [] ECI [] Pace [] Xroads [] Client [] Other []

Tracking #: Pace Shipping Label Used? Yes [] No []

Custody Seal on Cooler/Box Present: Yes [] No [] Seals intact: Yes [] No []

Packing Material: Bubble Wrap [] Bubble Bags [] Foam [] None [] Other []

Thermometer Used: T-266 T-239 Type of Ice: Wet Blue None

Cooler Temperature (°C): As-read -04/14.8 Corr. Factor CF +1.5 CF +0.9 Corrected 1.1/16.3

Date and initials of person examining contents:

Temperature should be above freezing to 6°C

Table with 2 columns: Question/Requirement and Yes/No/N/A checkboxes. Rows include Chain of Custody, Samples arrived, Short Hold Time, Rush Turn Around, Sufficient volume, Containers used, Containers intact, Unpreserved soils, Filtered volume, Sample labels, Matrix, pH preservation, Cyanide checks, Trip Blank, Headspace, and Additional labels.

Client Notification/ Resolution: Copy COC to Client? Y / N Field Data Required? Y / N

Person Contacted: Date/Time:

Comments/ Resolution:

Project Manager Review: Jamie Chack 3/6/17

Date:



Sample Condition Upon Receipt

WO#: 60239001



60239001

Client Name: Goldor

Courier: FedEx UPS VIA Clay PEX ECI Pace Xroads Client Other

Tracking #: _____ Pace Shipping Label Used? Yes No

Custody Seal on Cooler/Box Present: Yes No Seals intact: Yes No

Packing Material: Bubble Wrap Bubble Bags Foam None Other

Thermometer Used: T-266 / T-239 Type of Ice: Wet Blue None

Cooler Temperature (°C): As-read 0-2/12.9 Corr. Factor CF +1.5 CF +0.9 Corrected 1.7/14.4 3/14.9 Date and initials of person examining contents: p 3/4/17 pu 3/4/17

Chain of Custody present:	<input type="checkbox"/> Yes <input type="checkbox"/> No <input type="checkbox"/> N/A	
Chain of Custody relinquished:	<input checked="" type="checkbox"/> Yes <input type="checkbox"/> No <input type="checkbox"/> N/A	
Samples arrived within holding time:	<input checked="" type="checkbox"/> Yes <input type="checkbox"/> No <input type="checkbox"/> N/A	
Short Hold Time analyses (<72hr):	<input checked="" type="checkbox"/> Yes <input type="checkbox"/> No <input type="checkbox"/> N/A	<u>p/t</u>
Rush Turn Around Time requested:	<input type="checkbox"/> Yes <input checked="" type="checkbox"/> No <input type="checkbox"/> N/A	
Sufficient volume:	<input checked="" type="checkbox"/> Yes <input type="checkbox"/> No <input type="checkbox"/> N/A	
Correct containers used:	<input checked="" type="checkbox"/> Yes <input type="checkbox"/> No <input type="checkbox"/> N/A	
Pace containers used:	<input checked="" type="checkbox"/> Yes <input type="checkbox"/> No <input type="checkbox"/> N/A	
Containers intact:	<input checked="" type="checkbox"/> Yes <input type="checkbox"/> No <input type="checkbox"/> N/A	
Unpreserved 5035A / TX1005/1006 soils frozen in 48hrs?	<input type="checkbox"/> Yes <input type="checkbox"/> No <input checked="" type="checkbox"/> N/A	
Filtered volume received for dissolved tests?	<input type="checkbox"/> Yes <input type="checkbox"/> No <input checked="" type="checkbox"/> N/A	
Sample labels match COC: Date / time / ID / analyses	<input checked="" type="checkbox"/> Yes <input type="checkbox"/> No <input type="checkbox"/> N/A	
Samples contain multiple phases? Matrix: <u>WT</u>	<input type="checkbox"/> Yes <input checked="" type="checkbox"/> No <input type="checkbox"/> N/A	
Containers requiring pH preservation in compliance? (HNO ₃ , H ₂ SO ₄ , HCl<2; NaOH>9 Sulfide, NaOH>10 Cyanide) (Exceptions: VOA, Micro, O&G, KS TPH, OK-DRO)	<input checked="" type="checkbox"/> Yes <input type="checkbox"/> No <input type="checkbox"/> N/A	
Cyanide water sample checks: <input checked="" type="checkbox"/> N/A		
Lead acetate strip turns dark? (Record only)	<input type="checkbox"/> Yes <input type="checkbox"/> No	
Potassium iodide test strip turns blue/purple? (Preserve)	<input type="checkbox"/> Yes <input type="checkbox"/> No	
Trip Blank present:	<input type="checkbox"/> Yes <input type="checkbox"/> No <input checked="" type="checkbox"/> N/A	
Headspace in VOA vials (>6mm):	<input type="checkbox"/> Yes <input type="checkbox"/> No <input checked="" type="checkbox"/> N/A	
Samples from USDA Regulated Area: State:	<input type="checkbox"/> Yes <input type="checkbox"/> No <input checked="" type="checkbox"/> N/A	
Additional labels attached to 5035A / TX1005 vials in the field?	<input type="checkbox"/> Yes <input type="checkbox"/> No <input checked="" type="checkbox"/> N/A	

Client Notification/ Resolution: Copy COC to Client? Y / N Field Data Required? Y / N

Person Contacted: _____ Date/Time: _____

Comments/ Resolution: _____

Project Manager Review: Jami Check _____ Date: 3/6/17



CHAIN-OF-CUSTODY / Analytical Request Document

The Chain-of-Custody is a LEGAL DOCUMENT. All relevant fields must be completed accurately.

Section A Required Client Information:		Section B Required Project Information:		Section C Invoice Information:	
Company: Golder Associates	Report To: Mark Haddock (mhaddock@golder.com)	Company Name: _____	Attention: _____	Company Name: _____	Attention: _____
Address: 820 South Main Street, Suite 100	Copy To: Jeffrey Ingram	Address: _____	_____	Address: _____	_____
City: St Charles, MO 63301	Purchase Order No.: _____	State: _____	_____	State: _____	_____
Email To: mhaddock@golder.com	Project Name: Ameren Labadie Energy Center - Fly Ash	Project Manager: Jamie Church	_____	Project Manager: _____	_____
Phone: 636-724-9191	Project Number: 153-1406-0001B	Face Profile #: 9285	_____	Face Profile #: _____	_____
Requested Due Date/TAT: Standard	_____	_____	_____	_____	_____

ITEM #	Valid Matrix Codes MATRIX CODE DRINKING WATER DW WATER WT WASTE WATER WW PRODUCT P SOIL/SOLID SL OIL OL WIP WP AR AR OT OT TS TS	MATRIX CODE (see valid codes to left)	SAMPLE TYPE (G=GRAB C=COMP)	COLLECTED		SAMPLE TEMP AT COLLECTION	# OF CONTAINERS	Unpreserved	Requested Analysis Filtered (Y/N)										Pace Project No./ Lab I.D.
				COMPOSITE START	COMPOSITE END/GRAB				DATE	TIME	Analysis Test	Metals*	Chloride/Fluoride/Sulfate	TDS	pH	Radium 226 & 228	Residual Chlorine (Y/N)		
1	L-LMW-1S	WT	G	3/21/17	1134		12	9	Y	Y	Y	Y	Y	Y	Y	Y	60239001		
2	L-LMW-2S	WT	G	3/21/17	1351		4	1	Y	Y	Y	Y	Y	Y	Y	Y	60239002		
3	L-LMW-3S	WT	G	3/21/17	1017		1	1	Y	Y	Y	Y	Y	Y	Y	Y	60239003		
4	L-LMW-4S	WT	G	3/21/17	1100		1	1	Y	Y	Y	Y	Y	Y	Y	Y	60239004		
5	L-LMW-5S	WT	G	3/21/17	1530		1	1	Y	Y	Y	Y	Y	Y	Y	Y	60239005		
6	L-LMW-6S	WT	G	3/21/17	1445		1	1	Y	Y	Y	Y	Y	Y	Y	Y	60239006		
7	L-LMW-7S	WT	G	3/21/17	1330		1	1	Y	Y	Y	Y	Y	Y	Y	Y	60239007		
8	L-LMW-8S	WT	G	3/21/17	1245		1	1	Y	Y	Y	Y	Y	Y	Y	Y	60239008		
9	L-BMW-1S	WT	G	3/21/17	1430		1	1	Y	Y	Y	Y	Y	Y	Y	Y	60239009		
10	L-BMW-2S	WT	G	3/21/17	1538		1	1	Y	Y	Y	Y	Y	Y	Y	Y	60239010		
11	L-LMW-DUP-1	WT	G	3/21/17	1000		1	1	Y	Y	Y	Y	Y	Y	Y	Y	60239011		
12	L-LMW-FB-1	WT	G	3/21/17	1000		1	1	Y	Y	Y	Y	Y	Y	Y	Y	60239012		

ADDITIONAL COMMENTS	RELINQUISHED BY / AFFILIATION		ACCEPTED BY / AFFILIATION		SAMPLE CONDITIONS	
	DATE	TIME	DATE	TIME	Temp in °C	Received on
153-1406-0001B	3/21/17	1430	3/21/17	1430	14.3	Y
153-1406-0001B	3/21/17	1700	3/21/17	0310	14.9	Y

SAMPLER NAME AND SIGNATURE		DATE Signed (MM/DD/YY):
PRINT Name of SAMPLER: <i>Just Fine</i>	3/21/17	
SIGNATURE of SAMPLER: <i>Just Fine</i>		

*Important Note: By signing this form you are accepting Pace's NET 30 day payment terms and agreeing to late charges of 1.5% per month for any invoices not paid within 30 days.

January 29, 2018

Mark Haddock
Golder Associates
820 S. Main St
Suite 100
Saint Charles, MO 63301

RE: Project: AMEREN LABADIE ENERGY CTR-UWL
Pace Project No.: 60245680

Dear Mark Haddock:

Enclosed are the analytical results for sample(s) received by the laboratory between June 02, 2017 and June 03, 2017. The results relate only to the samples included in this report. Results reported herein conform to the most current, applicable TNI/NELAC standards and the laboratory's Quality Assurance Manual, where applicable, unless otherwise noted in the body of the report.

REV-1, 1/3/18: Revision

REV-2, 1/29/18: Radium pulled in for L-BMW-1S and L-BMW-2S.

If you have any questions concerning this report, please feel free to contact me.

Sincerely,



Jamie Church
jamie.church@pacelabs.com
314-838-7223
Project Manager

Enclosures

cc: Ryan Feldmann, Golder
Jeffrey Ingram, Golder Associates
John Suozzi, Golder Associates



REPORT OF LABORATORY ANALYSIS

This report shall not be reproduced, except in full,
without the written consent of Pace Analytical Services, LLC.

CERTIFICATIONS

Project: AMEREN LABADIE ENERGY CTR-UWL

Pace Project No.: 60245680

Pennsylvania Certification IDs

1638 Roseytown Rd Suites 2,3&4, Greensburg, PA 15601

L-A-B DOD-ELAP Accreditation #: L2417

Alabama Certification #: 41590

Arizona Certification #: AZ0734

Arkansas Certification

California Certification #: 04222CA

Colorado Certification

Connecticut Certification #: PH-0694

Delaware Certification

Florida/TNI Certification #: E87683

Georgia Certification #: C040

Guam Certification

Hawaii Certification

Idaho Certification

Illinois Certification

Indiana Certification

Iowa Certification #: 391

Kansas/TNI Certification #: E-10358

Kentucky Certification #: 90133

Louisiana DHH/TNI Certification #: LA140008

Louisiana DEQ/TNI Certification #: 4086

Maine Certification #: PA00091

Maryland Certification #: 308

Massachusetts Certification #: M-PA1457

Michigan/PADEP Certification

Missouri Certification #: 235

Montana Certification #: Cert 0082

Nebraska Certification #: NE-05-29-14

Nevada Certification #: PA014572015-1

New Hampshire/TNI Certification #: 2976

New Jersey/TNI Certification #: PA 051

New Mexico Certification #: PA01457

New York/TNI Certification #: 10888

North Carolina Certification #: 42706

North Dakota Certification #: R-190

Oregon/TNI Certification #: PA200002

Pennsylvania/TNI Certification #: 65-00282

Puerto Rico Certification #: PA01457

Rhode Island Certification #: 65-00282

South Dakota Certification

Tennessee Certification #: TN2867

Texas/TNI Certification #: T104704188-14-8

Utah/TNI Certification #: PA014572015-5

USDA Soil Permit #: P330-14-00213

Vermont Dept. of Health: ID# VT-0282

Virgin Island/PADEP Certification

Virginia/VELAP Certification #: 460198

Washington Certification #: C868

West Virginia DEP Certification #: 143

West Virginia DHHR Certification #: 9964C

Wisconsin Certification

Wyoming Certification #: 8TMS-L

Kansas Certification IDs

9608 Loiret Boulevard, Lenexa, KS 66219

WY STR Certification #: 2456.01

Arkansas Certification #: 17-016-0

Illinois Certification #: 200030

Iowa Certification #: 118

Kansas/NELAP Certification #: E-10116

Louisiana Certification #: 03055

Nevada Certification #: KS000212018-1

Oklahoma Certification #: 9205/9935

Texas Certification #: T104704407

Utah Certification #: KS00021

Kansas Field Laboratory Accreditation: # E-92587

Missouri Certification: 10070

REPORT OF LABORATORY ANALYSIS

This report shall not be reproduced, except in full,
without the written consent of Pace Analytical Services, LLC.

SAMPLE SUMMARY

Project: AMEREN LABADIE ENERGY CTR-UWL

Pace Project No.: 60245680

Lab ID	Sample ID	Matrix	Date Collected	Date Received
60245680001	L-TMW-1	Water	06/02/17 11:29	06/03/17 08:00
60245680002	L-TMW-2	Water	06/02/17 12:30	06/03/17 08:00
60245680003	L-TMW-3	Water	06/02/17 12:30	06/03/17 08:00
60245680004	L-MW-26	Water	06/02/17 10:17	06/03/17 08:00
60245680005	L-UWL-DUP-1	Water	06/02/17 08:00	06/03/17 08:00
60245680006	L-UWL-FB-1	Water	06/02/17 10:04	06/03/17 08:00
60245680007	L-TMW-3 MS	Water	06/02/17 12:30	06/03/17 08:00
60245680008	L-TMW-3 MSD	Water	06/02/17 12:30	06/03/17 08:00
60245569006	L-BMW-1S	Water	05/31/17 10:47	06/02/17 04:05
60245569007	L-BMW-2S	Water	05/31/17 12:01	06/02/17 04:05

REPORT OF LABORATORY ANALYSIS

This report shall not be reproduced, except in full,
without the written consent of Pace Analytical Services, LLC.

SAMPLE ANALYTE COUNT

Project: AMEREN LABADIE ENERGY CTR-UWL

Pace Project No.: 60245680

Lab ID	Sample ID	Method	Analysts	Analytes Reported	Laboratory
60245680001	L-TMW-1	EPA 200.7	TDS	8	PASI-K
		EPA 200.8	JGP	6	PASI-K
		EPA 7470	SMW	1	PASI-K
		EPA 903.1	WRR	1	PASI-PA
		EPA 904.0	JLW	1	PASI-PA
		SM 2540C	LDF	1	PASI-K
		SM 4500-H+B	JSS	1	PASI-K
60245680002	L-TMW-2	EPA 300.0	RAD	3	PASI-K
		EPA 200.7	TDS	8	PASI-K
		EPA 200.8	JGP	6	PASI-K
		EPA 7470	SMW	1	PASI-K
		EPA 903.1	WRR	1	PASI-PA
		EPA 904.0	JLW	1	PASI-PA
		SM 2540C	LDF	1	PASI-K
60245680003	L-TMW-3	SM 4500-H+B	JSS	1	PASI-K
		EPA 300.0	RAD	3	PASI-K
		EPA 200.7	TDS	8	PASI-K
		EPA 200.8	JGP	6	PASI-K
		EPA 7470	SMW	1	PASI-K
		EPA 903.1	WRR	1	PASI-PA
		EPA 904.0	JLW	1	PASI-PA
60245680004	L-MW-26	SM 2540C	LDF	1	PASI-K
		SM 4500-H+B	JSS	1	PASI-K
		EPA 300.0	RAD	3	PASI-K
		EPA 200.7	TDS	8	PASI-K
		EPA 200.8	JGP	6	PASI-K
		EPA 7470	SMW	1	PASI-K
		EPA 903.1	WRR	1	PASI-PA
60245680005	L-UWL-DUP-1	EPA 904.0	JLW	1	PASI-PA
		SM 2540C	LDF	1	PASI-K
		SM 4500-H+B	JSS	1	PASI-K
		EPA 300.0	RAD	3	PASI-K
		EPA 200.7	TDS	8	PASI-K
		EPA 200.8	JGP	6	PASI-K
		EPA 7470	SMW	1	PASI-K

REPORT OF LABORATORY ANALYSIS

This report shall not be reproduced, except in full,
without the written consent of Pace Analytical Services, LLC.

SAMPLE ANALYTE COUNT

Project: AMEREN LABADIE ENERGY CTR-UWL

Pace Project No.: 60245680

Lab ID	Sample ID	Method	Analysts	Analytes Reported	Laboratory
60245680006	L-UWL-FB-1	SM 2540C	LDF	1	PASI-K
		SM 4500-H+B	JSS	1	PASI-K
		EPA 300.0	RAD	3	PASI-K
		EPA 200.7	TDS	8	PASI-K
		EPA 200.8	JGP	6	PASI-K
		EPA 7470	SMW	1	PASI-K
		EPA 903.1	WRR	1	PASI-PA
		EPA 904.0	JLW	1	PASI-PA
		SM 2540C	LDF	1	PASI-K
60245680007	L-TMW-3 MS	SM 4500-H+B	JSS	1	PASI-K
		EPA 300.0	RAD	3	PASI-K
		EPA 903.1	WRR	1	PASI-PA
60245680008	L-TMW-3 MSD	EPA 904.0	JLW	1	PASI-PA
		EPA 903.1	WRR	1	PASI-PA
60245569006	L-BMW-1S	EPA 904.0	JLW	1	PASI-PA
		EPA 200.7	TDS	8	PASI-K
		EPA 200.8	JGP	6	PASI-K
		EPA 7470	SMW	1	PASI-K
		EPA 903.1	WRR	1	PASI-PA
		EPA 904.0	JLW	1	PASI-PA
		SM 2540C	LDF	1	PASI-K
		SM 4500-H+B	JSS	1	PASI-K
		EPA 300.0	RAD	3	PASI-K
60245569007	L-BMW-2S	EPA 200.7	TDS	8	PASI-K
		EPA 200.8	JGP	6	PASI-K
		EPA 7470	SMW	1	PASI-K
		EPA 903.1	WRR	1	PASI-PA
		EPA 904.0	JLW	1	PASI-PA
		SM 2540C	LDF	1	PASI-K
		SM 4500-H+B	JSS	1	PASI-K
		EPA 300.0	RAD	3	PASI-K

REPORT OF LABORATORY ANALYSIS

This report shall not be reproduced, except in full,
without the written consent of Pace Analytical Services, LLC.

ANALYTICAL RESULTS

Project: AMEREN LABADIE ENERGY CTR-UWL

Pace Project No.: 60245680

Sample: L-TMW-1 **Lab ID: 60245680001** Collected: 06/02/17 11:29 Received: 06/03/17 08:00 Matrix: Water

Parameters	Results	Units	PQL	MDL	DF	Prepared	Analyzed	CAS No.	Qual
200.7 Metals, Total		Analytical Method: EPA 200.7 Preparation Method: EPA 200.7							
Barium	375	ug/L	5.0	0.91	1	06/09/17 16:50	06/12/17 16:23	7440-39-3	
Beryllium	<0.16	ug/L	1.0	0.16	1	06/09/17 16:50	06/12/17 16:23	7440-41-7	
Boron	103	ug/L	100	3.5	1	06/09/17 16:50	06/12/17 16:23	7440-42-8	
Calcium	164000	ug/L	100	36.0	1	06/09/17 16:50	06/12/17 16:23	7440-70-2	
Cobalt	4.5J	ug/L	5.0	0.73	1	06/09/17 16:50	06/12/17 16:23	7440-48-4	
Lead	2.8J	ug/L	5.0	2.4	1	06/09/17 16:50	06/12/17 16:23	7439-92-1	
Lithium	36.4	ug/L	10.0	2.9	1	06/09/17 16:50	06/12/17 16:23	7439-93-2	
Molybdenum	<1.3	ug/L	20.0	1.3	1	06/09/17 16:50	06/12/17 16:23	7439-98-7	
200.8 MET ICPMS		Analytical Method: EPA 200.8 Preparation Method: EPA 200.8							
Antimony	0.038J	ug/L	1.0	0.026	1	06/09/17 16:50	06/16/17 21:17	7440-36-0	
Arsenic	20.5	ug/L	1.0	0.052	1	06/09/17 16:50	06/16/17 21:17	7440-38-2	
Cadmium	0.13J	ug/L	0.50	0.018	1	06/09/17 16:50	06/16/17 21:17	7440-43-9	
Chromium	0.20J	ug/L	1.0	0.054	1	06/09/17 16:50	06/16/17 21:17	7440-47-3	B
Selenium	0.63J	ug/L	1.0	0.086	1	06/09/17 16:50	06/16/17 21:17	7782-49-2	
Thallium	0.053J	ug/L	1.0	0.036	1	06/09/17 16:50	06/16/17 21:17	7440-28-0	B
7470 Mercury		Analytical Method: EPA 7470 Preparation Method: EPA 7470							
Mercury	0.14J	ug/L	0.20	0.046	1	06/07/17 17:21	06/08/17 12:40	7439-97-6	B
2540C Total Dissolved Solids		Analytical Method: SM 2540C							
Total Dissolved Solids	628	mg/L	5.0	5.0	1		06/07/17 09:50		
4500H+ pH, Electrometric		Analytical Method: SM 4500-H+B							
pH at 25 Degrees C	7.5	Std. Units	0.10	0.10	1		06/07/17 13:52		H6
300.0 IC Anions 28 Days		Analytical Method: EPA 300.0							
Chloride	2.9	mg/L	1.0	0.50	1		06/07/17 12:18	16887-00-6	
Fluoride	0.17J	mg/L	0.20	0.10	1		06/07/17 12:18	16984-48-8	
Sulfate	79.1	mg/L	5.0	2.5	5		06/07/17 12:34	14808-79-8	

REPORT OF LABORATORY ANALYSIS

This report shall not be reproduced, except in full,
without the written consent of Pace Analytical Services, LLC.

ANALYTICAL RESULTS

Project: AMEREN LABADIE ENERGY CTR-UWL

Pace Project No.: 60245680

Sample: L-TMW-2 **Lab ID: 60245680002** Collected: 06/02/17 12:30 Received: 06/03/17 08:00 Matrix: Water

Parameters	Results	Units	PQL	MDL	DF	Prepared	Analyzed	CAS No.	Qual
200.7 Metals, Total		Analytical Method: EPA 200.7 Preparation Method: EPA 200.7							
Barium	189	ug/L	5.0	0.91	1	06/09/17 16:50	06/12/17 16:26	7440-39-3	
Beryllium	<0.16	ug/L	1.0	0.16	1	06/09/17 16:50	06/12/17 16:26	7440-41-7	
Boron	96.7J	ug/L	100	3.5	1	06/09/17 16:50	06/12/17 16:26	7440-42-8	
Calcium	195000	ug/L	100	36.0	1	06/09/17 16:50	06/12/17 16:26	7440-70-2	
Cobalt	4.1J	ug/L	5.0	0.73	1	06/09/17 16:50	06/12/17 16:26	7440-48-4	
Lead	<2.4	ug/L	5.0	2.4	1	06/09/17 16:50	06/12/17 16:26	7439-92-1	
Lithium	37.3	ug/L	10.0	2.9	1	06/09/17 16:50	06/12/17 16:26	7439-93-2	
Molybdenum	<1.3	ug/L	20.0	1.3	1	06/09/17 16:50	06/12/17 16:26	7439-98-7	
200.8 MET ICPMS		Analytical Method: EPA 200.8 Preparation Method: EPA 200.8							
Antimony	0.043J	ug/L	1.0	0.026	1	06/09/17 16:50	06/16/17 21:20	7440-36-0	
Arsenic	0.95J	ug/L	1.0	0.052	1	06/09/17 16:50	06/16/17 21:20	7440-38-2	
Cadmium	0.039J	ug/L	0.50	0.018	1	06/09/17 16:50	06/16/17 21:20	7440-43-9	
Chromium	0.22J	ug/L	1.0	0.054	1	06/09/17 16:50	06/16/17 21:20	7440-47-3	B
Selenium	0.10J	ug/L	1.0	0.086	1	06/09/17 16:50	06/16/17 21:20	7782-49-2	
Thallium	0.049J	ug/L	1.0	0.036	1	06/09/17 16:50	06/16/17 21:20	7440-28-0	B
7470 Mercury		Analytical Method: EPA 7470 Preparation Method: EPA 7470							
Mercury	0.14J	ug/L	0.20	0.046	1	06/07/17 17:21	06/08/17 12:46	7439-97-6	B
2540C Total Dissolved Solids		Analytical Method: SM 2540C							
Total Dissolved Solids	684	mg/L	5.0	5.0	1		06/07/17 09:51		
4500H+ pH, Electrometric		Analytical Method: SM 4500-H+B							
pH at 25 Degrees C	7.1	Std. Units	0.10	0.10	1		06/07/17 13:57		H6
300.0 IC Anions 28 Days		Analytical Method: EPA 300.0							
Chloride	6.0	mg/L	1.0	0.50	1		06/07/17 12:49	16887-00-6	
Fluoride	0.15J	mg/L	0.20	0.10	1		06/07/17 12:49	16984-48-8	
Sulfate	81.3	mg/L	10.0	5.0	10		06/07/17 13:04	14808-79-8	

REPORT OF LABORATORY ANALYSIS

This report shall not be reproduced, except in full,
without the written consent of Pace Analytical Services, LLC.

ANALYTICAL RESULTS

Project: AMEREN LABADIE ENERGY CTR-UWL

Pace Project No.: 60245680

Sample: L-TMW-3 **Lab ID: 60245680003** Collected: 06/02/17 12:30 Received: 06/03/17 08:00 Matrix: Water

Parameters	Results	Units	PQL	MDL	DF	Prepared	Analyzed	CAS No.	Qual
200.7 Metals, Total		Analytical Method: EPA 200.7 Preparation Method: EPA 200.7							
Barium	302	ug/L	5.0	0.91	1	06/09/17 16:50	06/12/17 16:28	7440-39-3	
Beryllium	<0.16	ug/L	1.0	0.16	1	06/09/17 16:50	06/12/17 16:28	7440-41-7	
Boron	120	ug/L	100	3.5	1	06/09/17 16:50	06/12/17 16:28	7440-42-8	
Calcium	201000	ug/L	100	36.0	1	06/09/17 16:50	06/12/17 16:28	7440-70-2	M1
Cobalt	3.6J	ug/L	5.0	0.73	1	06/09/17 16:50	06/12/17 16:28	7440-48-4	
Lead	3.2J	ug/L	5.0	2.4	1	06/09/17 16:50	06/12/17 16:28	7439-92-1	
Lithium	47.5	ug/L	10.0	2.9	1	06/09/17 16:50	06/12/17 16:28	7439-93-2	
Molybdenum	<1.3	ug/L	20.0	1.3	1	06/09/17 16:50	06/12/17 16:28	7439-98-7	
200.8 MET ICPMS		Analytical Method: EPA 200.8 Preparation Method: EPA 200.8							
Antimony	0.029J	ug/L	1.0	0.026	1	06/09/17 16:50	06/16/17 21:24	7440-36-0	
Arsenic	11.0	ug/L	1.0	0.052	1	06/09/17 16:50	06/16/17 21:24	7440-38-2	
Cadmium	0.021J	ug/L	0.50	0.018	1	06/09/17 16:50	06/16/17 21:24	7440-43-9	
Chromium	0.15J	ug/L	1.0	0.054	1	06/09/17 16:50	06/16/17 21:24	7440-47-3	B
Selenium	0.099J	ug/L	1.0	0.086	1	06/09/17 16:50	06/16/17 21:24	7782-49-2	
Thallium	<0.036	ug/L	1.0	0.036	1	06/09/17 16:50	06/16/17 21:24	7440-28-0	
7470 Mercury		Analytical Method: EPA 7470 Preparation Method: EPA 7470							
Mercury	0.14J	ug/L	0.20	0.046	1	06/07/17 17:21	06/08/17 12:48	7439-97-6	B
2540C Total Dissolved Solids		Analytical Method: SM 2540C							
Total Dissolved Solids	711	mg/L	5.0	5.0	1		06/07/17 09:51		
4500H+ pH, Electrometric		Analytical Method: SM 4500-H+B							
pH at 25 Degrees C	7.0	Std. Units	0.10	0.10	1		06/07/17 15:53		H6
300.0 IC Anions 28 Days		Analytical Method: EPA 300.0							
Chloride	7.5	mg/L	1.0	0.50	1		06/07/17 14:37	16887-00-6	
Fluoride	0.11J	mg/L	0.20	0.10	1		06/07/17 14:37	16984-48-8	
Sulfate	85.5	mg/L	5.0	2.5	5		06/07/17 13:20	14808-79-8	

REPORT OF LABORATORY ANALYSIS

This report shall not be reproduced, except in full,
without the written consent of Pace Analytical Services, LLC.

ANALYTICAL RESULTS

Project: AMEREN LABADIE ENERGY CTR-UWL

Pace Project No.: 60245680

Sample: L-MW-26 **Lab ID: 60245680004** Collected: 06/02/17 10:17 Received: 06/03/17 08:00 Matrix: Water

Parameters	Results	Units	PQL	MDL	DF	Prepared	Analyzed	CAS No.	Qual
200.7 Metals, Total		Analytical Method: EPA 200.7 Preparation Method: EPA 200.7							
Barium	213	ug/L	5.0	0.91	1	06/09/17 16:50	06/12/17 16:34	7440-39-3	
Beryllium	0.19J	ug/L	1.0	0.16	1	06/09/17 16:50	06/12/17 16:34	7440-41-7	
Boron	89.0J	ug/L	100	3.5	1	06/09/17 16:50	06/12/17 16:34	7440-42-8	
Calcium	146000	ug/L	100	36.0	1	06/09/17 16:50	06/12/17 16:34	7440-70-2	
Cobalt	<0.73	ug/L	5.0	0.73	1	06/09/17 16:50	06/12/17 16:34	7440-48-4	
Lead	<2.4	ug/L	5.0	2.4	1	06/09/17 16:50	06/12/17 16:34	7439-92-1	
Lithium	30.2	ug/L	10.0	2.9	1	06/09/17 16:50	06/12/17 16:34	7439-93-2	
Molybdenum	<1.3	ug/L	20.0	1.3	1	06/09/17 16:50	06/12/17 16:34	7439-98-7	
200.8 MET ICPMS		Analytical Method: EPA 200.8 Preparation Method: EPA 200.8							
Antimony	0.093J	ug/L	1.0	0.026	1	06/09/17 16:50	06/16/17 21:43	7440-36-0	
Arsenic	0.48J	ug/L	1.0	0.052	1	06/09/17 16:50	06/16/17 21:43	7440-38-2	
Cadmium	0.21J	ug/L	0.50	0.018	1	06/09/17 16:50	06/16/17 21:43	7440-43-9	
Chromium	0.13J	ug/L	1.0	0.054	1	06/09/17 16:50	06/16/17 21:43	7440-47-3	B
Selenium	0.20J	ug/L	1.0	0.086	1	06/09/17 16:50	06/16/17 21:43	7782-49-2	
Thallium	0.049J	ug/L	1.0	0.036	1	06/09/17 16:50	06/16/17 21:43	7440-28-0	B
7470 Mercury		Analytical Method: EPA 7470 Preparation Method: EPA 7470							
Mercury	0.14J	ug/L	0.20	0.046	1	06/07/17 17:21	06/08/17 12:55	7439-97-6	B
2540C Total Dissolved Solids		Analytical Method: SM 2540C							
Total Dissolved Solids	486	mg/L	5.0	5.0	1		06/07/17 09:52		
4500H+ pH, Electrometric		Analytical Method: SM 4500-H+B							
pH at 25 Degrees C	7.3	Std. Units	0.10	0.10	1		06/07/17 13:47		H6
300.0 IC Anions 28 Days		Analytical Method: EPA 300.0							
Chloride	4.5	mg/L	1.0	0.50	1		06/07/17 15:23	16887-00-6	
Fluoride	0.14J	mg/L	0.20	0.10	1		06/07/17 15:23	16984-48-8	
Sulfate	17.8	mg/L	1.0	0.50	1		06/07/17 15:23	14808-79-8	

REPORT OF LABORATORY ANALYSIS

This report shall not be reproduced, except in full,
without the written consent of Pace Analytical Services, LLC.

ANALYTICAL RESULTS

Project: AMEREN LABADIE ENERGY CTR-UWL

Pace Project No.: 60245680

Sample: L-UWL-DUP-1 **Lab ID:** 60245680005 Collected: 06/02/17 08:00 Received: 06/03/17 08:00 Matrix: Water

Parameters	Results	Units	PQL	MDL	DF	Prepared	Analyzed	CAS No.	Qual
200.7 Metals, Total		Analytical Method: EPA 200.7 Preparation Method: EPA 200.7							
Barium	188	ug/L	5.0	0.91	1	06/09/17 16:50	06/12/17 16:43	7440-39-3	
Beryllium	<0.16	ug/L	1.0	0.16	1	06/09/17 16:50	06/12/17 16:43	7440-41-7	
Boron	99.0J	ug/L	100	3.5	1	06/09/17 16:50	06/12/17 16:43	7440-42-8	
Calcium	192000	ug/L	100	36.0	1	06/09/17 16:50	06/12/17 16:43	7440-70-2	
Cobalt	3.8J	ug/L	5.0	0.73	1	06/09/17 16:50	06/12/17 16:43	7440-48-4	
Lead	<2.4	ug/L	5.0	2.4	1	06/09/17 16:50	06/12/17 16:43	7439-92-1	
Lithium	37.4	ug/L	10.0	2.9	1	06/09/17 16:50	06/12/17 16:43	7439-93-2	
Molybdenum	<1.3	ug/L	20.0	1.3	1	06/09/17 16:50	06/12/17 16:43	7439-98-7	
200.8 MET ICPMS		Analytical Method: EPA 200.8 Preparation Method: EPA 200.8							
Antimony	0.057J	ug/L	1.0	0.026	1	06/09/17 16:50	06/16/17 21:46	7440-36-0	
Arsenic	1.0	ug/L	1.0	0.052	1	06/09/17 16:50	06/16/17 21:46	7440-38-2	
Cadmium	0.051J	ug/L	0.50	0.018	1	06/09/17 16:50	06/16/17 21:46	7440-43-9	
Chromium	0.27J	ug/L	1.0	0.054	1	06/09/17 16:50	06/16/17 21:46	7440-47-3	B
Selenium	0.12J	ug/L	1.0	0.086	1	06/09/17 16:50	06/16/17 21:46	7782-49-2	
Thallium	0.037J	ug/L	1.0	0.036	1	06/09/17 16:50	06/16/17 21:46	7440-28-0	B
7470 Mercury		Analytical Method: EPA 7470 Preparation Method: EPA 7470							
Mercury	0.14J	ug/L	0.20	0.046	1	06/07/17 17:21	06/08/17 12:57	7439-97-6	B
2540C Total Dissolved Solids		Analytical Method: SM 2540C							
Total Dissolved Solids	693	mg/L	5.0	5.0	1		06/07/17 09:52		
4500H+ pH, Electrometric		Analytical Method: SM 4500-H+B							
pH at 25 Degrees C	7.1	Std. Units	0.10	0.10	1		06/07/17 13:38		H6
300.0 IC Anions 28 Days		Analytical Method: EPA 300.0							
Chloride	6.1	mg/L	1.0	0.50	1		06/07/17 15:54	16887-00-6	
Fluoride	0.15J	mg/L	0.20	0.10	1		06/07/17 15:54	16984-48-8	
Sulfate	82.3	mg/L	10.0	5.0	10		06/07/17 16:09	14808-79-8	

REPORT OF LABORATORY ANALYSIS

This report shall not be reproduced, except in full,
without the written consent of Pace Analytical Services, LLC.

ANALYTICAL RESULTS

Project: AMEREN LABADIE ENERGY CTR-UWL

Pace Project No.: 60245680

Sample: L-UWL-FB-1 **Lab ID:** 60245680006 Collected: 06/02/17 10:04 Received: 06/03/17 08:00 Matrix: Water

Parameters	Results	Units	PQL	MDL	DF	Prepared	Analyzed	CAS No.	Qual
200.7 Metals, Total		Analytical Method: EPA 200.7 Preparation Method: EPA 200.7							
Barium	<0.91	ug/L	5.0	0.91	1	06/09/17 16:50	06/12/17 16:46	7440-39-3	
Beryllium	<0.16	ug/L	1.0	0.16	1	06/09/17 16:50	06/12/17 16:46	7440-41-7	
Boron	<3.5	ug/L	100	3.5	1	06/09/17 16:50	06/12/17 16:46	7440-42-8	
Calcium	38.7J	ug/L	100	36.0	1	06/09/17 16:50	06/12/17 16:46	7440-70-2	B
Cobalt	<0.73	ug/L	5.0	0.73	1	06/09/17 16:50	06/12/17 16:46	7440-48-4	
Lead	2.4J	ug/L	5.0	2.4	1	06/09/17 16:50	06/12/17 16:46	7439-92-1	
Lithium	<2.9	ug/L	10.0	2.9	1	06/09/17 16:50	06/12/17 16:46	7439-93-2	
Molybdenum	<1.3	ug/L	20.0	1.3	1	06/09/17 16:50	06/12/17 16:46	7439-98-7	
200.8 MET ICPMS		Analytical Method: EPA 200.8 Preparation Method: EPA 200.8							
Antimony	<0.026	ug/L	1.0	0.026	1	06/09/17 16:50	06/16/17 21:40	7440-36-0	
Arsenic	<0.052	ug/L	1.0	0.052	1	06/09/17 16:50	06/16/17 21:40	7440-38-2	
Cadmium	<0.018	ug/L	0.50	0.018	1	06/09/17 16:50	06/16/17 21:40	7440-43-9	
Chromium	0.12J	ug/L	1.0	0.054	1	06/09/17 16:50	06/16/17 21:40	7440-47-3	B
Selenium	<0.086	ug/L	1.0	0.086	1	06/09/17 16:50	06/16/17 21:40	7782-49-2	
Thallium	<0.036	ug/L	1.0	0.036	1	06/09/17 16:50	06/16/17 21:40	7440-28-0	B
7470 Mercury		Analytical Method: EPA 7470 Preparation Method: EPA 7470							
Mercury	<0.037	ug/L	0.20	0.037	1	06/09/17 10:26	06/10/17 13:29	7439-97-6	
2540C Total Dissolved Solids		Analytical Method: SM 2540C							
Total Dissolved Solids	<5.0	mg/L	5.0	5.0	1		06/07/17 09:52		
4500H+ pH, Electrometric		Analytical Method: SM 4500-H+B							
pH at 25 Degrees C	6.2	Std. Units	0.10	0.10	1		06/07/17 13:45		H6
300.0 IC Anions 28 Days		Analytical Method: EPA 300.0							
Chloride	<0.50	mg/L	1.0	0.50	1		06/07/17 16:25	16887-00-6	
Fluoride	<0.10	mg/L	0.20	0.10	1		06/07/17 16:25	16984-48-8	
Sulfate	<0.50	mg/L	1.0	0.50	1		06/07/17 16:25	14808-79-8	

REPORT OF LABORATORY ANALYSIS

This report shall not be reproduced, except in full,
without the written consent of Pace Analytical Services, LLC.

ANALYTICAL RESULTS

Project: AMEREN LABADIE ENERGY CTR-UWL

Pace Project No.: 60245680

Sample: L-BMW-1S **Lab ID: 60245569006** Collected: 05/31/17 10:47 Received: 06/02/17 04:05 Matrix: Water

Parameters	Results	Units	PQL	MDL	DF	Prepared	Analyzed	CAS No.	Qual
200.7 Metals, Total		Analytical Method: EPA 200.7 Preparation Method: EPA 200.7							
Barium	352	ug/L	5.0	0.91	1	06/07/17 15:52	06/09/17 18:46	7440-39-3	
Beryllium	<0.16	ug/L	1.0	0.16	1	06/07/17 15:52	06/09/17 18:46	7440-41-7	
Boron	122	ug/L	100	3.5	1	06/07/17 15:52	06/09/17 18:46	7440-42-8	
Calcium	217000	ug/L	100	36.0	1	06/07/17 15:52	06/09/17 18:46	7440-70-2	
Cobalt	1.3J	ug/L	5.0	0.73	1	06/07/17 15:52	06/09/17 18:46	7440-48-4	
Lead	<2.4	ug/L	5.0	2.4	1	06/07/17 15:52	06/09/17 18:46	7439-92-1	
Lithium	13.0	ug/L	10.0	2.9	1	06/07/17 15:52	06/09/17 18:46	7439-93-2	
Molybdenum	1.5J	ug/L	20.0	1.3	1	06/07/17 15:52	06/09/17 18:46	7439-98-7	
200.8 MET ICPMS		Analytical Method: EPA 200.8 Preparation Method: EPA 200.8							
Antimony	<0.026	ug/L	1.0	0.026	1	06/07/17 15:52	06/08/17 14:57	7440-36-0	
Arsenic	30.4	ug/L	1.0	0.052	1	06/07/17 15:52	06/08/17 14:57	7440-38-2	
Cadmium	<0.018	ug/L	0.50	0.018	1	06/07/17 15:52	06/08/17 14:57	7440-43-9	
Chromium	0.22J	ug/L	1.0	0.054	1	06/07/17 15:52	06/08/17 14:57	7440-47-3	B
Selenium	<0.086	ug/L	1.0	0.086	1	06/07/17 15:52	06/08/17 14:57	7782-49-2	
Thallium	<0.036	ug/L	1.0	0.036	1	06/07/17 15:52	06/08/17 14:57	7440-28-0	
7470 Mercury		Analytical Method: EPA 7470 Preparation Method: EPA 7470							
Mercury	0.14J	ug/L	0.20	0.046	1	06/07/17 17:21	06/08/17 12:10	7439-97-6	B
2540C Total Dissolved Solids		Analytical Method: SM 2540C							
Total Dissolved Solids	749	mg/L	5.0	5.0	1		06/05/17 08:42		
4500H+ pH, Electrometric		Analytical Method: SM 4500-H+B							
pH at 25 Degrees C	7.2	Std. Units	0.10	0.10	1		06/07/17 13:19		H6
300.0 IC Anions 28 Days		Analytical Method: EPA 300.0							
Chloride	5.6	mg/L	1.0	0.50	1		06/06/17 17:37	16887-00-6	
Fluoride	0.17J	mg/L	0.20	0.10	1		06/06/17 17:37	16984-48-8	
Sulfate	51.6	mg/L	5.0	2.5	5		06/07/17 11:17	14808-79-8	

REPORT OF LABORATORY ANALYSIS

This report shall not be reproduced, except in full,
without the written consent of Pace Analytical Services, LLC.

ANALYTICAL RESULTS

Project: AMEREN LABADIE ENERGY CTR-UWL

Pace Project No.: 60245680

Sample: L-BMW-2S **Lab ID: 60245569007** Collected: 05/31/17 12:01 Received: 06/02/17 04:05 Matrix: Water

Parameters	Results	Units	PQL	MDL	DF	Prepared	Analyzed	CAS No.	Qual
200.7 Metals, Total		Analytical Method: EPA 200.7 Preparation Method: EPA 200.7							
Barium	306	ug/L	5.0	0.91	1	06/07/17 15:52	06/09/17 18:53	7440-39-3	
Beryllium	<0.16	ug/L	1.0	0.16	1	06/07/17 15:52	06/09/17 18:53	7440-41-7	
Boron	37.3J	ug/L	100	3.5	1	06/07/17 15:52	06/09/17 18:53	7440-42-8	
Calcium	139000	ug/L	100	36.0	1	06/07/17 15:52	06/09/17 18:53	7440-70-2	
Cobalt	<0.73	ug/L	5.0	0.73	1	06/07/17 15:52	06/09/17 18:53	7440-48-4	
Lead	<2.4	ug/L	5.0	2.4	1	06/07/17 15:52	06/09/17 18:53	7439-92-1	
Lithium	17.8	ug/L	10.0	2.9	1	06/07/17 15:52	06/09/17 18:53	7439-93-2	
Molybdenum	2.0J	ug/L	20.0	1.3	1	06/07/17 15:52	06/09/17 18:53	7439-98-7	
200.8 MET ICPMS		Analytical Method: EPA 200.8 Preparation Method: EPA 200.8							
Antimony	0.24J	ug/L	1.0	0.026	1	06/07/17 15:52	06/08/17 15:09	7440-36-0	
Arsenic	0.46J	ug/L	1.0	0.052	1	06/07/17 15:52	06/08/17 15:09	7440-38-2	
Cadmium	0.031J	ug/L	0.50	0.018	1	06/07/17 15:52	06/08/17 15:09	7440-43-9	
Chromium	0.17J	ug/L	1.0	0.054	1	06/07/17 15:52	06/08/17 15:09	7440-47-3	B
Selenium	0.57J	ug/L	1.0	0.086	1	06/07/17 15:52	06/08/17 15:09	7782-49-2	
Thallium	0.044J	ug/L	1.0	0.036	1	06/07/17 15:52	06/08/17 15:09	7440-28-0	
7470 Mercury		Analytical Method: EPA 7470 Preparation Method: EPA 7470							
Mercury	0.14J	ug/L	0.20	0.046	1	06/07/17 17:21	06/08/17 12:17	7439-97-6	B
2540C Total Dissolved Solids		Analytical Method: SM 2540C							
Total Dissolved Solids	472	mg/L	5.0	5.0	1		06/05/17 08:42		
4500H+ pH, Electrometric		Analytical Method: SM 4500-H+B							
pH at 25 Degrees C	7.4	Std. Units	0.10	0.10	1		06/07/17 10:01		H6
300.0 IC Anions 28 Days		Analytical Method: EPA 300.0							
Chloride	2.3	mg/L	1.0	0.50	1		06/06/17 04:20	16887-00-6	
Fluoride	0.23	mg/L	0.20	0.10	1		06/06/17 04:20	16984-48-8	
Sulfate	23.6	mg/L	2.0	1.0	2		06/24/17 14:42	14808-79-8	

REPORT OF LABORATORY ANALYSIS

This report shall not be reproduced, except in full,
without the written consent of Pace Analytical Services, LLC.

QUALITY CONTROL DATA

Project: AMEREN LABADIE ENERGY CTR-UWL

Pace Project No.: 60245680

QC Batch: 480125 Analysis Method: EPA 7470
 QC Batch Method: EPA 7470 Analysis Description: 7470 Mercury
 Associated Lab Samples: 60245569006, 60245569007, 60245680001, 60245680002, 60245680003, 60245680004, 60245680005

METHOD BLANK: 1966554 Matrix: Water
 Associated Lab Samples: 60245569006, 60245569007, 60245680001, 60245680002, 60245680003, 60245680004, 60245680005

Parameter	Units	Blank Result	Reporting Limit	MDL	Analyzed	Qualifiers
Mercury	ug/L	0.14J	0.20	0.046	06/08/17 11:51	

LABORATORY CONTROL SAMPLE: 1966555

Parameter	Units	Spike Conc.	LCS Result	LCS % Rec	% Rec Limits	Qualifiers
Mercury	ug/L	5	4.3	85	80-120	

MATRIX SPIKE & MATRIX SPIKE DUPLICATE: 1966556 1966557

Parameter	Units	60245569001 Result	MS Spike Conc.	MSD Spike Conc.	MS Result	MSD Result	MS % Rec	MSD % Rec	% Rec Limits	RPD	Max RPD	Qual
Mercury	ug/L	0.14J	5	5	2.8	3.1	53	59	75-125	11	20	M1

MATRIX SPIKE & MATRIX SPIKE DUPLICATE: 1966558 1966559

Parameter	Units	60245680003 Result	MS Spike Conc.	MSD Spike Conc.	MS Result	MSD Result	MS % Rec	MSD % Rec	% Rec Limits	RPD	Max RPD	Qual
Mercury	ug/L	0.14J	5	5	3.9	3.9	75	75	75-125	1	20	

Results presented on this page are in the units indicated by the "Units" column except where an alternate unit is presented to the right of the result.

REPORT OF LABORATORY ANALYSIS

This report shall not be reproduced, except in full,
 without the written consent of Pace Analytical Services, LLC.

QUALITY CONTROL DATA

Project: AMEREN LABADIE ENERGY CTR-UWL

Pace Project No.: 60245680

QC Batch: 480337

Analysis Method: EPA 7470

QC Batch Method: EPA 7470

Analysis Description: 7470 Mercury

Associated Lab Samples: 60245680006

METHOD BLANK: 1967483

Matrix: Water

Associated Lab Samples: 60245680006

Parameter	Units	Blank Result	Reporting Limit	MDL	Analyzed	Qualifiers
Mercury	ug/L	<0.037	0.20	0.037	06/10/17 13:08	

LABORATORY CONTROL SAMPLE: 1967484

Parameter	Units	Spike Conc.	LCS Result	LCS % Rec	% Rec Limits	Qualifiers
Mercury	ug/L	5	4.8	95	80-120	

MATRIX SPIKE & MATRIX SPIKE DUPLICATE: 1967485 1967486

Parameter	Units	60245904006		1967485		1967486		% Rec Limits	RPD	Max RPD	Qual	
		MS Result	MSD Spike Conc.	MS Spike Conc.	MSD Spike Conc.	MS Result	MSD Result					MS % Rec
Mercury	ug/L	ND	5	5	5	4.9	4.7	98	94	75-125	4	20

Results presented on this page are in the units indicated by the "Units" column except where an alternate unit is presented to the right of the result.

REPORT OF LABORATORY ANALYSIS

This report shall not be reproduced, except in full,
without the written consent of Pace Analytical Services, LLC.

QUALITY CONTROL DATA

Project: AMEREN LABADIE ENERGY CTR-UWL
 Pace Project No.: 60245680

QC Batch: 480092 Analysis Method: EPA 200.7
 QC Batch Method: EPA 200.7 Analysis Description: 200.7 Metals, Total
 Associated Lab Samples: 60245569006, 60245569007

METHOD BLANK: 1966370 Matrix: Water
 Associated Lab Samples: 60245569006, 60245569007

Parameter	Units	Blank Result	Reporting Limit	MDL	Analyzed	Qualifiers
Barium	ug/L	4.1J	5.0	0.91	06/09/17 18:28	
Beryllium	ug/L	<0.16	1.0	0.16	06/09/17 18:28	
Boron	ug/L	<3.5	100	3.5	06/09/17 18:28	
Calcium	ug/L	51.6J	100	36.0	06/09/17 18:28	
Cobalt	ug/L	<0.73	5.0	0.73	06/09/17 18:28	
Lead	ug/L	<2.4	5.0	2.4	06/09/17 18:28	
Lithium	ug/L	<2.9	10.0	2.9	06/09/17 18:28	
Molybdenum	ug/L	<1.3	20.0	1.3	06/09/17 18:28	

LABORATORY CONTROL SAMPLE: 1966371

Parameter	Units	Spike Conc.	LCS Result	LCS % Rec	% Rec Limits	Qualifiers
Barium	ug/L	1000	1030	103	85-115	
Beryllium	ug/L	1000	1040	104	85-115	
Boron	ug/L	1000	1030	103	85-115	
Calcium	ug/L	10000	10400	104	85-115	
Cobalt	ug/L	1000	1050	105	85-115	
Lead	ug/L	1000	1010	101	85-115	
Lithium	ug/L	1000	1020	102	85-115	
Molybdenum	ug/L	1000	1050	105	85-115	

MATRIX SPIKE & MATRIX SPIKE DUPLICATE: 1966372 1966373

Parameter	Units	MS		MSD		MS % Rec	MSD % Rec	% Rec Limits	RPD	Max RPD	Qual
		60245569001 Result	Spike Conc.	Spike Conc.	MS Result						
Barium	ug/L	230	1000	1000	1250	1250	102	102	70-130	0	20
Beryllium	ug/L	<0.16	1000	1000	1030	1030	103	103	70-130	0	20
Boron	ug/L	3260	1000	1000	4320	4380	106	112	70-130	1	20
Calcium	ug/L	190000	10000	10000	200000	202000	96	118	70-130	1	20
Cobalt	ug/L	1.5J	1000	1000	1020	1020	102	102	70-130	0	20
Lead	ug/L	<2.4	1000	1000	987	987	99	98	70-130	0	20
Lithium	ug/L	18.6	1000	1000	1080	1080	106	106	70-130	0	20
Molybdenum	ug/L	4.7J	1000	1000	1060	1060	106	106	70-130	0	20

Results presented on this page are in the units indicated by the "Units" column except where an alternate unit is presented to the right of the result.

REPORT OF LABORATORY ANALYSIS

This report shall not be reproduced, except in full,
 without the written consent of Pace Analytical Services, LLC.

QUALITY CONTROL DATA

Project: AMEREN LABADIE ENERGY CTR-UWL

Pace Project No.: 60245680

MATRIX SPIKE SAMPLE: 1966374		60245678001	Spike	MS	MS	% Rec	
Parameter	Units	Result	Conc.	Result	% Rec	Limits	Qualifiers
Barium	ug/L	314	1000	1330	101	70-130	
Beryllium	ug/L	<0.16	1000	1040	104	70-130	
Boron	ug/L	56.4J	1000	1130	108	70-130	
Calcium	ug/L	136000	10000	146000	99	70-130	
Cobalt	ug/L	<0.73	1000	1020	102	70-130	
Lead	ug/L	<2.4	1000	983	98	70-130	
Lithium	ug/L	8.3J	1000	1060	105	70-130	
Molybdenum	ug/L	1.6J	1000	1050	105	70-130	

Results presented on this page are in the units indicated by the "Units" column except where an alternate unit is presented to the right of the result.

REPORT OF LABORATORY ANALYSIS

This report shall not be reproduced, except in full,
without the written consent of Pace Analytical Services, LLC.

QUALITY CONTROL DATA

Project: AMEREN LABADIE ENERGY CTR-UWL

Pace Project No.: 60245680

QC Batch: 480475 Analysis Method: EPA 200.7
 QC Batch Method: EPA 200.7 Analysis Description: 200.7 Metals, Total
 Associated Lab Samples: 60245680001, 60245680002, 60245680003, 60245680004, 60245680005, 60245680006

METHOD BLANK: 1968200 Matrix: Water
 Associated Lab Samples: 60245680001, 60245680002, 60245680003, 60245680004, 60245680005, 60245680006

Parameter	Units	Blank Result	Reporting Limit	MDL	Analyzed	Qualifiers
Barium	ug/L	<0.91	5.0	0.91	06/12/17 16:14	
Beryllium	ug/L	<0.16	1.0	0.16	06/12/17 16:14	
Boron	ug/L	<3.5	100	3.5	06/12/17 16:14	
Calcium	ug/L	126	100	36.0	06/12/17 16:14	
Cobalt	ug/L	<0.73	5.0	0.73	06/12/17 16:14	
Lead	ug/L	<2.4	5.0	2.4	06/12/17 16:14	
Lithium	ug/L	<2.9	10.0	2.9	06/12/17 16:14	
Molybdenum	ug/L	<1.3	20.0	1.3	06/12/17 16:14	

LABORATORY CONTROL SAMPLE: 1968201

Parameter	Units	Spike Conc.	LCS Result	LCS % Rec	% Rec Limits	Qualifiers
Barium	ug/L	1000	960	96	85-115	
Beryllium	ug/L	1000	1000	100	85-115	
Boron	ug/L	1000	964	96	85-115	
Calcium	ug/L	10000	10400	104	85-115	
Cobalt	ug/L	1000	992	99	85-115	
Lead	ug/L	1000	991	99	85-115	
Lithium	ug/L	1000	943	94	85-115	
Molybdenum	ug/L	1000	988	99	85-115	

MATRIX SPIKE & MATRIX SPIKE DUPLICATE: 1968202 1968203

Parameter	Units	60245680003		MSD		MS		MSD		% Rec Limits	RPD	Max RPD	Qual
		Result	MS Spike Conc.	Spike Conc.	Result	MSD Result	% Rec	MSD % Rec					
Barium	ug/L	302	1000	1000	1260	1280	96	98	70-130	2	20		
Beryllium	ug/L	<0.16	1000	1000	1010	1030	101	103	70-130	2	20		
Boron	ug/L	120	1000	1000	1130	1150	101	103	70-130	2	20		
Calcium	ug/L	201000	10000	10000	208000	215000	71	133	70-130	3	20	M1	
Cobalt	ug/L	3.6J	1000	1000	990	987	99	98	70-130	0	20		
Lead	ug/L	3.2J	1000	1000	984	980	98	98	70-130	0	20		
Lithium	ug/L	47.5	1000	1000	1030	1050	98	100	70-130	2	20		
Molybdenum	ug/L	<1.3	1000	1000	1020	1020	102	102	70-130	0	20		

Results presented on this page are in the units indicated by the "Units" column except where an alternate unit is presented to the right of the result.

REPORT OF LABORATORY ANALYSIS

This report shall not be reproduced, except in full,
without the written consent of Pace Analytical Services, LLC.

QUALITY CONTROL DATA

Project: AMEREN LABADIE ENERGY CTR-UWL

Pace Project No.: 60245680

MATRIX SPIKE SAMPLE:		1968204					
Parameter	Units	60245680004 Result	Spike Conc.	MS Result	MS % Rec	% Rec Limits	Qualifiers
Barium	ug/L	213	1000	1180	97	70-130	
Beryllium	ug/L	0.19J	1000	1020	101	70-130	
Boron	ug/L	89.0J	1000	1090	100	70-130	
Calcium	ug/L	146000	10000	156000	100	70-130	
Cobalt	ug/L	<0.73	1000	971	97	70-130	
Lead	ug/L	<2.4	1000	968	97	70-130	
Lithium	ug/L	30.2	1000	1010	98	70-130	
Molybdenum	ug/L	<1.3	1000	1000	100	70-130	

Results presented on this page are in the units indicated by the "Units" column except where an alternate unit is presented to the right of the result.

REPORT OF LABORATORY ANALYSIS

This report shall not be reproduced, except in full,
without the written consent of Pace Analytical Services, LLC.

QUALITY CONTROL DATA

Project: AMEREN LABADIE ENERGY CTR-UWL
Pace Project No.: 60245680

QC Batch: 480093 Analysis Method: EPA 200.8
QC Batch Method: EPA 200.8 Analysis Description: 200.8 MET
Associated Lab Samples: 60245569006, 60245569007

METHOD BLANK: 1966376 Matrix: Water
Associated Lab Samples: 60245569006, 60245569007

Parameter	Units	Blank Result	Reporting Limit	MDL	Analyzed	Qualifiers
Antimony	ug/L	<0.026	1.0	0.026	06/08/17 14:29	
Arsenic	ug/L	<0.052	1.0	0.052	06/08/17 14:29	
Cadmium	ug/L	<0.018	0.50	0.018	06/08/17 14:29	
Chromium	ug/L	0.12J	1.0	0.054	06/08/17 14:29	
Selenium	ug/L	<0.086	1.0	0.086	06/08/17 14:29	
Thallium	ug/L	<0.036	1.0	0.036	06/08/17 14:29	

LABORATORY CONTROL SAMPLE: 1966377

Parameter	Units	Spike Conc.	LCS Result	LCS % Rec	% Rec Limits	Qualifiers
Antimony	ug/L	40	39.4	99	85-115	
Arsenic	ug/L	40	40.4	101	85-115	
Cadmium	ug/L	40	39.2	98	85-115	
Chromium	ug/L	40	40.5	101	85-115	
Selenium	ug/L	40	39.0	97	85-115	
Thallium	ug/L	40	37.0	93	85-115	

MATRIX SPIKE & MATRIX SPIKE DUPLICATE: 1966378 1966379

Parameter	Units	60245569001		60245569003		MS		MSD		% Rec Limits	Max RPD	Qual
		MS Spike Conc.	MSD Spike Conc.	MS Result	MSD Result	% Rec	% Rec					
Antimony	ug/L	0.033J	40	40	38.8	38.9	97	97	70-130	0	20	
Arsenic	ug/L	10.6	40	40	50.5	50.5	100	100	70-130	0	20	
Cadmium	ug/L	0.025J	40	40	37.1	37.8	93	94	70-130	2	20	
Chromium	ug/L	0.18J	40	40	40.1	39.8	100	99	70-130	1	20	
Selenium	ug/L	0.13J	40	40	36.8	35.5	92	89	70-130	4	20	
Thallium	ug/L	0.090J	40	40	39.6	40.0	99	100	70-130	1	20	

MATRIX SPIKE SAMPLE: 1966380

Parameter	Units	60245569003 Result	Spike Conc.	MS Result	MS % Rec	% Rec Limits	Qualifiers
Antimony	ug/L	<0.026	40	39.2	98	70-130	
Arsenic	ug/L	6.0	40	48.7	107	70-130	
Cadmium	ug/L	<0.018	40	37.7	94	70-130	
Chromium	ug/L	0.19J	40	39.9	99	70-130	
Selenium	ug/L	0.099J	40	36.6	91	70-130	
Thallium	ug/L	0.038J	40	39.6	99	70-130	

Results presented on this page are in the units indicated by the "Units" column except where an alternate unit is presented to the right of the result.

REPORT OF LABORATORY ANALYSIS

This report shall not be reproduced, except in full,
without the written consent of Pace Analytical Services, LLC.

QUALITY CONTROL DATA

Project: AMEREN LABADIE ENERGY CTR-UWL
Pace Project No.: 60245680

QC Batch: 480476 Analysis Method: EPA 200.8
QC Batch Method: EPA 200.8 Analysis Description: 200.8 MET
Associated Lab Samples: 60245680001, 60245680002, 60245680003, 60245680004, 60245680005, 60245680006

METHOD BLANK: 1968211 Matrix: Water
Associated Lab Samples: 60245680001, 60245680002, 60245680003, 60245680004, 60245680005, 60245680006

Parameter	Units	Blank Result	Reporting Limit	MDL	Analyzed	Qualifiers
Antimony	ug/L	<0.026	1.0	0.026	06/16/17 21:01	
Arsenic	ug/L	<0.052	1.0	0.052	06/16/17 21:01	
Cadmium	ug/L	<0.018	0.50	0.018	06/16/17 21:01	
Chromium	ug/L	0.14J	1.0	0.054	06/16/17 21:01	
Selenium	ug/L	<0.086	1.0	0.086	06/16/17 21:01	
Thallium	ug/L	0.042J	1.0	0.036	06/16/17 21:01	

LABORATORY CONTROL SAMPLE: 1968212

Parameter	Units	Spike Conc.	LCS Result	LCS % Rec	% Rec Limits	Qualifiers
Antimony	ug/L	40	39.3	98	85-115	
Arsenic	ug/L	40	39.5	99	85-115	
Cadmium	ug/L	40	39.4	99	85-115	
Chromium	ug/L	40	39.3	98	85-115	
Selenium	ug/L	40	40.0	100	85-115	
Thallium	ug/L	40	37.7	94	85-115	

MATRIX SPIKE SAMPLE: 1968214

Parameter	Units	60245679001 Result	Spike Conc.	MS Result	MS % Rec	% Rec Limits	Qualifiers
Antimony	ug/L	<0.026	40	40.3	101	70-130	
Arsenic	ug/L	1.7	40	40.7	97	70-130	
Cadmium	ug/L	<0.018	40	38.6	96	70-130	
Chromium	ug/L	0.25J	40	39.3	98	70-130	
Selenium	ug/L	<0.086	40	37.6	94	70-130	
Thallium	ug/L	0.12J	40	39.0	97	70-130	

MATRIX SPIKE & MATRIX SPIKE DUPLICATE: 1968215 1968216

Parameter	Units	MS		MSD		MS Result	MSD Result	MS % Rec	MSD % Rec	% Rec Limits	Max RPD	Qual
		60245680003 Result	Spike Conc.	Spike Conc.	MS Result							
Antimony	ug/L	0.029J	40	40	39.5	40.3	99	101	70-130	2	20	
Arsenic	ug/L	11.0	40	40	49.4	49.6	96	97	70-130	0	20	
Cadmium	ug/L	0.021J	40	40	37.7	38.7	94	97	70-130	3	20	
Chromium	ug/L	0.15J	40	40	38.7	39.4	96	98	70-130	2	20	
Selenium	ug/L	0.099J	40	40	36.4	37.6	91	94	70-130	3	20	
Thallium	ug/L	<0.036	40	40	38.9	40.0	97	100	70-130	3	20	

Results presented on this page are in the units indicated by the "Units" column except where an alternate unit is presented to the right of the result.

REPORT OF LABORATORY ANALYSIS

This report shall not be reproduced, except in full,
without the written consent of Pace Analytical Services, LLC.

QUALITY CONTROL DATA

Project: AMEREN LABADIE ENERGY CTR-UWL

Pace Project No.: 60245680

QC Batch: 479556

Analysis Method: SM 2540C

QC Batch Method: SM 2540C

Analysis Description: 2540C Total Dissolved Solids

Associated Lab Samples: 60245569006, 60245569007

METHOD BLANK: 1964508

Matrix: Water

Associated Lab Samples: 60245569006, 60245569007

Parameter	Units	Blank Result	Reporting Limit	MDL	Analyzed	Qualifiers
Total Dissolved Solids	mg/L	<5.0	5.0	5.0	06/05/17 08:38	

LABORATORY CONTROL SAMPLE: 1964509

Parameter	Units	Spike Conc.	LCS Result	LCS % Rec	% Rec Limits	Qualifiers
Total Dissolved Solids	mg/L	1000	980	98	80-120	

SAMPLE DUPLICATE: 1964510

Parameter	Units	60245386001 Result	Dup Result	RPD	Max RPD	Qualifiers
Total Dissolved Solids	mg/L	646	654	1	10	

SAMPLE DUPLICATE: 1964511

Parameter	Units	60245563004 Result	Dup Result	RPD	Max RPD	Qualifiers
Total Dissolved Solids	mg/L	493	483	2	10	

Results presented on this page are in the units indicated by the "Units" column except where an alternate unit is presented to the right of the result.

REPORT OF LABORATORY ANALYSIS

This report shall not be reproduced, except in full,
without the written consent of Pace Analytical Services, LLC.

QUALITY CONTROL DATA

Project: AMEREN LABADIE ENERGY CTR-UWL

Pace Project No.: 60245680

QC Batch: 479930

Analysis Method: SM 2540C

QC Batch Method: SM 2540C

Analysis Description: 2540C Total Dissolved Solids

Associated Lab Samples: 60245680001, 60245680002, 60245680003, 60245680004, 60245680005, 60245680006

METHOD BLANK: 1965744

Matrix: Water

Associated Lab Samples: 60245680001, 60245680002, 60245680003, 60245680004, 60245680005, 60245680006

Parameter	Units	Blank Result	Reporting Limit	MDL	Analyzed	Qualifiers
Total Dissolved Solids	mg/L	<5.0	5.0	5.0	06/07/17 09:45	

LABORATORY CONTROL SAMPLE: 1965745

Parameter	Units	Spike Conc.	LCS Result	LCS % Rec	% Rec Limits	Qualifiers
Total Dissolved Solids	mg/L	1000	959	96	80-120	

SAMPLE DUPLICATE: 1965746

Parameter	Units	60245701011 Result	Dup Result	RPD	Max RPD	Qualifiers
Total Dissolved Solids	mg/L	ND	<5.0		10	

SAMPLE DUPLICATE: 1965747

Parameter	Units	60245680003 Result	Dup Result	RPD	Max RPD	Qualifiers
Total Dissolved Solids	mg/L	711	707	1	10	

Results presented on this page are in the units indicated by the "Units" column except where an alternate unit is presented to the right of the result.

REPORT OF LABORATORY ANALYSIS

This report shall not be reproduced, except in full,
without the written consent of Pace Analytical Services, LLC.

QUALITY CONTROL DATA

Project: AMEREN LABADIE ENERGY CTR-UWL

Pace Project No.: 60245680

QC Batch: 480008 Analysis Method: SM 4500-H+B

QC Batch Method: SM 4500-H+B Analysis Description: 4500H+B pH

Associated Lab Samples: 60245569007

SAMPLE DUPLICATE: 1965881

Parameter	Units	60245388001 Result	Dup Result	RPD	Max RPD	Qualifiers
pH at 25 Degrees C	Std. Units	7.0	7.1	0	5	H6

Results presented on this page are in the units indicated by the "Units" column except where an alternate unit is presented to the right of the result.

REPORT OF LABORATORY ANALYSIS

This report shall not be reproduced, except in full,
without the written consent of Pace Analytical Services, LLC.

QUALITY CONTROL DATA

Project: AMEREN LABADIE ENERGY CTR-UWL

Pace Project No.: 60245680

QC Batch: 480061 Analysis Method: SM 4500-H+B
 QC Batch Method: SM 4500-H+B Analysis Description: 4500H+B pH
 Associated Lab Samples: 60245569006, 60245680001, 60245680002, 60245680004, 60245680005, 60245680006

SAMPLE DUPLICATE: 1966184

Parameter	Units	60245569006 Result	Dup Result	RPD	Max RPD	Qualifiers
pH at 25 Degrees C	Std. Units	7.2	7.3	1	5	H6

Results presented on this page are in the units indicated by the "Units" column except where an alternate unit is presented to the right of the result.

REPORT OF LABORATORY ANALYSIS

This report shall not be reproduced, except in full,
without the written consent of Pace Analytical Services, LLC.

QUALITY CONTROL DATA

Project: AMEREN LABADIE ENERGY CTR-UWL

Pace Project No.: 60245680

QC Batch: 480064 Analysis Method: SM 4500-H+B

QC Batch Method: SM 4500-H+B Analysis Description: 4500H+B pH

Associated Lab Samples: 60245680003

SAMPLE DUPLICATE: 1966201

Parameter	Units	60245680003 Result	Dup Result	RPD	Max RPD	Qualifiers
pH at 25 Degrees C	Std. Units	7.0	7.1	1	5	H6

Results presented on this page are in the units indicated by the "Units" column except where an alternate unit is presented to the right of the result.

REPORT OF LABORATORY ANALYSIS

This report shall not be reproduced, except in full,
without the written consent of Pace Analytical Services, LLC.

QUALITY CONTROL DATA

Project: AMEREN LABADIE ENERGY CTR-UWL

Pace Project No.: 60245680

QC Batch: 479757 Analysis Method: EPA 300.0
 QC Batch Method: EPA 300.0 Analysis Description: 300.0 IC Anions
 Associated Lab Samples: 60245569007

METHOD BLANK: 1964983 Matrix: Water

Associated Lab Samples: 60245569007

Parameter	Units	Blank Result	Reporting Limit	MDL	Analyzed	Qualifiers
Chloride	mg/L	<0.50	1.0	0.50	06/05/17 08:46	
Fluoride	mg/L	<0.10	0.20	0.10	06/05/17 08:46	

LABORATORY CONTROL SAMPLE: 1964984

Parameter	Units	Spike Conc.	LCS Result	LCS % Rec	% Rec Limits	Qualifiers
Chloride	mg/L	5	4.8	97	90-110	
Fluoride	mg/L	2.5	2.6	104	90-110	

MATRIX SPIKE & MATRIX SPIKE DUPLICATE: 1964985 1964986

Parameter	Units	60245569001		1964985		1964986		% Rec Limits	RPD	Max RPD	Qual
		MS Spike Conc.	MSD Spike Conc.	MS Result	MSD Result	MS % Rec	MSD % Rec				
Chloride	mg/L	5.1	5	5	10.3	10.3	103	105	80-120	1	15
Fluoride	mg/L	0.26	2.5	2.5	3.0	3.1	111	113	80-120	1	15

Results presented on this page are in the units indicated by the "Units" column except where an alternate unit is presented to the right of the result.

REPORT OF LABORATORY ANALYSIS

This report shall not be reproduced, except in full,
 without the written consent of Pace Analytical Services, LLC.

QUALITY CONTROL DATA

Project: AMEREN LABADIE ENERGY CTR-UWL

Pace Project No.: 60245680

QC Batch: 479826

Analysis Method: EPA 300.0

QC Batch Method: EPA 300.0

Analysis Description: 300.0 IC Anions

Associated Lab Samples: 60245569006

METHOD BLANK: 1965201

Matrix: Water

Associated Lab Samples: 60245569006

Parameter	Units	Blank Result	Reporting Limit	MDL	Analyzed	Qualifiers
Chloride	mg/L	<0.50	1.0	0.50	06/06/17 09:04	
Fluoride	mg/L	<0.10	0.20	0.10	06/06/17 09:04	

LABORATORY CONTROL SAMPLE: 1965202

Parameter	Units	Spike Conc.	LCS Result	LCS % Rec	% Rec Limits	Qualifiers
Chloride	mg/L	5	5.0	99	90-110	
Fluoride	mg/L	2.5	2.7	106	90-110	

MATRIX SPIKE & MATRIX SPIKE DUPLICATE: 1965203 1965204

Parameter	Units	60245683010		1965203		1965204		% Rec Limits	RPD	Max RPD	Qual
		MS Spike Conc.	MSD Spike Conc.	MS Result	MSD Result	MS % Rec	MSD % Rec				
Chloride	mg/L	80.6	125	125	209	210	103	80-120	0	15	
Fluoride	mg/L	ND	62.5	62.5	70.4	70.8	110	80-120	1	15	

Results presented on this page are in the units indicated by the "Units" column except where an alternate unit is presented to the right of the result.

REPORT OF LABORATORY ANALYSIS

This report shall not be reproduced, except in full,
without the written consent of Pace Analytical Services, LLC.

QUALITY CONTROL DATA

Project: AMEREN LABADIE ENERGY CTR-UWL

Pace Project No.: 60245680

QC Batch:	480020	Analysis Method:	EPA 300.0
QC Batch Method:	EPA 300.0	Analysis Description:	300.0 IC Anions
Associated Lab Samples:	60245569006, 60245680001, 60245680002, 60245680003, 60245680004, 60245680005, 60245680006		

METHOD BLANK: 1965938 Matrix: Water
Associated Lab Samples: 60245569006, 60245680001, 60245680002, 60245680003, 60245680004, 60245680005, 60245680006

Parameter	Units	Blank Result	Reporting Limit	MDL	Analyzed	Qualifiers
Chloride	mg/L	<0.50	1.0	0.50	06/07/17 18:43	
Fluoride	mg/L	<0.10	0.20	0.10	06/07/17 18:43	
Sulfate	mg/L	<0.50	1.0	0.50	06/07/17 18:43	

LABORATORY CONTROL SAMPLE: 1965939

Parameter	Units	Spike Conc.	LCS Result	LCS % Rec	% Rec Limits	Qualifiers
Chloride	mg/L	5	5.0	101	90-110	
Fluoride	mg/L	2.5	2.6	104	90-110	
Sulfate	mg/L	5	5.0	99	90-110	

MATRIX SPIKE & MATRIX SPIKE DUPLICATE: 1965940 1965941

Parameter	Units	60245680003		1965940		1965941		% Rec	% Rec	% Rec Limits	RPD	Max RPD	Qual
		MS Spike Conc.	MSD Spike Conc.	MS Result	MSD Result	MS % Rec	MSD % Rec						
Chloride	mg/L	7.5	5	5	12.9	12.8	107	107	80-120	0	15		
Fluoride	mg/L	0.11J	2.5	2.5	2.7	2.7	103	102	80-120	1	15		

MATRIX SPIKE SAMPLE: 1965942

Parameter	Units	60245794001 Result	Spike Conc.	MS Result	MS % Rec	% Rec Limits	Qualifiers
Chloride	mg/L	42.5	25	70.1	110	80-120	
Fluoride	mg/L	ND	12.5	13.2	102	80-120	
Sulfate	mg/L	31.6	25	56.6	100	80-120	

Results presented on this page are in the units indicated by the "Units" column except where an alternate unit is presented to the right of the result.

REPORT OF LABORATORY ANALYSIS

This report shall not be reproduced, except in full,
without the written consent of Pace Analytical Services, LLC.

QUALITY CONTROL DATA

Project: AMEREN LABADIE ENERGY CTR-UWL

Pace Project No.: 60245680

QC Batch: 482449

Analysis Method: EPA 300.0

QC Batch Method: EPA 300.0

Analysis Description: 300.0 IC Anions

Associated Lab Samples: 60245569007

METHOD BLANK: 1976681

Matrix: Water

Associated Lab Samples: 60245569007

Parameter	Units	Blank Result	Reporting Limit	MDL	Analyzed	Qualifiers
Sulfate	mg/L	<0.50	1.0	0.50	06/24/17 13:25	

LABORATORY CONTROL SAMPLE: 1976682

Parameter	Units	Spike Conc.	LCS Result	LCS % Rec	% Rec Limits	Qualifiers
Sulfate	mg/L	5	4.8	96	90-110	

Results presented on this page are in the units indicated by the "Units" column except where an alternate unit is presented to the right of the result.

REPORT OF LABORATORY ANALYSIS

This report shall not be reproduced, except in full,
without the written consent of Pace Analytical Services, LLC.

ANALYTICAL RESULTS - RADIOCHEMISTRY

Project: AMEREN LABADIE ENERGY CTR-UWL

Pace Project No.: 60245680

Sample: L-TMW-1 **Lab ID: 60245680001** Collected: 06/02/17 11:29 Received: 06/03/17 08:00 Matrix: Water
PWS: Site ID: Sample Type:

Parameters	Method	Act ± Unc (MDC) Carr Trac	Units	Analyzed	CAS No.	Qual
Radium-226	EPA 903.1	0.250 ± 0.389 (0.674) C:NA T:86%	pCi/L	06/16/17 10:47	13982-63-3	
Radium-228	EPA 904.0	0.838 ± 0.505 (0.946) C:68% T:81%	pCi/L	06/20/17 14:41	15262-20-1	

REPORT OF LABORATORY ANALYSIS

This report shall not be reproduced, except in full,
without the written consent of Pace Analytical Services, LLC.

ANALYTICAL RESULTS - RADIOCHEMISTRY

Project: AMEREN LABADIE ENERGY CTR-UWL

Pace Project No.: 60245680

Sample: L-TMW-2 **Lab ID: 60245680002** Collected: 06/02/17 12:30 Received: 06/03/17 08:00 Matrix: Water
PWS: Site ID: Sample Type:

Parameters	Method	Act ± Unc (MDC) Carr Trac	Units	Analyzed	CAS No.	Qual
Radium-226	EPA 903.1	0.462 ± 0.456 (0.694) C:NA T:88%	pCi/L	06/16/17 10:47	13982-63-3	
Radium-228	EPA 904.0	0.633 ± 0.371 (0.676) C:74% T:88%	pCi/L	06/20/17 14:41	15262-20-1	

REPORT OF LABORATORY ANALYSIS

This report shall not be reproduced, except in full,
without the written consent of Pace Analytical Services, LLC.

ANALYTICAL RESULTS - RADIOCHEMISTRY

Project: AMEREN LABADIE ENERGY CTR-UWL

Pace Project No.: 60245680

Sample: L-TMW-3 **Lab ID: 60245680003** Collected: 06/02/17 12:30 Received: 06/03/17 08:00 Matrix: Water
PWS: Site ID: Sample Type:

Parameters	Method	Act ± Unc (MDC) Carr Trac	Units	Analyzed	CAS No.	Qual
Radium-226	EPA 903.1	0.620 ± 0.454 (0.507) C:NA T:80%	pCi/L	06/16/17 10:47	13982-63-3	
Radium-228	EPA 904.0	0.129 ± 0.335 (0.748) C:73% T:86%	pCi/L	06/20/17 14:42	15262-20-1	

REPORT OF LABORATORY ANALYSIS

This report shall not be reproduced, except in full,
without the written consent of Pace Analytical Services, LLC.

ANALYTICAL RESULTS - RADIOCHEMISTRY

Project: AMEREN LABADIE ENERGY CTR-UWL

Pace Project No.: 60245680

Sample: L-MW-26 **Lab ID: 60245680004** Collected: 06/02/17 10:17 Received: 06/03/17 08:00 Matrix: Water
PWS: Site ID: Sample Type:

Parameters	Method	Act ± Unc (MDC) Carr Trac	Units	Analyzed	CAS No.	Qual
Radium-226	EPA 903.1	0.395 ± 0.401 (0.607) C:NA T:100%	pCi/L	06/16/17 10:47	13982-63-3	
Radium-228	EPA 904.0	0.669 ± 0.405 (0.756) C:73% T:89%	pCi/L	06/20/17 14:42	15262-20-1	

REPORT OF LABORATORY ANALYSIS

This report shall not be reproduced, except in full,
without the written consent of Pace Analytical Services, LLC.

ANALYTICAL RESULTS - RADIOCHEMISTRY

Project: AMEREN LABADIE ENERGY CTR-UWL

Pace Project No.: 60245680

Sample: L-UWL-DUP-1 **Lab ID: 60245680005** Collected: 06/02/17 08:00 Received: 06/03/17 08:00 Matrix: Water
PWS: Site ID: Sample Type:

Parameters	Method	Act ± Unc (MDC) Carr Trac	Units	Analyzed	CAS No.	Qual
Radium-226	EPA 903.1	0.172 ± 0.263 (0.156) C:NA T:98%	pCi/L	06/16/17 10:47	13982-63-3	
Radium-228	EPA 904.0	0.727 ± 0.379 (0.658) C:78% T:84%	pCi/L	06/20/17 14:42	15262-20-1	

REPORT OF LABORATORY ANALYSIS

This report shall not be reproduced, except in full,
without the written consent of Pace Analytical Services, LLC.

ANALYTICAL RESULTS - RADIOCHEMISTRY

Project: AMEREN LABADIE ENERGY CTR-UWL

Pace Project No.: 60245680

Sample: L-UWL-FB-1 **Lab ID: 60245680006** Collected: 06/02/17 10:04 Received: 06/03/17 08:00 Matrix: Water
PWS: Site ID: Sample Type:

Parameters	Method	Act ± Unc (MDC) Carr Trac	Units	Analyzed	CAS No.	Qual
Radium-226	EPA 903.1	0.573 ± 0.425 (0.532) C:NA T:96%	pCi/L	06/16/17 10:47	13982-63-3	
Radium-228	EPA 904.0	0.243 ± 0.358 (0.772) C:67% T:88%	pCi/L	06/20/17 14:42	15262-20-1	

REPORT OF LABORATORY ANALYSIS

This report shall not be reproduced, except in full,
without the written consent of Pace Analytical Services, LLC.

ANALYTICAL RESULTS - RADIOCHEMISTRY

Project: AMEREN LABADIE ENERGY CTR-UWL

Pace Project No.: 60245680

Sample: L-TMW-3 MS **Lab ID: 60245680007** Collected: 06/02/17 12:30 Received: 06/03/17 08:00 Matrix: Water
PWS: Site ID: Sample Type:

Parameters	Method	Act ± Unc (MDC) Carr Trac	Units	Analyzed	CAS No.	Qual
Radium-226	EPA 903.1	88.0 %REC +/- NA (NA) C:NA T:NA	pCi/L	06/16/17 11:01	13982-63-3	
Radium-228	EPA 904.0	90.1 %REC +/- NA (NA) C:NA T:NA	pCi/L	06/20/17 14:42	15262-20-1	

REPORT OF LABORATORY ANALYSIS

This report shall not be reproduced, except in full,
without the written consent of Pace Analytical Services, LLC.

ANALYTICAL RESULTS - RADIOCHEMISTRY

Project: AMEREN LABADIE ENERGY CTR-UWL

Pace Project No.: 60245680

Sample: L-TMW-3 MSD **Lab ID: 60245680008** Collected: 06/02/17 12:30 Received: 06/03/17 08:00 Matrix: Water
PWS: Site ID: Sample Type:

Parameters	Method	Act ± Unc (MDC) Carr Trac	Units	Analyzed	CAS No.	Qual
Radium-226	EPA 903.1	97.6 %REC 10.3 RPD +/- NA (NA) C:NA T:NA	pCi/L	06/16/17 11:01	13982-63-3	
Radium-228	EPA 904.0	108 %REC 18.3 RPD +/- NA (NA) C:NA T:NA	pCi/L	06/20/17 14:42	15262-20-1	

REPORT OF LABORATORY ANALYSIS

This report shall not be reproduced, except in full,
without the written consent of Pace Analytical Services, LLC.

ANALYTICAL RESULTS - RADIOCHEMISTRY

Project: AMEREN LABADIE ENERGY CTR-UWL

Pace Project No.: 60245680

Sample: L-BMW-1S **Lab ID: 60245569006** Collected: 05/31/17 10:47 Received: 06/02/17 04:05 Matrix: Water
PWS: Site ID: Sample Type:

Parameters	Method	Act ± Unc (MDC) Carr Trac	Units	Analyzed	CAS No.	Qual
Radium-226	EPA 903.1	0.509 ± 0.357 (0.172) C:NA T:84%	pCi/L	06/16/17 10:11	13982-63-3	
Radium-228	EPA 904.0	1.88 ± 0.592 (0.767) C:74% T:85%	pCi/L	06/20/17 14:40	15262-20-1	

REPORT OF LABORATORY ANALYSIS

This report shall not be reproduced, except in full,
without the written consent of Pace Analytical Services, LLC.

ANALYTICAL RESULTS - RADIOCHEMISTRY

Project: AMEREN LABADIE ENERGY CTR-UWL

Pace Project No.: 60245680

Sample: L-BMW-2S **Lab ID: 60245569007** Collected: 05/31/17 12:01 Received: 06/02/17 04:05 Matrix: Water
PWS: Site ID: Sample Type:

Parameters	Method	Act ± Unc (MDC) Carr Trac	Units	Analyzed	CAS No.	Qual
Radium-226	EPA 903.1	0.528 ± 0.333 (0.143) C:NA T:99%	pCi/L	06/16/17 10:11	13982-63-3	
Radium-228	EPA 904.0	0.181 ± 0.448 (0.994) C:73% T:88%	pCi/L	06/20/17 14:40	15262-20-1	

REPORT OF LABORATORY ANALYSIS

This report shall not be reproduced, except in full,
without the written consent of Pace Analytical Services, LLC.

QUALITY CONTROL - RADIOCHEMISTRY

Project: AMEREN LABADIE ENERGY CTR-UWL

Pace Project No.: 60245680

QC Batch:	261084	Analysis Method:	EPA 904.0
QC Batch Method:	EPA 904.0	Analysis Description:	904.0 Radium 228
Associated Lab Samples:	60245569006, 60245569007, 60245680001, 60245680002, 60245680003, 60245680004, 60245680005, 60245680006, 60245680007, 60245680008		

METHOD BLANK:	1285493	Matrix:	Water
Associated Lab Samples:	60245569006, 60245569007, 60245680001, 60245680002, 60245680003, 60245680004, 60245680005, 60245680006, 60245680007, 60245680008		

Parameter	Act ± Unc (MDC) Carr Trac	Units	Analyzed	Qualifiers
Radium-228	0.432 ± 0.370 (0.743) C:76% T:81%	pCi/L	06/20/17 14:39	

Results presented on this page are in the units indicated by the "Units" column except where an alternate unit is presented to the right of the result.

REPORT OF LABORATORY ANALYSIS

This report shall not be reproduced, except in full,
without the written consent of Pace Analytical Services, LLC.

QUALITY CONTROL - RADIOCHEMISTRY

Project: AMEREN LABADIE ENERGY CTR-UWL

Pace Project No.: 60245680

QC Batch: 261083

Analysis Method: EPA 904.0

QC Batch Method: EPA 904.0

Analysis Description: 904.0 Radium 228

Associated Lab Samples:

METHOD BLANK: 1285492

Matrix: Water

Associated Lab Samples:

Parameter	Act ± Unc (MDC) Carr Trac	Units	Analyzed	Qualifiers
Radium-228	0.374 ± 0.360 (0.742) C:77% T:88%	pCi/L	06/20/17 16:00	

Results presented on this page are in the units indicated by the "Units" column except where an alternate unit is presented to the right of the result.

REPORT OF LABORATORY ANALYSIS

This report shall not be reproduced, except in full,
without the written consent of Pace Analytical Services, LLC.

QUALITY CONTROL - RADIOCHEMISTRY

Project: AMEREN LABADIE ENERGY CTR-UWL

Pace Project No.: 60245680

QC Batch: 261072

Analysis Method: EPA 903.1

QC Batch Method: EPA 903.1

Analysis Description: 903.1 Radium-226

Associated Lab Samples:

METHOD BLANK: 1285474

Matrix: Water

Associated Lab Samples:

Parameter	Act ± Unc (MDC) Carr Trac	Units	Analyzed	Qualifiers
Radium-226	0.235 ± 0.327 (0.547) C:NA T:94%	pCi/L	06/15/17 23:06	

Results presented on this page are in the units indicated by the "Units" column except where an alternate unit is presented to the right of the result.

REPORT OF LABORATORY ANALYSIS

This report shall not be reproduced, except in full,
without the written consent of Pace Analytical Services, LLC.

QUALITY CONTROL - RADIOCHEMISTRY

Project: AMEREN LABADIE ENERGY CTR-UWL

Pace Project No.: 60245680

QC Batch: 261073

Analysis Method: EPA 903.1

QC Batch Method: EPA 903.1

Analysis Description: 903.1 Radium-226

Associated Lab Samples: 60245569006, 60245569007, 60245680001, 60245680002, 60245680003, 60245680004, 60245680005, 60245680006, 60245680007, 60245680008

METHOD BLANK: 1285475

Matrix: Water

Associated Lab Samples: 60245569006, 60245569007, 60245680001, 60245680002, 60245680003, 60245680004, 60245680005, 60245680006, 60245680007, 60245680008

Parameter	Act ± Unc (MDC) Carr Trac	Units	Analyzed	Qualifiers
Radium-226	1.21 ± 0.533 (0.386) C:NA T:102%	pCi/L	06/16/17 11:01	1e

Results presented on this page are in the units indicated by the "Units" column except where an alternate unit is presented to the right of the result.

REPORT OF LABORATORY ANALYSIS

This report shall not be reproduced, except in full,
without the written consent of Pace Analytical Services, LLC.

QUALIFIERS

Project: AMEREN LABADIE ENERGY CTR-UWL

Pace Project No.: 60245680

DEFINITIONS

DF - Dilution Factor, if reported, represents the factor applied to the reported data due to dilution of the sample aliquot.

ND - Not Detected at or above adjusted reporting limit.

TNTC - Too Numerous To Count

J - Estimated concentration above the adjusted method detection limit and below the adjusted reporting limit.

MDL - Adjusted Method Detection Limit.

PQL - Practical Quantitation Limit.

RL - Reporting Limit.

S - Surrogate

1,2-Diphenylhydrazine decomposes to and cannot be separated from Azobenzene using Method 8270. The result for each analyte is a combined concentration.

Consistent with EPA guidelines, unrounded data are displayed and have been used to calculate % recovery and RPD values.

LCS(D) - Laboratory Control Sample (Duplicate)

MS(D) - Matrix Spike (Duplicate)

DUP - Sample Duplicate

RPD - Relative Percent Difference

NC - Not Calculable.

SG - Silica Gel - Clean-Up

U - Indicates the compound was analyzed for, but not detected.

N-Nitrosodiphenylamine decomposes and cannot be separated from Diphenylamine using Method 8270. The result reported for each analyte is a combined concentration.

Act - Activity

Unc - Uncertainty: SDWA = 1.96 sigma count uncertainty, all other matrices = Expanded Uncertainty (95% confidence interval).

Gamma Spec = Expanded Uncertainty (95.4% Confidence Interval)

(MDC) - Minimum Detectable Concentration

Trac - Tracer Recovery (%)

Carr - Carrier Recovery (%)

Pace Analytical is TNI accredited. Contact your Pace PM for the current list of accredited analytes.

TNI - The NELAC Institute.

LABORATORIES

PASI-K Pace Analytical Services - Kansas City

PASI-PA Pace Analytical Services - Greensburg

ANALYTE QUALIFIERS

1e The Ra-226 MB associated with batch 36049 was greater than the associated MDC, but less than the analysis RL. Pace allows reporting of results when the MB result is less than the RL.

B Analyte was detected in the associated method blank.

H6 Analysis initiated outside of the 15 minute EPA required holding time.

M1 Matrix spike recovery exceeded QC limits. Batch accepted based on laboratory control sample (LCS) recovery.

REPORT OF LABORATORY ANALYSIS

This report shall not be reproduced, except in full,
without the written consent of Pace Analytical Services, LLC.

QUALITY CONTROL DATA CROSS REFERENCE TABLE

Project: AMEREN LABADIE ENERGY CTR-UWL

Pace Project No.: 60245680

Lab ID	Sample ID	QC Batch Method	QC Batch	Analytical Method	Analytical Batch
60245569006	L-BMW-1S	EPA 200.7	480092	EPA 200.7	480184
60245569007	L-BMW-2S	EPA 200.7	480092	EPA 200.7	480184
60245680001	L-TMW-1	EPA 200.7	480475	EPA 200.7	480588
60245680002	L-TMW-2	EPA 200.7	480475	EPA 200.7	480588
60245680003	L-TMW-3	EPA 200.7	480475	EPA 200.7	480588
60245680004	L-MW-26	EPA 200.7	480475	EPA 200.7	480588
60245680005	L-UWL-DUP-1	EPA 200.7	480475	EPA 200.7	480588
60245680006	L-UWL-FB-1	EPA 200.7	480475	EPA 200.7	480588
60245569006	L-BMW-1S	EPA 200.8	480093	EPA 200.8	480185
60245569007	L-BMW-2S	EPA 200.8	480093	EPA 200.8	480185
60245680001	L-TMW-1	EPA 200.8	480476	EPA 200.8	480587
60245680002	L-TMW-2	EPA 200.8	480476	EPA 200.8	480587
60245680003	L-TMW-3	EPA 200.8	480476	EPA 200.8	480587
60245680004	L-MW-26	EPA 200.8	480476	EPA 200.8	480587
60245680005	L-UWL-DUP-1	EPA 200.8	480476	EPA 200.8	480587
60245680006	L-UWL-FB-1	EPA 200.8	480476	EPA 200.8	480587
60245569006	L-BMW-1S	EPA 7470	480125	EPA 7470	480203
60245569007	L-BMW-2S	EPA 7470	480125	EPA 7470	480203
60245680001	L-TMW-1	EPA 7470	480125	EPA 7470	480203
60245680002	L-TMW-2	EPA 7470	480125	EPA 7470	480203
60245680003	L-TMW-3	EPA 7470	480125	EPA 7470	480203
60245680004	L-MW-26	EPA 7470	480125	EPA 7470	480203
60245680005	L-UWL-DUP-1	EPA 7470	480125	EPA 7470	480203
60245680006	L-UWL-FB-1	EPA 7470	480337	EPA 7470	480443
60245569006	L-BMW-1S	EPA 903.1	261073		
60245569007	L-BMW-2S	EPA 903.1	261073		
60245680001	L-TMW-1	EPA 903.1	261073		
60245680002	L-TMW-2	EPA 903.1	261073		
60245680003	L-TMW-3	EPA 903.1	261073		
60245680004	L-MW-26	EPA 903.1	261073		
60245680005	L-UWL-DUP-1	EPA 903.1	261073		
60245680006	L-UWL-FB-1	EPA 903.1	261073		
60245680007	L-TMW-3 MS	EPA 903.1	261073		
60245680008	L-TMW-3 MSD	EPA 903.1	261073		
60245569006	L-BMW-1S	EPA 904.0	261084		
60245569007	L-BMW-2S	EPA 904.0	261084		
60245680001	L-TMW-1	EPA 904.0	261084		
60245680002	L-TMW-2	EPA 904.0	261084		
60245680003	L-TMW-3	EPA 904.0	261084		
60245680004	L-MW-26	EPA 904.0	261084		
60245680005	L-UWL-DUP-1	EPA 904.0	261084		
60245680006	L-UWL-FB-1	EPA 904.0	261084		
60245680007	L-TMW-3 MS	EPA 904.0	261084		
60245680008	L-TMW-3 MSD	EPA 904.0	261084		
60245569006	L-BMW-1S	SM 2540C	479556		

REPORT OF LABORATORY ANALYSIS

This report shall not be reproduced, except in full,
without the written consent of Pace Analytical Services, LLC.

QUALITY CONTROL DATA CROSS REFERENCE TABLE

Project: AMEREN LABADIE ENERGY CTR-UWL

Pace Project No.: 60245680

Lab ID	Sample ID	QC Batch Method	QC Batch	Analytical Method	Analytical Batch
60245569007	L-BMW-2S	SM 2540C	479556		
60245680001	L-TMW-1	SM 2540C	479930		
60245680002	L-TMW-2	SM 2540C	479930		
60245680003	L-TMW-3	SM 2540C	479930		
60245680004	L-MW-26	SM 2540C	479930		
60245680005	L-UWL-DUP-1	SM 2540C	479930		
60245680006	L-UWL-FB-1	SM 2540C	479930		
60245569006	L-BMW-1S	SM 4500-H+B	480061		
60245569007	L-BMW-2S	SM 4500-H+B	480008		
60245680001	L-TMW-1	SM 4500-H+B	480061		
60245680002	L-TMW-2	SM 4500-H+B	480061		
60245680003	L-TMW-3	SM 4500-H+B	480064		
60245680004	L-MW-26	SM 4500-H+B	480061		
60245680005	L-UWL-DUP-1	SM 4500-H+B	480061		
60245680006	L-UWL-FB-1	SM 4500-H+B	480061		
60245569006	L-BMW-1S	EPA 300.0	479826		
60245569006	L-BMW-1S	EPA 300.0	480020		
60245569007	L-BMW-2S	EPA 300.0	479757		
60245569007	L-BMW-2S	EPA 300.0	482449		
60245680001	L-TMW-1	EPA 300.0	480020		
60245680002	L-TMW-2	EPA 300.0	480020		
60245680003	L-TMW-3	EPA 300.0	480020		
60245680004	L-MW-26	EPA 300.0	480020		
60245680005	L-UWL-DUP-1	EPA 300.0	480020		
60245680006	L-UWL-FB-1	EPA 300.0	480020		

REPORT OF LABORATORY ANALYSIS

This report shall not be reproduced, except in full,
without the written consent of Pace Analytical Services, LLC.



Sample Condition Upon Receipt

WO#: 60245680



Client Name: Golder

Courier: FedEx UPS VIA Clay PEX ECI Pace Xroads Client Other

Tracking #: _____ Pace Shipping Label Used? Yes No

Custody Seal on Cooler/Box Present: Yes No Seals intact: Yes No

Packing Material: Bubble Wrap Bubble Bags Foam None Other

Thermometer Used: T-266 / T-239 Type of Ice: Wet Blue None

Cooler Temperature (°C): As-read 22.4 23.1 5.0 Corr. Factor CF +2.9 CF +0.2 Corrected 22.6 23.8 5.2

Date and initials of person examining contents: JB 6/3/17

Temperature should be above freezing to 6°C

Chain of Custody present:	<input checked="" type="checkbox"/> Yes <input type="checkbox"/> No <input type="checkbox"/> N/A	
Chain of Custody relinquished:	<input checked="" type="checkbox"/> Yes <input type="checkbox"/> No <input type="checkbox"/> N/A	
Samples arrived within holding time:	<input checked="" type="checkbox"/> Yes <input type="checkbox"/> No <input type="checkbox"/> N/A	
Short Hold Time analyses (<72hr):	<input checked="" type="checkbox"/> Yes <input type="checkbox"/> No <input type="checkbox"/> N/A	<u>pH</u>
Rush Turn Around Time requested:	<input type="checkbox"/> Yes <input checked="" type="checkbox"/> No <input type="checkbox"/> N/A	
Sufficient volume:	<input checked="" type="checkbox"/> Yes <input type="checkbox"/> No <input type="checkbox"/> N/A	
Correct containers used:	<input checked="" type="checkbox"/> Yes <input type="checkbox"/> No <input type="checkbox"/> N/A	
Pace containers used:	<input checked="" type="checkbox"/> Yes <input type="checkbox"/> No <input type="checkbox"/> N/A	
Containers intact:	<input checked="" type="checkbox"/> Yes <input type="checkbox"/> No <input type="checkbox"/> N/A	
Unpreserved 5035A / TX1005/1006 soils frozen in 48hrs?	<input type="checkbox"/> Yes <input type="checkbox"/> No <input checked="" type="checkbox"/> N/A	
Filtered volume received for dissolved tests?	<input type="checkbox"/> Yes <input type="checkbox"/> No <input checked="" type="checkbox"/> N/A	
Sample labels match COC: Date / time / ID / analyses	<input checked="" type="checkbox"/> Yes <input type="checkbox"/> No <input type="checkbox"/> N/A	
Samples contain multiple phases? Matrix: <u>INT</u>	<input type="checkbox"/> Yes <input checked="" type="checkbox"/> No <input type="checkbox"/> N/A	
Containers requiring pH preservation in compliance? (HNO ₃ , H ₂ SO ₄ , HCl<2; NaOH>9 Sulfide, NaOH>10 Cyanide) (Exceptions: VOA, Micro, O&G, KS TPH, OK-DRO)	<input checked="" type="checkbox"/> Yes <input type="checkbox"/> No <input type="checkbox"/> N/A	
Cyanide water sample checks: <input checked="" type="checkbox"/> N/A	<input type="checkbox"/> Yes <input type="checkbox"/> No	
Lead acetate strip turns dark? (Record only)	<input type="checkbox"/> Yes <input type="checkbox"/> No	
Potassium iodide test strip turns blue/purple? (Preserve)	<input type="checkbox"/> Yes <input type="checkbox"/> No	
Trip Blank present:	<input type="checkbox"/> Yes <input type="checkbox"/> No <input checked="" type="checkbox"/> N/A	
Headspace in VOA vials (>6mm):	<input type="checkbox"/> Yes <input type="checkbox"/> No <input checked="" type="checkbox"/> N/A	
Samples from USDA Regulated Area: State:	<input type="checkbox"/> Yes <input type="checkbox"/> No <input checked="" type="checkbox"/> N/A	
Additional labels attached to 5035A / TX1005 vials in the field?	<input type="checkbox"/> Yes <input type="checkbox"/> No <input checked="" type="checkbox"/> N/A	

Client Notification/ Resolution: Copy COC to Client? Y / N Field Data Required? Y / N

Person Contacted: _____ Date/Time: _____

Comments/ Resolution: _____

Project Manager Review: Jami Chel _____ Date: 6/6/17



Sample Condition Upon Receipt

WO#: 60245569



26

Client Name: Golder

Courier: FedEx UPS VIA Clay PEX ECI Pace Xroads Client Other

Tracking #: _____ Pace Shipping Label Used? Yes No

Custody Seal on Cooler/Box Present: Yes No Seals intact: Yes No

Packing Material: Bubble Wrap Bubble Bags Foam None Other

Thermometer Used: T-266 / T-239 Type of Ice: Wet Blue None

Cooler Temperature (°C): As-read 1.0/17.2 Corr. Factor CF +2.9 CF +0.2 Corrected 1.2/17.4/15.2

Date and initials of person examining contents:

Temperature should be above freezing to 6°C 15.0

p 6/2/17

Chain of Custody present:	<input checked="" type="checkbox"/> Yes <input type="checkbox"/> No <input type="checkbox"/> N/A
Chain of Custody relinquished:	<input checked="" type="checkbox"/> Yes <input type="checkbox"/> No <input type="checkbox"/> N/A
Samples arrived within holding time:	<input checked="" type="checkbox"/> Yes <input type="checkbox"/> No <input type="checkbox"/> N/A
Short Hold Time analyses (<72hr):	<input checked="" type="checkbox"/> Yes <input type="checkbox"/> No <input type="checkbox"/> N/A <u>PH</u>
Rush Turn Around Time requested:	<input type="checkbox"/> Yes <input checked="" type="checkbox"/> No <input type="checkbox"/> N/A
Sufficient volume:	<input checked="" type="checkbox"/> Yes <input type="checkbox"/> No <input type="checkbox"/> N/A
Correct containers used:	<input checked="" type="checkbox"/> Yes <input type="checkbox"/> No <input type="checkbox"/> N/A
Pace containers used:	<input checked="" type="checkbox"/> Yes <input type="checkbox"/> No <input type="checkbox"/> N/A
Containers intact:	<input checked="" type="checkbox"/> Yes <input type="checkbox"/> No <input type="checkbox"/> N/A
Unpreserved 5035A / TX1005/1006 soils frozen in 48hrs?	<input type="checkbox"/> Yes <input type="checkbox"/> No <input checked="" type="checkbox"/> N/A
Filtered volume received for dissolved tests?	<input type="checkbox"/> Yes <input type="checkbox"/> No <input checked="" type="checkbox"/> N/A
Sample labels match COC: Date / time / ID / analyses	<input checked="" type="checkbox"/> Yes <input type="checkbox"/> No <input type="checkbox"/> N/A
Samples contain multiple phases? Matrix: <u>WT</u>	<input type="checkbox"/> Yes <input checked="" type="checkbox"/> No <input type="checkbox"/> N/A
Containers requiring pH preservation in compliance? (HNO ₃ , H ₂ SO ₄ , HCl<2; NaOH>9 Sulfide, NaOH>10 Cyanide) (Exceptions: VOA, Micro, O&G, KS TPH, OK-DRO)	<input checked="" type="checkbox"/> Yes <input type="checkbox"/> No <input type="checkbox"/> N/A
Cyanide water sample checks:	
Lead acetate strip turns dark? (Record only)	<input type="checkbox"/> Yes <input type="checkbox"/> No
Potassium iodide test strip turns blue/purple? (Preserve)	<input type="checkbox"/> Yes <input type="checkbox"/> No
Trip Blank present:	<input type="checkbox"/> Yes <input type="checkbox"/> No <input checked="" type="checkbox"/> N/A
Headspace in VOA vials (>6mm):	<input type="checkbox"/> Yes <input type="checkbox"/> No <input checked="" type="checkbox"/> N/A
Samples from USDA Regulated Area: State:	<input type="checkbox"/> Yes <input type="checkbox"/> No <input checked="" type="checkbox"/> N/A
Additional labels attached to 5035A / TX1005 vials in the field?	<input type="checkbox"/> Yes <input type="checkbox"/> No <input checked="" type="checkbox"/> N/A

Client Notification/ Resolution: Copy COC to Client? Y / N Field Data Required? Y / N

Person Contacted: _____ Date/Time: _____

Comments/ Resolution: _____

Project Manager Review: _____ Date: _____

January 02, 2018

Mark Haddock
Golder Associates
820 S. Main St
Suite 100
Saint Charles, MO 63301

RE: Project: AMEREN LABADIE ENERGY CENTER
Pace Project No.: 60257953

Dear Mark Haddock:

Enclosed are the analytical results for sample(s) received by the laboratory on November 11, 2017. The results relate only to the samples included in this report. Results reported herein conform to the most current, applicable TNI/NELAC standards and the laboratory's Quality Assurance Manual, where applicable, unless otherwise noted in the body of the report.

REV-1, 1/2/18: Revised to split samples into client designated reports.

If you have any questions concerning this report, please feel free to contact me.

Sincerely,



Jamie Church
jamie.church@pacelabs.com
314-838-7223
Project Manager

Enclosures

cc: Ryan Feldmann, Golder
Jeffrey Ingram, Golder Associates
John Suozzi, Golder Associates



REPORT OF LABORATORY ANALYSIS

This report shall not be reproduced, except in full,
without the written consent of Pace Analytical Services, LLC.

CERTIFICATIONS

Project: AMEREN LABADIE ENERGY CENTER

Pace Project No.: 60257953

Kansas Certification IDs

9608 Loiret Boulevard, Lenexa, KS 66219

WY STR Certification #: 2456.01

Arkansas Certification #: 17-016-0

Illinois Certification #: 200030

Iowa Certification #: 118

Kansas/NELAP Certification #: E-10116

Louisiana Certification #: 03055

Nevada Certification #: KS000212018-1

Oklahoma Certification #: 9205/9935

Texas Certification #: T104704407

Utah Certification #: KS00021

Kansas Field Laboratory Accreditation: # E-92587

Missouri Certification: 10070

REPORT OF LABORATORY ANALYSIS

This report shall not be reproduced, except in full,
without the written consent of Pace Analytical Services, LLC.

SAMPLE SUMMARY

Project: AMEREN LABADIE ENERGY CENTER

Pace Project No.: 60257953

Lab ID	Sample ID	Matrix	Date Collected	Date Received
60257953001	L-TMW-1	Water	11/08/17 15:50	11/11/17 03:20
60257953002	L-TMW-2	Water	11/08/17 16:50	11/11/17 03:20
60257953003	L-TMW-3	Water	11/08/17 15:50	11/11/17 03:20
60257953004	L-MW-26	Water	11/08/17 14:55	11/11/17 03:20
60257953005	L-UWL-DUP-1	Water	11/08/17 08:00	11/11/17 03:20
60257953006	L-UWL-FB-1	Water	11/08/17 14:40	11/11/17 03:20
60257955009	L-BMW-1S	Water	11/07/17 10:25	11/11/17 03:20
60257955010	L-BMW-2S	Water	11/07/17 11:28	11/11/17 03:20

REPORT OF LABORATORY ANALYSIS

This report shall not be reproduced, except in full,
without the written consent of Pace Analytical Services, LLC.

SAMPLE ANALYTE COUNT

Project: AMEREN LABADIE ENERGY CENTER

Pace Project No.: 60257953

Lab ID	Sample ID	Method	Analysts	Analytes Reported	Laboratory
60257953001	L-TMW-1	EPA 200.7	TDS	7	PASI-K
		SM 2320B	JSS	1	PASI-K
		SM 2540C	HMM	1	PASI-K
		EPA 300.0	OL	3	PASI-K
60257953002	L-TMW-2	EPA 200.7	TDS	7	PASI-K
		SM 2320B	JSS	1	PASI-K
		SM 2540C	HMM	1	PASI-K
		EPA 300.0	OL	3	PASI-K
60257953003	L-TMW-3	EPA 200.7	TDS	7	PASI-K
		SM 2320B	JSS	1	PASI-K
		SM 2540C	HMM	1	PASI-K
		EPA 300.0	OL	3	PASI-K
60257953004	L-MW-26	EPA 200.7	TDS	7	PASI-K
		SM 2320B	JSS	1	PASI-K
		SM 2540C	HMM	1	PASI-K
		EPA 300.0	OL	3	PASI-K
60257953005	L-UWL-DUP-1	EPA 200.7	TDS	7	PASI-K
		SM 2320B	JSS	1	PASI-K
		SM 2540C	HMM	1	PASI-K
		EPA 300.0	OL	3	PASI-K
60257953006	L-UWL-FB-1	EPA 200.7	TDS	7	PASI-K
		SM 2320B	JSS	1	PASI-K
		SM 2540C	HMM	1	PASI-K
		EPA 300.0	OL	3	PASI-K
60257955009	L-BMW-1S	EPA 200.7	TDS	7	PASI-K
		SM 2320B	JSS	1	PASI-K
		SM 2540C	HMM	1	PASI-K
		EPA 300.0	OL	3	PASI-K
60257955010	L-BMW-2S	EPA 200.7	SMW	7	PASI-K
		SM 2320B	JSS	1	PASI-K
		SM 2540C	HMM	1	PASI-K
		EPA 300.0	OL	3	PASI-K

REPORT OF LABORATORY ANALYSIS

This report shall not be reproduced, except in full,
without the written consent of Pace Analytical Services, LLC.

ANALYTICAL RESULTS

Project: AMEREN LABADIE ENERGY CENTER

Pace Project No.: 60257953

Sample: L-TMW-1 **Lab ID: 60257953001** Collected: 11/08/17 15:50 Received: 11/11/17 03:20 Matrix: Water

Parameters	Results	Units	PQL	MDL	DF	Prepared	Analyzed	CAS No.	Qual
200.7 Metals, Total		Analytical Method: EPA 200.7 Preparation Method: EPA 200.7							
Boron	115	ug/L	100	3.5	1	11/18/17 12:30	11/25/17 16:57	7440-42-8	
Calcium	156000	ug/L	100	36.0	1	11/18/17 12:30	11/25/17 16:57	7440-70-2	
Iron	1900	ug/L	50.0	12.4	1	11/18/17 12:30	11/25/17 16:57	7439-89-6	
Magnesium	42200	ug/L	50.0	15.4	1	11/18/17 12:30	11/25/17 16:57	7439-95-4	
Manganese	2210	ug/L	5.0	1.8	1	11/18/17 12:30	11/25/17 16:57	7439-96-5	
Potassium	5820	ug/L	500	52.3	1	11/18/17 12:30	11/25/17 16:57	7440-09-7	
Sodium	10600	ug/L	500	28.4	1	11/18/17 12:30	11/25/17 16:57	7440-23-5	
2320B Alkalinity		Analytical Method: SM 2320B							
Alkalinity, Total as CaCO ₃	483	mg/L	20.0	4.9	1		11/15/17 16:53		
2540C Total Dissolved Solids		Analytical Method: SM 2540C							
Total Dissolved Solids	593	mg/L	5.0	5.0	1		11/15/17 17:41		
300.0 IC Anions 28 Days		Analytical Method: EPA 300.0							
Chloride	3.0	mg/L	1.0	0.50	1		11/25/17 16:32	16887-00-6	
Fluoride	0.22	mg/L	0.20	0.10	1		11/25/17 16:32	16984-48-8	
Sulfate	83.3	mg/L	10.0	5.0	10		11/26/17 15:52	14808-79-8	

REPORT OF LABORATORY ANALYSIS

This report shall not be reproduced, except in full,
without the written consent of Pace Analytical Services, LLC.

ANALYTICAL RESULTS

Project: AMEREN LABADIE ENERGY CENTER

Pace Project No.: 60257953

Sample: L-TMW-2 **Lab ID: 60257953002** Collected: 11/08/17 16:50 Received: 11/11/17 03:20 Matrix: Water

Parameters	Results	Units	PQL	MDL	DF	Prepared	Analyzed	CAS No.	Qual
200.7 Metals, Total		Analytical Method: EPA 200.7 Preparation Method: EPA 200.7							
Boron	130	ug/L	100	3.5	1	11/18/17 12:30	11/25/17 17:08	7440-42-8	
Calcium	184000	ug/L	100	36.0	1	11/18/17 12:30	11/25/17 17:08	7440-70-2	
Iron	801	ug/L	50.0	12.4	1	11/18/17 12:30	11/25/17 17:08	7439-89-6	
Magnesium	49300	ug/L	50.0	15.4	1	11/18/17 12:30	11/25/17 17:08	7439-95-4	
Manganese	1850	ug/L	5.0	1.8	1	11/18/17 12:30	11/25/17 17:08	7439-96-5	
Potassium	6760	ug/L	500	52.3	1	11/18/17 12:30	11/25/17 17:08	7440-09-7	
Sodium	25200	ug/L	500	28.4	1	11/18/17 12:30	11/25/17 17:08	7440-23-5	
2320B Alkalinity		Analytical Method: SM 2320B							
Alkalinity, Total as CaCO ₃	583	mg/L	20.0	4.9	1		11/15/17 17:07		
2540C Total Dissolved Solids		Analytical Method: SM 2540C							
Total Dissolved Solids	653	mg/L	5.0	5.0	1		11/15/17 17:42		
300.0 IC Anions 28 Days		Analytical Method: EPA 300.0							
Chloride	6.9	mg/L	1.0	0.50	1		11/25/17 17:44	16887-00-6	
Fluoride	0.18J	mg/L	0.20	0.10	1		11/25/17 17:44	16984-48-8	
Sulfate	97.1	mg/L	10.0	5.0	10		11/26/17 16:21	14808-79-8	

REPORT OF LABORATORY ANALYSIS

This report shall not be reproduced, except in full,
without the written consent of Pace Analytical Services, LLC.

ANALYTICAL RESULTS

Project: AMEREN LABADIE ENERGY CENTER

Pace Project No.: 60257953

Sample: L-TMW-3 **Lab ID: 60257953003** Collected: 11/08/17 15:50 Received: 11/11/17 03:20 Matrix: Water

Parameters	Results	Units	PQL	MDL	DF	Prepared	Analyzed	CAS No.	Qual
200.7 Metals, Total		Analytical Method: EPA 200.7 Preparation Method: EPA 200.7							
Boron	131	ug/L	100	3.5	1	11/18/17 12:30	11/25/17 17:10	7440-42-8	
Calcium	191000	ug/L	100	36.0	1	11/18/17 12:30	11/25/17 17:10	7440-70-2	
Iron	11300	ug/L	50.0	12.4	1	11/18/17 12:30	11/25/17 17:10	7439-89-6	
Magnesium	42200	ug/L	50.0	15.4	1	11/18/17 12:30	11/25/17 17:10	7439-95-4	
Manganese	1740	ug/L	5.0	1.8	1	11/18/17 12:30	11/25/17 17:10	7439-96-5	
Potassium	6790	ug/L	500	52.3	1	11/18/17 12:30	11/25/17 17:10	7440-09-7	
Sodium	9000	ug/L	500	28.4	1	11/18/17 12:30	11/25/17 17:10	7440-23-5	
2320B Alkalinity		Analytical Method: SM 2320B							
Alkalinity, Total as CaCO ₃	592	mg/L	20.0	4.9	1		11/15/17 17:14		
2540C Total Dissolved Solids		Analytical Method: SM 2540C							
Total Dissolved Solids	307	mg/L	5.0	5.0	1		11/15/17 17:43		
300.0 IC Anions 28 Days		Analytical Method: EPA 300.0							
Chloride	6.9	mg/L	1.0	0.50	1		11/25/17 17:58	16887-00-6	
Fluoride	0.15J	mg/L	0.20	0.10	1		11/25/17 17:58	16984-48-8	
Sulfate	72.0	mg/L	5.0	2.5	5		11/26/17 16:35	14808-79-8	

REPORT OF LABORATORY ANALYSIS

This report shall not be reproduced, except in full,
without the written consent of Pace Analytical Services, LLC.

ANALYTICAL RESULTS

Project: AMEREN LABADIE ENERGY CENTER

Pace Project No.: 60257953

Sample: L-MW-26 **Lab ID: 60257953004** Collected: 11/08/17 14:55 Received: 11/11/17 03:20 Matrix: Water

Parameters	Results	Units	PQL	MDL	DF	Prepared	Analyzed	CAS No.	Qual
200.7 Metals, Total		Analytical Method: EPA 200.7 Preparation Method: EPA 200.7							
Boron	71.7J	ug/L	100	3.5	1	11/18/17 12:30	11/25/17 17:12	7440-42-8	B
Calcium	137000	ug/L	100	36.0	1	11/18/17 12:30	11/25/17 17:12	7440-70-2	
Iron	14.7J	ug/L	50.0	12.4	1	11/18/17 12:30	11/25/17 17:12	7439-89-6	
Magnesium	24400	ug/L	50.0	15.4	1	11/18/17 12:30	11/25/17 17:12	7439-95-4	
Manganese	52.9	ug/L	5.0	1.8	1	11/18/17 12:30	11/25/17 17:12	7439-96-5	
Potassium	3930	ug/L	500	52.3	1	11/18/17 12:30	11/25/17 17:12	7440-09-7	
Sodium	4980	ug/L	500	28.4	1	11/18/17 12:30	11/25/17 17:12	7440-23-5	
2320B Alkalinity		Analytical Method: SM 2320B							
Alkalinity, Total as CaCO ₃	408	mg/L	20.0	4.9	1		11/15/17 17:20		
2540C Total Dissolved Solids		Analytical Method: SM 2540C							
Total Dissolved Solids	291	mg/L	5.0	5.0	1		11/15/17 17:44		
300.0 IC Anions 28 Days		Analytical Method: EPA 300.0							
Chloride	4.4	mg/L	1.0	0.50	1		11/25/17 18:13	16887-00-6	
Fluoride	0.19J	mg/L	0.20	0.10	1		11/25/17 18:13	16984-48-8	
Sulfate	25.4	mg/L	2.0	1.0	2		11/26/17 16:49	14808-79-8	

REPORT OF LABORATORY ANALYSIS

This report shall not be reproduced, except in full,
without the written consent of Pace Analytical Services, LLC.

ANALYTICAL RESULTS

Project: AMEREN LABADIE ENERGY CENTER

Pace Project No.: 60257953

Sample: L-UWL-DUP-1 **Lab ID:** 60257953005 Collected: 11/08/17 08:00 Received: 11/11/17 03:20 Matrix: Water

Parameters	Results	Units	PQL	MDL	DF	Prepared	Analyzed	CAS No.	Qual
200.7 Metals, Total		Analytical Method: EPA 200.7 Preparation Method: EPA 200.7							
Boron	133	ug/L	100	3.5	1	11/18/17 12:30	11/25/17 17:15	7440-42-8	
Calcium	189000	ug/L	100	36.0	1	11/18/17 12:30	11/25/17 17:15	7440-70-2	
Iron	11100	ug/L	50.0	12.4	1	11/18/17 12:30	11/25/17 17:15	7439-89-6	
Magnesium	42300	ug/L	50.0	15.4	1	11/18/17 12:30	11/25/17 17:15	7439-95-4	
Manganese	1720	ug/L	5.0	1.8	1	11/18/17 12:30	11/25/17 17:15	7439-96-5	
Potassium	6680	ug/L	500	52.3	1	11/18/17 12:30	11/25/17 17:15	7440-09-7	
Sodium	8900	ug/L	500	28.4	1	11/18/17 12:30	11/25/17 17:15	7440-23-5	
2320B Alkalinity		Analytical Method: SM 2320B							
Alkalinity, Total as CaCO ₃	368	mg/L	20.0	4.9	1		11/15/17 17:25		
2540C Total Dissolved Solids		Analytical Method: SM 2540C							
Total Dissolved Solids	673	mg/L	5.0	5.0	1		11/15/17 17:45		
300.0 IC Anions 28 Days		Analytical Method: EPA 300.0							
Chloride	6.9	mg/L	1.0	0.50	1		11/25/17 18:27	16887-00-6	
Fluoride	0.15J	mg/L	0.20	0.10	1		11/25/17 18:27	16984-48-8	
Sulfate	71.1	mg/L	5.0	2.5	5		11/26/17 17:04	14808-79-8	

REPORT OF LABORATORY ANALYSIS

This report shall not be reproduced, except in full,
without the written consent of Pace Analytical Services, LLC.

ANALYTICAL RESULTS

Project: AMEREN LABADIE ENERGY CENTER

Pace Project No.: 60257953

Sample: L-UWL-FB-1 **Lab ID:** 60257953006 Collected: 11/08/17 14:40 Received: 11/11/17 03:20 Matrix: Water

Parameters	Results	Units	PQL	MDL	DF	Prepared	Analyzed	CAS No.	Qual
200.7 Metals, Total		Analytical Method: EPA 200.7 Preparation Method: EPA 200.7							
Boron	6.6J	ug/L	100	3.5	1	11/18/17 12:30	11/25/17 17:17	7440-42-8	B
Calcium	<36.0	ug/L	100	36.0	1	11/18/17 12:30	11/25/17 17:17	7440-70-2	
Iron	<12.4	ug/L	50.0	12.4	1	11/18/17 12:30	11/25/17 17:17	7439-89-6	
Magnesium	<15.4	ug/L	50.0	15.4	1	11/18/17 12:30	11/25/17 17:17	7439-95-4	
Manganese	<1.8	ug/L	5.0	1.8	1	11/18/17 12:30	11/25/17 17:17	7439-96-5	
Potassium	<52.3	ug/L	500	52.3	1	11/18/17 12:30	11/25/17 17:17	7440-09-7	
Sodium	<28.4	ug/L	500	28.4	1	11/18/17 12:30	11/25/17 17:17	7440-23-5	
2320B Alkalinity		Analytical Method: SM 2320B							
Alkalinity, Total as CaCO ₃	10.1J	mg/L	20.0	4.9	1		11/15/17 17:29		
2540C Total Dissolved Solids		Analytical Method: SM 2540C							
Total Dissolved Solids	<5.0	mg/L	5.0	5.0	1		11/15/17 17:45		
300.0 IC Anions 28 Days		Analytical Method: EPA 300.0							
Chloride	<0.50	mg/L	1.0	0.50	1		11/25/17 18:42	16887-00-6	
Fluoride	<0.10	mg/L	0.20	0.10	1		11/25/17 18:42	16984-48-8	
Sulfate	<0.50	mg/L	1.0	0.50	1		11/25/17 18:42	14808-79-8	

REPORT OF LABORATORY ANALYSIS

This report shall not be reproduced, except in full,
without the written consent of Pace Analytical Services, LLC.

ANALYTICAL RESULTS

Project: AMEREN LABADIE ENERGY CENTER

Pace Project No.: 60257953

Sample: L-BMW-1S **Lab ID: 60257955009** Collected: 11/07/17 10:25 Received: 11/11/17 03:20 Matrix: Water

Parameters	Results	Units	PQL	MDL	DF	Prepared	Analyzed	CAS No.	Qual
200.7 Metals, Total		Analytical Method: EPA 200.7 Preparation Method: EPA 200.7							
Boron	100	ug/L	100	3.5	1	11/18/17 12:30	11/25/17 14:06	7440-42-8	
Calcium	197000	ug/L	100	36.0	1	11/18/17 12:30	11/25/17 14:06	7440-70-2	
Iron	28000	ug/L	50.0	12.4	1	11/18/17 12:30	11/25/17 14:06	7439-89-6	
Magnesium	44500	ug/L	50.0	15.4	1	11/18/17 12:30	11/25/17 14:06	7439-95-4	
Manganese	2440	ug/L	5.0	1.8	1	11/18/17 12:30	11/25/17 14:06	7439-96-5	
Potassium	5910	ug/L	500	52.3	1	11/18/17 12:30	11/25/17 14:06	7440-09-7	
Sodium	17400	ug/L	500	28.4	1	11/18/17 12:30	11/25/17 14:06	7440-23-5	
2320B Alkalinity		Analytical Method: SM 2320B							
Alkalinity, Total as CaCO ₃	410	mg/L	20.0	4.9	1		11/15/17 13:42		
2540C Total Dissolved Solids		Analytical Method: SM 2540C							
Total Dissolved Solids	653	mg/L	5.0	5.0	1		11/14/17 18:33		
300.0 IC Anions 28 Days		Analytical Method: EPA 300.0							
Chloride	4.6	mg/L	1.0	0.50	1		11/26/17 03:20	16887-00-6	
Fluoride	0.18J	mg/L	0.20	0.10	1		11/26/17 03:20	16984-48-8	
Sulfate	157	mg/L	10.0	5.0	10		11/27/17 02:26	14808-79-8	

REPORT OF LABORATORY ANALYSIS

This report shall not be reproduced, except in full,
without the written consent of Pace Analytical Services, LLC.

ANALYTICAL RESULTS

Project: AMEREN LABADIE ENERGY CENTER

Pace Project No.: 60257953

Sample: L-BMW-2S **Lab ID: 60257955010** Collected: 11/07/17 11:28 Received: 11/11/17 03:20 Matrix: Water

Parameters	Results	Units	PQL	MDL	DF	Prepared	Analyzed	CAS No.	Qual
200.7 Metals, Total		Analytical Method: EPA 200.7 Preparation Method: EPA 200.7							
Boron	46.3J	ug/L	100	3.5	1	12/02/17 12:17	12/04/17 11:44	7440-42-8	
Calcium	120000	ug/L	100	36.0	1	12/02/17 12:17	12/04/17 11:44	7440-70-2	
Iron	<12.4	ug/L	50.0	12.4	1	12/02/17 12:17	12/04/17 11:44	7439-89-6	
Magnesium	17800	ug/L	50.0	15.4	1	12/02/17 12:17	12/04/17 11:44	7439-95-4	
Manganese	<1.8	ug/L	5.0	1.8	1	12/02/17 12:17	12/04/17 11:44	7439-96-5	
Potassium	5780	ug/L	500	52.3	1	12/02/17 12:17	12/04/17 11:44	7440-09-7	
Sodium	5540	ug/L	500	28.4	1	12/02/17 12:17	12/04/17 11:44	7440-23-5	
2320B Alkalinity		Analytical Method: SM 2320B							
Alkalinity, Total as CaCO ₃	35.8	mg/L	20.0	4.9	1		11/15/17 13:46		
2540C Total Dissolved Solids		Analytical Method: SM 2540C							
Total Dissolved Solids	414	mg/L	5.0	5.0	1		11/14/17 18:34		
300.0 IC Anions 28 Days		Analytical Method: EPA 300.0							
Chloride	21.2	mg/L	2.0	1.0	2		11/27/17 02:40	16887-00-6	
Fluoride	0.18J	mg/L	0.20	0.10	1		11/26/17 03:35	16984-48-8	
Sulfate	246	mg/L	20.0	10.0	20		11/27/17 02:54	14808-79-8	

REPORT OF LABORATORY ANALYSIS

This report shall not be reproduced, except in full,
without the written consent of Pace Analytical Services, LLC.

QUALITY CONTROL DATA

Project: AMEREN LABADIE ENERGY CENTER
 Pace Project No.: 60257953

QC Batch: 503849 Analysis Method: EPA 200.7
 QC Batch Method: EPA 200.7 Analysis Description: 200.7 Metals, Total
 Associated Lab Samples: 60257953001, 60257953002, 60257953003, 60257953004, 60257953005, 60257953006

METHOD BLANK: 2063340 Matrix: Water
 Associated Lab Samples: 60257953001, 60257953002, 60257953003, 60257953004, 60257953005, 60257953006

Parameter	Units	Blank Result	Reporting Limit	MDL	Analyzed	Qualifiers
Boron	ug/L	9.8J	100	3.5	11/25/17 16:54	
Calcium	ug/L	<36.0	100	36.0	11/25/17 16:54	
Iron	ug/L	<12.4	50.0	12.4	11/25/17 16:54	
Magnesium	ug/L	<15.4	50.0	15.4	11/25/17 16:54	
Manganese	ug/L	<1.8	5.0	1.8	11/25/17 16:54	
Potassium	ug/L	<52.3	500	52.3	11/25/17 16:54	
Sodium	ug/L	<28.4	500	28.4	11/25/17 16:54	

LABORATORY CONTROL SAMPLE: 2063341

Parameter	Units	Spike Conc.	LCS Result	LCS % Rec	% Rec Limits	Qualifiers
Boron	ug/L	1000	994	99	85-115	
Calcium	ug/L	10000	10000	100	85-115	
Iron	ug/L	10000	10200	102	85-115	
Magnesium	ug/L	10000	9910	99	85-115	
Manganese	ug/L	1000	1010	101	85-115	
Potassium	ug/L	10000	9890	99	85-115	
Sodium	ug/L	10000	9630	96	85-115	

MATRIX SPIKE & MATRIX SPIKE DUPLICATE: 2063342 2063343

Parameter	Units	2063342		2063343		MS % Rec	MSD % Rec	% Rec Limits	RPD	Max RPD	Qual
		MS Result	MSD Spike Conc.	MS Result	MSD Spike Conc.						
Boron	ug/L	115	1000	1130	1130	102	101	70-130	0	20	
Calcium	ug/L	156000	10000	165000	169000	89	124	70-130	2	20	
Iron	ug/L	1900	10000	12000	12000	101	101	70-130	0	20	
Magnesium	ug/L	42200	10000	52200	53200	100	110	70-130	2	20	
Manganese	ug/L	2210	1000	3210	3250	100	104	70-130	1	20	
Potassium	ug/L	5820	10000	15900	16000	101	102	70-130	1	20	
Sodium	ug/L	10600	10000	20500	20700	99	101	70-130	1	20	

MATRIX SPIKE & MATRIX SPIKE DUPLICATE: 2063344 2063345

Parameter	Units	2063344		2063345		MS % Rec	MSD % Rec	% Rec Limits	RPD	Max RPD	Qual
		MS Result	MSD Spike Conc.	MS Result	MSD Spike Conc.						
Boron	ug/L	1390	1000	2380	2430	99	104	70-130	2	20	
Calcium	ug/L	98500	10000	109000	110000	105	112	70-130	1	20	

Results presented on this page are in the units indicated by the "Units" column except where an alternate unit is presented to the right of the result.

REPORT OF LABORATORY ANALYSIS

This report shall not be reproduced, except in full,
 without the written consent of Pace Analytical Services, LLC.

QUALITY CONTROL DATA

Project: AMEREN LABADIE ENERGY CENTER

Pace Project No.: 60257953

Parameter	Units	2063344		2063345		MS Result	MSD Result	MS % Rec	MSD % Rec	% Rec Limits	Max RPD	Qual
		60258162001 Result	MS Spike Conc.	MSD Spike Conc.	MS Result							
Iron	ug/L	<12.4	10000	10000	10100	10200	101	102	70-130	1	20	
Magnesium	ug/L	27200	10000	10000	36900	37300	97	101	70-130	1	20	
Manganese	ug/L	40.1	1000	1000	1040	1050	100	101	70-130	1	20	
Potassium	ug/L	7410	10000	10000	17300	17400	99	100	70-130	1	20	
Sodium	ug/L	28700	10000	10000	38700	39000	100	103	70-130	1	20	

Results presented on this page are in the units indicated by the "Units" column except where an alternate unit is presented to the right of the result.

REPORT OF LABORATORY ANALYSIS

This report shall not be reproduced, except in full,
without the written consent of Pace Analytical Services, LLC.

QUALITY CONTROL DATA

Project: AMEREN LABADIE ENERGY CENTER
Pace Project No.: 60257953

QC Batch: 503851 Analysis Method: EPA 200.7
QC Batch Method: EPA 200.7 Analysis Description: 200.7 Metals, Total
Associated Lab Samples: 60257955009, 60257955010

METHOD BLANK: 2063351 Matrix: Water
Associated Lab Samples: 60257955009, 60257955010

Parameter	Units	Blank Result	Reporting Limit	MDL	Analyzed	Qualifiers
Boron	ug/L	<3.5	100	3.5	11/25/17 14:02	
Calcium	ug/L	<36.0	100	36.0	11/25/17 14:02	
Iron	ug/L	<12.4	50.0	12.4	11/25/17 14:02	
Magnesium	ug/L	<15.4	50.0	15.4	11/25/17 14:02	
Manganese	ug/L	<1.8	5.0	1.8	11/25/17 14:02	
Potassium	ug/L	<52.3	500	52.3	11/25/17 14:02	
Sodium	ug/L	46.0J	500	28.4	11/25/17 14:02	

LABORATORY CONTROL SAMPLE: 2063352

Parameter	Units	Spike Conc.	LCS Result	LCS % Rec	% Rec Limits	Qualifiers
Boron	ug/L	1000	1020	102	85-115	
Calcium	ug/L	10000	10200	102	85-115	
Iron	ug/L	10000	10400	104	85-115	
Magnesium	ug/L	10000	10200	102	85-115	
Manganese	ug/L	1000	1030	103	85-115	
Potassium	ug/L	10000	9980	100	85-115	
Sodium	ug/L	10000	9800	98	85-115	

MATRIX SPIKE & MATRIX SPIKE DUPLICATE: 2063353 2063354

Parameter	Units	60257955002		60257955003		60257955003		% Rec Limits	RPD	Max RPD	Qual
		MS Result	MSD Spike Conc.	MS Result	MSD Spike Conc.	MS % Rec	MSD % Rec				
Boron	ug/L	6350	1000	7540	1000	119	124	70-130	1	20	
Calcium	ug/L	62200	10000	73200	10000	110	102	70-130	1	20	
Iron	ug/L	<12.4	10000	10000	10000	100	102	70-130	2	20	
Magnesium	ug/L	143	10000	9810	10000	97	100	70-130	3	20	
Manganese	ug/L	2.1J	1000	993	1000	99	102	70-130	3	20	
Potassium	ug/L	8620	10000	18600	10000	100	103	70-130	2	20	
Sodium	ug/L	62000	10000	72800	10000	107	105	70-130	0	20	

MATRIX SPIKE SAMPLE: 2063355

Parameter	Units	60257955003 Result	Spike Conc.	MS Result	MS % Rec	% Rec Limits	Qualifiers
Boron	ug/L	5350	1000	6310	96	70-130	
Calcium	ug/L	74100	10000	83900	98	70-130	
Iron	ug/L	5180	10000	15200	100	70-130	

Results presented on this page are in the units indicated by the "Units" column except where an alternate unit is presented to the right of the result.

REPORT OF LABORATORY ANALYSIS

This report shall not be reproduced, except in full,
without the written consent of Pace Analytical Services, LLC.

QUALITY CONTROL DATA

Project: AMEREN LABADIE ENERGY CENTER

Pace Project No.: 60257953

MATRIX SPIKE SAMPLE:		2063355					
Parameter	Units	60257955003 Result	Spike Conc.	MS Result	MS % Rec	% Rec Limits	Qualifiers
Magnesium	ug/L	7860	10000	17600	98	70-130	
Manganese	ug/L	533	1000	1550	102	70-130	
Potassium	ug/L	7120	10000	17200	101	70-130	
Sodium	ug/L	115000	10000	124000	93	70-130	

Results presented on this page are in the units indicated by the "Units" column except where an alternate unit is presented to the right of the result.

REPORT OF LABORATORY ANALYSIS

This report shall not be reproduced, except in full,
without the written consent of Pace Analytical Services, LLC.

QUALITY CONTROL DATA

Project: AMEREN LABADIE ENERGY CENTER

QC Project No.: 60257953

QC Batch: 505584 Analysis Method: EPA 200.7
 QC Batch Method: EPA 200.7 Analysis Description: 200.7 Metals, Total
 Associated Lab Samples: 60257955010

METHOD BLANK: 2070869 Matrix: Water
 Associated Lab Samples: 60257955010

Parameter	Units	Blank Result	Reporting Limit	MDL	Analyzed	Qualifiers
Boron	ug/L	<3.5	100	3.5	12/04/17 11:40	
Calcium	ug/L	<36.0	100	36.0	12/04/17 11:40	
Iron	ug/L	<12.4	50.0	12.4	12/04/17 11:40	
Magnesium	ug/L	<15.4	50.0	15.4	12/04/17 11:40	
Manganese	ug/L	<1.8	5.0	1.8	12/04/17 11:40	
Potassium	ug/L	<52.3	500	52.3	12/04/17 11:40	
Sodium	ug/L	<28.4	500	28.4	12/04/17 11:40	

LABORATORY CONTROL SAMPLE: 2070870

Parameter	Units	Spike Conc.	LCS Result	LCS % Rec	% Rec Limits	Qualifiers
Boron	ug/L	1000	976	98	85-115	
Calcium	ug/L	10000	9990	100	85-115	
Iron	ug/L	10000	10200	102	85-115	
Magnesium	ug/L	10000	9970	100	85-115	
Manganese	ug/L	1000	1010	101	85-115	
Potassium	ug/L	10000	9790	98	85-115	
Sodium	ug/L	10000	9690	97	85-115	

MATRIX SPIKE & MATRIX SPIKE DUPLICATE: 2070871 2070872

Parameter	Units	60257955010		2070872		MS % Rec	MSD % Rec	% Rec Limits	RPD	Max RPD	Qual
		MS Spike Conc.	MSD Spike Conc.	MS Result	MSD Result						
Boron	ug/L	46.3J	1000	1030	1040	98	99	70-130	0	20	
Calcium	ug/L	120000	10000	128000	128000	74	79	70-130	0	20	
Iron	ug/L	<12.4	10000	9910	9930	99	99	70-130	0	20	
Magnesium	ug/L	17800	10000	27000	27200	93	94	70-130	0	20	
Manganese	ug/L	<1.8	1000	987	988	99	99	70-130	0	20	
Potassium	ug/L	5780	10000	15500	15600	97	98	70-130	0	20	
Sodium	ug/L	5540	10000	15200	15300	97	97	70-130	0	20	

Results presented on this page are in the units indicated by the "Units" column except where an alternate unit is presented to the right of the result.

REPORT OF LABORATORY ANALYSIS

This report shall not be reproduced, except in full,
without the written consent of Pace Analytical Services, LLC.

QUALITY CONTROL DATA

Project: AMEREN LABADIE ENERGY CENTER

Pace Project No.: 60257953

QC Batch: 503330 Analysis Method: SM 2320B
 QC Batch Method: SM 2320B Analysis Description: 2320B Alkalinity
 Associated Lab Samples: 60257955009, 60257955010

METHOD BLANK: 2060588 Matrix: Water

Associated Lab Samples: 60257955009, 60257955010

Parameter	Units	Blank Result	Reporting Limit	MDL	Analyzed	Qualifiers
Alkalinity, Total as CaCO3	mg/L	<4.9	20.0	4.9	11/15/17 12:42	

LABORATORY CONTROL SAMPLE: 2060589

Parameter	Units	Spike Conc.	LCS Result	LCS % Rec	% Rec Limits	Qualifiers
Alkalinity, Total as CaCO3	mg/L	500	497	99	90-110	

SAMPLE DUPLICATE: 2060591

Parameter	Units	60257955002 Result	Dup Result	RPD	Max RPD	Qualifiers
Alkalinity, Total as CaCO3	mg/L	34.0	33.7	1	10	

SAMPLE DUPLICATE: 2060592

Parameter	Units	60257954005 Result	Dup Result	RPD	Max RPD	Qualifiers
Alkalinity, Total as CaCO3	mg/L	71.1	60.7	16	10	D6

Results presented on this page are in the units indicated by the "Units" column except where an alternate unit is presented to the right of the result.

REPORT OF LABORATORY ANALYSIS

This report shall not be reproduced, except in full,
without the written consent of Pace Analytical Services, LLC.

QUALITY CONTROL DATA

Project: AMEREN LABADIE ENERGY CENTER

Pace Project No.: 60257953

QC Batch: 503362

Analysis Method: SM 2320B

QC Batch Method: SM 2320B

Analysis Description: 2320B Alkalinity

Associated Lab Samples: 60257953001, 60257953002, 60257953003, 60257953004, 60257953005, 60257953006

METHOD BLANK: 2060731

Matrix: Water

Associated Lab Samples: 60257953001, 60257953002, 60257953003, 60257953004, 60257953005, 60257953006

Parameter	Units	Blank Result	Reporting Limit	MDL	Analyzed	Qualifiers
Alkalinity, Total as CaCO ₃	mg/L	<4.9	20.0	4.9	11/15/17 16:04	

LABORATORY CONTROL SAMPLE: 2060732

Parameter	Units	Spike Conc.	LCS Result	LCS % Rec	% Rec Limits	Qualifiers
Alkalinity, Total as CaCO ₃	mg/L	500	506	101	90-110	

SAMPLE DUPLICATE: 2060735

Parameter	Units	60257860001 Result	Dup Result	RPD	Max RPD	Qualifiers
Alkalinity, Total as CaCO ₃	mg/L	131	133	2	10	

SAMPLE DUPLICATE: 2060736

Parameter	Units	60257953001 Result	Dup Result	RPD	Max RPD	Qualifiers
Alkalinity, Total as CaCO ₃	mg/L	483	519	7	10	

Results presented on this page are in the units indicated by the "Units" column except where an alternate unit is presented to the right of the result.

REPORT OF LABORATORY ANALYSIS

This report shall not be reproduced, except in full,
without the written consent of Pace Analytical Services, LLC.

QUALITY CONTROL DATA

Project: AMEREN LABADIE ENERGY CENTER

Pace Project No.: 60257953

QC Batch: 503088

Analysis Method: SM 2540C

QC Batch Method: SM 2540C

Analysis Description: 2540C Total Dissolved Solids

Associated Lab Samples: 60257955009, 60257955010

METHOD BLANK: 2059699

Matrix: Water

Associated Lab Samples: 60257955009, 60257955010

Parameter	Units	Blank Result	Reporting Limit	MDL	Analyzed	Qualifiers
Total Dissolved Solids	mg/L	<5.0	5.0	5.0	11/14/17 18:20	

LABORATORY CONTROL SAMPLE: 2059700

Parameter	Units	Spike Conc.	LCS Result	LCS % Rec	% Rec Limits	Qualifiers
Total Dissolved Solids	mg/L	1000	1000	100	80-120	

SAMPLE DUPLICATE: 2059701

Parameter	Units	60257854017 Result	Dup Result	RPD	Max RPD	Qualifiers
Total Dissolved Solids	mg/L	587	552	6	10	

SAMPLE DUPLICATE: 2059999

Parameter	Units	60257954005 Result	Dup Result	RPD	Max RPD	Qualifiers
Total Dissolved Solids	mg/L	404	439	8	10	

SAMPLE DUPLICATE: 2060000

Parameter	Units	60257955002 Result	Dup Result	RPD	Max RPD	Qualifiers
Total Dissolved Solids	mg/L	428	728	52	10 D6	

Results presented on this page are in the units indicated by the "Units" column except where an alternate unit is presented to the right of the result.

REPORT OF LABORATORY ANALYSIS

This report shall not be reproduced, except in full,
without the written consent of Pace Analytical Services, LLC.

QUALITY CONTROL DATA

Project: AMEREN LABADIE ENERGY CENTER

Pace Project No.: 60257953

QC Batch: 503358

Analysis Method: SM 2540C

QC Batch Method: SM 2540C

Analysis Description: 2540C Total Dissolved Solids

Associated Lab Samples: 60257953001, 60257953002, 60257953003, 60257953004, 60257953005, 60257953006

METHOD BLANK: 2060708

Matrix: Water

Associated Lab Samples: 60257953001, 60257953002, 60257953003, 60257953004, 60257953005, 60257953006

Parameter	Units	Blank Result	Reporting Limit	MDL	Analyzed	Qualifiers
Total Dissolved Solids	mg/L	<5.0	5.0	5.0	11/15/17 15:41	

LABORATORY CONTROL SAMPLE: 2060709

Parameter	Units	Spike Conc.	LCS Result	LCS % Rec	% Rec Limits	Qualifiers
Total Dissolved Solids	mg/L	1000	1010	101	80-120	

SAMPLE DUPLICATE: 2060710

Parameter	Units	60257860003 Result	Dup Result	RPD	Max RPD	Qualifiers
Total Dissolved Solids	mg/L	3310	732	128	10	D6

SAMPLE DUPLICATE: 2060711

Parameter	Units	60257953001 Result	Dup Result	RPD	Max RPD	Qualifiers
Total Dissolved Solids	mg/L	593	603	2	10	

Results presented on this page are in the units indicated by the "Units" column except where an alternate unit is presented to the right of the result.

REPORT OF LABORATORY ANALYSIS

This report shall not be reproduced, except in full,
without the written consent of Pace Analytical Services, LLC.

QUALITY CONTROL DATA

Project: AMEREN LABADIE ENERGY CENTER

Pace Project No.: 60257953

QC Batch: 504549

Analysis Method: EPA 300.0

QC Batch Method: EPA 300.0

Analysis Description: 300.0 IC Anions

Associated Lab Samples: 60257953001, 60257953002, 60257953003, 60257953004, 60257953005, 60257953006

METHOD BLANK: 2067027

Matrix: Water

Associated Lab Samples: 60257953001, 60257953002, 60257953003, 60257953004, 60257953005, 60257953006

Parameter	Units	Blank Result	Reporting Limit	MDL	Analyzed	Qualifiers
Chloride	mg/L	<0.50	1.0	0.50	11/25/17 16:03	
Fluoride	mg/L	<0.10	0.20	0.10	11/25/17 16:03	
Sulfate	mg/L	<0.50	1.0	0.50	11/25/17 16:03	

LABORATORY CONTROL SAMPLE: 2067028

Parameter	Units	Spike Conc.	LCS Result	LCS % Rec	% Rec Limits	Qualifiers
Chloride	mg/L	5	4.6	92	90-110	
Fluoride	mg/L	2.5	2.4	94	90-110	
Sulfate	mg/L	5	4.9	97	90-110	

MATRIX SPIKE & MATRIX SPIKE DUPLICATE: 2067029 2067030

Parameter	Units	60257953001		60257953002		60257953003		60257953004		% Rec Limits	RPD	Max RPD	Qual
		MS Spike Conc.	MSD Spike Conc.	MS Result	MSD Result	MS % Rec	MSD % Rec						
Chloride	mg/L	3.0	5	5	7.8	7.8	96	97	80-120	0	15		
Fluoride	mg/L	0.22	2.5	2.5	2.7	2.7	98	98	80-120	1	15		

MATRIX SPIKE SAMPLE: 2067031

Parameter	Units	60257954005 Result	Spike Conc.	MS Result	MS % Rec	% Rec Limits	Qualifiers
Chloride	mg/L	18.8	5	23.9	102	80-120	
Fluoride	mg/L	0.14J	2.5	2.5	93	80-120	

Results presented on this page are in the units indicated by the "Units" column except where an alternate unit is presented to the right of the result.

REPORT OF LABORATORY ANALYSIS

This report shall not be reproduced, except in full,
without the written consent of Pace Analytical Services, LLC.

QUALITY CONTROL DATA

Project: AMEREN LABADIE ENERGY CENTER

Pace Project No.: 60257953

QC Batch: 504550

Analysis Method: EPA 300.0

QC Batch Method: EPA 300.0

Analysis Description: 300.0 IC Anions

Associated Lab Samples: 60257955009, 60257955010

METHOD BLANK: 2067032

Matrix: Water

Associated Lab Samples: 60257955009, 60257955010

Parameter	Units	Blank Result	Reporting Limit	MDL	Analyzed	Qualifiers
Chloride	mg/L	<0.50	1.0	0.50	11/25/17 23:30	
Fluoride	mg/L	<0.10	0.20	0.10	11/25/17 23:30	

LABORATORY CONTROL SAMPLE: 2067033

Parameter	Units	Spike Conc.	LCS Result	LCS % Rec	% Rec Limits	Qualifiers
Chloride	mg/L	5	4.6	92	90-110	
Fluoride	mg/L	2.5	2.3	94	90-110	

MATRIX SPIKE & MATRIX SPIKE DUPLICATE: 2067034 2067035

Parameter	Units	60257954015		2067035		MS % Rec	MSD % Rec	% Rec Limits	RPD	Max RPD	Qual
		MS Spike Conc.	MSD Spike Conc.	MS Result	MSD Result						
Chloride	mg/L	<0.50	5	5	4.9	98	101	80-120	3	15	
Fluoride	mg/L	<0.10	2.5	2.5	2.5	101	105	80-120	4	15	

MATRIX SPIKE SAMPLE: 2067036

Parameter	Units	60257955002 Result	Spike Conc.	MS Result	MS % Rec	% Rec Limits	Qualifiers
Fluoride	mg/L	0.18J	2.5	2.6	97	80-120	

Results presented on this page are in the units indicated by the "Units" column except where an alternate unit is presented to the right of the result.

REPORT OF LABORATORY ANALYSIS

This report shall not be reproduced, except in full,
without the written consent of Pace Analytical Services, LLC.

QUALITY CONTROL DATA

Project: AMEREN LABADIE ENERGY CENTER

Pace Project No.: 60257953

QC Batch: 504564

Analysis Method: EPA 300.0

QC Batch Method: EPA 300.0

Analysis Description: 300.0 IC Anions

Associated Lab Samples: 60257953001, 60257953002, 60257953003, 60257953004, 60257953005

METHOD BLANK: 2067306

Matrix: Water

Associated Lab Samples: 60257953001, 60257953002, 60257953003, 60257953004, 60257953005

Parameter	Units	Blank Result	Reporting Limit	MDL	Analyzed	Qualifiers
Sulfate	mg/L	<0.50	1.0	0.50	11/26/17 07:43	

LABORATORY CONTROL SAMPLE: 2067307

Parameter	Units	Spike Conc.	LCS Result	LCS % Rec	% Rec Limits	Qualifiers
Sulfate	mg/L	5	4.9	98	90-110	

MATRIX SPIKE & MATRIX SPIKE DUPLICATE: 2067308 2067309

Parameter	Units	2067308		2067309		MS % Rec	MSD % Rec	% Rec Limits	RPD	Max RPD	Qual
		60257950006 Result	MS Spike Conc.	MSD Spike Conc.	MS Result						
Sulfate	mg/L	33.0	10	10	42.8	42.8	98	99	80-120	0	15

MATRIX SPIKE SAMPLE: 2067310

Parameter	Units	60257953001 Result	Spike Conc.	MS Result	MS % Rec	% Rec Limits	Qualifiers
Sulfate	mg/L	83.3	50	133	99	80-120	

Results presented on this page are in the units indicated by the "Units" column except where an alternate unit is presented to the right of the result.

REPORT OF LABORATORY ANALYSIS

This report shall not be reproduced, except in full,
without the written consent of Pace Analytical Services, LLC.

QUALITY CONTROL DATA

Project: AMEREN LABADIE ENERGY CENTER

Pace Project No.: 60257953

QC Batch: 504565 Analysis Method: EPA 300.0
 QC Batch Method: EPA 300.0 Analysis Description: 300.0 IC Anions
 Associated Lab Samples: 60257955009, 60257955010

METHOD BLANK: 2067311 Matrix: Water

Associated Lab Samples: 60257955009, 60257955010

Parameter	Units	Blank Result	Reporting Limit	MDL	Analyzed	Qualifiers
Chloride	mg/L	<0.50	1.0	0.50	11/26/17 18:16	
Sulfate	mg/L	<0.50	1.0	0.50	11/26/17 18:16	

LABORATORY CONTROL SAMPLE: 2067312

Parameter	Units	Spike Conc.	LCS Result	LCS % Rec	% Rec Limits	Qualifiers
Chloride	mg/L	5	4.6	92	90-110	
Sulfate	mg/L	5	4.9	97	90-110	

MATRIX SPIKE & MATRIX SPIKE DUPLICATE: 2067313 2067314

Parameter	Units	60257954005		2067314		MS % Rec	MSD % Rec	% Rec Limits	RPD	Max RPD	Qual	
		MS Spike Conc.	MSD Spike Conc.	MS Result	MSD Result							
Sulfate	mg/L	236	100	100	333	328	98	92	80-120	2	15	

MATRIX SPIKE SAMPLE: 2067315

Parameter	Units	60257955002 Result	Spike Conc.	MS Result	MS % Rec	% Rec Limits	Qualifiers
Chloride	mg/L		21.0	10	31.6	106	80-120
Sulfate	mg/L		232	100	325	93	80-120

Results presented on this page are in the units indicated by the "Units" column except where an alternate unit is presented to the right of the result.

REPORT OF LABORATORY ANALYSIS

This report shall not be reproduced, except in full,
 without the written consent of Pace Analytical Services, LLC.

QUALIFIERS

Project: AMEREN LABADIE ENERGY CENTER

Pace Project No.: 60257953

DEFINITIONS

DF - Dilution Factor, if reported, represents the factor applied to the reported data due to dilution of the sample aliquot.

ND - Not Detected at or above adjusted reporting limit.

TNTC - Too Numerous To Count

J - Estimated concentration above the adjusted method detection limit and below the adjusted reporting limit.

MDL - Adjusted Method Detection Limit.

PQL - Practical Quantitation Limit.

RL - Reporting Limit.

S - Surrogate

1,2-Diphenylhydrazine decomposes to and cannot be separated from Azobenzene using Method 8270. The result for each analyte is a combined concentration.

Consistent with EPA guidelines, unrounded data are displayed and have been used to calculate % recovery and RPD values.

LCS(D) - Laboratory Control Sample (Duplicate)

MS(D) - Matrix Spike (Duplicate)

DUP - Sample Duplicate

RPD - Relative Percent Difference

NC - Not Calculable.

SG - Silica Gel - Clean-Up

U - Indicates the compound was analyzed for, but not detected.

N-Nitrosodiphenylamine decomposes and cannot be separated from Diphenylamine using Method 8270. The result reported for each analyte is a combined concentration.

Pace Analytical is TNI accredited. Contact your Pace PM for the current list of accredited analytes.

TNI - The NELAC Institute.

LABORATORIES

PASI-K Pace Analytical Services - Kansas City

ANALYTE QUALIFIERS

B Analyte was detected in the associated method blank.

D6 The precision between the sample and sample duplicate exceeded laboratory control limits.

REPORT OF LABORATORY ANALYSIS

This report shall not be reproduced, except in full,
without the written consent of Pace Analytical Services, LLC.

QUALITY CONTROL DATA CROSS REFERENCE TABLE

Project: AMEREN LABADIE ENERGY CENTER

Pace Project No.: 60257953

Lab ID	Sample ID	QC Batch Method	QC Batch	Analytical Method	Analytical Batch
60257953001	L-TMW-1	EPA 200.7	503849	EPA 200.7	503865
60257953002	L-TMW-2	EPA 200.7	503849	EPA 200.7	503865
60257953003	L-TMW-3	EPA 200.7	503849	EPA 200.7	503865
60257953004	L-MW-26	EPA 200.7	503849	EPA 200.7	503865
60257953005	L-UWL-DUP-1	EPA 200.7	503849	EPA 200.7	503865
60257953006	L-UWL-FB-1	EPA 200.7	503849	EPA 200.7	503865
60257955009	L-BMW-1S	EPA 200.7	503851	EPA 200.7	503862
60257955010	L-BMW-2S	EPA 200.7	503851	EPA 200.7	503862
60257955010	L-BMW-2S	EPA 200.7	505584	EPA 200.7	505740
60257953001	L-TMW-1	SM 2320B	503362		
60257953002	L-TMW-2	SM 2320B	503362		
60257953003	L-TMW-3	SM 2320B	503362		
60257953004	L-MW-26	SM 2320B	503362		
60257953005	L-UWL-DUP-1	SM 2320B	503362		
60257953006	L-UWL-FB-1	SM 2320B	503362		
60257955009	L-BMW-1S	SM 2320B	503330		
60257955010	L-BMW-2S	SM 2320B	503330		
60257953001	L-TMW-1	SM 2540C	503358		
60257953002	L-TMW-2	SM 2540C	503358		
60257953003	L-TMW-3	SM 2540C	503358		
60257953004	L-MW-26	SM 2540C	503358		
60257953005	L-UWL-DUP-1	SM 2540C	503358		
60257953006	L-UWL-FB-1	SM 2540C	503358		
60257955009	L-BMW-1S	SM 2540C	503088		
60257955010	L-BMW-2S	SM 2540C	503088		
60257953001	L-TMW-1	EPA 300.0	504549		
60257953001	L-TMW-1	EPA 300.0	504564		
60257953002	L-TMW-2	EPA 300.0	504549		
60257953002	L-TMW-2	EPA 300.0	504564		
60257953003	L-TMW-3	EPA 300.0	504549		
60257953003	L-TMW-3	EPA 300.0	504564		
60257953004	L-MW-26	EPA 300.0	504549		
60257953004	L-MW-26	EPA 300.0	504564		
60257953005	L-UWL-DUP-1	EPA 300.0	504549		
60257953005	L-UWL-DUP-1	EPA 300.0	504564		
60257953006	L-UWL-FB-1	EPA 300.0	504549		
60257955009	L-BMW-1S	EPA 300.0	504550		
60257955009	L-BMW-1S	EPA 300.0	504565		
60257955010	L-BMW-2S	EPA 300.0	504550		

REPORT OF LABORATORY ANALYSIS

This report shall not be reproduced, except in full,
without the written consent of Pace Analytical Services, LLC.

QUALITY CONTROL DATA CROSS REFERENCE TABLE

Project: AMEREN LABADIE ENERGY CENTER

Pace Project No.: 60257953

Lab ID	Sample ID	QC Batch Method	QC Batch	Analytical Method	Analytical Batch
60257955010	L-BMW-2S	EPA 300.0	504565		

REPORT OF LABORATORY ANALYSIS

This report shall not be reproduced, except in full,
without the written consent of Pace Analytical Services, LLC.



Sample Condition Upon Receipt

WO#: 60257953



Client Name: Colder Associates

Courier: FedEx UPS VIA Clay PEX ECI Pace Xroads Client Other

Tracking #: _____ Pace Shipping Label Used? Yes No

Custody Seal on Cooler/Box Present: Yes No Seals intact: Yes No

Packing Material: Bubble Wrap Bubble Bags Foam None Other

Thermometer Used: T-266 / T-239 Type of Ice: Wet Blue None

Cooler Temperature (°C): As-read 0.7/0.9/1.0/1.5/1.2 Corr. Factor CF 0.0 / CF +0.2 Corrected 0.7/0.9/1.0/1.5/1.2

RT 11-10-17
Date and initials of person examining contents:

Temperature should be above freezing to 6°C

Chain of Custody present:	<input checked="" type="checkbox"/> Yes <input type="checkbox"/> No <input type="checkbox"/> N/A
Chain of Custody relinquished:	<input checked="" type="checkbox"/> Yes <input type="checkbox"/> No <input type="checkbox"/> N/A
Samples arrived within holding time:	<input checked="" type="checkbox"/> Yes <input type="checkbox"/> No <input type="checkbox"/> N/A
Short Hold Time analyses (<72hr):	<input type="checkbox"/> Yes <input checked="" type="checkbox"/> No <input type="checkbox"/> N/A
Rush Turn Around Time requested:	<input type="checkbox"/> Yes <input checked="" type="checkbox"/> No <input type="checkbox"/> N/A
Sufficient volume:	<input checked="" type="checkbox"/> Yes <input type="checkbox"/> No <input type="checkbox"/> N/A
Correct containers used:	<input checked="" type="checkbox"/> Yes <input type="checkbox"/> No <input type="checkbox"/> N/A
Pace containers used:	<input checked="" type="checkbox"/> Yes <input type="checkbox"/> No <input type="checkbox"/> N/A
Containers intact:	<input checked="" type="checkbox"/> Yes <input type="checkbox"/> No <input type="checkbox"/> N/A
Unpreserved 5035A / TX1005/1006 soils frozen in 48hrs?	<input type="checkbox"/> Yes <input type="checkbox"/> No <input checked="" type="checkbox"/> N/A
Filtered volume received for dissolved tests?	<input type="checkbox"/> Yes <input checked="" type="checkbox"/> No <input type="checkbox"/> N/A
Sample labels match COC: Date / time / ID / analyses	<input checked="" type="checkbox"/> Yes <input type="checkbox"/> No <input type="checkbox"/> N/A
Samples contain multiple phases? Matrix: <u>WT</u>	<input type="checkbox"/> Yes <input type="checkbox"/> No <input type="checkbox"/> N/A
Containers requiring pH preservation in compliance? (HNO ₃ , H ₂ SO ₄ , HCl<2; NaOH>9 Sulfide, NaOH>10 Cyanide) (Exceptions: VOA, Micro, O&G, KS TPH, OK-DRO)	<input checked="" type="checkbox"/> Yes <input type="checkbox"/> No <input type="checkbox"/> N/A
Cyanide water sample checks: <input checked="" type="checkbox"/> N/A	
Lead acetate strip turns dark? (Record only)	<input type="checkbox"/> Yes <input type="checkbox"/> No
Potassium iodide test strip turns blue/purple? (Preserve)	<input type="checkbox"/> Yes <input type="checkbox"/> No
Trip Blank present:	<input type="checkbox"/> Yes <input type="checkbox"/> No <input checked="" type="checkbox"/> N/A
Headspace in VOA vials (>6mm):	<input type="checkbox"/> Yes <input type="checkbox"/> No <input checked="" type="checkbox"/> N/A
Samples from USDA Regulated Area: State: _____	<input type="checkbox"/> Yes <input type="checkbox"/> No <input checked="" type="checkbox"/> N/A
Additional labels attached to 5035A / TX1005 vials in the field?	<input type="checkbox"/> Yes <input type="checkbox"/> No <input checked="" type="checkbox"/> N/A

Client Notification/ Resolution: Copy COC to Client? Y / N Field Data Required? Y / N

Person Contacted: _____ Date/Time: _____

Comments/ Resolution: _____

Project Manager Review: Jami Chack _____ 11/14/17

Date: _____



Sample Condition Upon Receipt

WO#: 60257955



Client Name: Colder Associates

Courier: FedEx UPS VIA Clay PEX ECI Pace Xroads Client Other

Tracking #: _____ Pace Shipping Label Used? Yes No

Custody Seal on Cooler/Box Present: Yes No Seals intact: Yes No

Packing Material: Bubble Wrap Bubble Bags Foam None Other

Thermometer Used: T-266 / T-239 Type of Ice: Wet Blue None

Cooler Temperature (°C): As-read 0.7/0.9/1.0 Corr. Factor 1.5/1.2 CF 0.0 CF +0.2 Corrected 0.7/0.9/1.0/1.5/1.2

Date and initials of person examining contents: RM 11-10-17

Temperature should be above freezing to 6°C

Chain of Custody present:	<input checked="" type="checkbox"/> Yes <input type="checkbox"/> No <input type="checkbox"/> N/A
Chain of Custody relinquished:	<input checked="" type="checkbox"/> Yes <input type="checkbox"/> No <input type="checkbox"/> N/A
Samples arrived within holding time:	<input checked="" type="checkbox"/> Yes <input type="checkbox"/> No <input type="checkbox"/> N/A
Short Hold Time analyses (<72hr):	<input type="checkbox"/> Yes <input checked="" type="checkbox"/> No <input type="checkbox"/> N/A
Rush Turn Around Time requested:	<input type="checkbox"/> Yes <input checked="" type="checkbox"/> No <input type="checkbox"/> N/A
Sufficient volume:	<input checked="" type="checkbox"/> Yes <input type="checkbox"/> No <input type="checkbox"/> N/A
Correct containers used:	<input checked="" type="checkbox"/> Yes <input type="checkbox"/> No <input type="checkbox"/> N/A
Pace containers used:	<input checked="" type="checkbox"/> Yes <input type="checkbox"/> No <input type="checkbox"/> N/A
Containers intact:	<input checked="" type="checkbox"/> Yes <input type="checkbox"/> No <input type="checkbox"/> N/A
Unpreserved 5035A / TX1005/1006 soils frozen in 48hrs?	<input type="checkbox"/> Yes <input type="checkbox"/> No <input checked="" type="checkbox"/> N/A
Filtered volume received for dissolved tests?	<input type="checkbox"/> Yes <input checked="" type="checkbox"/> No <input type="checkbox"/> N/A
Sample labels match COC: Date / time / ID / analyses	<input checked="" type="checkbox"/> Yes <input type="checkbox"/> No <input type="checkbox"/> N/A
Samples contain multiple phases? Matrix: <u>WT</u>	<input type="checkbox"/> Yes <input type="checkbox"/> No <input type="checkbox"/> N/A
Containers requiring pH preservation in compliance? (HNO ₃ , H ₂ SO ₄ , HCl<2; NaOH>9 Sulfide, NaOH>10 Cyanide) (Exceptions: VOA, Micro, O&G, KS TPH, OK-DRO)	<input checked="" type="checkbox"/> Yes <input type="checkbox"/> No <input type="checkbox"/> N/A
Cyanide water sample checks: <input type="checkbox"/> N/A	
Lead acetate strip turns dark? (Record only)	<input type="checkbox"/> Yes <input type="checkbox"/> No
Potassium iodide test strip turns blue/purple? (Preserve)	<input type="checkbox"/> Yes <input type="checkbox"/> No
Trip Blank present:	<input type="checkbox"/> Yes <input type="checkbox"/> No <input checked="" type="checkbox"/> N/A
Headspace in VOA vials (>6mm):	<input type="checkbox"/> Yes <input type="checkbox"/> No <input checked="" type="checkbox"/> N/A
Samples from USDA Regulated Area: State: _____	<input type="checkbox"/> Yes <input type="checkbox"/> No <input checked="" type="checkbox"/> N/A
Additional labels attached to 5035A / TX1005 vials in the field?	<input type="checkbox"/> Yes <input type="checkbox"/> No <input checked="" type="checkbox"/> N/A

Client Notification/ Resolution: Copy COC to Client? Y / N Field Data Required? Y / N

Person Contacted: _____ Date/Time: _____

Comments/ Resolution: _____

Project Manager Review: Jami Chok Date: 11/14/17



CHAIN-OF-CUSTODY / Analytical Request Document

The Chain-of-Custody is a LEGAL DOCUMENT. All relevant fields must be completed accurately.

Section A Required Client Information:		Section B Required Project Information:		Section C Invoice Information:	
Company:	Golder Associates	Report To:	Mark Haddock (mhaddock@golder.com)	Attention:	
Address:	820 South Main Street, Suite 100	Copy To:	Jeffrey Ingram	Company Name:	
	St Charles, MO 63301			Address:	
Email To:	mhaddock@golder.com	Purchase Order No.:		Pace Quote Reference:	
Phone:	636-724-9191	Project Name:	Ameren Labadie Energy Center - Fly Ash	Pace Project Manager:	Jamie Church
Requested Due Date/TAT:	Standard	Project Number:	153-1406.0001E	Pace Profile #:	9285

REGULATORY AGENCY

NPDES GROUND WATER DRINKING WATER

UST RCRA OTHER

Site Location: MO

STATE: MO

ITEM #	Section D Required Client Information	Valid Matrix Codes	MATRIX CODE	SAMPLE TYPE (G=GRAB G=COMP)	COLLECTED		PRESERVATIVES	# OF CONTAINERS	ANALYSIS TEST	Requested Analysis Filtered (Y/N)	Residual Chlorine (Y/N)	Pace Project No./ Lab I.D.
					COMPOSITE START	COMPOSITE END/GRAB						
1	L-LMW-1S	DRINKING WATER DW WATER WT WASTE WATER WW PRODUCT P SOL/SOLID SL OIL OL WP WP AR AR OT OT TS TS	WT G	G	DATE	TIME	H ₂ SO ₄ HNO ₃ HCl NaOH Na ₂ S ₂ O ₃ Methanol Other	2	1	N		1414, 1433N
2	L-LMW-2S		WT G	G	11/08/17	1138		3	3	N		3 (BPIW) 3 (BPSN) 403
3	L-LMW-3S		WT G	G	11/08/17	1220		2	1	N		BPIW, BPSN
4	L-LMW-4S		WT G	G	1310			1	1	N		403
5	L-LMW-5S		WT G	G	1400			1	1	N		403
6	L-LMW-6S		WT G	G	1445			1	1	N		403
7	L-LMW-7S		WT G	G	1350			1	1	N		403
8	L-LMW-8S		WT G	G	1260			1	1	N		403
9	L-BMW-1S		WT G	G	11/07/17	1026		1	1	N		403
10	L-BMW-2S		WT G	G	1128			1	1	N		403
11	L-LMW-DUP-1		WT G	G	11/08/17			1	1	N		403
12	L-LMW-FB-1		WT G	G	1146			1	1	N		403

ADDITIONAL COMMENTS	RELINQUISHED BY / AFFILIATION	DATE	TIME	ACCEPTED BY / AFFILIATION	DATE	TIME	SAMPLE CONDITIONS
	Jeff Ingram / Golder	11-9-17	940	<i>[Signature]</i>	11/08/17	10:18	Y Y Y Y
	<i>[Signature]</i>	11/9/17	1700	<i>[Signature]</i>	11/08/17	0320	Y Y Y Y

SAMPLER NAME AND SIGNATURE

PRINT Name of SAMPLER: *[Signature]*

SIGNATURE of SAMPLER: *[Signature]*

DATE Signed (MM/DD/YYYY): 11/08/17

Temp in °C: 1.5

Received on Ice (Y/N): Y

Custody Sealed (Y/N): Y

Samples Intact (Y/N): Y



MEMORANDUM

Date: January 19, 2018
To: Project File
From: Tommy Goodwin
cc: Amanda Derhake, Jeff Ingram
Project No.: 1531406
Project: Ameren
Email:
RE: DATA VALIDATION SUMMARY, LABADIE ENERGY CENTER – LCL1 – BMW 1S/2S

The following is a summary of instances where quality control criteria in the functional guidelines were not met and data qualification was required:

- Analysis of pH for all samples was initiated outside of the 15 minute EPA required holding time. Field measurements of pH were taken at the time of sample collection.
- Calcium recovery was outside the criteria for MS. Data was not qualified on MS/MSD data alone.
- Reported results with high levels of non-target analytes or other matrix interference were analyzed at dilution and qualified as dilution (D).
- When a compound was detected in a blank (i.e. method, field, rinsate), and the sample results were greater than the MDL and less than the PQL the results were recorded at the PQL value and qualified as non-detects (U).

QA LEVEL II - INORGANIC DATA EVALUATION CHECKLIST

Company Name: Golder Associates
 Project Name: Ameren-Labadie-LCL1- 8nu 15/25
 Reviewer: T Goodwin

Project Manager: J Ingram
 Project Number: 1531406.0001
 Validation Date: 1/12/18

Laboratory: Pace Analytical SDG #: 60261374
 Analytical Method (type and no.): Metals 200.7&200.8, Hg 7470, TDS 2540C, pH 4500H+, Anions 300.0, Rads 903.1&904.0
 Matrix: Air Soil/Sed. Water Waste _____
 Sample Names L-TMW-1, L-TMW-2, L-TMW-3, L-MW-26, L-BMW-1S, L-BMW-2S, L-UWL-DUP-1, L-UWL-FB-1

NOTE: Please provide calculation in Comment areas or on the back (if on the back please indicate in comment areas).

Field Information	YES	NO	NA	COMMENTS
a) Sampling dates noted?	<input checked="" type="checkbox"/>	<input type="checkbox"/>	<input type="checkbox"/>	_____
b) Sampling team indicated?	<input checked="" type="checkbox"/>	<input type="checkbox"/>	<input type="checkbox"/>	_____
c) Sample location noted?	<input checked="" type="checkbox"/>	<input type="checkbox"/>	<input type="checkbox"/>	_____
d) Sample depth indicated (Soils)?	<input type="checkbox"/>	<input type="checkbox"/>	<input checked="" type="checkbox"/>	_____
e) Sample type indicated (grab/composite)?	<input checked="" type="checkbox"/>	<input type="checkbox"/>	<input type="checkbox"/>	Grab _____
f) Field QC noted?	<input checked="" type="checkbox"/>	<input type="checkbox"/>	<input type="checkbox"/>	_____
g) Field parameters collected (note types)?	<input checked="" type="checkbox"/>	<input type="checkbox"/>	<input type="checkbox"/>	pH, Cond, Turb, Temp, DO, ORP, Flow, DTW _____
h) Field Calibration within control limits?	<input checked="" type="checkbox"/>	<input type="checkbox"/>	<input type="checkbox"/>	_____
i) Notations of unacceptable field conditions/performances from field logs or field notes?	<input type="checkbox"/>	<input checked="" type="checkbox"/>	<input type="checkbox"/>	_____
j) Does the laboratory narrative indicate deficiencies?	<input type="checkbox"/>	<input type="checkbox"/>	<input checked="" type="checkbox"/>	_____
Note Deficiencies: _____				

Chain-of-Custody (COC)	YES	NO	NA	COMMENTS
a) Was the COC properly completed?	<input checked="" type="checkbox"/>	<input type="checkbox"/>	<input type="checkbox"/>	_____
b) Was the COC signed by both field and laboratory personnel?	<input checked="" type="checkbox"/>	<input type="checkbox"/>	<input type="checkbox"/>	_____
c) Were samples received in good condition?	<input checked="" type="checkbox"/>	<input type="checkbox"/>	<input type="checkbox"/>	_____

General (reference QAPP or Method)	YES	NO	NA	COMMENTS
a) Were hold times met for sample pretreatment?	<input type="checkbox"/>	<input type="checkbox"/>	<input checked="" type="checkbox"/>	_____
b) Were hold times met for sample analysis?	<input checked="" type="checkbox"/>	<input type="checkbox"/>	<input type="checkbox"/>	pH _____
c) Were the correct preservatives used?	<input checked="" type="checkbox"/>	<input type="checkbox"/>	<input type="checkbox"/>	_____
d) Was the correct method used?	<input checked="" type="checkbox"/>	<input type="checkbox"/>	<input type="checkbox"/>	_____
e) Were appropriate reporting limits achieved?	<input checked="" type="checkbox"/>	<input type="checkbox"/>	<input type="checkbox"/>	_____
f) Were any sample dilutions noted?	<input checked="" type="checkbox"/>	<input type="checkbox"/>	<input type="checkbox"/>	_____
g) Were any matrix problems noted?	<input checked="" type="checkbox"/>	<input type="checkbox"/>	<input type="checkbox"/>	Sulfate _____

QA LEVEL II - INORGANIC DATA EVALUATION CHECKLIST

Blanks	YES	NO	NA	COMMENTS
a) Were analytes detected in the method blank(s)?	<input checked="" type="checkbox"/>	<input type="checkbox"/>	<input type="checkbox"/>	<u>Hg(0.061), Ba(0.58), Ca(14.2), Mo(0.69), U(6.1)</u>
b) Were analytes detected in the field blank(s)?	<input type="checkbox"/>	<input type="checkbox"/>	<input checked="" type="checkbox"/>	_____
c) Were analytes detected in the equipment blank(s)?	<input type="checkbox"/>	<input type="checkbox"/>	<input checked="" type="checkbox"/>	_____
d) Were analytes detected in the trip blank(s)?	<input type="checkbox"/>	<input type="checkbox"/>	<input checked="" type="checkbox"/>	_____

Laboratory Control Sample (LCS)	YES	NO	NA	COMMENTS
a) Was a LCS analyzed once per SDG?	<input checked="" type="checkbox"/>	<input type="checkbox"/>	<input type="checkbox"/>	_____
b) Were the proper analytes included in the LCS?	<input checked="" type="checkbox"/>	<input type="checkbox"/>	<input type="checkbox"/>	_____
c) Was the LCS accuracy criteria met?	<input checked="" type="checkbox"/>	<input type="checkbox"/>	<input type="checkbox"/>	_____

Duplicates	YES	NO	NA	COMMENTS
a) Were field duplicates collected (note original and duplicate sample names)?	<input checked="" type="checkbox"/>	<input checked="" type="checkbox"/>	<input checked="" type="checkbox"/>	<u>Dup 1 @ 12</u> <u>1B-1 @</u>
b) Were field dup. precision criteria met (note RPD)?	<input type="checkbox"/>	<input type="checkbox"/>	<input checked="" type="checkbox"/>	_____
c) Were lab duplicates analyzed (note original and duplicate samples)?	<input checked="" type="checkbox"/>	<input type="checkbox"/>	<input type="checkbox"/>	_____
d) Were lab dup. precision criteria met (note RPD)?	<input checked="" type="checkbox"/>	<input type="checkbox"/>	<input type="checkbox"/>	_____

Blind Standards	YES	NO	NA	COMMENTS
a) Was a blind standard used (indicate name, analytes included and concentrations)?	<input type="checkbox"/>	<input type="checkbox"/>	<input checked="" type="checkbox"/>	_____
b) Was the %D within control limits?	<input type="checkbox"/>	<input type="checkbox"/>	<input checked="" type="checkbox"/>	_____

Matrix Spike/Matrix Spike Duplicate (MS/MSD)	YES	NO	NA	COMMENTS
a) Was MS accuracy criteria met?	<input type="checkbox"/>	<input checked="" type="checkbox"/>	<input type="checkbox"/>	<u>Ca (65/70-130)</u>
Recovery could not be calculated since sample contained high concentration of analyte?	<input type="checkbox"/>	<input type="checkbox"/>	<input checked="" type="checkbox"/>	_____
b) Was MSD accuracy criteria met?	<input checked="" type="checkbox"/>	<input type="checkbox"/>	<input type="checkbox"/>	_____
Recovery could not be calculated since sample contained high concentration of analyte?	<input type="checkbox"/>	<input type="checkbox"/>	<input checked="" type="checkbox"/>	_____
c) Were MS/MSD precision criteria met?	<input checked="" type="checkbox"/>	<input type="checkbox"/>	<input type="checkbox"/>	_____

Comments/Notes:

QA LEVEL II - INORGANIC DATA EVALUATION CHECKLIST

Data Qualification:

Sample Name	Constituent(s)	Result	Qualifier	Reason
L-BMW-15	Sulfate	50.1	D	Result had a dilution factor (DF) of 5
I	Molybdenum (Mo)	20.0	U	Detected in Blank; PQL > Result > MDL
	Cadmium (Cd)	0.50	U	
	Mercury (Hg)	0.20	U	
L-BMW-25	Mo	20.0	U	I
I	Cd	0.50	U	
	Hg	0.20	U	
	Sulfate	20.5	D	
<div style="position: absolute; top: 50%; left: 50%; transform: translate(-50%, -50%); opacity: 0.5;"> TK </div>				

Signature: *Tommy J. Goodrich*

Date: 1/19/2018



MEMORANDUM

Date: June 1, 2017
To: Project File
From: Tommy Goodwin
cc: Amanda Derhake, Jeff Ingram
Project No.: 1531406
Project: Ameren
Email:
RE: DATA VALIDATION SUMMARY, LABADIE ENERGY CENTER – LCL1 – E1

The following is a summary of instances where quality control criteria in the functional guidelines were not met and data qualification was required:

- Analysis of pH for all samples was initiated outside of the 15 minute EPA required holding time. Field measurements of pH were taken at the time of sample collection.
- Calcium recovery was outside the criteria for MS and MSD. Mercury recovery was outside the criteria for MS. Mercury exceeded the criteria for RPD in the MS/MSD. Data was not qualified on MS/MSD data alone.
- Sulfate was detected outside the calibrated range and was qualified as estimate (J).
- Reported results with high levels of non-target analytes or other matrix interference were analyzed at dilution and qualified as dilution (D).
- When a compound was detected in a blank (i.e. method, field, rinsate), and the sample results were greater than the MDL and less than the PQL the results were recorded at the PQL value and qualified as non-detects (U).

QA LEVEL II - INORGANIC DATA EVALUATION CHECKLIST

Company Name: Golder Associates
 Project Name: Ameren-Labadie - LCL1 - E1
 Reviewer: T Goodwin

Project Manager: J Ingram
 Project Number: 1531406.0001C
 Validation Date: 6/1/17

Laboratory: Pace Analytical SDG #: 60218620
 Analytical Method (type and no.): Metals 200.7&200.8, Hg 7470, TDS 2540C, pH 4500H+, Anions 300.0, Rads 903.1&904.0
 Matrix: Air Soil/Sed. Water Waste
 Sample Names L-TMW-1, L-TMW-2, L-TMW-3, L-MW-26, L-UWL-DUP-1, L-UWL-FB-1, L-TMW-1 MS, L-TMW-1 MSD
L-BMW-1S, L-BMW-2S

NOTE: Please provide calculation in Comment areas or on the back (if on the back please indicate in comment areas).

Field Information	YES	NO	NA	COMMENTS
a) Sampling dates noted?	<input checked="" type="checkbox"/>	<input type="checkbox"/>	<input type="checkbox"/>	
b) Sampling team indicated?	<input checked="" type="checkbox"/>	<input type="checkbox"/>	<input type="checkbox"/>	
c) Sample location noted?	<input checked="" type="checkbox"/>	<input type="checkbox"/>	<input type="checkbox"/>	
d) Sample depth indicated (Soils)?	<input type="checkbox"/>	<input type="checkbox"/>	<input checked="" type="checkbox"/>	
e) Sample type indicated (grab/composite)?	<input checked="" type="checkbox"/>	<input type="checkbox"/>	<input type="checkbox"/>	Grab
f) Field QC noted?	<input checked="" type="checkbox"/>	<input type="checkbox"/>	<input type="checkbox"/>	
g) Field parameters collected (note types)?	<input checked="" type="checkbox"/>	<input type="checkbox"/>	<input type="checkbox"/>	pH, Cond, Turb, Temp, DO, ORP, Flow, DTW
h) Field Calibration within control limits?	<input checked="" type="checkbox"/>	<input type="checkbox"/>	<input type="checkbox"/>	
i) Notations of unacceptable field conditions/performances from field logs or field notes?	<input type="checkbox"/>	<input checked="" type="checkbox"/>	<input type="checkbox"/>	
j) Does the laboratory narrative indicate deficiencies?	<input type="checkbox"/>	<input type="checkbox"/>	<input checked="" type="checkbox"/>	
Note Deficiencies: _____				

Chain-of-Custody (COC)	YES	NO	NA	COMMENTS
a) Was the COC properly completed?	<input checked="" type="checkbox"/>	<input type="checkbox"/>	<input type="checkbox"/>	
b) Was the COC signed by both field and laboratory personnel?	<input checked="" type="checkbox"/>	<input type="checkbox"/>	<input type="checkbox"/>	
c) Were samples received in good condition?	<input checked="" type="checkbox"/>	<input type="checkbox"/>	<input type="checkbox"/>	

General (reference QAPP or Method)	YES	NO	NA	COMMENTS
a) Were hold times met for sample pretreatment?	<input type="checkbox"/>	<input type="checkbox"/>	<input checked="" type="checkbox"/>	
b) Were hold times met for sample analysis?	<input type="checkbox"/>	<input checked="" type="checkbox"/>	<input type="checkbox"/>	pH
c) Were the correct preservatives used?	<input checked="" type="checkbox"/>	<input type="checkbox"/>	<input type="checkbox"/>	
d) Was the correct method used?	<input checked="" type="checkbox"/>	<input type="checkbox"/>	<input type="checkbox"/>	
e) Were appropriate reporting limits achieved?	<input checked="" type="checkbox"/>	<input type="checkbox"/>	<input type="checkbox"/>	
f) Were any sample dilutions noted?	<input checked="" type="checkbox"/>	<input type="checkbox"/>	<input type="checkbox"/>	Sulfate
g) Were any matrix problems noted?	<input checked="" type="checkbox"/>	<input type="checkbox"/>	<input type="checkbox"/>	Hg, Ca

QA LEVEL II - INORGANIC DATA EVALUATION CHECKLIST

Blanks	YES	NO	NA	COMMENTS
a) Were analytes detected in the method blank(s)?	<input type="checkbox"/>	<input checked="" type="checkbox"/>	<input type="checkbox"/>	
b) Were analytes detected in the field blank(s)?	<input checked="" type="checkbox"/>	<input type="checkbox"/>	<input type="checkbox"/>	<u>Cu(21.1), Cr(0.57)</u>
c) Were analytes detected in the equipment blank(s)?	<input type="checkbox"/>	<input type="checkbox"/>	<input checked="" type="checkbox"/>	
d) Were analytes detected in the trip blank(s)?	<input type="checkbox"/>	<input type="checkbox"/>	<input checked="" type="checkbox"/>	

Laboratory Control Sample (LCS)	YES	NO	NA	COMMENTS
a) Was a LCS analyzed once per SDG?	<input checked="" type="checkbox"/>	<input type="checkbox"/>	<input type="checkbox"/>	
b) Were the proper analytes included in the LCS?	<input checked="" type="checkbox"/>	<input type="checkbox"/>	<input type="checkbox"/>	
c) Was the LCS accuracy criteria met?	<input checked="" type="checkbox"/>	<input type="checkbox"/>	<input type="checkbox"/>	

Duplicates	YES	NO	NA	COMMENTS
a) Were field duplicates collected (note original and duplicate sample names)?	<input checked="" type="checkbox"/>	<input type="checkbox"/>	<input type="checkbox"/>	<u>Dup-1@ MW-26</u> <u>FB-1@ TMW-2</u>
b) Were field dup. precision criteria met (note RPD)?	<input type="checkbox"/>	<input type="checkbox"/>	<input type="checkbox"/>	
c) Were lab duplicates analyzed (note original and duplicate samples)?	<input checked="" type="checkbox"/>	<input type="checkbox"/>	<input type="checkbox"/>	<u>TDS, pH</u>
d) Were lab dup. precision criteria met (note RPD)?	<input checked="" type="checkbox"/>	<input type="checkbox"/>	<input type="checkbox"/>	<u>TDS (8)</u>

Blind Standards	YES	NO	NA	COMMENTS
a) Was a blind standard used (indicate name, analytes included and concentrations)?	<input type="checkbox"/>	<input type="checkbox"/>	<input checked="" type="checkbox"/>	
b) Was the %D within control limits?	<input type="checkbox"/>	<input type="checkbox"/>	<input checked="" type="checkbox"/>	

Matrix Spike/Matrix Spike Duplicate (MS/MSD)	YES	NO	NA	COMMENTS
a) Was MS accuracy criteria met?	<input type="checkbox"/>	<input checked="" type="checkbox"/>	<input type="checkbox"/>	<u>Hg (132), Cu(55)</u>
Recovery could not be calculated since sample contained high concentration of analyte?	<input type="checkbox"/>	<input type="checkbox"/>	<input checked="" type="checkbox"/>	
b) Was MSD accuracy criteria met?	<input type="checkbox"/>	<input checked="" type="checkbox"/>	<input type="checkbox"/>	<u>Cu(34)</u>
Recovery could not be calculated since sample contained high concentration of analyte?	<input type="checkbox"/>	<input type="checkbox"/>	<input checked="" type="checkbox"/>	
c) Were MS/MSD precision criteria met?	<input type="checkbox"/>	<input checked="" type="checkbox"/>	<input type="checkbox"/>	<u>Hg(28)</u>

Comments/Notes:



MEMORANDUM

Date: June 1, 2017
To: Project File
From: Tommy Goodwin
cc: Amanda Derhake, Jeff Ingram
Project No.: 1531406
Project: Ameren
Email:
RE: DATA VALIDATION SUMMARY, LABADIE ENERGY CENTER – LCL1 – E2

The following is a summary of instances where quality control criteria in the functional guidelines were not met and data qualification was required:

- Analysis of pH for all samples was initiated outside of the 15 minute EPA required holding time. Field measurements of pH were taken at the time of sample collection.
- Calcium recovery was outside the criteria for MS. Data was not qualified on MS/MSD data alone.
- Reported results with high levels of non-target analytes or other matrix interference were analyzed at dilution and qualified as dilution (D).
- When a compound was detected in a blank (i.e. method, field, rinsate), and the sample results were greater than the MDL and less than the PQL the results were recorded at the PQL value and qualified as non-detects (U).
- When a duplicate (i.e. field, sample) RPD was not met, associated samples were qualified as estimates (J). If the results were less than the method detection limit or detected in a blank the results were qualified as non-detects and estimates (UJ).

QA LEVEL II - INORGANIC DATA EVALUATION CHECKLIST

Company Name: Golder Associates
 Project Name: Ameren-Labadie - LCL1-E2
 Reviewer: T Goodwin

Project Manager: J Ingram
 Project Number: 1531406.0001C
 Validation Date: 6022462 6/1/17

Laboratory: Pace Analytical SDG #: 60221462
 Analytical Method (type and no.): Metals 200.7&200.8, Hg 7470, TDS 2540C, pH 4500H+, Anions 300.0, Rads 903.1&904.0
 Matrix: Air Soil/Sed. Water Waste
 Sample Names L-TMW-1, L-TMW-2, L-TMW-3, L-MW-26, L-UWL-DUP-1, L-UWL-FB-1, L-TMW-26 MS, L-TMW-26 MSD

NOTE: Please provide calculation in Comment areas or on the back (if on the back please indicate in comment areas).

Field Information	YES	NO	NA	COMMENTS
a) Sampling dates noted?	<input checked="" type="checkbox"/>	<input type="checkbox"/>	<input type="checkbox"/>	
b) Sampling team indicated?	<input checked="" type="checkbox"/>	<input type="checkbox"/>	<input type="checkbox"/>	
c) Sample location noted?	<input checked="" type="checkbox"/>	<input type="checkbox"/>	<input type="checkbox"/>	
d) Sample depth indicated (Soils)?	<input type="checkbox"/>	<input type="checkbox"/>	<input checked="" type="checkbox"/>	
e) Sample type indicated (grab/composite)?	<input checked="" type="checkbox"/>	<input type="checkbox"/>	<input type="checkbox"/>	Grab
f) Field QC noted?	<input checked="" type="checkbox"/>	<input type="checkbox"/>	<input type="checkbox"/>	
g) Field parameters collected (note types)?	<input checked="" type="checkbox"/>	<input type="checkbox"/>	<input type="checkbox"/>	pH, Cond, Turb, Temp, DO, ORP, Flow, DTW
h) Field Calibration within control limits?	<input checked="" type="checkbox"/>	<input type="checkbox"/>	<input type="checkbox"/>	
i) Notations of unacceptable field conditions/performances from field logs or field notes?	<input type="checkbox"/>	<input checked="" type="checkbox"/>	<input type="checkbox"/>	
j) Does the laboratory narrative indicate deficiencies?	<input type="checkbox"/>	<input type="checkbox"/>	<input checked="" type="checkbox"/>	
Note Deficiencies: _____				

Chain-of-Custody (COC)	YES	NO	NA	COMMENTS
a) Was the COC properly completed?	<input checked="" type="checkbox"/>	<input type="checkbox"/>	<input type="checkbox"/>	
b) Was the COC signed by both field and laboratory personnel?	<input checked="" type="checkbox"/>	<input type="checkbox"/>	<input type="checkbox"/>	
c) Were samples received in good condition?	<input checked="" type="checkbox"/>	<input type="checkbox"/>	<input type="checkbox"/>	

General (reference QAPP or Method)	YES	NO	NA	COMMENTS
a) Were hold times met for sample pretreatment?	<input type="checkbox"/>	<input type="checkbox"/>	<input checked="" type="checkbox"/>	
b) Were hold times met for sample analysis?	<input type="checkbox"/>	<input checked="" type="checkbox"/>	<input type="checkbox"/>	pH
c) Were the correct preservatives used?	<input checked="" type="checkbox"/>	<input type="checkbox"/>	<input type="checkbox"/>	
d) Was the correct method used?	<input checked="" type="checkbox"/>	<input type="checkbox"/>	<input type="checkbox"/>	
e) Were appropriate reporting limits achieved?	<input checked="" type="checkbox"/>	<input type="checkbox"/>	<input type="checkbox"/>	
f) Were any sample dilutions noted?	<input checked="" type="checkbox"/>	<input type="checkbox"/>	<input type="checkbox"/>	Sulfate
g) Were any matrix problems noted?	<input checked="" type="checkbox"/>	<input type="checkbox"/>	<input type="checkbox"/>	Ca

QA LEVEL II - INORGANIC DATA EVALUATION CHECKLIST

Blanks	YES	NO	NA	COMMENTS
a) Were analytes detected in the method blank(s)?	<input checked="" type="checkbox"/>	<input type="checkbox"/>	<input type="checkbox"/>	<u>H₂ (0.055), Sb (0.12)</u>
b) Were analytes detected in the field blank(s)?	<input checked="" type="checkbox"/>	<input type="checkbox"/>	<input type="checkbox"/>	<u>Ca (14.3), Sb (0.12), Sulfate (0.93)</u>
c) Were analytes detected in the equipment blank(s)?	<input type="checkbox"/>	<input type="checkbox"/>	<input checked="" type="checkbox"/>	_____
d) Were analytes detected in the trip blank(s)?	<input type="checkbox"/>	<input type="checkbox"/>	<input checked="" type="checkbox"/>	_____

Laboratory Control Sample (LCS)	YES	NO	NA	COMMENTS
a) Was a LCS analyzed once per SDG?	<input checked="" type="checkbox"/>	<input type="checkbox"/>	<input type="checkbox"/>	_____
b) Were the proper analytes included in the LCS?	<input checked="" type="checkbox"/>	<input type="checkbox"/>	<input type="checkbox"/>	_____
c) Was the LCS accuracy criteria met?	<input checked="" type="checkbox"/>	<input type="checkbox"/>	<input type="checkbox"/>	_____

Duplicates	YES	NO	NA	COMMENTS
a) Were field duplicates collected (note original and duplicate sample names)?	<input checked="" type="checkbox"/>	<input type="checkbox"/>	<input type="checkbox"/>	<u>Dup-1@ TMMW-1</u>
b) Were field dup. precision criteria met (note RPD)?	<input type="checkbox"/>	<input checked="" type="checkbox"/>	<input type="checkbox"/>	<u>FB-1@ TMMW-3</u>
c) Were lab duplicates analyzed (note original and duplicate samples)?	<input checked="" type="checkbox"/>	<input type="checkbox"/>	<input type="checkbox"/>	<u>M₀ (200), Cr (200)</u>
d) Were lab dup. precision criteria met (note RPD)?	<input checked="" type="checkbox"/>	<input type="checkbox"/>	<input type="checkbox"/>	<u>TDS, pH</u>
				<u>TDS (1)</u>

Blind Standards	YES	NO	NA	COMMENTS
a) Was a blind standard used (indicate name, analytes included and concentrations)?	<input type="checkbox"/>	<input type="checkbox"/>	<input checked="" type="checkbox"/>	_____
b) Was the %D within control limits?	<input type="checkbox"/>	<input type="checkbox"/>	<input checked="" type="checkbox"/>	_____

Matrix Spike/Matrix Spike Duplicate (MS/MSD)	YES	NO	NA	COMMENTS
a) Was MS accuracy criteria met?	<input type="checkbox"/>	<input checked="" type="checkbox"/>	<input type="checkbox"/>	<u>Ca (48)</u>
Recovery could not be calculated since sample contained high concentration of analyte?	<input type="checkbox"/>	<input type="checkbox"/>	<input checked="" type="checkbox"/>	_____
b) Was MSD accuracy criteria met?	<input checked="" type="checkbox"/>	<input type="checkbox"/>	<input type="checkbox"/>	_____
Recovery could not be calculated since sample contained high concentration of analyte?	<input type="checkbox"/>	<input type="checkbox"/>	<input checked="" type="checkbox"/>	_____
c) Were MS/MSD precision criteria met?	<input checked="" type="checkbox"/>	<input type="checkbox"/>	<input type="checkbox"/>	_____

Comments/Notes:

QA LEVEL II - INORGANIC DATA EVALUATION CHECKLIST

Data Qualification:

Sample Name	Constituent(s)	Result	Qualifier	Reason
L-MW-26	Antimony (Sb)	1.0	U	Detected in Method Blank (MB); PQL > Result > MDL
"	Sulfate	29.5	D	Result had a Dilution Factor (DF) of 2
L-TMW-1	Sulfate	83.7	D	" 5
"	Sb	1.0	U	Detected in MB; PQL > Result > MDL
L-TMW-2	Sb	1.0	U	" "
"	Sulfate	78.7	D	Result had a DF of 5
L-TMW-3	Sulfate	71.8	D	" 5
"	Sb	1.0	U	Detected in MB; PQL > Result > MDL
L-UWL-DUP-1	Sb	1.0	U	" "
I	Molybdenum (Mo)	20.0	UJ	RPD not met; Result < MDL
	Chromium (Cr)	1.0	UJ	" "
	Sulfate	85.3	D	Result had a DF of 5
L-UWL-FB-1	Sb	1.0	U	Detected in MB; PQL > Result > MDL
 				
 				
 				
 				
 				
 				
 				
 				
 				
 				
 				
 				
 				
 				
 				

Signature: Tommy Wood

Date: 6/1/17



MEMORANDUM

Date: June 1, 2017
To: Project File
From: Tommy Goodwin
cc: Amanda Derhake, Jeff Ingram
Project No.: 1531406
Project: Ameren
Email:
RE: DATA VALIDATION SUMMARY, LABADIE ENERGY CENTER – LCL1 - E.3

The following is a summary of instances where quality control criteria in the functional guidelines were not met and data qualification was required:

- Analysis of pH for all samples was initiated outside of the 15 minute EPA required holding time. Field measurements of pH were taken at the time of sample collection.
- Calcium recovery was outside the criteria for MS. Mercury and Radium-228 recovery was outside the criteria for MSD. Mercury exceeded the criteria for RPD in the MS/MSD. Data was not qualified on MS/MSD data alone.
- Reported results with high levels of non-target analytes or other matrix interference were analyzed at dilution and qualified as dilution (D).
- When a compound was detected in a blank (i.e. method, field, rinsate), and the sample results were greater than the MDL and less than the PQL the results were recorded at the PQL value and qualified as non-detects (U).
- When a duplicate (i.e. field, sample) RPD was not met, associated samples were qualified as estimates (J). If the results were less than the method detection limit or detected in a blank the results were qualified as non-detects and estimates (UJ).

QA LEVEL II - INORGANIC DATA EVALUATION CHECKLIST

Company Name: Golder Associates
 Project Name: Ameren-Labadie-2001 - E3
 Reviewer: T Goodwin

Project Manager: J Ingram
 Project Number: 1531406.0001C
 Validation Date: 6/1/17

Laboratory: Pace Analytical SDG #: 60223784
 Analytical Method (type and no.): Metals 200.7&200.8, Hg 7470, TDS 2540C, pH 4500H+, Anions 300.0, Rads 903.1&904.0
 Matrix: Air Soil/Sed. Water Waste
 Sample Names L-TMW-1, L-TMW-2, L-TMW-3, L-MW-26, L-UWL-DUP-1, L-UWL-FB-1, L-TMW- 2 MS, L-TMW- 2 MSD
L-3MW-15, L-3MW-25

NOTE: Please provide calculation in Comment areas or on the back (if on the back please indicate in comment areas).

Field Information	YES	NO	NA	COMMENTS
a) Sampling dates noted?	<input checked="" type="checkbox"/>	<input type="checkbox"/>	<input type="checkbox"/>	
b) Sampling team indicated?	<input checked="" type="checkbox"/>	<input type="checkbox"/>	<input type="checkbox"/>	
c) Sample location noted?	<input checked="" type="checkbox"/>	<input type="checkbox"/>	<input type="checkbox"/>	
d) Sample depth indicated (Soils)?	<input type="checkbox"/>	<input type="checkbox"/>	<input checked="" type="checkbox"/>	
e) Sample type indicated (grab/composite)?	<input checked="" type="checkbox"/>	<input type="checkbox"/>	<input type="checkbox"/>	Grab
f) Field QC noted?	<input checked="" type="checkbox"/>	<input type="checkbox"/>	<input type="checkbox"/>	
g) Field parameters collected (note types)?	<input checked="" type="checkbox"/>	<input type="checkbox"/>	<input type="checkbox"/>	pH, Cond, Turb, Temp, DO, ORP, Flow, DTW
h) Field Calibration within control limits?	<input checked="" type="checkbox"/>	<input type="checkbox"/>	<input type="checkbox"/>	
i) Notations of unacceptable field conditions/performance from field logs or field notes?	<input type="checkbox"/>	<input checked="" type="checkbox"/>	<input type="checkbox"/>	
j) Does the laboratory narrative indicate deficiencies?	<input type="checkbox"/>	<input type="checkbox"/>	<input checked="" type="checkbox"/>	
Note Deficiencies: _____				

Chain-of-Custody (COC)	YES	NO	NA	COMMENTS
a) Was the COC properly completed?	<input checked="" type="checkbox"/>	<input checked="" type="checkbox"/>	<input type="checkbox"/>	L-TMW-1 + L-TMW-2 backwards sample count - fixed by J. Charish
b) Was the COC signed by both field and laboratory personnel?	<input checked="" type="checkbox"/>	<input type="checkbox"/>	<input type="checkbox"/>	
c) Were samples received in good condition?	<input checked="" type="checkbox"/>	<input type="checkbox"/>	<input type="checkbox"/>	

General (reference QAPP or Method)	YES	NO	NA	COMMENTS
a) Were hold times met for sample pretreatment?	<input type="checkbox"/>	<input type="checkbox"/>	<input checked="" type="checkbox"/>	
b) Were hold times met for sample analysis?	<input type="checkbox"/>	<input checked="" type="checkbox"/>	<input type="checkbox"/>	pH, TDS
c) Were the correct preservatives used?	<input checked="" type="checkbox"/>	<input type="checkbox"/>	<input type="checkbox"/>	
d) Was the correct method used?	<input checked="" type="checkbox"/>	<input type="checkbox"/>	<input type="checkbox"/>	
e) Were appropriate reporting limits achieved?	<input checked="" type="checkbox"/>	<input type="checkbox"/>	<input type="checkbox"/>	
f) Were any sample dilutions noted?	<input checked="" type="checkbox"/>	<input type="checkbox"/>	<input type="checkbox"/>	Sulfate
g) Were any matrix problems noted?	<input checked="" type="checkbox"/>	<input type="checkbox"/>	<input type="checkbox"/>	Hg, Ca, Ra-228

QA LEVEL II - INORGANIC DATA EVALUATION CHECKLIST

Blanks	YES	NO	NA	COMMENTS
a) Were analytes detected in the method blank(s)?	<input checked="" type="checkbox"/>	<input type="checkbox"/>	<input type="checkbox"/>	<u>Cu (13.4)</u>
b) Were analytes detected in the field blank(s)?	<input checked="" type="checkbox"/>	<input type="checkbox"/>	<input type="checkbox"/>	<u>Cu (44.4), TDS (7.0)</u>
c) Were analytes detected in the equipment blank(s)?	<input type="checkbox"/>	<input type="checkbox"/>	<input checked="" type="checkbox"/>	
d) Were analytes detected in the trip blank(s)?	<input type="checkbox"/>	<input type="checkbox"/>	<input checked="" type="checkbox"/>	

Laboratory Control Sample (LCS)	YES	NO	NA	COMMENTS
a) Was a LCS analyzed once per SDG?	<input checked="" type="checkbox"/>	<input type="checkbox"/>	<input type="checkbox"/>	
b) Were the proper analytes included in the LCS?	<input checked="" type="checkbox"/>	<input type="checkbox"/>	<input type="checkbox"/>	
c) Was the LCS accuracy criteria met?	<input checked="" type="checkbox"/>	<input type="checkbox"/>	<input type="checkbox"/>	

Duplicates	YES	NO	NA	COMMENTS
a) Were field duplicates collected (note original and duplicate sample names)?	<input checked="" type="checkbox"/>	<input type="checkbox"/>	<input type="checkbox"/>	<u>Dup-1@ TMW-1</u>
b) Were field dup. precision criteria met (note RPD)?	<input type="checkbox"/>	<input checked="" type="checkbox"/>	<input type="checkbox"/>	<u>FB-1@ TMW-3</u>
c) Were lab duplicates analyzed (note original and duplicate samples)?	<input checked="" type="checkbox"/>	<input type="checkbox"/>	<input type="checkbox"/>	<u>Mo (200), Cd (25), Cr (200)</u>
d) Were lab dup. precision criteria met (note RPD)?	<input checked="" type="checkbox"/>	<input type="checkbox"/>	<input type="checkbox"/>	<u>TDS, pH</u>
				<u>TDS (3)</u>

Blind Standards	YES	NO	NA	COMMENTS
a) Was a blind standard used (indicate name, analytes included and concentrations)?	<input type="checkbox"/>	<input type="checkbox"/>	<input checked="" type="checkbox"/>	
b) Was the %D within control limits?	<input type="checkbox"/>	<input type="checkbox"/>	<input checked="" type="checkbox"/>	

Matrix Spike/Matrix Spike Duplicate (MS/MSD)	YES	NO	NA	COMMENTS
a) Was MS accuracy criteria met?	<input type="checkbox"/>	<input checked="" type="checkbox"/>	<input type="checkbox"/>	<u>Cu (141)</u>
Recovery could not be calculated since sample contained high concentration of analyte?	<input type="checkbox"/>	<input type="checkbox"/>	<input checked="" type="checkbox"/>	
b) Was MSD accuracy criteria met?	<input type="checkbox"/>	<input checked="" type="checkbox"/>	<input type="checkbox"/>	<u>Hg (63), Ra-228 (112)</u>
Recovery could not be calculated since sample contained high concentration of analyte?	<input type="checkbox"/>	<input type="checkbox"/>	<input checked="" type="checkbox"/>	
c) Were MS/MSD precision criteria met?	<input type="checkbox"/>	<input checked="" type="checkbox"/>	<input type="checkbox"/>	<u>Hg (48)</u>

Comments/Notes:



MEMORANDUM

Date: June 1, 2017
To: Project File
From: Tommy Goodwin
cc: Amanda Derhake, Jeff Ingram
Project No.: 1531406
Project: Ameren
Email:
RE: DATA VALIDATION SUMMARY, LABADIE ENERGY CENTER – LCL1 - E.4

The following is a summary of instances where quality control criteria in the functional guidelines were not met and data qualification was required:

- Analysis of pH for all samples was initiated outside of the 15 minute EPA required holding time. Field measurements of pH were taken at the time of sample collection.
- Mercury recovery was outside the criteria for MS and exceeded the criteria for RPD in the MS/MSD. Data was not qualified on MS/MSD data alone.
- Reported results with high levels of non-target analytes or other matrix interference were analyzed at dilution and qualified as dilution (D).
- When a compound was detected in a blank (i.e. method, field, rinsate), and the sample results were greater than the MDL and less than the PQL the results were recorded at the PQL value and qualified as non-detects (U).

QA LEVEL II - INORGANIC DATA EVALUATION CHECKLIST

Company Name: Golder Associates
 Project Name: Ameren-Labadie-LCL1 - E4
 Reviewer: T Goodwin

Project Manager: J Ingram
 Project Number: 1531406.0001C
 Validation Date: 6/1/17

Laboratory: Pace Analytical SDG #: 60227580
 Analytical Method (type and no.): Metals 200.7&200.8, Hg 7470, TDS 2540C, pH 4500H+, Anions 300.0, Rads 903.1&904.0
 Matrix: Air Soil/Sed. Water Waste
 Sample Names L-TMW-1, L-TMW-2, L-TMW-3, L-MW-26, L-UWL-DUP-1, L-UWL-FB-1, L-TMW-1 MS, L-TMW-1 MSD
L-BMW-15, L-BMW-23

NOTE: Please provide calculation in Comment areas or on the back (if on the back please indicate in comment areas).

Field Information	YES	NO	NA	COMMENTS
a) Sampling dates noted?	<input checked="" type="checkbox"/>	<input type="checkbox"/>	<input type="checkbox"/>	
b) Sampling team indicated?	<input checked="" type="checkbox"/>	<input type="checkbox"/>	<input type="checkbox"/>	
c) Sample location noted?	<input checked="" type="checkbox"/>	<input type="checkbox"/>	<input type="checkbox"/>	
d) Sample depth indicated (Soils)?	<input type="checkbox"/>	<input type="checkbox"/>	<input checked="" type="checkbox"/>	
e) Sample type indicated (grab/composite)?	<input checked="" type="checkbox"/>	<input type="checkbox"/>	<input type="checkbox"/>	Grab
f) Field QC noted?	<input checked="" type="checkbox"/>	<input type="checkbox"/>	<input type="checkbox"/>	
g) Field parameters collected (note types)?	<input checked="" type="checkbox"/>	<input type="checkbox"/>	<input type="checkbox"/>	pH, Cond, Turb, Temp, DO, ORP, Flow, DTW
h) Field Calibration within control limits?	<input checked="" type="checkbox"/>	<input type="checkbox"/>	<input type="checkbox"/>	
i) Notations of unacceptable field conditions/performance from field logs or field notes?	<input type="checkbox"/>	<input checked="" type="checkbox"/>	<input type="checkbox"/>	
j) Does the laboratory narrative indicate deficiencies?	<input type="checkbox"/>	<input type="checkbox"/>	<input checked="" type="checkbox"/>	
Note Deficiencies: _____				

Chain-of-Custody (COC)	YES	NO	NA	COMMENTS
a) Was the COC properly completed?	<input checked="" type="checkbox"/>	<input type="checkbox"/>	<input type="checkbox"/>	
b) Was the COC signed by both field and laboratory personnel?	<input checked="" type="checkbox"/>	<input type="checkbox"/>	<input type="checkbox"/>	
c) Were samples received in good condition?	<input checked="" type="checkbox"/>	<input type="checkbox"/>	<input type="checkbox"/>	

General (reference QAPP or Method)	YES	NO	NA	COMMENTS
a) Were hold times met for sample pretreatment?	<input type="checkbox"/>	<input type="checkbox"/>	<input checked="" type="checkbox"/>	
b) Were hold times met for sample analysis?	<input type="checkbox"/>	<input checked="" type="checkbox"/>	<input type="checkbox"/>	pH
c) Were the correct preservatives used?	<input checked="" type="checkbox"/>	<input type="checkbox"/>	<input type="checkbox"/>	
d) Was the correct method used?	<input checked="" type="checkbox"/>	<input type="checkbox"/>	<input type="checkbox"/>	
e) Were appropriate reporting limits achieved?	<input checked="" type="checkbox"/>	<input type="checkbox"/>	<input type="checkbox"/>	
f) Were any sample dilutions noted?	<input checked="" type="checkbox"/>	<input type="checkbox"/>	<input type="checkbox"/>	Sulfate
g) Were any matrix problems noted?	<input checked="" type="checkbox"/>	<input type="checkbox"/>	<input type="checkbox"/>	Hg

QA LEVEL II - INORGANIC DATA EVALUATION CHECKLIST

Blanks	YES	NO	NA	COMMENTS
a) Were analytes detected in the method blank(s)?	<input checked="" type="checkbox"/>	<input checked="" type="checkbox"/>	<input type="checkbox"/>	<u>Ca, Mo</u>
b) Were analytes detected in the field blank(s)?	<input checked="" type="checkbox"/>	<input type="checkbox"/>	<input type="checkbox"/>	<u>Ca(21.3), Cr(0.86), TDS(12)</u>
c) Were analytes detected in the equipment blank(s)?	<input type="checkbox"/>	<input type="checkbox"/>	<input checked="" type="checkbox"/>	_____
d) Were analytes detected in the trip blank(s)?	<input type="checkbox"/>	<input type="checkbox"/>	<input checked="" type="checkbox"/>	_____

Laboratory Control Sample (LCS)	YES	NO	NA	COMMENTS
a) Was a LCS analyzed once per SDG?	<input checked="" type="checkbox"/>	<input type="checkbox"/>	<input type="checkbox"/>	_____
b) Were the proper analytes included in the LCS?	<input checked="" type="checkbox"/>	<input type="checkbox"/>	<input type="checkbox"/>	_____
c) Was the LCS accuracy criteria met?	<input checked="" type="checkbox"/>	<input type="checkbox"/>	<input type="checkbox"/>	_____

Duplicates	YES	NO	NA	COMMENTS
a) Were field duplicates collected (note original and duplicate sample names)?	<input checked="" type="checkbox"/>	<input type="checkbox"/>	<input type="checkbox"/>	<u>Dup-1@ MW-26</u>
b) Were field dup. precision criteria met (note RPD)?	<input type="checkbox"/>	<input checked="" type="checkbox"/>	<input type="checkbox"/>	<u>FB-1@ TMW-3</u>
c) Were lab duplicates analyzed (note original and duplicate samples)?	<input checked="" type="checkbox"/>	<input type="checkbox"/>	<input type="checkbox"/>	<u>Mo(68), Cr(20.8)</u>
d) Were lab dup. precision criteria met (note RPD)?	<input checked="" type="checkbox"/>	<input type="checkbox"/>	<input type="checkbox"/>	<u>TDS, pH</u>
				<u>TDS(2)</u>

Blind Standards	YES	NO	NA	COMMENTS
a) Was a blind standard used (indicate name, analytes included and concentrations)?	<input type="checkbox"/>	<input type="checkbox"/>	<input checked="" type="checkbox"/>	_____
b) Was the %D within control limits?	<input type="checkbox"/>	<input type="checkbox"/>	<input checked="" type="checkbox"/>	_____

Matrix Spike/Matrix Spike Duplicate (MS/MSD)	YES	NO	NA	COMMENTS
a) Was MS accuracy criteria met?	<input type="checkbox"/>	<input checked="" type="checkbox"/>	<input type="checkbox"/>	<u>Hg(129)</u>
Recovery could not be calculated since sample contained high concentration of analyte?	<input type="checkbox"/>	<input type="checkbox"/>	<input checked="" type="checkbox"/>	_____
b) Was MSD accuracy criteria met?	<input checked="" type="checkbox"/>	<input type="checkbox"/>	<input type="checkbox"/>	_____
Recovery could not be calculated since sample contained high concentration of analyte?	<input type="checkbox"/>	<input type="checkbox"/>	<input checked="" type="checkbox"/>	_____
c) Were MS/MSD precision criteria met?	<input checked="" type="checkbox"/>	<input checked="" type="checkbox"/>	<input type="checkbox"/>	<u>Hg(22)</u>

Comments/Notes:
L-UWL-DUP-1 was not analyzed for EPA 300.0: Sulfate, Chloride, Fluoride



MEMORANDUM

Date: June 1, 2017
To: Project File
From: Tommy Goodwin
cc: Amanda Derhake, Jeff Ingram
Project No.: 1531406
Project: Ameren
Email:
RE: DATA VALIDATION SUMMARY, LABADIE ENERGY CENTER – LCL1 - E.5

The following is a summary of instances where quality control criteria in the functional guidelines were not met and data qualification was required:

- Analysis of pH for all samples was initiated outside of the 15 minute EPA required holding time. Field measurements of pH were taken at the time of sample collection.
- Calcium, Chloride, and Sulfate recovery was outside the criteria for MS. Boron recovery was outside the criteria for MSD. Data was not qualified on MS/MSD data alone.
- Reported results with high levels of non-target analytes or other matrix interference were analyzed at dilution and qualified as dilution (D).
- When a compound was detected in a blank (i.e. method, field, rinsate), and the sample results were greater than the MDL and less than the PQL the results were recorded at the PQL value and qualified as non-detects (U). If the sample results were greater than the PQL, but less than 5 times the blank detection result, the detections were recorded at the result value and qualified as non-detects (U).

QA LEVEL II - INORGANIC DATA EVALUATION CHECKLIST

Company Name: Golder Associates
 Project Name: Ameren-Labadie - LCL1 - ES
 Reviewer: T Goodwin

Project Manager: J Ingram
 Project Number: 1531406.0001C
 Validation Date: 6/1/17

Laboratory: Pace Analytical SDG #: 60232361
 Analytical Method (type and no.): Metals 200.7&200.8, Hg 7470, TDS 2540C, pH 4500H+, Anions 300.0, Rads 903.1&904.0
 Matrix: Air Soil/Sed. Water Waste
 Sample Names L-TMW-1, L-TMW-2, L-TMW-3, L-MW-26, L-UWL-DUP-1, L-UWL-FB-1, L-TMW- 3 MS, L-TMW- 3 MSD
L-BWW-1S, L-BWW-2S

NOTE: Please provide calculation in Comment areas or on the back (if on the back please indicate in comment areas).

Field Information	YES	NO	NA	COMMENTS
a) Sampling dates noted?	<input checked="" type="checkbox"/>	<input type="checkbox"/>	<input type="checkbox"/>	
b) Sampling team indicated?	<input checked="" type="checkbox"/>	<input type="checkbox"/>	<input type="checkbox"/>	
c) Sample location noted?	<input checked="" type="checkbox"/>	<input type="checkbox"/>	<input type="checkbox"/>	
d) Sample depth indicated (Soils)?	<input type="checkbox"/>	<input type="checkbox"/>	<input checked="" type="checkbox"/>	
e) Sample type indicated (grab/composite)?	<input checked="" type="checkbox"/>	<input type="checkbox"/>	<input type="checkbox"/>	Grab
f) Field QC noted?	<input checked="" type="checkbox"/>	<input type="checkbox"/>	<input type="checkbox"/>	
g) Field parameters collected (note types)?	<input checked="" type="checkbox"/>	<input type="checkbox"/>	<input type="checkbox"/>	pH, Cond, Turb, Temp, DO, ORP, Flow, DTW
h) Field Calibration within control limits?	<input checked="" type="checkbox"/>	<input type="checkbox"/>	<input type="checkbox"/>	
i) Notations of unacceptable field conditions/performance from field logs or field notes?	<input type="checkbox"/>	<input checked="" type="checkbox"/>	<input type="checkbox"/>	
j) Does the laboratory narrative indicate deficiencies?	<input type="checkbox"/>	<input type="checkbox"/>	<input checked="" type="checkbox"/>	
Note Deficiencies: _____				

Chain-of-Custody (COC)	YES	NO	NA	COMMENTS
a) Was the COC properly completed?	<input checked="" type="checkbox"/>	<input type="checkbox"/>	<input type="checkbox"/>	
b) Was the COC signed by both field and laboratory personnel?	<input checked="" type="checkbox"/>	<input type="checkbox"/>	<input type="checkbox"/>	
c) Were samples received in good condition?	<input type="checkbox"/>	<input type="checkbox"/>	<input type="checkbox"/>	

General (reference QAPP or Method)	YES	NO	NA	COMMENTS
a) Were hold times met for sample pretreatment?	<input type="checkbox"/>	<input type="checkbox"/>	<input checked="" type="checkbox"/>	
b) Were hold times met for sample analysis?	<input type="checkbox"/>	<input checked="" type="checkbox"/>	<input type="checkbox"/>	pH
c) Were the correct preservatives used?	<input checked="" type="checkbox"/>	<input type="checkbox"/>	<input type="checkbox"/>	
d) Was the correct method used?	<input checked="" type="checkbox"/>	<input type="checkbox"/>	<input type="checkbox"/>	
e) Were appropriate reporting limits achieved?	<input checked="" type="checkbox"/>	<input type="checkbox"/>	<input type="checkbox"/>	
f) Were any sample dilutions noted?	<input checked="" type="checkbox"/>	<input type="checkbox"/>	<input type="checkbox"/>	Sulfate
g) Were any matrix problems noted?	<input checked="" type="checkbox"/>	<input type="checkbox"/>	<input type="checkbox"/>	B, C

QA LEVEL II - INORGANIC DATA EVALUATION CHECKLIST

Blanks	YES	NO	NA	COMMENTS
a) Were analytes detected in the method blank(s)?	<input checked="" type="checkbox"/>	<input type="checkbox"/>	<input type="checkbox"/>	<u>Ba(0.74), Cu(0.55), Mo(0.53), Sb(0.18), As(0.13), Cd(</u>
b) Were analytes detected in the field blank(s)?	<input checked="" type="checkbox"/>	<input type="checkbox"/>	<input type="checkbox"/>	<u>Cu(32.3), Sb(0.18), As(0.12), Cd(0.047),</u>
c) Were analytes detected in the equipment blank(s)?	<input type="checkbox"/>	<input type="checkbox"/>	<input checked="" type="checkbox"/>	_____
d) Were analytes detected in the trip blank(s)?	<input type="checkbox"/>	<input type="checkbox"/>	<input checked="" type="checkbox"/>	_____

Laboratory Control Sample (LCS)	YES	NO	NA	COMMENTS
a) Was a LCS analyzed once per SDG?	<input checked="" type="checkbox"/>	<input type="checkbox"/>	<input type="checkbox"/>	_____
b) Were the proper analytes included in the LCS?	<input checked="" type="checkbox"/>	<input type="checkbox"/>	<input type="checkbox"/>	_____
c) Was the LCS accuracy criteria met?	<input checked="" type="checkbox"/>	<input type="checkbox"/>	<input type="checkbox"/>	_____

Duplicates	YES	NO	NA	COMMENTS
a) Were field duplicates collected (note original and duplicate sample names)?	<input checked="" type="checkbox"/>	<input type="checkbox"/>	<input type="checkbox"/>	<u>Dup-1@ MW-26</u>
	<input checked="" type="checkbox"/>	<input type="checkbox"/>	<input type="checkbox"/>	<u>FB-1@ TMW-1</u>
b) Were field dup. precision criteria met (note RPD)?	<input type="checkbox"/>	<input checked="" type="checkbox"/>	<input type="checkbox"/>	<u>Mo (27.5), Cd(62.1)</u>
c) Were lab duplicates analyzed (note original and duplicate samples)?	<input checked="" type="checkbox"/>	<input type="checkbox"/>	<input type="checkbox"/>	<u>pH, TDS</u>
d) Were lab dup. precision criteria met (note RPD)?	<input type="checkbox"/>	<input checked="" type="checkbox"/>	<input type="checkbox"/>	<u>TDS (18)</u>

Blind Standards	YES	NO	NA	COMMENTS
a) Was a blind standard used (indicate name, analytes included and concentrations)?	<input type="checkbox"/>	<input type="checkbox"/>	<input checked="" type="checkbox"/>	_____
b) Was the %D within control limits?	<input type="checkbox"/>	<input type="checkbox"/>	<input checked="" type="checkbox"/>	_____

Matrix Spike/Matrix Spike Duplicate (MS/MSD)	YES	NO	NA	COMMENTS
a) Was MS accuracy criteria met?	<input type="checkbox"/>	<input checked="" type="checkbox"/>	<input type="checkbox"/>	<u>Cu(136), chloride(121), sulfate(130)</u>
Recovery could not be calculated since sample contained high concentration of analyte?	<input type="checkbox"/>	<input type="checkbox"/>	<input checked="" type="checkbox"/>	_____
b) Was MSD accuracy criteria met?	<input type="checkbox"/>	<input checked="" type="checkbox"/>	<input type="checkbox"/>	<u>B(58)</u>
Recovery could not be calculated since sample contained high concentration of analyte?	<input type="checkbox"/>	<input type="checkbox"/>	<input checked="" type="checkbox"/>	_____
c) Were MS/MSD precision criteria met?	<input checked="" type="checkbox"/>	<input type="checkbox"/>	<input type="checkbox"/>	_____

Comments/Notes:

QA LEVEL II - INORGANIC DATA EVALUATION CHECKLIST

Data Qualification:

Sample Name	Constituent(s)	Result	Qualifier	Reason
✓ L-TMW-1	Sulfate	38.4	D	Result had a Dilution Factor (DF) of 2
✓	Molybdenum (Mo)	20.0	U	Detected in Method Blank (MB); PQL > Result > MDL
✓	Antimony (Sb)	1.0	U	
✓	Cadmium (Cd)	0.50	U	
✓	Arsenic (As)	1.6	U	Field Blank (FB) + MB Result > PQL
✓ L-TMW-2	Mo	20.0	U	MB : PQL > Result > MDL
✓	Sb	1.0	U	
✓	As	1.0	U	
✓	Cd	0.50	U	
✓	Sulfate	88.9	D	Result had a DF of 5
✓ L-TMW-3	Sulfate	89.9	D	" 10
✓	Mo	20.0	U	Detected in MB; PQL > Result > MDL
✓	Sb	1.0	U	
✓	Cd	0.50	U	
✓ L-MW-26	Mo	20.0	U	
✓	Sb	1.0	U	
✓	As	1.0	U	
✓	Cd	0.50	U	
✓	Sulfate	24.7	D	Result had a DF of 2
✓ L-UWL-DUP-1	Sulfate	26.0	D	" 2
✓	Mo	20.0	U	Detected in MB; PQL > Result > MDL
✓	Sb	1.0	U	
✓	As	1.0	U	
✓	Cd	0.50	U	
✓ L-UWL-FB-1	Calcium (Ca)	100	U	
✓	Sb	1.0	U	

Signature: Tommy J. Booth Jr.

Date: 6/1/17

QA LEVEL II - INORGANIC DATA EVALUATION CHECKLIST

Data Qualification:

Sample Name	Constituent(s)	Result	Qualifier	Reason
HUWL-FB-1	As	1.0	U	MB; PQL > Result > MDL
L	Cd	0.50	U	L I
L-BMW-15	Sulfate	43.1	D	DF of 5
L-BMW-25	Mo	20.0	U	MB; PQL > Result > MDL

Signature: Tommy J. Good

Date: 6/1/2017



MEMORANDUM

Date: June 2, 2017
To: Project File
From: Tommy Goodwin
cc: Amanda Derhake, Jeff Ingram
Project No.: 1531406
Project: Ameren
Email:
RE: DATA VALIDATION SUMMARY, LABADIE ENERGY CENTER – LCL1 - E.6

The following is a summary of instances where quality control criteria in the functional guidelines were not met and data qualification was required:

- Analysis of pH for all samples was initiated outside of the 15 minute EPA required holding time. Field measurements of pH were taken at the time of sample collection.
- Calcium recovery was outside the criteria for MS. Radium-228 recovery was outside the criteria for MSD. Data was not qualified on MS/MSD data alone.
- Reported results with high levels of non-target analytes or other matrix interference were analyzed at dilution and qualified as dilution (D).
- When a compound was detected in a blank (i.e. method, field, rinsate), and the sample results were greater than the MDL and less than the PQL the results were recorded at the PQL value and qualified as non-detects (U).
- When a duplicate (i.e. field, sample) RPD was not met, associated samples were qualified as estimates (J). If the results were less than the method detection limit or detected in a blank the results were qualified as non-detects and estimates (UJ).

QA LEVEL II - INORGANIC DATA EVALUATION CHECKLIST

Company Name: Golder Associates
 Project Name: Ameren-Labadie - 2621 - E6
 Reviewer: T Goodwin

Project Manager: J Ingram
 Project Number: 1531406.0001C
 Validation Date: 6/3/17

Laboratory: Pace Analytical SDG #: 60236163
 Analytical Method (type and no.): Metals 200.7&200.8, Hg 7470, TDS 2540C, pH 4500H+, Anions 300.0, Rads 903.1&904.0
 Matrix: Air Soil/Sed. Water Waste
 Sample Names L-TMW-1, L-TMW-2, L-TMW-3, L-MW-26, L-UWL-DUP-1, L-UWL-FB-1, L-TMW- 3 MS, L-TMW- 3 MSD
L-BMW-1S, L-BMW-2S

NOTE: Please provide calculation in Comment areas or on the back (if on the back please indicate in comment areas).

Field Information	YES	NO	NA	COMMENTS
a) Sampling dates noted?	<input checked="" type="checkbox"/>	<input type="checkbox"/>	<input type="checkbox"/>	
b) Sampling team indicated?	<input checked="" type="checkbox"/>	<input type="checkbox"/>	<input type="checkbox"/>	
c) Sample location noted?	<input checked="" type="checkbox"/>	<input type="checkbox"/>	<input type="checkbox"/>	
d) Sample depth indicated (Soils)?	<input type="checkbox"/>	<input type="checkbox"/>	<input checked="" type="checkbox"/>	
e) Sample type indicated (grab/composite)?	<input checked="" type="checkbox"/>	<input type="checkbox"/>	<input type="checkbox"/>	Grab
f) Field QC noted?	<input checked="" type="checkbox"/>	<input type="checkbox"/>	<input type="checkbox"/>	
g) Field parameters collected (note types)?	<input checked="" type="checkbox"/>	<input type="checkbox"/>	<input type="checkbox"/>	pH, Cond, Turb, Temp, DO, ORP, Flow, DTW
h) Field Calibration within control limits?	<input checked="" type="checkbox"/>	<input type="checkbox"/>	<input type="checkbox"/>	
i) Notations of unacceptable field conditions/performances from field logs or field notes?	<input type="checkbox"/>	<input checked="" type="checkbox"/>	<input type="checkbox"/>	
j) Does the laboratory narrative indicate deficiencies?	<input type="checkbox"/>	<input type="checkbox"/>	<input checked="" type="checkbox"/>	
Note Deficiencies: _____				

Chain-of-Custody (COC)	YES	NO	NA	COMMENTS
a) Was the COC properly completed?	<input checked="" type="checkbox"/>	<input type="checkbox"/>	<input type="checkbox"/>	
b) Was the COC signed by both field and laboratory personnel?	<input checked="" type="checkbox"/>	<input type="checkbox"/>	<input type="checkbox"/>	
c) Were samples received in good condition?	<input checked="" type="checkbox"/>	<input type="checkbox"/>	<input type="checkbox"/>	

General (reference QAPP or Method)	YES	NO	NA	COMMENTS
a) Were hold times met for sample pretreatment?	<input type="checkbox"/>	<input type="checkbox"/>	<input checked="" type="checkbox"/>	
b) Were hold times met for sample analysis?	<input type="checkbox"/>	<input checked="" type="checkbox"/>	<input type="checkbox"/>	pH
c) Were the correct preservatives used?	<input checked="" type="checkbox"/>	<input type="checkbox"/>	<input type="checkbox"/>	
d) Was the correct method used?	<input checked="" type="checkbox"/>	<input type="checkbox"/>	<input type="checkbox"/>	
e) Were appropriate reporting limits achieved?	<input checked="" type="checkbox"/>	<input type="checkbox"/>	<input type="checkbox"/>	
f) Were any sample dilutions noted?	<input checked="" type="checkbox"/>	<input type="checkbox"/>	<input type="checkbox"/>	Sulfate
g) Were any matrix problems noted?	<input checked="" type="checkbox"/>	<input type="checkbox"/>	<input type="checkbox"/>	Ca, Ra-228

QA LEVEL II - INORGANIC DATA EVALUATION CHECKLIST

Blanks	YES	NO	NA	COMMENTS
a) Were analytes detected in the method blank(s)?	<input checked="" type="checkbox"/>	<input type="checkbox"/>	<input type="checkbox"/>	<u>Ca(14.3), Cr(0.27), Sulfate(0.29)</u>
b) Were analytes detected in the field blank(s)?	<input checked="" type="checkbox"/>	<input type="checkbox"/>	<input type="checkbox"/>	<u>Ca(21.8), Cr(0.79),</u>
c) Were analytes detected in the equipment blank(s)?	<input type="checkbox"/>	<input type="checkbox"/>	<input checked="" type="checkbox"/>	_____
d) Were analytes detected in the trip blank(s)?	<input type="checkbox"/>	<input type="checkbox"/>	<input checked="" type="checkbox"/>	_____

Laboratory Control Sample (LCS)	YES	NO	NA	COMMENTS
a) Was a LCS analyzed once per SDG?	<input checked="" type="checkbox"/>	<input type="checkbox"/>	<input type="checkbox"/>	_____
b) Were the proper analytes included in the LCS?	<input checked="" type="checkbox"/>	<input type="checkbox"/>	<input type="checkbox"/>	_____
c) Was the LCS accuracy criteria met?	<input checked="" type="checkbox"/>	<input type="checkbox"/>	<input type="checkbox"/>	_____

Duplicates	YES	NO	NA	COMMENTS
a) Were field duplicates collected (note original and duplicate sample names)?	<input checked="" type="checkbox"/>	<input type="checkbox"/>	<input type="checkbox"/>	<u>Dup-1@ MW-26</u>
	<input checked="" type="checkbox"/>	<input type="checkbox"/>	<input type="checkbox"/>	<u>FB-1@ MW-1</u>
b) Were field dup. precision criteria met (note RPD)?	<input type="checkbox"/>	<input checked="" type="checkbox"/>	<input type="checkbox"/>	<u>As(200), Cd(24)</u>
c) Were lab duplicates analyzed (note original and duplicate samples)?	<input checked="" type="checkbox"/>	<input type="checkbox"/>	<input type="checkbox"/>	<u>TDS, pH</u>
d) Were lab dup. precision criteria met (note RPD)?	<input checked="" type="checkbox"/>	<input type="checkbox"/>	<input type="checkbox"/>	<u>TDS(2)</u>

Blind Standards	YES	NO	NA	COMMENTS
a) Was a blind standard used (indicate name, analytes included and concentrations)?	<input type="checkbox"/>	<input type="checkbox"/>	<input checked="" type="checkbox"/>	_____
b) Was the %D within control limits?	<input type="checkbox"/>	<input type="checkbox"/>	<input checked="" type="checkbox"/>	_____

Matrix Spike/Matrix Spike Duplicate (MS/MSD)	YES	NO	NA	COMMENTS
a) Was MS accuracy criteria met?	<input type="checkbox"/>	<input checked="" type="checkbox"/>	<input type="checkbox"/>	<u>Ca(61)</u>
Recovery could not be calculated since sample contained high concentration of analyte?	<input type="checkbox"/>	<input type="checkbox"/>	<input checked="" type="checkbox"/>	_____
b) Was MSD accuracy criteria met?	<input checked="" type="checkbox"/>	<input checked="" type="checkbox"/>	<input type="checkbox"/>	<u>R-228(144)</u>
Recovery could not be calculated since sample contained high concentration of analyte?	<input type="checkbox"/>	<input type="checkbox"/>	<input checked="" type="checkbox"/>	_____
c) Were MS/MSD precision criteria met?	<input checked="" type="checkbox"/>	<input type="checkbox"/>	<input type="checkbox"/>	_____

Comments/Notes:



MEMORANDUM

Date: June 2, 2017
To: Project File
From: Tommy Goodwin
cc: Amanda Derhake, Jeff Ingram
Project No.: 1531406
Project: Ameren
Email:
RE: DATA VALIDATION SUMMARY, LABADIE ENERGY CENTER – LCL1 - E.7

The following is a summary of instances where quality control criteria in the functional guidelines were not met and data qualification was required:

- Analysis of pH for all samples was initiated outside of the 15 minute EPA required holding time. Field measurements of pH were taken at the time of sample collection.
- Calcium recovery was outside the criteria for MS. Data was not qualified on MS/MSD data alone.
- Reported results with high levels of non-target analytes or other matrix interference were analyzed at dilution and qualified as dilution (D).
- When a compound was detected in a blank (i.e. method, field, rinsate), and the sample results were greater than the MDL and less than the PQL the results were recorded at the PQL value and qualified as non-detects (U).
- When a duplicate (i.e. field, sample) RPD was not met, associated samples were qualified as estimates (J). If the results were less than the method detection limit or detected in a blank the results were qualified as non-detects and estimates (UJ).

QA LEVEL II - INORGANIC DATA EVALUATION CHECKLIST

Company Name: Golder Associates
 Project Name: Ameren-Labadie - LCL1 - F7
 Reviewer: T Goodwin

Project Manager: J Ingram
 Project Number: 1531406.0001C
 Validation Date: 6/2/17

Laboratory: Pace Analytical SDG #: 60239003
 Analytical Method (type and no.): Metals 200.7&200.8, Hg 7470, TDS 2540C, pH 4500H+, Anions 300.0, Rads 903.1&904.0
 Matrix: Air Soil/Sed. Water Waste
 Sample Names L-TMW-1, L-TMW-2, L-TMW-3, L-MW-26, L-UWL-DUP-1, L-UWL-FB-1, L-TMW- 3 MS, L-TMW- 3 MSD
L-BMW-1S, L-BMW-2S

NOTE: Please provide calculation in Comment areas or on the back (if on the back please indicate in comment areas).

Field Information	YES	NO	NA	COMMENTS
a) Sampling dates noted?	<input checked="" type="checkbox"/>	<input type="checkbox"/>	<input type="checkbox"/>	
b) Sampling team indicated?	<input checked="" type="checkbox"/>	<input type="checkbox"/>	<input type="checkbox"/>	
c) Sample location noted?	<input checked="" type="checkbox"/>	<input type="checkbox"/>	<input type="checkbox"/>	
d) Sample depth indicated (Soils)?	<input type="checkbox"/>	<input type="checkbox"/>	<input checked="" type="checkbox"/>	
e) Sample type indicated (grab/composite)?	<input checked="" type="checkbox"/>	<input type="checkbox"/>	<input type="checkbox"/>	Grab
f) Field QC noted?	<input checked="" type="checkbox"/>	<input type="checkbox"/>	<input type="checkbox"/>	
g) Field parameters collected (note types)?	<input checked="" type="checkbox"/>	<input type="checkbox"/>	<input type="checkbox"/>	pH, Cond, Turb, Temp, DO, ORP, Flow, DTW
h) Field Calibration within control limits?	<input checked="" type="checkbox"/>	<input type="checkbox"/>	<input type="checkbox"/>	
i) Notations of unacceptable field conditions/performance from field logs or field notes?	<input type="checkbox"/>	<input checked="" type="checkbox"/>	<input type="checkbox"/>	
j) Does the laboratory narrative indicate deficiencies?	<input type="checkbox"/>	<input type="checkbox"/>	<input checked="" type="checkbox"/>	
Note Deficiencies: _____				

Chain-of-Custody (COC)	YES	NO	NA	COMMENTS
a) Was the COC properly completed?	<input checked="" type="checkbox"/>	<input type="checkbox"/>	<input type="checkbox"/>	
b) Was the COC signed by both field and laboratory personnel?	<input checked="" type="checkbox"/>	<input type="checkbox"/>	<input type="checkbox"/>	
c) Were samples received in good condition?	<input checked="" type="checkbox"/>	<input type="checkbox"/>	<input type="checkbox"/>	

General (reference QAPP or Method)	YES	NO	NA	COMMENTS
a) Were hold times met for sample pretreatment?	<input type="checkbox"/>	<input type="checkbox"/>	<input checked="" type="checkbox"/>	
b) Were hold times met for sample analysis?	<input type="checkbox"/>	<input checked="" type="checkbox"/>	<input type="checkbox"/>	pH
c) Were the correct preservatives used?	<input checked="" type="checkbox"/>	<input type="checkbox"/>	<input type="checkbox"/>	
d) Was the correct method used?	<input checked="" type="checkbox"/>	<input type="checkbox"/>	<input type="checkbox"/>	
e) Were appropriate reporting limits achieved?	<input checked="" type="checkbox"/>	<input type="checkbox"/>	<input type="checkbox"/>	
f) Were any sample dilutions noted?	<input checked="" type="checkbox"/>	<input type="checkbox"/>	<input type="checkbox"/>	Sulfate
g) Were any matrix problems noted?	<input checked="" type="checkbox"/>	<input type="checkbox"/>	<input type="checkbox"/>	Ca

QA LEVEL II - INORGANIC DATA EVALUATION CHECKLIST

Blanks	YES	NO	NA	COMMENTS
a) Were analytes detected in the method blank(s)?	<input checked="" type="checkbox"/>	<input type="checkbox"/>	<input type="checkbox"/>	<u>Be(0.35), As(0.078), Cr(0.14)</u>
b) Were analytes detected in the field blank(s)?	<input checked="" type="checkbox"/>	<input type="checkbox"/>	<input type="checkbox"/>	<u>Be(0.17), Cd(4.3), Cr(1.7)</u>
c) Were analytes detected in the equipment blank(s)?	<input type="checkbox"/>	<input type="checkbox"/>	<input checked="" type="checkbox"/>	
d) Were analytes detected in the trip blank(s)?	<input type="checkbox"/>	<input type="checkbox"/>	<input checked="" type="checkbox"/>	

Laboratory Control Sample (LCS)	YES	NO	NA	COMMENTS
a) Was a LCS analyzed once per SDG?	<input checked="" type="checkbox"/>	<input type="checkbox"/>	<input type="checkbox"/>	
b) Were the proper analytes included in the LCS?	<input checked="" type="checkbox"/>	<input type="checkbox"/>	<input type="checkbox"/>	
c) Was the LCS accuracy criteria met?	<input checked="" type="checkbox"/>	<input type="checkbox"/>	<input type="checkbox"/>	

Duplicates	YES	NO	NA	COMMENTS
a) Were field duplicates collected (note original and duplicate sample names)?	<input checked="" type="checkbox"/>	<input type="checkbox"/>	<input type="checkbox"/>	<u>Dup-1@ TMW-2</u>
	<input checked="" type="checkbox"/>	<input type="checkbox"/>	<input type="checkbox"/>	<u>FB-1@ MW-26</u>
b) Were field dup. precision criteria met (note RPD)?	<input type="checkbox"/>	<input checked="" type="checkbox"/>	<input type="checkbox"/>	<u>Cd(20.5), Se(200), Be(200)</u>
c) Were lab duplicates analyzed (note original and duplicate samples)?	<input checked="" type="checkbox"/>	<input type="checkbox"/>	<input type="checkbox"/>	<u>TDS, pH</u>
d) Were lab dup. precision criteria met (note RPD)?	<input checked="" type="checkbox"/>	<input type="checkbox"/>	<input type="checkbox"/>	<u>TDS (1)</u>

Blind Standards	YES	NO	NA	COMMENTS
a) Was a blind standard used (indicate name, analytes included and concentrations)?	<input type="checkbox"/>	<input type="checkbox"/>	<input checked="" type="checkbox"/>	
b) Was the %D within control limits?	<input type="checkbox"/>	<input type="checkbox"/>	<input checked="" type="checkbox"/>	

Matrix Spike/Matrix Spike Duplicate (MS/MSD)	YES	NO	NA	COMMENTS
a) Was MS accuracy criteria met?	<input type="checkbox"/>	<input checked="" type="checkbox"/>	<input type="checkbox"/>	<u>Ca(68)</u>
Recovery could not be calculated since sample contained high concentration of analyte?	<input type="checkbox"/>	<input type="checkbox"/>	<input checked="" type="checkbox"/>	
b) Was MSD accuracy criteria met?	<input checked="" type="checkbox"/>	<input type="checkbox"/>	<input type="checkbox"/>	
Recovery could not be calculated since sample contained high concentration of analyte?	<input type="checkbox"/>	<input type="checkbox"/>	<input checked="" type="checkbox"/>	
c) Were MS/MSD precision criteria met?	<input checked="" type="checkbox"/>	<input type="checkbox"/>	<input type="checkbox"/>	

Comments/Notes:

QA LEVEL II - INORGANIC DATA EVALUATION CHECKLIST

Data Qualification:

Sample Name	Constituent(s)	Result	Qualifier	Reason
L-TMW-1	Beryllium (Be)	1.0	U	Detected in Method Blank (MB); PQL > Result > MDL
I	Chromium (Cr)	1.0	U	" "
I	Sulfate	67.2	D	Result had a Dilution Factor (DF) of 5
L-TMW-2	Sulfate	99.8	D	" 10
I	Be	1.0	U	Detected in MB; PQL > Result > MDL
I	Arsenic (As)	1.0	U	I I
I	Cr	1.0	U	I I
L-TMW-3	Cr	1.0	U	I I
"	Sulfate	71.8	D	Result had a DF of 5
L-MW-26	Sulfate	29.6	D	" 2
I	Be	1.0	U	Detected in MB; PQL > Result > MDL
I	As	1.0	U	I I
I	Cr	1.0	U	I I
L-UWL-DUP-1	As	1.0	U	I I
I	Cr	1.0	U	I I
I	Be	0.16	UJ	RPD not met; Result < MDL
I	Se	0.086	UJ	" "
I	Sulfate	98.7	D	Result had a DF of 10
L-UWL-FB-1	Be	1.0	U	Detected in MB; PQL > Result > MDL
L-BMW-15	Sulfate	53.3	D	DF of 5
L-BMW-25	Cr	1.0	U	MB; PQL > Result > MDL
(R)				

Signature: Tommy J. Jordan

Date: 6/2/17



MEMORANDUM

Date: July 6, 2017
To: Project File
From: Tommy Goodwin
cc: Amanda Derhake, Jeff Ingram
Project No.: 1531406
Project: Ameren
Email:
RE: DATA VALIDATION SUMMARY, LABADIE ENERGY CENTER – LCL1 - E.8

The following is a summary of instances where quality control criteria in the functional guidelines were not met and data qualification was required:

- Analysis of pH for all samples was initiated outside of the 15 minute EPA required holding time. Field measurements of pH were taken at the time of sample collection.
- Calcium recovery was outside the criteria for MS. Data was not qualified on MS/MSD data alone.
- Reported results with high levels of non-target analytes or other matrix interference were analyzed at dilution and qualified as dilution (D).
- When a compound was detected in a blank (i.e. method, field, rinsate), and the sample results were greater than the MDL and less than the PQL the results were recorded at the PQL value and qualified as non-detects (U).
- When a duplicate (i.e. field, sample) RPD was not met, associated samples were qualified as estimates (J). If the results were less than the method detection limit or detected in a blank the results were qualified as non-detects and estimates (UJ).

QA LEVEL II - INORGANIC DATA EVALUATION CHECKLIST

Company Name: Golder Associates
 Project Name: Ameren-Labadie-LLI - E8
 Reviewer: T Goodwin

Project Manager: J Ingram
 Project Number: 1531406.0001C
 Validation Date: 7/6/2017

Laboratory: Pace Analytical SDG #: 60245680
 Analytical Method (type and no.): Metals 200.7&200.8, Hg 7470, TDS 2540C, pH 4500H+, Anions 300.0, Rads 903.1&904.0
 Matrix: Air Soil/Sed. Water Waste
 Sample Names L-TMW-1, L-TMW-2, L-TMW-3, L-MW-26, L-UWL-DUP-1, L-UWL-FB-1, L-TMW- 3 MS, L-TMW- 3 MSD
L-BMW-1S, L-BMW-2S

NOTE: Please provide calculation in Comment areas or on the back (if on the back please indicate in comment areas).

Field Information	YES	NO	NA	COMMENTS
a) Sampling dates noted?	<input checked="" type="checkbox"/>	<input type="checkbox"/>	<input type="checkbox"/>	
b) Sampling team indicated?	<input checked="" type="checkbox"/>	<input type="checkbox"/>	<input type="checkbox"/>	
c) Sample location noted?	<input checked="" type="checkbox"/>	<input type="checkbox"/>	<input type="checkbox"/>	
d) Sample depth indicated (Soils)?	<input type="checkbox"/>	<input type="checkbox"/>	<input checked="" type="checkbox"/>	
e) Sample type indicated (grab/composite)?	<input checked="" type="checkbox"/>	<input type="checkbox"/>	<input type="checkbox"/>	Grab
f) Field QC noted?	<input checked="" type="checkbox"/>	<input type="checkbox"/>	<input type="checkbox"/>	
g) Field parameters collected (note types)?	<input checked="" type="checkbox"/>	<input type="checkbox"/>	<input type="checkbox"/>	pH, Cond, Turb, Temp, DO, ORP, Flow, DTW
h) Field Calibration within control limits?	<input checked="" type="checkbox"/>	<input type="checkbox"/>	<input type="checkbox"/>	
i) Notations of unacceptable field conditions/performances from field logs or field notes?	<input type="checkbox"/>	<input checked="" type="checkbox"/>	<input type="checkbox"/>	
j) Does the laboratory narrative indicate deficiencies?	<input type="checkbox"/>	<input type="checkbox"/>	<input checked="" type="checkbox"/>	
Note Deficiencies: _____				

Chain-of-Custody (COC)	YES	NO	NA	COMMENTS
a) Was the COC properly completed?	<input checked="" type="checkbox"/>	<input type="checkbox"/>	<input type="checkbox"/>	
b) Was the COC signed by both field and laboratory personnel?	<input checked="" type="checkbox"/>	<input type="checkbox"/>	<input type="checkbox"/>	
c) Were samples received in good condition?	<input checked="" type="checkbox"/>	<input type="checkbox"/>	<input type="checkbox"/>	

General (reference QAPP or Method)	YES	NO	NA	COMMENTS
a) Were hold times met for sample pretreatment?	<input type="checkbox"/>	<input type="checkbox"/>	<input checked="" type="checkbox"/>	
b) Were hold times met for sample analysis?	<input type="checkbox"/>	<input checked="" type="checkbox"/>	<input type="checkbox"/>	pH
c) Were the correct preservatives used?	<input checked="" type="checkbox"/>	<input type="checkbox"/>	<input type="checkbox"/>	
d) Was the correct method used?	<input checked="" type="checkbox"/>	<input type="checkbox"/>	<input type="checkbox"/>	
e) Were appropriate reporting limits achieved?	<input checked="" type="checkbox"/>	<input type="checkbox"/>	<input type="checkbox"/>	
f) Were any sample dilutions noted?	<input checked="" type="checkbox"/>	<input type="checkbox"/>	<input type="checkbox"/>	Sulfate
g) Were any matrix problems noted?	<input checked="" type="checkbox"/>	<input type="checkbox"/>	<input type="checkbox"/>	Hg (MS+MSDLow), Ca (MSD H ₂ A)

QA LEVEL II - INORGANIC DATA EVALUATION CHECKLIST

Blanks	YES	NO	NA	COMMENTS
a) Were analytes detected in the method blank(s)?	<input checked="" type="checkbox"/>	<input type="checkbox"/>	<input type="checkbox"/>	<u>Ra-226 (1.21 ± 0.533), Hg (0.14), Cu (126), Cr (0.14), Tl (0.04)</u> <u>Cd (38.7), Cr (0.12), Pb (2.4)</u>
b) Were analytes detected in the field blank(s)?	<input checked="" type="checkbox"/>	<input type="checkbox"/>	<input type="checkbox"/>	
c) Were analytes detected in the equipment blank(s)?	<input type="checkbox"/>	<input type="checkbox"/>	<input checked="" type="checkbox"/>	
d) Were analytes detected in the trip blank(s)?	<input type="checkbox"/>	<input type="checkbox"/>	<input checked="" type="checkbox"/>	

Laboratory Control Sample (LCS)	YES	NO	NA	COMMENTS
a) Was a LCS analyzed once per SDG?	<input checked="" type="checkbox"/>	<input type="checkbox"/>	<input type="checkbox"/>	
b) Were the proper analytes included in the LCS?	<input checked="" type="checkbox"/>	<input type="checkbox"/>	<input type="checkbox"/>	
c) Was the LCS accuracy criteria met?	<input checked="" type="checkbox"/>	<input type="checkbox"/>	<input type="checkbox"/>	

Duplicates	YES	NO	NA	COMMENTS
a) Were field duplicates collected (note original and duplicate sample names)?	<input checked="" type="checkbox"/>	<input type="checkbox"/>	<input type="checkbox"/>	<u>Dup-1@ TMW-2</u> <u>FB-1@ MW-26</u> <u>Sb (28), Cd (27), Cr (20), Tl (28)</u> <u>JDS (1)</u>
b) Were field dup. precision criteria met (note RPD)?	<input type="checkbox"/>	<input checked="" type="checkbox"/>	<input type="checkbox"/>	
c) Were lab duplicates analyzed (note original and duplicate samples)?	<input checked="" type="checkbox"/>	<input type="checkbox"/>	<input type="checkbox"/>	
d) Were lab dup. precision criteria met (note RPD)?	<input checked="" type="checkbox"/>	<input type="checkbox"/>	<input type="checkbox"/>	

Blind Standards	YES	NO	NA	COMMENTS
a) Was a blind standard used (indicate name, analytes included and concentrations)?	<input type="checkbox"/>	<input type="checkbox"/>	<input checked="" type="checkbox"/>	
b) Was the %D within control limits?	<input type="checkbox"/>	<input type="checkbox"/>	<input checked="" type="checkbox"/>	

Matrix Spike/Matrix Spike Duplicate (MS/MSD)	YES	NO	NA	COMMENTS
a) Was MS accuracy criteria met?	<input type="checkbox"/>	<input checked="" type="checkbox"/>	<input type="checkbox"/>	<u>Hg (Low)</u>
Recovery could not be calculated since sample contained high concentration of analyte?	<input type="checkbox"/>	<input type="checkbox"/>	<input checked="" type="checkbox"/>	
b) Was MSD accuracy criteria met?	<input type="checkbox"/>	<input checked="" type="checkbox"/>	<input type="checkbox"/>	<u>Hg (Low), Cu (High)</u>
Recovery could not be calculated since sample contained high concentration of analyte?	<input type="checkbox"/>	<input type="checkbox"/>	<input checked="" type="checkbox"/>	
c) Were MS/MSD precision criteria met?	<input checked="" type="checkbox"/>	<input type="checkbox"/>	<input type="checkbox"/>	

Comments/Notes:



MEMORANDUM

Date: January 03, 2018
To: Project File
From: Tommy Goodwin
cc: Amanda Derhake, Jeff Ingram
Project No.: 1531406
Project: Ameren
Email:
RE: DATA VALIDATION SUMMARY, LABADIE ENERGY CENTER – LCL1 – D.M. NOV.2017

The following is a summary of instances where quality control criteria in the functional guidelines were not met and data qualification was required:

- Reported results with high levels of non-target analytes or other matrix interference were analyzed at dilution and qualified as dilution (D).
- When a compound was detected in a sample result between the MDL and the PQL the results were recorded at the detection value and qualified as estimates (J).
- When a compound was detected in a blank (i.e. method, field, rinsate), and the sample results were greater than the MDL and less than the PQL the results were recorded at the PQL value and qualified as non-detects (U).
- When a duplicate (i.e. field, sample) RPD was not met, associated samples were qualified as estimates (J).

QA LEVEL II - INORGANIC DATA EVALUATION CHECKLIST

Company Name: Golder Associates Project Manager: J Ingram
 Project Name: Ameren-Labadie- LCL1 - D.M. Nov 2017 Project Number: 1531406.0001F
 Reviewer: T Goodwin Validation Date: 1/3/18

Laboratory: Pace Analytical SDG #: 60257953
 Analytical Method (type and no.): Metals 200.7, 2320B Alkalinity, 2540C TDS, 300.0 IC Anions
 Matrix: Air Soil/Sed. Water Waste
 Sample Names L-TMW-1, L-TMW-2, L-TMW-3, L-MW-26, L-BMW-1S, L-BMW-2S, S-LMW-DUP-1, S-LMW-FB-1

NOTE: Please provide calculation in Comment areas or on the back (if on the back please indicate in comment areas).

Field Information	YES	NO	NA	COMMENTS
a) Sampling dates noted?	<input checked="" type="checkbox"/>	<input type="checkbox"/>	<input type="checkbox"/>	
b) Sampling team indicated?	<input checked="" type="checkbox"/>	<input type="checkbox"/>	<input type="checkbox"/>	
c) Sample location noted?	<input checked="" type="checkbox"/>	<input type="checkbox"/>	<input type="checkbox"/>	
d) Sample depth indicated (Soils)?	<input type="checkbox"/>	<input type="checkbox"/>	<input checked="" type="checkbox"/>	
e) Sample type indicated (grab/composite)?	<input checked="" type="checkbox"/>	<input type="checkbox"/>	<input type="checkbox"/>	Grab
f) Field QC noted?	<input checked="" type="checkbox"/>	<input type="checkbox"/>	<input type="checkbox"/>	
g) Field parameters collected (note types)?	<input checked="" type="checkbox"/>	<input type="checkbox"/>	<input type="checkbox"/>	pH, Cond, Turb, Temp, DO, ORP, Flow, DTW
h) Field Calibration within control limits?	<input checked="" type="checkbox"/>	<input type="checkbox"/>	<input type="checkbox"/>	
i) Notations of unacceptable field conditions/performances from field logs or field notes?	<input type="checkbox"/>	<input checked="" type="checkbox"/>	<input type="checkbox"/>	
j) Does the laboratory narrative indicate deficiencies?	<input type="checkbox"/>	<input type="checkbox"/>	<input checked="" type="checkbox"/>	
Note Deficiencies: _____				

Chain-of-Custody (COC)	YES	NO	NA	COMMENTS
a) Was the COC properly completed?	<input checked="" type="checkbox"/>	<input type="checkbox"/>	<input type="checkbox"/>	
b) Was the COC signed by both field and laboratory personnel?	<input checked="" type="checkbox"/>	<input type="checkbox"/>	<input type="checkbox"/>	
c) Were samples received in good condition?	<input checked="" type="checkbox"/>	<input type="checkbox"/>	<input type="checkbox"/>	

General (reference QAPP or Method)	YES	NO	NA	COMMENTS
a) Were hold times met for sample pretreatment?	<input type="checkbox"/>	<input type="checkbox"/>	<input checked="" type="checkbox"/>	
b) Were hold times met for sample analysis?	<input checked="" type="checkbox"/>	<input type="checkbox"/>	<input type="checkbox"/>	
c) Were the correct preservatives used?	<input checked="" type="checkbox"/>	<input type="checkbox"/>	<input type="checkbox"/>	
d) Was the correct method used?	<input checked="" type="checkbox"/>	<input type="checkbox"/>	<input type="checkbox"/>	
e) Were appropriate reporting limits achieved?	<input checked="" type="checkbox"/>	<input type="checkbox"/>	<input type="checkbox"/>	
f) Were any sample dilutions noted?	<input checked="" type="checkbox"/>	<input type="checkbox"/>	<input type="checkbox"/>	chloride, Fluoride
g) Were any matrix problems noted?	<input type="checkbox"/>	<input checked="" type="checkbox"/>	<input type="checkbox"/>	

QA LEVEL II - INORGANIC DATA EVALUATION CHECKLIST

Blanks	YES	NO	NA	COMMENTS
a) Were analytes detected in the method blank(s)?	<input checked="" type="checkbox"/>	<input type="checkbox"/>	<input type="checkbox"/>	⁻⁰¹⁻⁰⁶ B(7.8), ⁻⁰⁹⁻¹⁰ Na(46.0)
b) Were analytes detected in the field blank(s)?	<input checked="" type="checkbox"/>	<input type="checkbox"/>	<input type="checkbox"/>	B(6.6), Alk(10.1)
c) Were analytes detected in the equipment blank(s)?	<input type="checkbox"/>	<input type="checkbox"/>	<input checked="" type="checkbox"/>	
d) Were analytes detected in the trip blank(s)?	<input type="checkbox"/>	<input type="checkbox"/>	<input checked="" type="checkbox"/>	

Laboratory Control Sample (LCS)	YES	NO	NA	COMMENTS
a) Was a LCS analyzed once per SDG?	<input checked="" type="checkbox"/>	<input type="checkbox"/>	<input type="checkbox"/>	
b) Were the proper analytes included in the LCS?	<input checked="" type="checkbox"/>	<input type="checkbox"/>	<input type="checkbox"/>	
c) Was the LCS accuracy criteria met?	<input checked="" type="checkbox"/>	<input type="checkbox"/>	<input type="checkbox"/>	

Duplicates	YES	NO	NA	COMMENTS
a) Were field duplicates collected (note original and duplicate sample names)?	<input checked="" type="checkbox"/>	<input type="checkbox"/>	<input type="checkbox"/>	Dup-1@ L-TMW-3 FB-1@ L-MW-26
b) Were field dup. precision criteria met (note RPD)?	<input type="checkbox"/>	<input checked="" type="checkbox"/>	<input type="checkbox"/>	Alk(46.7), TDS(74.7)
c) Were lab duplicates analyzed (note original and duplicate samples)?	<input checked="" type="checkbox"/>	<input type="checkbox"/>	<input type="checkbox"/>	
d) Were lab dup. precision criteria met (note RPD)?	<input type="checkbox"/>	<input checked="" type="checkbox"/>	<input type="checkbox"/>	TDS(52), Alk(16)

Blind Standards	YES	NO	NA	COMMENTS
a) Was a blind standard used (indicate name, analytes included and concentrations)?	<input type="checkbox"/>	<input type="checkbox"/>	<input checked="" type="checkbox"/>	
b) Was the %D within control limits?	<input type="checkbox"/>	<input type="checkbox"/>	<input checked="" type="checkbox"/>	

Matrix Spike/Matrix Spike Duplicate (MS/MSD)	YES	NO	NA	COMMENTS
a) Was MS accuracy criteria met?	<input checked="" type="checkbox"/>	<input type="checkbox"/>	<input type="checkbox"/>	
Recovery could not be calculated since sample contained high concentration of analyte?	<input type="checkbox"/>	<input type="checkbox"/>	<input checked="" type="checkbox"/>	
b) Was MSD accuracy criteria met?	<input checked="" type="checkbox"/>	<input type="checkbox"/>	<input type="checkbox"/>	
Recovery could not be calculated since sample contained high concentration of analyte?	<input type="checkbox"/>	<input type="checkbox"/>	<input checked="" type="checkbox"/>	
c) Were MS/MSD precision criteria met?	<input checked="" type="checkbox"/>	<input type="checkbox"/>	<input type="checkbox"/>	

Comments/Notes:

QA LEVEL II - INORGANIC DATA EVALUATION CHECKLIST

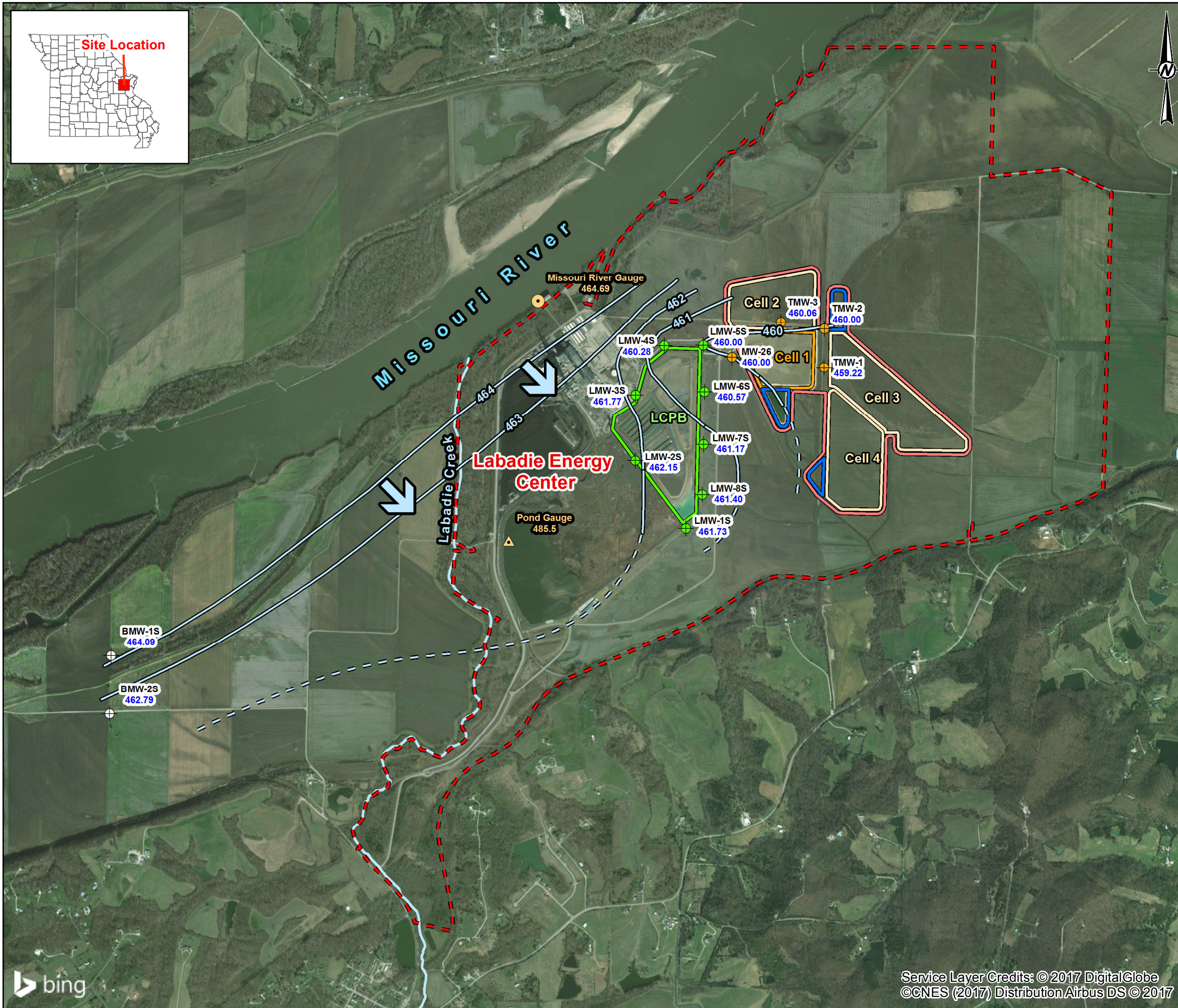
Data Qualification:

Sample Name	Constituent(s)	Result	Qualifier	Reason
L-TMW-1	Sulfate	83.3	D	Result had a dilution factor (DF) of 10
L-TMW-2	⊥	97.1	D	⊥ 10
L-TMW-3	⊥	72.0	D	⊥ 5
⊥	Alkalinity (CaCO ₃)	592	J	RPD exceeded limit; Result > MDL
⊥	TDS	307	J	⊥ ⊥
L-MW-26	Boron (B)	100	U	Detected in method blank (MB); PAL > Result > MDL
⊥	Sulfate	25.4	D	DF of 2
L-UWL-DUP-1	⊥	71.1	D	⊥ 5
⊥	Alkalinity	368	J	RPD exceeded limit; Result > MDL
⊥	TDS	673	J	⊥ ⊥
L-UWL-FB-1	B	100	U	MB; PAL > Result > MDL
L-BMW-15	Sulfate	157	D	DF of 10
L-BMW-25	Chloride	21.2	D	⊥ 2
⊥	Sulfate	246	D	⊥ 20
TG				

Signature: *Tommy [Signature]*

Date: 1/3/2018

APPENDIX C – POTENTIOMETRIC SURFACE MAPS



LEGEND

- Labadie Energy Center Property Boundary
- Utility Waste Landfill (UWL)**
 - Proposed Fence Perimeter
 - Cell LCL1
 - Proposed Stormwater Pond
 - Proposed Future Cell
- Surface Impoundment**
 - LCPB - Fly Ash Surface Impoundment
- Groundwater Elevation Contours**
 - Groundwater Elevation Contour (FT MSL)
 - Inferred Groundwater Elevation Contour (FT MSL)
- Ground/Surface Water Measurement Locations**
 - LCPB Fly Ash Surface Impoundment Monitoring Well
 - Background Monitoring Well
 - UWL Monitoring Well
 - Missouri River Gauge
 - LCPA Bottom Ash Surface Impoundment Gauge
 - Groundwater Flow Direction

NOTES

- ALL LOCATIONS AND BOUNDARIES ARE APPROXIMATE.
- GROUNDWATER ELEVATION MEASUREMENTS OBTAINED BY GOLDER.
- GROUNDWATER MONITORING WELLS (EXCEPT TMW-1 AND MW-26) SURVEYED BY ZAHNER AND ASSOCIATES, INC. ON JANUARY 13 AND FEBRUARY 11, 2016.
- GROUNDWATER MONITORING WELLS TMW-1 AND MW-26 INSTALLED BY RIETZ & JENS, INC. AND SURVEYED BY KDG INC.
- GROUNDWATER ELEVATIONS DISPLAYED IN FT MSL (FEET ABOVE MEAN SEA LEVEL).
- MISSOURI RIVER LEVEL OBTAINED FROM USGS LABADIE GAUGE 06935550.
- POND GAUGE LEVEL OBTAINED ONSITE BY GOLDER.
- THE UWL BOUNDARIES AND DESIGNATIONS ARE BASED ON AMEREN LABADIE CONSTRUCTION PERMIT APPLICATION DRAWINGS.

REFERENCES

- ZAHNER AND ASSOCIATES, INC. 2016. LOT CONSOLIDATION PLAT OF "LABADIE ENERGY CENTER" - PREPARED FOR AMEREN MISSOURI. REVISED JUNE 15, 2016.
- COORDINATE SYSTEM: NAD 1983 STATEPLANE MISSOURI EAST FIPS 2,401 FEET.
- USGS (UNITED STATES GEOLOGICAL SURVEY), NATIONAL WATER INFORMATION SYSTEM, USGS GAUGE 06935550 MISSOURI RIVER NEAR LABADIE, MO.
- REITZ & JENS, INC. 2014. ADDITIONAL GROUND WATER DETECTION MONITORING WELLS INSTALLATION REPORT.

0 5001,000 2,000 3,000 4,000 5,000 6,000 Feet

CLIENT
AMEREN MISSOURI
LABADIE ENERGY CENTER

PROJECT
CCR GROUNDWATER MONITORING PROGRAM

TITLE
**LCL1 POTENTIOMETRIC SURFACE MAP
BACKGROUND EVENT 2 - MAY 3, 2016**

CONSULTANT
Golder Associates

YYYY-MM-DD	2016-05-31
PREPARED	JSI
DESIGN	JSI
REVIEW	JS
APPROVED	MNH

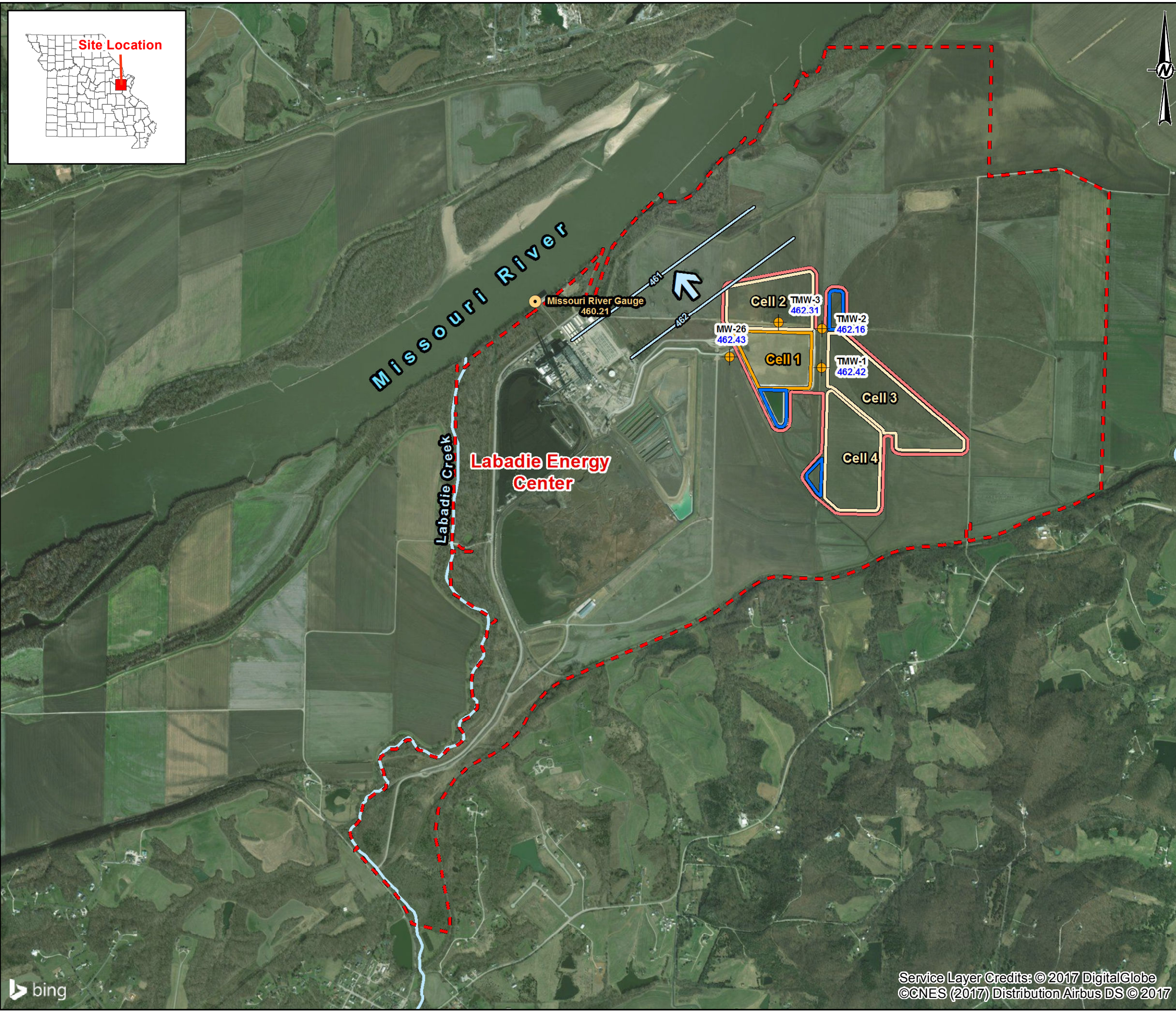
PROJECT No. 153-1406 PHASE 0001C Rev. 0.0 FIGURE P1

Path: G:\Projects\153-1406 - Ameren GW Monitoring Program - MOCPhase 0001 - Labadie Energy\800 - FIGURES\DRAWINGS\PRODUCTION\Map\MapUpdated For Maps\Share\LCL1.mxd



Service Layer Credits: © 2017 DigitalGlobe
©CNES (2017) Distribution Airbus DS © 2017

IF THIS MEASUREMENT DOES NOT MATCH WHAT'S SHOWN, THE SHEET SIZE HAS BEEN MODIFIED FROM 11in



LEGEND

- Labadie Energy Center Property Boundary
- Utility Waste Landfill (UWL)**
- Proposed Fence Perimeter
- Cell LCL1
- Proposed Stormwater Pond
- Proposed Future Cell
- Groundwater Elevation Contours**
- Groundwater Elevation Contour (FT MSL)
- Inferred Groundwater Elevation Contour (FT MSL)
- UWL Monitoring Well
- Missouri River Gauge
- Groundwater Flow Direction

- NOTES**
1. ALL LOCATIONS AND BOUNDARIES ARE APPROXIMATE.
 2. GROUNDWATER ELEVATION MEASUREMENTS OBTAINED BY GOLDER.
 3. GROUNDWATER MONITORING WELLS (EXCEPT TMW-1 AND MW-26) SURVEYED BY ZAHNER AND ASSOCIATES, INC. ON JANUARY 13 AND FEBRUARY 11, 2016.
 4. GROUNDWATER MONITORING WELLS TMW-1 AND MW-26 INSTALLED BY RIETZ & JENS, INC. AND SURVEYED BY KDG INC.
 5. GROUNDWATER ELEVATIONS DISPLAYED IN FT MSL (FEET ABOVE MEAN SEA LEVEL).
 6. MISSOURI RIVER LEVEL OBTAINED FROM USGS LABADIE GAUGE 06935550.
 7. THE UWL BOUNDARIES AND DESIGNATIONS ARE BASED ON AMEREN LABADIE CONSTRUCTION PERMIT APPLICATION DRAWINGS.

- REFERENCES**
1. ZAHNER AND ASSOCIATES, INC. 2016. LOT CONSOLIDATION PLAT OF "LABADIE ENERGY CENTER" - PREPARED FOR AMEREN MISSOURI. REVISED JUNE 15, 2016.
 2. COORDINATE SYSTEM: NAD 1983 STATEPLANE MISSOURI EAST FIPS 2,401 FEET.
 3. USGS (UNITED STATES GEOLOGICAL SURVEY), NATIONAL WATER INFORMATION SYSTEM, USGS GAUGE 06935550 MISSOURI RIVER NEAR LABADIE, MO.
 4. REITZ & JENS, INC. 2014. ADDITIONAL GROUND WATER DETECTION MONITORING WELLS INSTALLATION REPORT.

0 5001,000 2,000 3,000 4,000 5,000 6,000 Feet

CLIENT
AMEREN MISSOURI
LABADIE ENERGY CENTER



PROJECT
CCR GROUNDWATER MONITORING PROGRAM

TITLE
**LCL1 POTENTIOMETRIC SURFACE MAP
BACKGROUND EVENT 2 - JUNE 15, 2016**

CONSULTANT	YYYY-MM-DD	2017-08-07
	PREPARED	JSI
	DESIGN	JSI
	REVIEW	RJF
	APPROVED	MNH

PROJECT No. 153-1406 PHASE 0001C Rev. 0.0 FIGURE P2

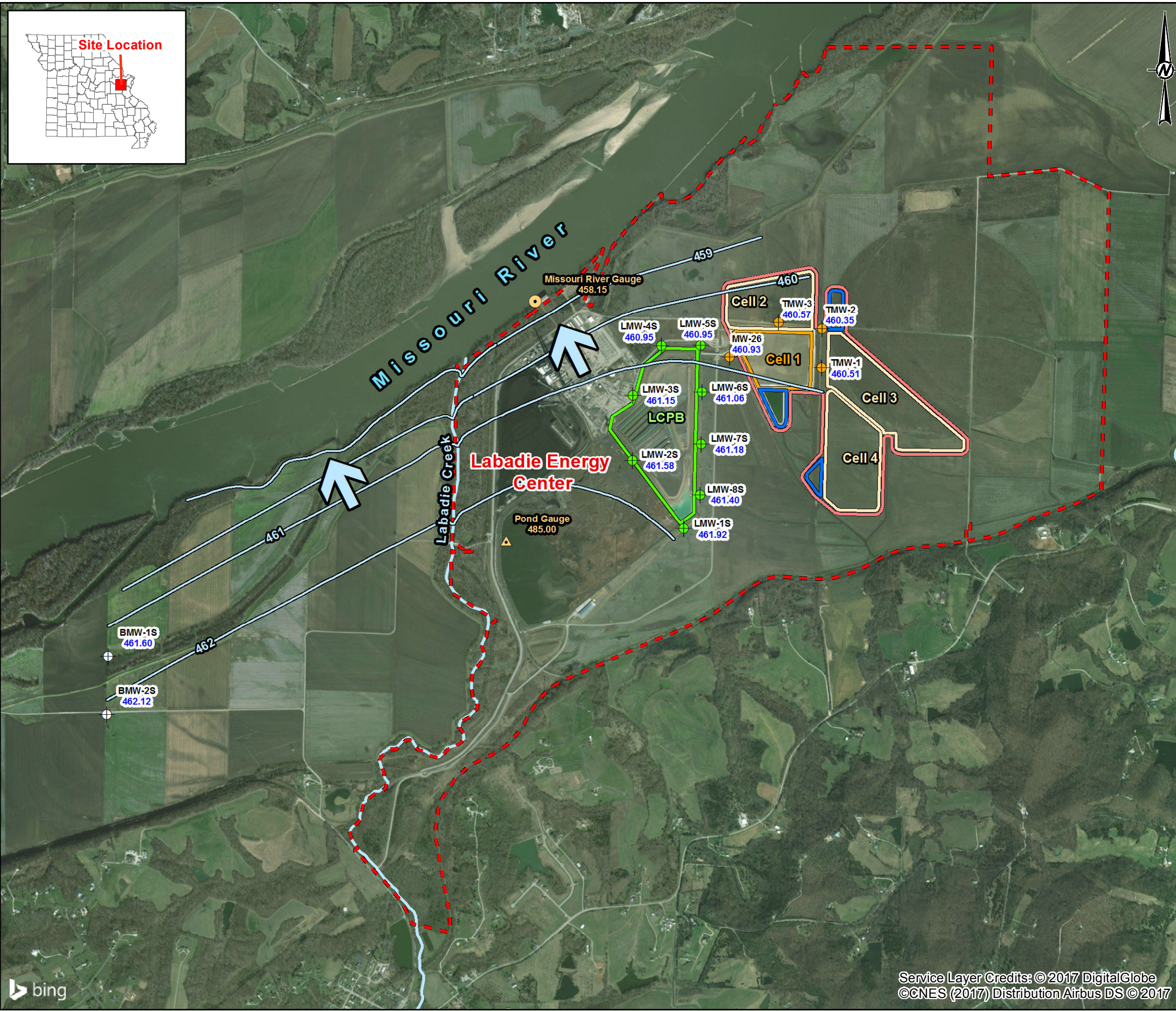


Service Layer Credits: © 2017 DigitalGlobe
©CNES (2017) Distribution Airbus DS © 2017

Path: G:\Projects\153-1406 - Ameren CCR Monitoring Program - HUCPhase0001 - Labadie Energy 800 - FIGURES DRAWINGS\PRODUCTION\Map\Map\Labadie Pot Map\Map\Labadie LCL1.mxd



IF THIS MEASUREMENT DOES NOT MATCH WHAT IS SHOWN, THE SHEET SIZE HAS BEEN MODIFIED FROM 11x



LEGEND

- Labadie Energy Center Property Boundary
- Utility Waste Landfill (UWL)**
- Proposed Fence Perimeter
- Cell LCL1
- Proposed Stormwater Pond
- Proposed Future Cell
- Surface Impoundment**
- LCPB - Fly Ash Surface Impoundment
- Groundwater Elevation Contours**
- Groundwater Elevation Contour (FT MSL)
- Inferred Groundwater Elevation Contour (FT MSL)
- Ground/Surface Water Measurement Locations**
- LCPB Fly Ash Surface Impoundment Monitoring Well
- Background Monitoring Well
- UWL Monitoring Well
- Missouri River Gauge
- LCPA Bottom Ash Surface Impoundment Gauge
- Groundwater Flow Direction

NOTES

1. ALL LOCATIONS AND BOUNDARIES ARE APPROXIMATE.
2. GROUNDWATER ELEVATION MEASUREMENTS OBTAINED BY GOLDER.
3. GROUNDWATER MONITORING WELLS (EXCEPT TMW-1 AND MW-26) SURVEYED BY ZAHNER AND ASSOCIATES, INC. ON JANUARY 13 AND FEBRUARY 11, 2016.
4. GROUNDWATER MONITORING WELLS TMW-1 AND MW-26 INSTALLED BY RIETZ & JENS, INC. AND SURVEYED BY KDG INC.
5. GROUNDWATER ELEVATIONS DISPLAYED IN FT MSL (FEET ABOVE MEAN SEA LEVEL).
6. MISSOURI RIVER LEVEL OBTAINED FROM USGS LABADIE GAUGE 06935550.
7. POND GAUGE LEVEL OBTAINED ONSITE BY GOLDER.
8. THE UWL BOUNDARIES AND DESIGNATIONS ARE BASED ON AMEREN LABADIE CONSTRUCTION PERMIT APPLICATION DRAWINGS.

REFERENCES

1. ZAHNER AND ASSOCIATES, INC. 2016. LOT CONSOLIDATION PLAT OF "LABADIE ENERGY CENTER" - PREPARED FOR AMEREN MISSOURI. REVISED JUNE 15, 2016.
2. COORDINATE SYSTEM: NAD 1983 STATEPLANE MISSOURI EAST FIPS 2,401 FEET.
3. USGS (UNITED STATES GEOLOGICAL SURVEY), NATIONAL WATER INFORMATION SYSTEM, USGS GAUGE 06935550 MISSOURI RIVER NEAR LABADIE, MO.
4. REITZ & JENS, INC. 2014. ADDITIONAL GROUND WATER DETECTION MONITORING WELLS INSTALLATION REPORT.

CLIENT
AMEREN MISSOURI
LABADIE ENERGY CENTER

PROJECT
CCR GROUNDWATER MONITORING PROGRAM

TITLE
**LCL1 POTENTIOMETRIC SURFACE MAP
BACKGROUND EVENT 3 - JULY 11, 2016**

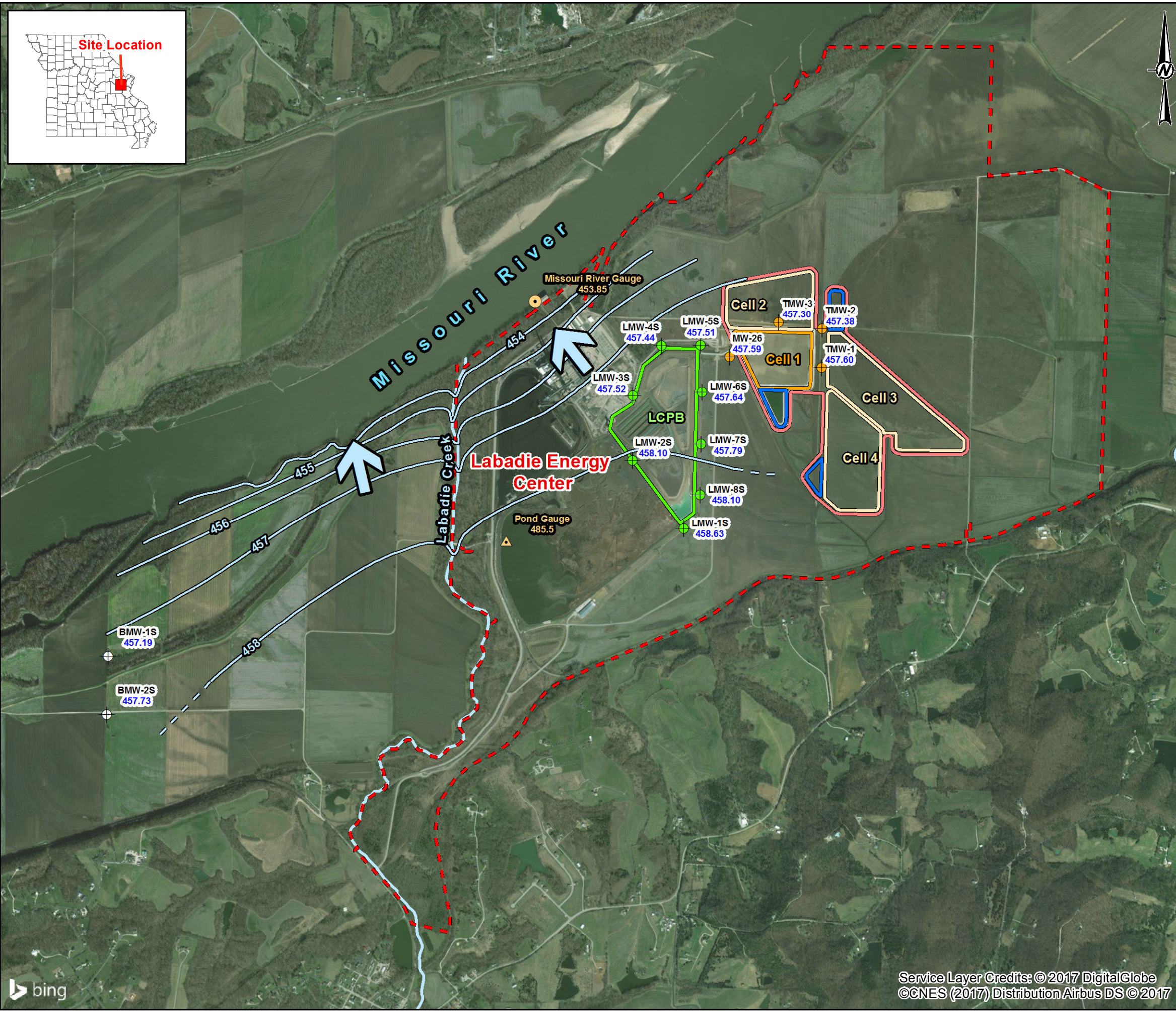
CONSULTANT
 Golder Associates

YYYY-MM-DD	2016-09-28
PREPARED	JS
DESIGN	JSI
REVIEW	RJF/JSI
APPROVED	MNH

PROJECT No. 153-1406 PHASE 0001C Rev. 0.0 FIGURE P3

Path: C:\Projects\153\Projects\153-1406 - Ameren CCR Monitoring Program - LCPB\Phase 0001 - Labadie Energy 800 - FIGURES DRAWINGS\PRODUCTION\Map\Map\Labadie Pot. Map\Map\LCPB\UWL\UWL - LCL1.mxd

IF THIS MEASUREMENT DOES NOT MATCH WHAT IS SHOWN, THE SHEET SIZE HAS BEEN MODIFIED FROM: 11x



LEGEND

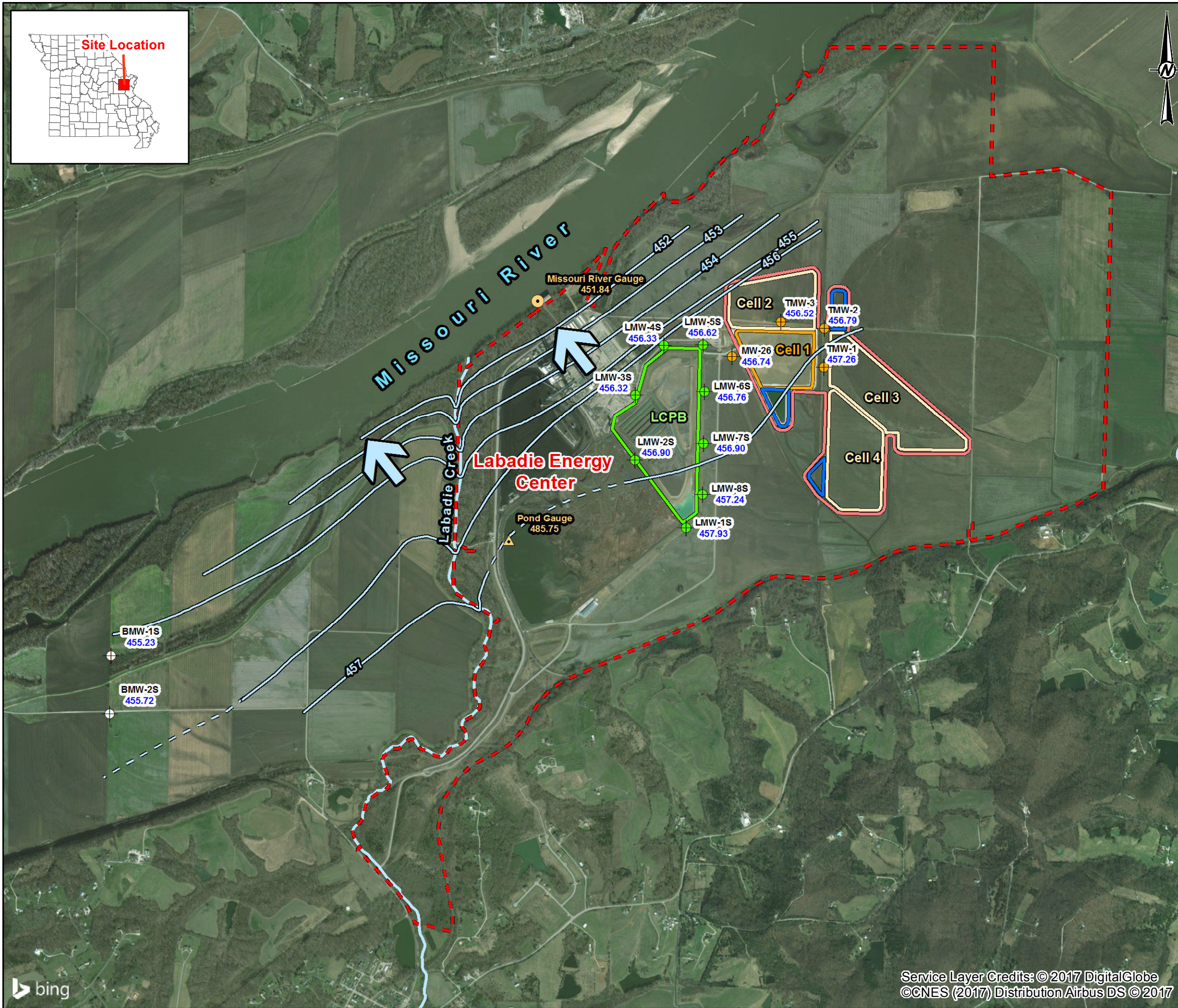
- Labadie Energy Center Property Boundary
- Utility Waste Landfill (UWL)**
- Proposed Fence Perimeter
- Cell LCL1
- Proposed Stormwater Pond
- Proposed Future Cell
- Surface Impoundment**
- LCPB - Fly Ash Surface Impoundment
- Groundwater Elevation Contours**
- Groundwater Elevation Contour (FT MSL)
- Inferred Groundwater Elevation Contour (FT MSL)
- Ground/Surface Water Measurement Locations**
- LCPB Fly Ash Surface Impoundment Monitoring Well
- Background Monitoring Well
- UWL Monitoring Well
- Missouri River Gauge
- LCPA Bottom Ash Surface Impoundment Gauge
- Groundwater Flow Direction

- NOTES**
1. ALL LOCATIONS AND BOUNDARIES ARE APPROXIMATE.
 2. GROUNDWATER ELEVATION MEASUREMENTS OBTAINED BY GOLDER.
 3. GROUNDWATER MONITORING WELLS (EXCEPT TMW-1 AND MW-26) SURVEYED BY ZAHNER AND ASSOCIATES, INC. ON JANUARY 13 AND FEBRUARY 11, 2016.
 4. GROUNDWATER MONITORING WELLS TMW-1 AND MW-26 INSTALLED BY RIETZ & JENS, INC. AND SURVEYED BY KDG INC.
 5. GROUNDWATER ELEVATIONS DISPLAYED IN FT MSL (FEET ABOVE MEAN SEA LEVEL).
 6. MISSOURI RIVER LEVEL OBTAINED FROM USGS LABADIE GAUGE 06935550.
 7. POND GAUGE LEVEL OBTAINED ONSITE BY GOLDER.
 8. THE UWL BOUNDARIES AND DESIGNATIONS ARE BASED ON AMEREN LABADIE CONSTRUCTION PERMIT APPLICATION DRAWINGS.

- REFERENCES**
1. ZAHNER AND ASSOCIATES, INC. 2016. LOT CONSOLIDATION PLAT OF "LABADIE ENERGY CENTER" - PREPARED FOR AMEREN MISSOURI. REVISED JUNE 15, 2016.
 2. COORDINATE SYSTEM: NAD 1983 STATEPLANE MISSOURI EAST FIPS 2,401 FEET.
 3. USGS (UNITED STATES GEOLOGICAL SURVEY), NATIONAL WATER INFORMATION SYSTEM, USGS GAUGE 06935550 MISSOURI RIVER NEAR LABADIE, MO.
 4. REITZ & JENS, INC. 2014. ADDITIONAL GROUND WATER DETECTION MONITORING WELLS INSTALLATION REPORT.
- 0 5001,000 2,000 3,000 4,000 5,000 6,000 Feet

CLIENT		
AMEREN MISSOURI LABADIE ENERGY CENTER		
PROJECT CCR GROUNDWATER MONITORING PROGRAM		
TITLE LCL1 POTENTIOMETRIC SURFACE MAP BACKGROUND EVENT 4 - SEPTEMBER 8, 2016		
CONSULTANT	YYYY-MM-DD	2016-09-28
	PREPARED	JSI
	DESIGN	JSI
	REVIEW	JS
	APPROVED	MNH
PROJECT No. 153-1406	PHASE 0001C	Rev. 0.0
		FIGURE P4

Path: C:\Projects\153-1406 - Ameren CCR Monitoring Program - HUCPhase0001 - Labadie Energy 800 - FIGURES DRAWINGS\PRODUCTION\Map\Map\Labadie LCPB LCL1 LCL1.mxd
 1in IF THIS MEASUREMENT DOES NOT MATCH WHAT IS SHOWN, THE SHEET SIZE HAS BEEN MODIFIED FROM:



LEGEND

- Labadie Energy Center Property Boundary
- Utility Waste Landfill (UWL)**
- Proposed Fence Perimeter
- Cell LCL1
- Proposed Stormwater Pond
- Proposed Future Cell
- Surface Impoundment**
- LCPB - Fly Ash Surface Impoundment
- Groundwater Elevation Contours**
- Groundwater Elevation Contour (FT MSL)
- Inferred Groundwater Elevation Contour (FT MSL)
- Ground/Surface Water Measurement Locations**
- LCPB Fly Ash Surface Impoundment Monitoring Well
- Background Monitoring Well
- UWL Monitoring Well
- Missouri River Gauge
- LCPA Bottom Ash Surface Impoundment Gauge
- Groundwater Flow Direction

NOTES

1. ALL LOCATIONS AND BOUNDARIES ARE APPROXIMATE.
2. GROUNDWATER ELEVATION MEASUREMENTS OBTAINED BY GOLDER.
3. GROUNDWATER MONITORING WELLS (EXCEPT TMW-1 AND MW-26) SURVEYED BY ZAHNER AND ASSOCIATES, INC. ON JANUARY 13 AND FEBRUARY 11, 2016.
4. GROUNDWATER MONITORING WELLS TMW-1 AND MW-26 INSTALLED BY RIETZ & JENS, INC. AND SURVEYED BY KDG INC.
5. GROUNDWATER ELEVATIONS DISPLAYED IN FT MSL (FEET ABOVE MEAN SEA LEVEL).
6. MISSOURI RIVER LEVEL OBTAINED FROM USGS LABADIE GAUGE 06935550.
7. POND GAUGE LEVEL OBTAINED ONSITE BY GOLDER.
8. THE UWL BOUNDARIES AND DESIGNATIONS ARE BASED ON AMEREN LABADIE CONSTRUCTION PERMIT APPLICATION DRAWINGS.

REFERENCES

1. ZAHNER AND ASSOCIATES, INC. 2016. LOT CONSOLIDATION PLAT OF "LABADIE ENERGY CENTER" - PREPARED FOR AMEREN MISSOURI. REVISED JUNE 15, 2016.
2. COORDINATE SYSTEM: NAD 1983 STATEPLANE MISSOURI EAST FIPS 2,401 FEET.
3. USGS (UNITED STATES GEOLOGICAL SURVEY), NATIONAL WATER INFORMATION SYSTEM, USGS GAUGE 06935550 MISSOURI RIVER NEAR LABADIE, MO.
4. REITZ & JENS, INC. 2014. ADDITIONAL GROUND WATER DETECTION MONITORING WELLS INSTALLATION REPORT.



CLIENT
AMEREN MISSOURI
LABADIE ENERGY CENTER



PROJECT
CCR GROUNDWATER MONITORING PROGRAM

TITLE
LCL1 POTENTIOMETRIC SURFACE MAP
BACKGROUND EVENT 5 - NOVEMBER 11, 2016

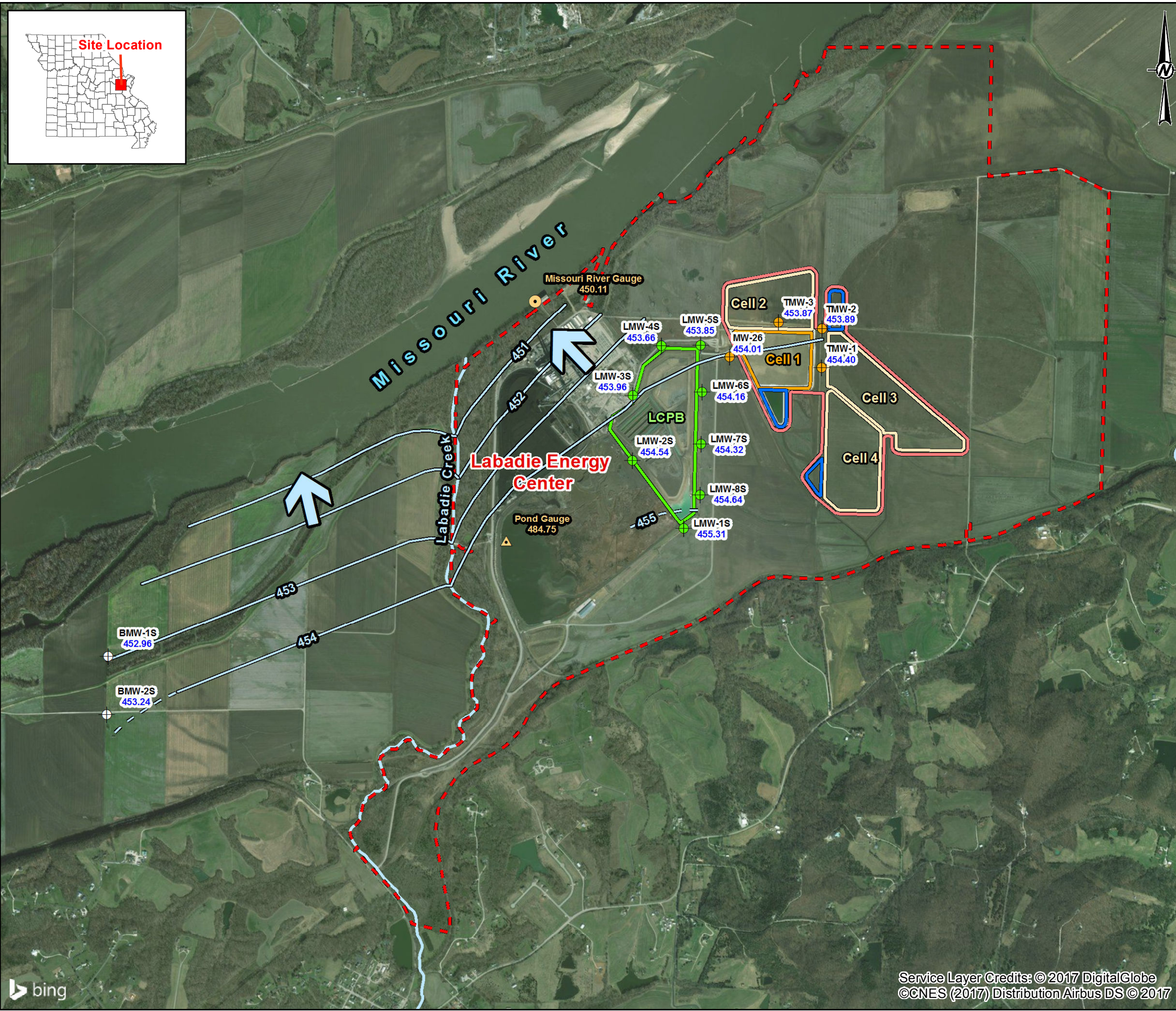
CONSULTANT	DATE
	YYYY-MM-DD
	2016-11-18
	PREPARED
	JSI
	DESIGN
JSI	
REVIEW	
MSG	
APPROVED	
MNH	

PROJECT No.	PHASE	Rev.	FIGURE
153-1406	0001C	0.0	P5

Service Layer Credits: © 2017 DigitalGlobe
 ©CNES (2017) Distribution Airbus DS © 2017

Path: C:\Projects\153-1406 - Ameren CCR Monitoring Program - LCPB Phase 0001 - Labadie Energy 800 - FIGURES DRAWINGS\PRODUCTION\Map\Labadie Pot Map\Map\LCPB_UWL_LCL1.mxd
 1in IF THIS MEASUREMENT DOES NOT MATCH WHAT IS SHOWN, THE SHEET SIZE HAS BEEN MODIFIED FROM:





LEGEND

- Labadie Energy Center Property Boundary
- Utility Waste Landfill (UWL)**
 - Proposed Fence Perimeter
 - Cell LCL1
 - Proposed Stormwater Pond
 - Proposed Future Cell
- Surface Impoundment**
 - LCPB - Fly Ash Surface Impoundment
- Groundwater Elevation Contours**
 - Groundwater Elevation Contour (FT MSL)
 - Inferred Groundwater Elevation Contour (FT MSL)
- Ground/Surface Water Measurement Locations**
 - LCPB Fly Ash Surface Impoundment Monitoring Well
 - Background Monitoring Well
 - UWL Monitoring Well
 - Missouri River Gauge
 - LCPA Bottom Ash Surface Impoundment Gauge
 - Groundwater Flow Direction

NOTES

- ALL LOCATIONS AND BOUNDARIES ARE APPROXIMATE.
- GROUNDWATER ELEVATION MEASUREMENTS OBTAINED BY GOLDER.
- GROUNDWATER MONITORING WELLS (EXCEPT TMW-1 AND MW-26) SURVEYED BY ZAHNER AND ASSOCIATES, INC. ON JANUARY 13 AND FEBRUARY 11, 2016.
- GROUNDWATER MONITORING WELLS TMW-1 AND MW-26 INSTALLED BY RIETZ & JENS, INC. AND SURVEYED BY KDG INC.
- GROUNDWATER ELEVATIONS DISPLAYED IN FT MSL (FEET ABOVE MEAN SEA LEVEL).
- MISSOURI RIVER LEVEL OBTAINED FROM USGS LABADIE GAUGE 06935550.
- POND GAUGE LEVEL OBTAINED ONSITE BY GOLDER.
- THE UWL BOUNDARIES AND DESIGNATIONS ARE BASED ON AMEREN LABADIE CONSTRUCTION PERMIT APPLICATION DRAWINGS.

REFERENCES

- ZAHNER AND ASSOCIATES, INC. 2016. LOT CONSOLIDATION PLAT OF "LABADIE ENERGY CENTER" - PREPARED FOR AMEREN MISSOURI. REVISED JUNE 15, 2016.
- COORDINATE SYSTEM: NAD 1983 STATEPLANE MISSOURI EAST FIPS 2,401 FEET.
- USGS (UNITED STATES GEOLOGICAL SURVEY), NATIONAL WATER INFORMATION SYSTEM, USGS GAUGE 06935550 MISSOURI RIVER NEAR LABADIE, MO.
- REITZ & JENS, INC. 2014. ADDITIONAL GROUND WATER DETECTION MONITORING WELLS INSTALLATION REPORT.

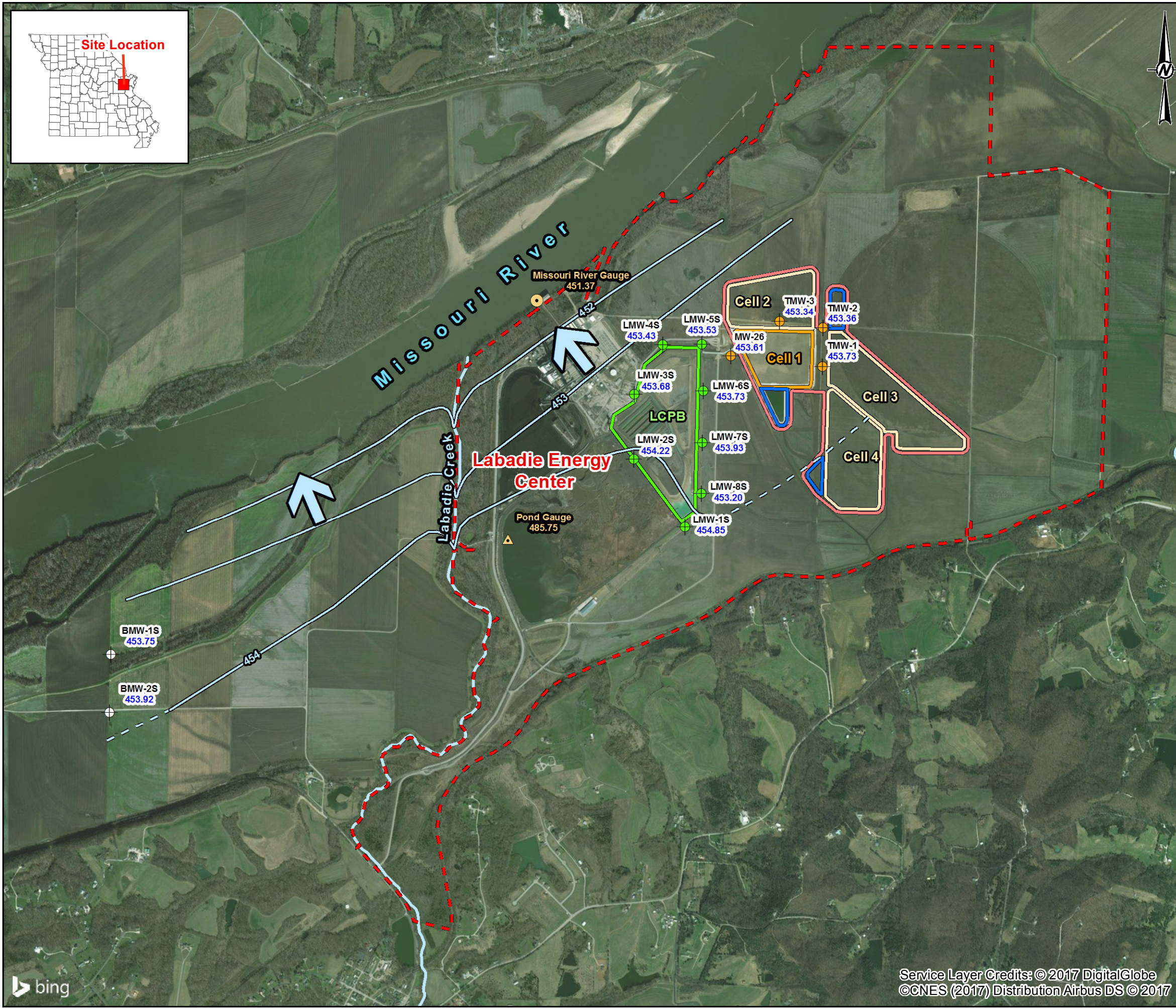
0 5001,000 2,000 3,000 4,000 5,000 6,000 Feet

CLIENT		
AMEREN MISSOURI LABADIE ENERGY CENTER		
PROJECT CCR GROUNDWATER MONITORING PROGRAM		
TITLE LCL1 POTENTIOMETRIC SURFACE MAP BACKGROUND EVENT 6 - JANUARY 16, 2017		
CONSULTANT	YYYY-MM-DD	2017-01-20
	PREPARED	JS
	DESIGN	JSI
	REVIEW	BEF
	APPROVED	MNH
PROJECT No. 153-1406	PHASE 0001C	Rev. 0.0
		FIGURE P6

Path: G:\Projects\153\Projects\153-1406 - Ameren CCR Monitoring Program - HUCPhase0001 - Labadie Energy 800 - FIGURES DRAWINGS\PRODUCTION\Map\Map\Labadie Pot Map\Map\Labadie LCL1.mxd
 16 IF THIS MEASUREMENT DOES NOT MATCH WHAT IS SHOWN, THE SHEET SIZE HAS BEEN MODIFIED FROM:

Service Layer Credits: © 2017 DigitalGlobe
©CNES (2017) Distribution Airbus DS © 2017





LEGEND

- Labadie Energy Center Property Boundary
- Utility Waste Landfill (UWL)**
 - Proposed Fence Perimeter
 - Cell LCL1
 - Proposed Stormwater Pond
 - Proposed Future Cell
- Surface Impoundment**
 - LCPB - Fly Ash Surface Impoundment
- Groundwater Elevation Contours**
 - Groundwater Elevation Contour (FT MSL)
 - Inferred Groundwater Elevation Contour (FT MSL)
- Ground/Surface Water Measurement Locations**
 - LCPB Fly Ash Surface Impoundment Monitoring Well
 - Background Monitoring Well
 - UWL Monitoring Well
 - Missouri River Gauge
 - LCPA Bottom Ash Surface Impoundment Gauge
 - Groundwater Flow Direction

- NOTES**
- ALL LOCATIONS AND BOUNDARIES ARE APPROXIMATE.
 - GROUNDWATER ELEVATION MEASUREMENTS OBTAINED BY GOLDER.
 - GROUNDWATER MONITORING WELLS (EXCEPT TMW-1 AND MW-26) SURVEYED BY ZAHNER AND ASSOCIATES, INC. ON JANUARY 13 AND FEBRUARY 11, 2016.
 - GROUNDWATER MONITORING WELLS TMW-1 AND MW-26 INSTALLED BY RIETZ & JENS, INC. AND SURVEYED BY KDG INC.
 - GROUNDWATER ELEVATIONS DISPLAYED IN FT MSL (FEET ABOVE MEAN SEA LEVEL).
 - MISSOURI RIVER LEVEL OBTAINED FROM USGS LABADIE GAUGE 06935550.
 - POND GAUGE LEVEL OBTAINED ONSITE BY GOLDER.
 - THE UWL BOUNDARIES AND DESIGNATIONS ARE BASED ON AMEREN LABADIE CONSTRUCTION PERMIT APPLICATION DRAWINGS.

- REFERENCES**
- ZAHNER AND ASSOCIATES, INC. 2016. LOT CONSOLIDATION PLAT OF "LABADIE ENERGY CENTER" - PREPARED FOR AMEREN MISSOURI. REVISED JUNE 15, 2016.
 - COORDINATE SYSTEM: NAD 1983 STATEPLANE MISSOURI EAST FIPS 2,401 FEET.
 - USGS (UNITED STATES GEOLOGICAL SURVEY), NATIONAL WATER INFORMATION SYSTEM, USGS GAUGE 06935550 MISSOURI RIVER NEAR LABADIE, MO.
 - REITZ & JENS, INC. 2014. ADDITIONAL GROUND WATER DETECTION MONITORING WELLS INSTALLATION REPORT.

CLIENT
AMEREN MISSOURI
LABADIE ENERGY CENTER



PROJECT
CCR GROUNDWATER MONITORING PROGRAM

TITLE
LCL1 POTENTIOMETRIC SURFACE MAP
BACKGROUND EVENT 7 - MARCH 1, 2017

CONSULTANT	YYYY-MM-DD	2017-06-14
PREPARED	JSI	
DESIGN	JSI	
REVIEW	JS	
APPROVED	MNH	

PROJECT No.	PHASE	Rev.	FIGURE
153-1406	0001C	0.0	P7

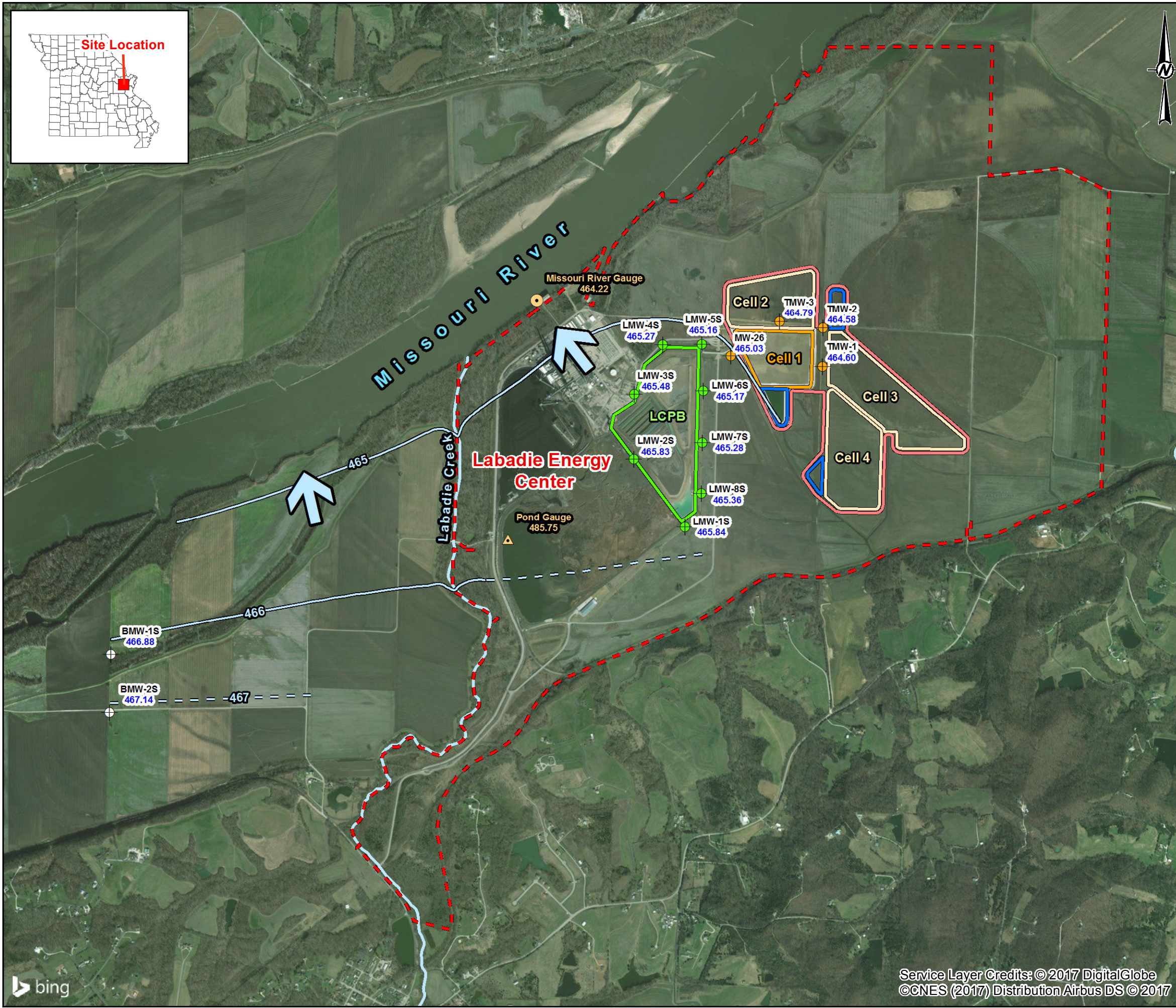


Service Layer Credits: © 2017 DigitalGlobe
 ©CNES (2017) Distribution Airbus DS © 2017

Path: C:\Projects\153\Projects\153-1406 - Ameren CCR Monitoring Program - LCL1\Phase 0001 - Labadie Energy 800 - FIGURES DRAWINGS\PRODUCTION\Map\Map\Labadie Pot Map\Map\LCPB\UWLET - LCL1.mxd



IF THIS MEASUREMENT DOES NOT MATCH WHAT IS SHOWN, THE SHEET SIZE HAS BEEN MODIFIED FROM:



LEGEND

- Labadie Energy Center Property Boundary
- Utility Waste Landfill (UWL)**
 - Proposed Fence Perimeter
 - Cell LCL1
 - Proposed Stormwater Pond
 - Proposed Future Cell
- Surface Impoundment**
 - LCPB - Fly Ash Surface Impoundment
- Groundwater Elevation Contours**
 - Groundwater Elevation Contour (FT MSL)
 - Inferred Groundwater Elevation Contour (FT MSL)
- Ground/Surface Water Measurement Locations**
 - LCPB Fly Ash Surface Impoundment Monitoring Well
 - Background Monitoring Well
 - UWL Monitoring Well
 - Missouri River Gauge
 - LCPA Bottom Ash Surface Impoundment Gauge
 - Groundwater Flow Direction

NOTES

- ALL LOCATIONS AND BOUNDARIES ARE APPROXIMATE.
- GROUNDWATER ELEVATION MEASUREMENTS OBTAINED BY GOLDER.
- GROUNDWATER MONITORING WELLS (EXCEPT TMW-1 AND MW-26) SURVEYED BY ZAHNER AND ASSOCIATES, INC. ON JANUARY 13 AND FEBRUARY 11, 2016.
- GROUNDWATER MONITORING WELLS TMW-1 AND MW-26 INSTALLED BY RIETZ & JENS, INC. AND SURVEYED BY KDG INC.
- GROUNDWATER ELEVATIONS DISPLAYED IN FT MSL (FEET ABOVE MEAN SEA LEVEL).
- MISSOURI RIVER LEVEL OBTAINED FROM USGS LABADIE GAUGE 06935550.
- POND GAUGE LEVEL OBTAINED ONSITE BY GOLDER.
- THE UWL BOUNDARIES AND DESIGNATIONS ARE BASED ON AMEREN LABADIE CONSTRUCTION PERMIT APPLICATION DRAWINGS.

REFERENCES

- ZAHNER AND ASSOCIATES, INC. 2016. LOT CONSOLIDATION PLAT OF "LABADIE ENERGY CENTER" - PREPARED FOR AMEREN MISSOURI. REVISED JUNE 15, 2016.
- COORDINATE SYSTEM: NAD 1983 STATEPLANE MISSOURI EAST FIPS 2,401 FEET.
- USGS (UNITED STATES GEOLOGICAL SURVEY), NATIONAL WATER INFORMATION SYSTEM, USGS GAUGE 06935550 MISSOURI RIVER NEAR LABADIE, MO.
- REITZ & JENS, INC. 2014. ADDITIONAL GROUND WATER DETECTION MONITORING WELLS INSTALLATION REPORT.

0 5001,000 2,000 3,000 4,000 5,000 6,000 Feet

CLIENT
AMEREN MISSOURI
LABADIE ENERGY CENTER

PROJECT
CCR GROUNDWATER MONITORING PROGRAM

TITLE
**LCL1 POTENTIOMETRIC SURFACE MAP
BACKGROUND EVENT 8 - MAY 31, 2017**

CONSULTANT
Golder Associates

YYYY-MM-DD	2017-06-14
PREPARED	JS
DESIGN	JSI
REVIEW	RJF
APPROVED	MNH

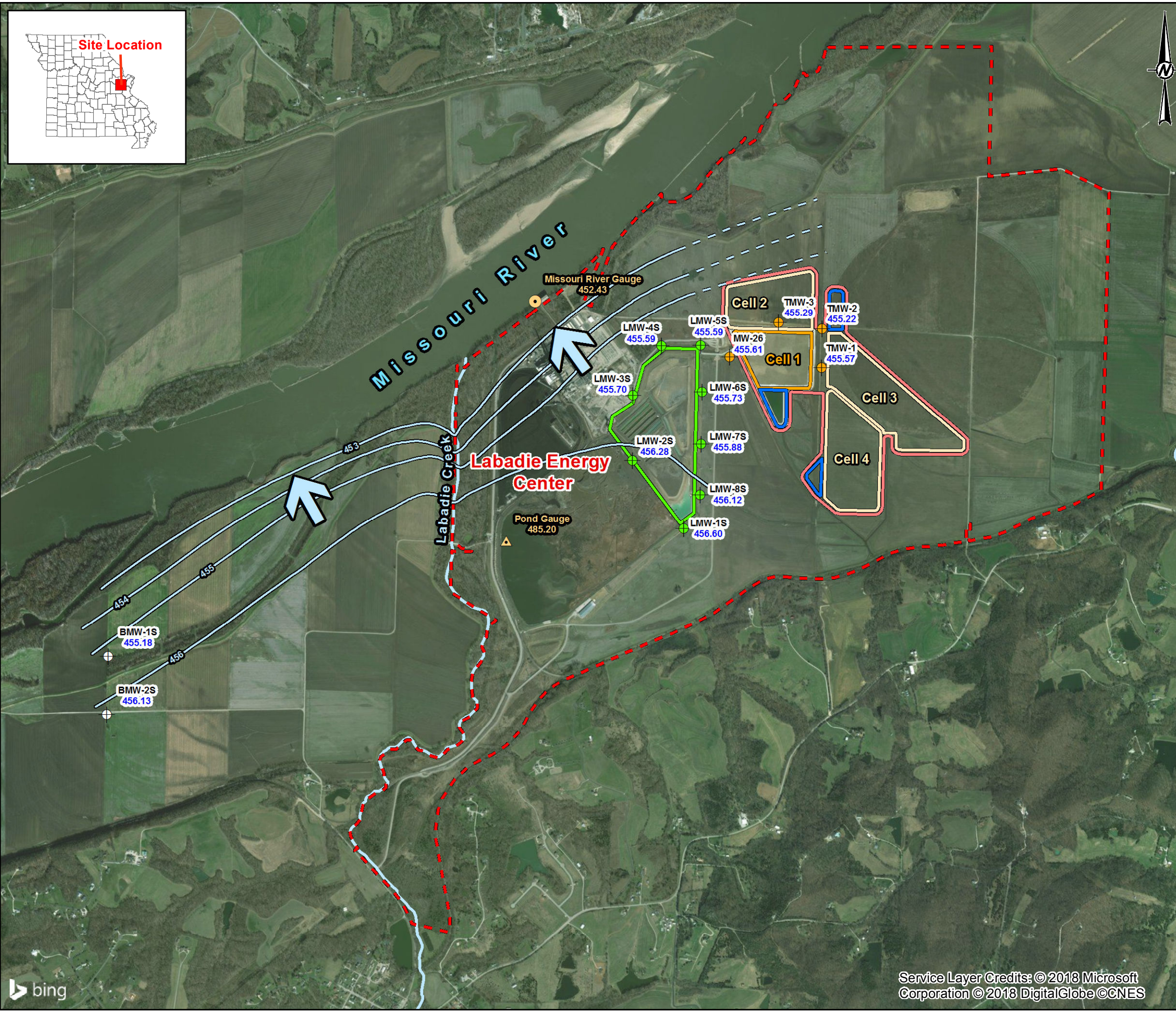
PROJECT No. 153-1406 PHASE 0001C Rev. 0.0 FIGURE P8

Path: C:\Projects\153\Projects\153-1406 - Ameren CCR Monitoring Program - LCPB\Phase 0001 - Labadie Energy 800 - FIGURES DRAWINGS\PRODUCTION\Map\Map\Labadie Pot Map\Map/LCPB/LCL1.mxd



Service Layer Credits: © 2017 DigitalGlobe
©CNES (2017) Distribution Airbus DS © 2017

IF THIS MEASUREMENT DOES NOT MATCH WHAT IS SHOWN, THE SHEET SIZE HAS BEEN MODIFIED FROM:



LEGEND

- Labadie Energy Center Property Boundary
- Utility Waste Landfill (UWL)**
 - Proposed Fence Perimeter
 - Cell LCL1
 - Proposed Stormwater Pond
 - Proposed Future Cell
- Surface Impoundment**
 - LCPB - Fly Ash Surface Impoundment
- Groundwater Elevation Contours**
 - Groundwater Elevation Contour (FT MSL)
 - Inferred Groundwater Elevation Contour (FT MSL)
- Ground/Surface Water Measurement Locations**
 - LCPB Fly Ash Surface Impoundment Monitoring Well
 - Background Monitoring Well
 - UWL Monitoring Well
 - Missouri River Gauge
 - LCPA Bottom Ash Surface Impoundment Gauge
 - Groundwater Flow Direction

- NOTES**
- ALL LOCATIONS AND BOUNDARIES ARE APPROXIMATE.
 - GROUNDWATER ELEVATION MEASUREMENTS OBTAINED BY GOLDER.
 - GROUNDWATER MONITORING WELLS (EXCEPT TMW-1 AND MW-26) SURVEYED BY ZAHNER AND ASSOCIATES, INC. ON JANUARY 13 AND FEBRUARY 11, 2016.
 - GROUNDWATER MONITORING WELLS TMW-1 AND MW-26 INSTALLED BY RIETZ & JENS, INC. AND SURVEYED BY KDG INC.
 - GROUNDWATER ELEVATIONS DISPLAYED IN FT MSL (FEET ABOVE MEAN SEA LEVEL).
 - MISSOURI RIVER LEVEL OBTAINED FROM USGS LABADIE GAUGE 06935550.
 - POND GAUGE LEVEL OBTAINED ONSITE BY GOLDER.
 - THE UWL BOUNDARIES AND DESIGNATIONS ARE BASED ON AMEREN LABADIE CONSTRUCTION PERMIT APPLICATION DRAWINGS.

- REFERENCES**
- ZAHNER AND ASSOCIATES, INC. 2016. LOT CONSOLIDATION PLAT OF "LABADIE ENERGY CENTER" - PREPARED FOR AMEREN MISSOURI. REVISED JUNE 15, 2016.
 - COORDINATE SYSTEM: NAD 1983 STATEPLANE MISSOURI EAST FIPS 2,401 FEET.
 - USGS (UNITED STATES GEOLOGICAL SURVEY), NATIONAL WATER INFORMATION SYSTEM, USGS GAUGE 06935550 MISSOURI RIVER NEAR LABADIE, MO.
 - REITZ & JENS, INC. 2014. ADDITIONAL GROUND WATER DETECTION MONITORING WELLS INSTALLATION REPORT.
- 0 5001,000 2,000 3,000 4,000 5,000 6,000 Feet

CLIENT		AMEREN MISSOURI LABADIE ENERGY CENTER			
PROJECT		CCR GROUNDWATER MONITORING PROGRAM			
TITLE					
LCL1 POTENTIOMETRIC SURFACE MAP DETECTION MONITORING EVENT - NOVEMBER 7, 2017					
CONSULTANT		YYYY-MM-DD	2017-11-17		
		PREPARED	RJF		
		DESIGN	JSI		
		REVIEW	JS/JSI		
		APPROVED	MNH		
PROJECT No.	PHASE	Rev.	FIGURE		
153-1406	0001C	0.0	P9		

Path: G:\Projects\153-1406 - Ameren CCR Monitoring Program - LCPB\Phase 0001 - Labadie Energy 800 - FIGURES DRAWINGS\PRODUCT\FIGURE\Map\Labadie Pot Map\Labadie Pot Map_SiteLocation_11-20-17.mxd



Service Layer Credits: © 2018 Microsoft Corporation © 2018 DigitalGlobe © CNES

IF THIS MEASUREMENT DOES NOT MATCH WHAT IS SHOWN, THE SHEET SIZE HAS BEEN MODIFIED FROM:

Established in 1960, Golder Associates is a global, employee-owned organization that helps clients find sustainable solutions to the challenges of finite resources, energy and water supply and management, waste management, urbanization, and climate change. We provide a wide range of independent consulting, design, and construction services in our specialist areas of earth, environment, and energy. By building strong relationships and meeting the needs of clients, our people have created one of the most trusted professional services organizations in the world.

Africa	+ 27 11 254 4800
Asia	+ 852 2562 3658
Australasia	+ 61 3 8862 3500
Europe	+ 356 21 42 30 20
North America	+ 1 800 275 3281
South America	+ 56 2 2616 2000

solutions@golder.com
www.golder.com

Golder Associates Inc.
820 S. Main Street, Suite 100
St. Charles, MO 63301 USA
Tel: (636) 724-9191
Fax: (636) 724-9323



Engineering Earth's Development, Preserving Earth's Integrity

Golder, Golder Associates and the GA globe design are trademarks of Golder Associates Corporation