



REPORT

2017 ANNUAL GROUNDWATER MONITORING REPORT

RCPA Surface Impoundment, Rush Island Energy
Center

Jefferson County, Missouri, USA



Submitted To: Ameren Missouri
1901 Chouteau Avenue
St. Louis, Missouri 63103

Submitted By: Golder Associates Inc.
820 S. Main Street, Suite 100
St. Charles, MO 63301 USA

Distribution: 1 Electronic Copy Ameren Missouri
1 Hard Copy Golder Associates

Date: January 30, 2018

Project No.153-1406





Table of Contents

1.0	INTRODUCTION.....	2
2.0	INSTALLATION OR DECOMMISSIONING OF MONITORING WELLS	3
2.1	Background Monitoring Well Locations.....	3
2.2	Downgradient Monitoring Well Locations.....	3
3.0	GROUNDWATER SAMPLING RESULTS AND DISCUSSION.....	4
3.1	Baseline Sampling Events (Background Events).....	4
3.2	Detection Monitoring	4
3.3	Groundwater Elevation, Flow Rate and Direction	4
4.0	STATUS OF THE GROUNDWATER MONITORING PROGRAM	5
4.1	Sampling Issues	5
5.0	ACTIVITIES PLANNED FOR 2018.....	7
6.0	CLOSING	8

List of Tables

Table 1	Monitoring Well Construction Details
Table 2	Baseline Sampling Event 1 Results
Table 3	Baseline Sampling Event 2 Results
Table 4	Baseline Sampling Event 3 Results
Table 5	Baseline Sampling Event 4 Results
Table 6	Baseline Sampling Event 5 Results
Table 7	Baseline Sampling Event 6 Results
Table 8	Baseline Sampling Event 7 Results
Table 9	Baseline Sampling Event 8 Results
Table 10	November 2017 Detection Monitoring Results
Table 11	Summary of Groundwater Sampling Dates

List of Figures

Figure 1	Site Location Aerial Map and Monitoring Well Locations
----------	--

List of Appendices

Appendix A	CCR Monitoring Well Construction Diagrams
Appendix B	Laboratory Analytical Data
Appendix C	Potentiometric Surface Maps



1.0 INTRODUCTION

This annual report was developed to meet the requirements of United States Environmental Protection Agency (USEPA) 40 CFR Part 257 “Hazardous and Solid Waste Management System; Disposal of Coal Combustion Residuals From Electric Utilities; Final Rule” (the CCR Rule). The CCR Rule requires owners or operators of existing CCR units to produce an Annual Groundwater Monitoring and Corrective Action Report (Annual Report) each year (§§ 257.90(e)). Ameren Missouri (Ameren) has determined that the RCPA Coal Combustion Residuals (CCR) Surface Impoundment at the Rush Island Energy Center (RIEC) is subject to the requirements of the CCR Rule. This is the first Annual Report for the RCPA and describes CCR Rule groundwater monitoring activities through December 31, 2017.

A groundwater monitoring well network was designed and installed for the RCPA to meet the requirements of the CCR Rule. The well network consists of two background monitoring wells and seven downgradient monitoring wells that were installed in October 2015. Eight independent baseline sampling events were completed using this well network to sample and test for all Appendix III and Appendix IV parameters, as required by the CCR Rule. The first Detection Monitoring sampling event was completed November 9-10, 2017. Statistical analysis of the Detection Monitoring data will be performed in 2018. The RCPA will continue Detection Monitoring on a semi-annual basis and, in accordance with the CCR Rule, statistical analysis of sample results will determine the need for Assessment Monitoring or any efforts related to Assessment of Corrective Measures or potential Corrective Action in the future. As of December 31, 2017, the RCPA groundwater monitoring program status remains in Detection Monitoring.



2.0 INSTALLATION OR DECOMMISSIONING OF MONITORING WELLS

In accordance with the CCR Rule, a groundwater monitoring system has been installed to monitor the RCPA. The groundwater monitoring system consists of nine (9) monitoring wells screened in the uppermost aquifer (alluvial aquifer). Monitoring wells were installed by Cascade Drilling LP using rotosonic drilling techniques under the direct supervision of a Golder Geologist or Engineer and were installed in accordance with Missouri Department of Natural Resources (MDNR) well construction rules (10 CSR 23-4.060 Construction Standards for Monitoring Wells). A summary of groundwater monitoring well construction details is provided in **Table 1** and **Appendix A**.

2.1 Background Monitoring Well Locations

Background Monitoring wells for the RCPA consist of MW-B1 and MW-B2. The Rule (§257.91(a)(1)) requires that background groundwater monitoring wells “*Accurately represent the quality of background groundwater that has not been affected by leakage from a CCR unit.*” The Rule allows background monitoring wells that are not hydraulically upgradient where hydrogeological conditions preclude it, and/or where sampling at other monitoring wells will provide an indication of background groundwater quality that is as representative as, or more representative than, that provided by upgradient monitoring well locations. The groundwater flow direction observed in the alluvial aquifer is generally from the west (bluffs area) to the east (Mississippi River) under normal river conditions. The alluvial aquifer abruptly terminates at the bluffs and does not extend significantly west of the RCPA Surface Impoundment, therefore, background wells could not be installed west of the RCPA. Due to the limited extent of the alluvial aquifer, background wells were installed north of the RCPA, outside of the influence of the RCPA Surface Impoundment and upstream relative to the flow of the Mississippi River.

As shown in **Figure 1**, background monitoring well MW-B1 is north of the RCPA at a location relatively close to the Mississippi River. This well provides background groundwater quality representative of upstream Mississippi River influences on the alluvial aquifer. The second background monitoring well location (MW-B2) is located nearer to the bluffs, allowing monitoring of groundwater which originates from upgradient to the west and north.

2.2 Downgradient Monitoring Well Locations

Downgradient monitoring wells are located ringing the RCPA to monitor downgradient water quality. **Figure 1** shows that the downgradient well network consists of seven (7) groundwater monitoring wells (MW-1, MW-2, MW-3, MW-4, MW-5, MW-6, and MW-7) around the RCPA at locations that accurately represent the quality of groundwater passing the waste boundary of the CCR Unit.



3.0 GROUNDWATER SAMPLING RESULTS AND DISCUSSION

3.1 Baseline Sampling Events (Background Events)

As required by the CCR Rule, eight baseline sampling events were completed prior to October 17, 2017. Groundwater sampling was completed by Golder and was completed in accordance with the RCPA Groundwater Monitoring Plan (GMP). As required by the CCR Rule, baseline sampling was completed for all Appendix III and Appendix IV parameters. Groundwater sampling and field parameter results from the initial baseline sampling are provided in **Appendix B** and **Tables 2-9**.

3.2 Detection Monitoring

Detection Monitoring samples were collected from the groundwater monitoring wells on November 9-10, 2017. As required by the CCR Rule, testing was completed for all Appendix III analytes. Groundwater sampling and field parameter results from the November 2017 Detection Monitoring event are provided in **Appendix B** and **Table 10**. Statistical analyses to evaluate Statistically Significant Increases (SSI) over background in the November 2017 Detection Monitoring data were not completed in 2017. Results of the statistical evaluation will be included in the 2018 Annual Report.

3.3 Groundwater Elevation, Flow Rate and Direction

To meet the requirements of §257.93(c), water level measurements were taken at all monitoring wells prior to the start of groundwater purging and sampling. Static water levels were measured within a 24-hour period in each monitoring well using an electronic water level indicator.

Groundwater elevations were used to generate potentiometric surface maps included in **Appendix C**. As shown on the potentiometric surface maps, groundwater flow direction within the uppermost aquifer is dynamic and influenced by seasonal changes in water level of the adjacent Mississippi River. Water flows into and out of the alluvial aquifer as a result of fluctuating river water levels that produce “bank recharge” and “bank discharge” conditions. Overall, based on the potentiometric surface maps, a general flow direction from the west (bluffs area) to the east (Mississippi River) under normal river conditions is expected. However, during periods of high river levels, groundwater flow can temporarily reverse and flow westward. During these times of high river stage and temporary flow direction changes, horizontal groundwater gradients generally tend to decrease and little net movement of groundwater occurs.

Groundwater flow direction and gradient were estimated for the downgradient CCR monitoring wells using the USEPA’s On-line Tool for Site Assessment Calculation for Hydraulic Gradient (Magnitude and Direction) (USEPA, 2016). Results from this assessment indicate that while groundwater flow direction is variable, the overall net groundwater flow at the RCPA is from the bluffs towards the river. Horizontal gradients calculated by the program range from 0.0003 to 0.0011 feet/foot with an estimated net annual groundwater velocity of approximately 33 feet per year.



4.0 STATUS OF THE GROUNDWATER MONITORING PROGRAM

As required by the CCR Rule prior to the October 17, 2017 deadline, the following was completed; (1) a Groundwater Monitoring Well System was installed and certified by a Professional Engineer, (2) a Statistical Method Certification was prepared and certified by a Professional Engineer, and (3) a GMP was prepared recording the design, installation, development, sampling procedures, as well as statistical methods and placed in the owner's operating record. The first Detection Monitoring sampling event was completed on November 9-10, 2017. A summary including the number of groundwater samples that were collected for analysis, the dates the samples were collected, and whether the sample was required by baseline, detection or assessment monitoring is provided below in **Table 11**. According to the CCR Rule, statistical evaluation for these samples must be completed within 90 days of completing sampling and analysis. Verification sampling, if needed, and statistical analysis will be completed by January 15, 2018 and included in future reports and notifications as required by the CCR Rule. Semi-annual Detection Monitoring will continue as required by the CCR Rule. Section 5.0 provides discussion of activities planned for 2018.

Table 11 – Summary of Groundwater Sampling Dates

Sampling Event	Groundwater Monitoring Wells									Baseline, Detection or Assessment Monitoring
	MW-B1	MW-B2	MW-1	MW-2	MW-3	MW-4	MW-5	MW-6	MW-7	
	Date of Sample Collection									
Baseline Event 1	3/10/2016	3/11/2016	3/10/2016	3/10/2016	3/10/2016	3/11/2016	3/11/2016	3/11/2016	3/10/2016	Baseline
Baseline Event 2	5/2/2016	5/2/2016	5/2/2016	5/2/2016	5/2/2016	5/3/2016	5/3/2016	5/2/2016	5/3/2016	Baseline
Baseline Event 3	7/25/2016	7/26/2016	7/25/2016	7/26/2016	7/25/2016	7/25/2016	7/25/2016	7/25/2016	7/25/2016	Baseline
Baseline Event 4	9/6/2016	9/6/2016	9/7/2016	9/6/2016	9/6/2016	9/6/2016	9/6/2016	9/7/2016	9/7/2016	Baseline
Baseline Event 5	11/16/2016	11/16/2016	11/16/2016	11/16/2016	11/16/2016	11/16/2016	11/16/2016	11/16/2016	11/16/2016	Baseline
Baseline Event 6	1/19/2017	1/19/2017	1/19/2017	1/19/2017	1/19/2017	1/19/2017	1/19/2017	1/19/2017	1/19/2017	Baseline
Baseline Event 7	3/6/2017	3/6/2017	3/6/2017	3/6/2017	3/6/2017	3/6/2017	3/6/2017	3/6/2017	3/6/2017	Baseline
Baseline Event 8	6/8/2017	6/8/2017	6/8/2017	6/8/2017	6/8/2017	6/8/2017	6/8/2017	6/8/2017	6/8/2017	Baseline
November 2017 Detection Monitoring Event	11/9/2017	11/9/2017	11/9/2017	11/9/2017	11/9/2017	11/10/2017	11/10/2017	11/9/2017	11/9/2017	Detection
Total Number of Samples Collected	9	9	9	9	9	9	9	9	9	NA

Notes:

- 1) Baseline Events sampled for all Appendix III and Appendix IV parameters.
- 2) The November 2017 Detection Monitoring Event sampled for Appendix III parameters.
- 3) NA – Not Applicable.

4.1 Sampling Issues

Some sampling issues were encountered during the baseline sampling events. Baseline Event 3 was initially completed July 14-15, 2016. However, due to a laboratory shipping error, the samples were not shipped to the laboratory in a timely manner and sample temperatures were no longer in compliance with laboratory method requirements. As a result, laboratory analysis was not performed on the July 14-15, 2016 samples and the monitoring wells were re-sampled July 24-25, 2016 and subsequently tested by the laboratory.

During baseline sampling Event 4, the laboratory did not have sufficient sample water volume to complete all the analysis for MW-B2. As a result, MW-B2 was resampled on October 13, 2016 for chloride, fluoride and sulfate. All other parameters were analyzed from the original September 6, 2016 samples.



From approximately April 30, 2017 to May 13, 2017, some of the monitoring wells at the RIEC were under water due to the flooding of the Mississippi River. At the RIEC, the following wells were submerged by flood water: MW-1, MW-2, MW-3, MW-4, MW-5, MW-6, and MW-B2. On June 5, 2017 Golder performed a post-flood monitoring well inspection at the RIEC and found that none of the RCPA monitoring wells sustained flood damage. Due to access problems resulting from the flood, the wells were not sampled until June 8, 2017. No other notable sampling issues were encountered.



5.0 ACTIVITIES PLANNED FOR 2018

Detection Monitoring sampling is scheduled to be completed semi-annually in the second and fourth quarters of 2018, but may be changed due to site conditions (e.g., flooding, access, etc.). Statistical analysis of the November 2017 Detection Monitoring data will be completed by January 15, 2018. If it is determined that there is an SSI over background, Ameren will collect verification samples for all SSIs. Additionally, within 90 days of determining an SSI, Ameren would either establish an Assessment Monitoring program or demonstrate that the SSI was the result of error, or caused by an alternate source.



6.0 CLOSING

GOLDER ASSOCIATES INC.

Mark Haddock, P.E., R.G.
Principal, Practice Leader

JSI/RJF/MNH

Jeffrey Ingram, R.G.
Project Geologist

TABLES

Table 1
Monitoring Well Construction Details
RCPA Surface Impoundment
Rush Island Energy Center, Jefferson County, MO

Well ID	Date Installed	Location ⁴		Top of Casing Elevation	Ground Surface Elevation	Top of Screen	Bottom of Screen	Base of Well	Total Depth
		Northing	Easting	(FT MSL) ⁵	(FT MSL) ⁵	(FT MSL) ⁵	(FT MSL) ⁵	(FT MSL) ⁵	(FT BGS) ⁵
MW-1	10/31/2015	835384.2	889832.5	395.52	393.5	320.7	310.9	310.5	83.0
MW-2	11/1/2015	834261.5	890364.1	393.87	391.7	319.5	309.7	309.3	82.4
MW-3	10/31/2015	833178.4	890892.7	391.38	389.2	319.1	309.3	308.9	80.3
MW-4	10/30/2015	831647.5	890830.5	392.78	390.8	310.9	301.1	300.7	90.1
MW-5	10/29/2015	831994.9	889984.5	390.36	388.0	333.0	328.2	327.8	60.2
MW-6	10/28/2015	833111.0	888977.0	402.71	401.1	346.4	341.6	341.2	59.8
MW-7	10/28/2015	834476.8	888483.3	407.95	406.1	318.1	308.3	307.9	98.2
MW-B1	10/28/2015	837602.1	887903.9	411.61	409.6	319.8	310.0	309.6	100.0
MW-B2	10/27/2015	837801.7	885337.2	397.85	395.9	318.3	308.5	308.1	87.9

Notes:

- 1.) Elevations and coordinates were surveyed on December 1, 2015 by Zahner and Associates, Inc.
- 2.) FT MSL = Feet Above Mean Sea Level.
- 3.) FT BGS = Feet Below Ground Surface.
- 4.) Horizontal Datum: State Plane Coordinates NAD83 (2000) Missouri East Zone Feet.
- 5.) Vertical Datum: NAVD88 Feet.

Prepared By: JS
Checked By: JSI
Reviewed By: MNH

Table 2
Baseline Sampling Event 1 Results
RCPA Surface Impoundment
Rush Island Energy Center, Jefferson County, MO

ANALYTE	UNITS	BACKGROUND		GROUNDWATER MONITORING WELLS						
		MW-B1	MW-B2	MW-1	MW-2	MW-3	MW-4	MW-5	MW-6	MW-7
FIELD PARAMETERS										
DATE	NA	3/10/2016	3/11/2016	3/10/2016	3/10/2016	3/10/2016	3/11/2016	3/11/2016	3/11/2016	3/10/2016
DISSOLVED OXYGEN	mg/L	0.47	1.11	0.44	0.39	0.93	1.30	1.80	2.01	0.35
pH	SU	6.78	6.73	9.66	10.57	6.74	6.95	6.52	6.78	6.97
REDOX POTENTIAL	mV	-116.6	-78.4	81.9	104.3	-30.9	-86.3	-51.4	17.2	-124.6
SPECIFIC CONDUCTIVITY	mS/cm	1.242	0.820	0.859	1.095	1.024	0.750	0.789	0.566	0.669
TURBIDITY	NTU	3.75	4.91	3.10	4.71	6.74	4.87	2.32	4.99	2.86
APPENDIX III										
BORON, TOTAL	µg/L	151	ND	2,110	3,830	15,600	4,200	91.3 J	1,260	2,290
CALCIUM, TOTAL	µg/L	156,000	108,000	81,100	10,000	6,030	76,200	130,000	93,500	73,600
CHLORIDE, TOTAL	mg/L	60.3	32.0	22.7	24.3	31.1	19.9	4.5	7.6	12.5
FLUORIDE, TOTAL	mg/L	0.10 J	0.13 J	0.11 J	0.61	0.78	0.87	0.10 J	0.18 J	0.31
SULFATE, TOTAL	mg/L	45.9	8.4	341	266	167	38.5	11.8	30.2	37.7
TOTAL DISSOLVED SOLIDS	mg/L	677	392	554	795	688	419	410	338	365
APPENDIX IV										
ANTIMONY, TOTAL	µg/L	0.065 J	0.077 J	0.65 J	5.4	0.16 J	ND	ND	ND	0.55 J
ARSENIC, TOTAL	µg/L	27.7	2.6	5.8	257	16.8	10.3	5.2	0.58 J	34.5
BARIUM, TOTAL	µg/L	551	434	33.0	26.2	21.0	314	452	132	308
BERYLLIUM, TOTAL	µg/L	0.42 J	ND	ND	ND	ND	ND	ND	ND	ND
CADMIUM, TOTAL	µg/L	ND	ND	ND	0.26 J	ND	ND	ND	ND	ND
CHROMIUM, TOTAL	µg/L	0.44 J	0.82 J	0.42 J	1.1	1.0	0.83 J	0.55 J	ND	0.56 J
COBALT, TOTAL	µg/L	ND	ND	ND	ND	ND	ND	0.84 J	ND	ND
LEAD, TOTAL	µg/L	3.1 J	ND	ND	14.4	5.9	3.1 J	ND	3.2 J	3.7 J
LITHIUM, TOTAL	µg/L	64.2	9.6 J	ND	ND	ND	45.8	5.5 J	ND	34.7
MERCURY, TOTAL	µg/L	ND	ND	ND	ND	ND	ND	ND	ND	ND
MOLYBDENUM, TOTAL	µg/L	0.97 J	1.2 J	69.8	150	943	96.2	1.0 J	1.6 J	170
RADIUM [226 + 228]	pCi/L	ND	ND	ND	ND	ND	ND	ND	ND	ND
SELENIUM, TOTAL	µg/L	ND	ND	8.1	1.1	0.66 J	ND	ND	0.26 J	ND
THALLIUM, TOTAL	µg/L	ND	ND	ND	ND	ND	ND	ND	ND	ND

NOTES

1. Unit Abbreviations: µg/L - micrograms per liter, mg/L - milligrams per liter, SU - standard units, and pCi/L - picocuries per liter, mV - millivolts, mS/cm - millisiemens per centimeter, NTU - nephelometric turbidity unit.
2. J - Result is an estimated value.
3. ND - Constituent was analyzed for, but was not detected above the Method Detection Limit (MDL) and is considered a non-detect.
4. Radium (226 + 228) is reported as the sum of the Radium 226 and the Radium 228 activity concentrations unless the sum of the Radium 226 and Radium 228 Minimum Detectable Concentrations (MDC) is higher in which case it is displayed as ND.

Prepared By: JSI 12/1/2017
Checked By: RJF 12/15/2017
Reviewed By: MNH 1/19/2018

Table 3
Baseline Sampling Event 2 Results
RCPA Surface Impoundment
Rush Island Energy Center, Jefferson County, MO

ANALYTE	UNITS	BACKGROUND		GROUNDWATER MONITORING WELLS						
		MW-B1	MW-B2	MW-1	MW-2	MW-3	MW-4	MW-5	MW-6	MW-7
FIELD PARAMETERS										
DATE	NA	5/2/2016	5/2/2016	5/2/2016	5/2/2016	5/2/2016	5/3/2016	5/3/2016	5/2/2016	5/3/2016
DISSOLVED OXYGEN	mg/L	1.09	0.41	0.84	0.40	1.32	1.27	2.39	3.79	0.70
pH	SU	6.81	6.92	9.71	10.44	9.43	6.52	6.08	6.91	7.22
REDOX POTENTIAL	mV	-104.5	-106.1	170.4	-41.0	2.7	-47.6	35.4	36.9	-132.5
SPECIFIC CONDUCTIVITY	mS/cm	1.398	0.833	0.901	1.335	1.293	1.041	1.076	0.592	0.760
TURBIDITY	NTU	3.94	6.43	2.74	9.42	4.95	3.63	3.89	4.70	2.39
APPENDIX III										
BORON, TOTAL	µg/L	121	ND	2,140	4,080	14,900	4,070	106	602	2,280
CALCIUM, TOTAL	µg/L	158,000	108,000	55,700	9,840	6,110	73,500	126,000	87,600	72,400
CHLORIDE, TOTAL	mg/L	58.7	30.1	22.6	23.0	30.9	19.4	4.0	4.4	12.3
FLUORIDE, TOTAL	mg/L	0.20	0.21	0.26	0.91	0.80	0.81	0.19 J	0.22	0.36
SULFATE, TOTAL	mg/L	46.9	6.5	234	242	158	40.6	5.3	36.8	43.1
TOTAL DISSOLVED SOLIDS	mg/L	757	399	424	794	806 J	395	397	317	361
APPENDIX IV										
ANTIMONY, TOTAL	µg/L	ND	ND	0.75 J	5.2	0.098 J	0.12 J	ND	0.071 J	ND
ARSENIC, TOTAL	µg/L	19.4	2.6	9.7	231	36.2	9.0	3.6	0.14 J	76.3
BARIUM, TOTAL	µg/L	488	398	21.3	18.8	18.3	275	395	105	286
BERYLLIUM, TOTAL	µg/L	ND	ND	ND	ND	ND	ND	ND	ND	ND
CADMIUM, TOTAL	µg/L	ND	ND	ND	0.25 J	ND	ND	ND	ND	ND
CHROMIUM, TOTAL	µg/L	ND	0.42 J	0.38 J	0.95 J	1.4	0.51 J	0.38 J	ND	0.41 J
COBALT, TOTAL	µg/L	ND	ND	ND	ND	ND	ND	ND	ND	ND
LEAD, TOTAL	µg/L	ND	ND	ND	ND	ND	ND	ND	ND	ND
LITHIUM, TOTAL	µg/L	62.9	10.8	ND	ND	ND	41.4	ND	ND	31.6
MERCURY, TOTAL	µg/L	ND	ND	ND	ND	ND	ND	ND	ND	ND
MOLYBDENUM, TOTAL	µg/L	0.54 J	1.0 J	73.1	173	826	91.4	0.74 J	1.9 J	171
RADIUM [226 + 228]	pCi/L	1.792	ND	ND	ND	ND	ND	ND	ND	ND
SELENIUM, TOTAL	µg/L	ND	ND	10.2	2.1	0.60 J	ND	ND	0.38 J	ND
THALLIUM, TOTAL	µg/L	ND	ND	ND	ND	ND	ND	ND	ND	ND

NOTES

- Unit Abbreviations: µg/L - micrograms per liter, mg/L - milligrams per liter, SU - standard units, and pCi/L - picocuries per liter, mV - millivolts, mS/cm - millisiemens per centimeter, NTU - nephelometric turbidity unit.
- J - Result is an estimated value.
- ND - Constituent was analyzed for, but was not detected above the Method Detection Limit (MDL) and is considered a non-detect.
- Radium (226 + 228) is reported as the sum of the Radium 226 and the Radium 228 activity concentrations unless the sum of the Radium 226 and Radium 228 Minimum Detectable Concentrations (MDC) is higher in which case it is displayed as ND.

Prepared By: JSI 12/1/2017
Checked By: RJF 12/15/2017
Reviewed By: MNH 1/19/2018

Table 4
Baseline Sampling Event 3 Results
RCPA Surface Impoundment
Rush Island Energy Center, Jefferson County, MO

ANALYTE	UNITS	BACKGROUND		GROUNDWATER MONITORING WELLS						
		MW-B1	MW-B2	MW-1	MW-2	MW-3	MW-4	MW-5	MW-6	MW-7
FIELD PARAMETERS										
DATE	NA	7/25/2016	7/26/2016	7/25/2016	7/26/2016	7/25/2016	7/25/2016	7/25/2016	7/25/2016	7/25/2016
DISSOLVED OXYGEN	mg/L	2.74	1.34	2.04	1.75	0.36	0.50	0.93	0.80	0.71
pH	SU	7.02	7.12	10.09	10.65	9.81	7.17	6.88	7.27	7.09
REDOX POTENTIAL	mV	-116.5	-132.7	-31.5	-78.0	-59.2	-119.4	-57.8	-86.1	-162.9
SPECIFIC CONDUCTIVITY	mS/cm	1.224	0.726	0.704	1.191	1.079	0.682	0.729	0.540	0.660
TURBIDITY	NTU	3.99	2.09	3.57	2.24	3.37	4.63	3.59	4.87	2.56
APPENDIX III										
BORON, TOTAL	µg/L	115	ND	2,750	3,860	14,100	3,980	99.8 J	462	2,250
CALCIUM, TOTAL	µg/L	146,000	98,500	37,700	12,000	5,760	65,600	117,000	82,300	68,700
CHLORIDE, TOTAL	mg/L	55.7	29.5	19.5	25.0	28.3	19.2	3.8	3.9	12.0
FLUORIDE, TOTAL	mg/L	0.14 J	0.14 J	0.40	0.85	0.74	0.75	0.12 J	0.15 J	0.29
SULFATE, TOTAL	mg/L	40.1	5.5	228	310	174	40.7	2.8	35.7	42.8
TOTAL DISSOLVED SOLIDS	mg/L	712	410	424	855	705	398	409	324	371
APPENDIX IV										
ANTIMONY, TOTAL	µg/L	ND	ND	1.0	5.0	0.13 J	ND	ND	0.14 J	ND
ARSENIC, TOTAL	µg/L	24.3	2.8	9.3	238	64.0	7.2	4.1	0.62 J	91.8
BARIUM, TOTAL	µg/L	496	382	15.1	17.0	16.0	256	383	119	287
BERYLLIUM, TOTAL	µg/L	ND	ND	ND	ND	ND	ND	ND	ND	ND
CADMIUM, TOTAL	µg/L	ND	ND	ND	0.26 J	ND	ND	ND	ND	ND
CHROMIUM, TOTAL	µg/L	1.8	0.60 J	1.4 J	0.96 J	1.5	0.66 J	1.1	1.7	0.70 J
COBALT, TOTAL	µg/L	ND	ND	ND	ND	ND	ND	0.93 J	ND	ND
LEAD, TOTAL	µg/L	ND	ND	ND	10.2	3.4 J	ND	ND	ND	ND
LITHIUM, TOTAL	µg/L	62.9	9.6 J	ND	ND	ND	43.1	6.5 J	ND	34.4
MERCURY, TOTAL	µg/L	ND	ND	ND	ND	ND	ND	ND	ND	ND
MOLYBDENUM, TOTAL	µg/L	ND	ND	57.7	197	811	95.9	ND	ND	185
RADIUM [226 + 228]	pCi/L	2.278	1.360	ND	ND	ND	ND	ND	ND	ND
SELENIUM, TOTAL	µg/L	ND	ND	12.7	1.5	0.70 J	ND	ND	0.70 J	ND
THALLIUM, TOTAL	µg/L	ND	ND	ND	ND	ND	ND	ND	ND	ND

NOTES

- Unit Abbreviations: µg/L - micrograms per liter, mg/L - milligrams per liter, SU - standard units, and pCi/L - picocuries per liter, mV - millivolts, mS/cm - millisiemens per centimeter, NTU - nephelometric turbidity unit.
- J - Result is an estimated value.
- ND - Constituent was analyzed for, but was not detected above the Method Detection Limit (MDL) and is considered a non-detect.
- Radium (226 + 228) is reported as the sum of the Radium 226 and the Radium 228 activity concentrations unless the sum of the Radium 226 and Radium 228 Minimum Detectable Concentrations (MDC) is higher in which case it is displayed as ND.

Prepared By: JSI 12/1/2017
Checked By: RJF 12/15/2017
Reviewed By: MNH 1/19/2018

Table 5
Baseline Sampling Event 4 Results
RCPA Surface Impoundment
Rush Island Energy Center, Jefferson County, MO

ANALYTE	UNITS	BACKGROUND		GROUNDWATER MONITORING WELLS						
		MW-B1	MW-B2	MW-1	MW-2	MW-3	MW-4	MW-5	MW-6	MW-7
FIELD PARAMETERS										
DATE	NA	9/6/2016	9/6/2016	9/7/2016	9/6/2016	9/6/2016	9/6/2016	9/6/2016	9/7/2016	9/7/2016
DISSOLVED OXYGEN	mg/L	0.86	3.44	1.25	0.09	0.85	0.55	1.00	1.62	0.37
pH	SU	7.01	6.92	9.70	10.90	9.80	7.35	7.24	7.35	7.18
REDOX POTENTIAL	mV	-109.2	-25.6	140.5	-219.2	-17.4	-113.8	-86.4	15.4	-138.6
SPECIFIC CONDUCTIVITY	mS/cm	1.040	0.616	0.565	1.161	1.003	0.641	0.682	0.614	0.615
TURBIDITY	NTU	4.68	1.50	4.82	3.30	4.28	2.00	1.74	4.47	2.10
APPENDIX III										
BORON, TOTAL	µg/L	116	ND	1,820	4,350	14,500	4,350	90.1 J	353	2,340
CALCIUM, TOTAL	µg/L	153,000	109,000	30,800	11,900	5,940	72,600	125,000	90,400	72,300
CHLORIDE, TOTAL	mg/L	56.1	36.5	23.2	26.5	29.3	19.7	3.6	3.3	12.3
FLUORIDE, TOTAL	mg/L	0.098 J	0.19 J	0.37	0.89	0.63	0.73	0.18 J	0.14 J	0.27
SULFATE, TOTAL	mg/L	46.0	11.2	211	324	195	43.9	2.0	37.3	50.0
TOTAL DISSOLVED SOLIDS	mg/L	733	404	371	856	731	414	401	319	380
APPENDIX IV										
ANTIMONY, TOTAL	µg/L	ND	ND	0.80 J	5.4	0.12 J	ND	ND	0.10 J	ND
ARSENIC, TOTAL	µg/L	22.6	3.1	13.1	250	74.3	7.4	4.1	0.97 J	96.3
BARIUM, TOTAL	µg/L	490	407	12.6	13.7	15.3	268	391	252	285
BERYLLIUM, TOTAL	µg/L	ND	ND	ND	ND	ND	ND	ND	ND	ND
CADMIUM, TOTAL	µg/L	ND	ND	ND	ND	ND	ND	ND	ND	ND
CHROMIUM, TOTAL	µg/L	1.4	1.8	ND	1.2	1.9	0.86 J	1.4 J	1.1	ND
COBALT, TOTAL	µg/L	ND	ND	ND	ND	ND	ND	ND	ND	ND
LEAD, TOTAL	µg/L	3.1 J	ND	ND	17.7	4.2 J	ND	ND	ND	ND
LITHIUM, TOTAL	µg/L	61.5	9.8 J	ND	ND	ND	44.8	6.3 J	ND	32.4
MERCURY, TOTAL	µg/L	ND	ND	ND	ND	ND	ND	ND	ND	ND
MOLYBDENUM, TOTAL	µg/L	ND	0.82 J	42.8	183	804	105	0.88 J	1.5 J	188
RADIUM [226 + 228]	pCi/L	1.920	2.258	ND	ND	1.238	1.892	ND	ND	ND
SELENIUM, TOTAL	µg/L	ND	ND	4.5	2.2	0.66 J	0.24 J	ND	0.42 J	ND
THALLIUM, TOTAL	µg/L	ND	ND	ND	ND	ND	ND	ND	ND	ND

NOTES

1. Unit Abbreviations: µg/L - micrograms per liter, mg/L - milligrams per liter, SU - standard units, and pCi/L - picocuries per liter, mV - millivolts, mS/cm - millisiemens per centimeter, NTU - nephelometric turbidity unit.
2. J - Result is an estimated value.
3. ND - Constituent was analyzed for, but was not detected above the Method Detection Limit (MDL) and is considered a non-detect.
4. Radium (226 + 228) is reported as the sum of the Radium 226 and the Radium 228 activity concentrations unless the sum of the Radium 226 and Radium 228 Minimum Detectable Concentrations (MDC) is higher in which case it is displayed as ND.
5. MW-B2 resampled for Chloride, Fluoride, and Sulfate on 10/13/2016 due to insufficient sample volume in the initial sampling.

Prepared By: JSI 12/1/2017
Checked By: RJF 12/15/2017
Reviewed By: MNH 1/19/2018

Table 6
Baseline Sampling Event 5 Results
RCPA Surface Impoundment
Rush Island Energy Center, Jefferson County, MO

ANALYTE	UNITS	BACKGROUND		GROUNDWATER MONITORING WELLS						
		MW-B1	MW-B2	MW-1	MW-2	MW-3	MW-4	MW-5	MW-6	MW-7
FIELD PARAMETERS										
DATE	NA	11/16/2016	11/16/2016	11/16/2016	11/16/2016	11/16/2016	11/16/2016	11/16/2016	11/16/2016	11/16/2016
DISSOLVED OXYGEN	mg/L	0.36	0.45	0.43	0.50	0.27	0.49	0.40	1.50	0.72
pH	SU	6.86	7.08	9.90	10.71	8.94	7.11	6.91	7.64	7.13
REDOX POTENTIAL	mV	-149.3	-139.1	4.5	-51.1	-37.7	-134.0	-119.7	-44.8	-151.5
SPECIFIC CONDUCTIVITY	mS/cm	1.161	0.776	0.634	1.144	0.980	0.680	0.736	0.570	0.641
TURBIDITY	NTU	3.48	2.45	0.91	2.00	3.86	1.10	2.34	4.77	4.82
APPENDIX III										
BORON, TOTAL	µg/L	112	ND	1,520	5,730	15,600	4,450	89.2 J	1,820	2,360
CALCIUM, TOTAL	µg/L	143,000	110,000	42,100	10,800	5,940	69,700	126,000	90,200	71,700
CHLORIDE, TOTAL	mg/L	60.6	34.7	21.2	23.5	28.3	19.0	3.3	9.6	11.8
FLUORIDE, TOTAL	mg/L	0.14 J	0.18 J	0.22	0.95	0.80	0.80	0.14 J	0.23	0.32
SULFATE, TOTAL	mg/L	36.6	9.7	223	288	156	41.2	3.1	18.8	36.8
TOTAL DISSOLVED SOLIDS	mg/L	658	405	390	783	664	406	420	343	368
APPENDIX IV										
ANTIMONY, TOTAL	µg/L	ND	ND	ND	6.4	ND	ND	ND	ND	ND
ARSENIC, TOTAL	µg/L	30.0	3.6	12.0	257	28.6	6.4	4.3	0.75 J	90.7
BARIUM, TOTAL	µg/L	464	405	15.5	10.4	19.7	256	392	166	284
BERYLLIUM, TOTAL	µg/L	ND	ND	ND	ND	ND	ND	ND	ND	ND
CADMIUM, TOTAL	µg/L	ND	ND	ND	ND	ND	ND	ND	ND	ND
CHROMIUM, TOTAL	µg/L	0.38 J	ND	ND	0.58 J	0.89 J	0.57 J	0.51 J	0.60 J	0.48 J
COBALT, TOTAL	µg/L	ND	ND	ND	ND	ND	ND	ND	ND	ND
LEAD, TOTAL	µg/L	ND	ND	ND	4.5 J	6.4	ND	ND	ND	ND
LITHIUM, TOTAL	µg/L	54.7	5.5 J	ND	ND	ND	39.9	ND	ND	29.2
MERCURY, TOTAL	µg/L	ND	ND	ND	ND	ND	ND	ND	ND	ND
MOLYBDENUM, TOTAL	µg/L	ND	ND	32.6	201	869	109	ND	ND	162
RADIUM [226 + 228]	pCi/L	1.548	ND	ND	ND	ND	ND	ND	ND	ND
SELENIUM, TOTAL	µg/L	ND	ND	3.8	1.6	0.66 J	ND	ND	0.25 J	ND
THALLIUM, TOTAL	µg/L	ND	ND	ND	ND	ND	ND	ND	ND	ND

NOTES

- Unit Abbreviations: µg/L - micrograms per liter, mg/L - milligrams per liter, SU - standard units, and pCi/L - picocuries per liter, mV - millivolts, mS/cm - millisiemens per centimeter, NTU - nephelometric turbidity unit.
- J - Result is an estimated value.
- ND - Constituent was analyzed for, but was not detected above the Method Detection Limit (MDL) and is considered a non-detect.
- Radium (226 + 228) is reported as the sum of the Radium 226 and the Radium 228 activity concentrations unless the sum of the Radium 226 and Radium 228 Minimum Detectable Concentrations (MDC) is higher in which case it is displayed as ND.

Prepared By: JSI 12/1/2017
Checked By: RJF 12/15/2017
Reviewed By: MNH 1/19/2018

Table 7
Baseline Sampling Event 6 Results
RCPA Surface Impoundment
Rush Island Energy Center, Jefferson County, MO

ANALYTE	UNITS	BACKGROUND		GROUNDWATER MONITORING WELLS						
		MW-B1	MW-B2	MW-1	MW-2	MW-3	MW-4	MW-5	MW-6	MW-7
FIELD PARAMETERS										
DATE	NA	1/19/2017	1/19/2017	1/19/2017	1/19/2017	1/19/2017	1/19/2017	1/19/2017	1/19/2017	1/19/2017
DISSOLVED OXYGEN	mg/L	0.90	1.32	0.45	0.20	0.24	0.35	0.37	1.73	0.93
pH	SU	6.85	6.78	9.79	10.88	9.84	7.32	7.16	7.10	7.14
REDOX POTENTIAL	mV	-45.8	41.7	110.2	-223.8	-179.4	-122.5	-106.7	-45.0	-77.1
SPECIFIC CONDUCTIVITY	mS/cm	1.319	0.801	0.754	1.458	1.268	0.805	0.856	0.623	0.680
TURBIDITY	NTU	3.07	3.21	1.57	3.10	2.68	2.37	3.86	4.80	4.98
APPENDIX III										
BORON, TOTAL	µg/L	115	ND	1,550	4,850	14,500	4,180	98.8 J	2,130	2,420
CALCIUM, TOTAL	µg/L	161,000	108,000	43,600	12,100	6,120	69,400	130,000	90,500	77,300
CHLORIDE, TOTAL	mg/L	43.0	33.5	19.9	27.7	30.2	18.5	3.7	13.0	12.3
FLUORIDE, TOTAL	mg/L	0.11 J	0.15 J	0.16 J	1.2	0.82	0.82	0.12 J	0.24	0.31
SULFATE, TOTAL	mg/L	40.6	14.3	213	321	205	29.7	4.9	19.0	42.8
TOTAL DISSOLVED SOLIDS	mg/L	704	426	395	874	718	405	413	350	371
APPENDIX IV										
ANTIMONY, TOTAL	µg/L	ND	ND	ND	4.6	ND	ND	ND	ND	ND
ARSENIC, TOTAL	µg/L	24.3	3.7	9.4	224	72.0	6.7	4.3	0.50 J	96.6
BARIUM, TOTAL	µg/L	556	448	18.1	12.2	16.3	280	413	190	328
BERYLLIUM, TOTAL	µg/L	ND	ND	ND	ND	ND	ND	ND	ND	ND
CADMIUM, TOTAL	µg/L	ND	ND	ND	0.14 J	ND	ND	ND	ND	ND
CHROMIUM, TOTAL	µg/L	ND	ND	ND	ND	ND	ND	ND	ND	ND
COBALT, TOTAL	µg/L	ND	ND	ND	ND	ND	ND	ND	ND	ND
LEAD, TOTAL	µg/L	ND	ND	ND	9.7	5.3	ND	3.0 J	2.6 J	ND
LITHIUM, TOTAL	µg/L	64.7	9.7 J	ND	ND	ND	44.6	ND	7.0 J	38.7
MERCURY, TOTAL	µg/L	ND	ND	ND	ND	ND	ND	ND	ND	ND
MOLYBDENUM, TOTAL	µg/L	ND	ND	32.8	160	697	96.5	ND	ND	180
RADIUM [226 + 228]	pCi/L	ND	ND	ND	ND	ND	ND	ND	ND	ND
SELENIUM, TOTAL	µg/L	ND	ND	3.4	1.1	0.55 J	0.12 J	ND	0.24 J	ND
THALLIUM, TOTAL	µg/L	0.071 J	ND	0.12 J	ND	ND	ND	ND	0.090 J	0.063 J

NOTES

1. Unit Abbreviations: µg/L - micrograms per liter, mg/L - milligrams per liter, SU - standard units, and pCi/L - picocuries per liter, mV - millivolts, mS/cm - millisiemens per centimeter, NTU - nephelometric turbidity unit.
2. J - Result is an estimated value.
3. ND - Constituent was analyzed for, but was not detected above the Method Detection Limit (MDL) and is considered a non-detect.
4. Radium (226 + 228) is reported as the sum of the Radium 226 and the Radium 228 activity concentrations unless the sum of the Radium 226 and Radium 228 Minimum Detectable Concentrations (MDC) is higher in which case it is displayed as ND.

Prepared By: JSI 12/1/2017
Checked By: RJF 12/15/2017
Reviewed By: MNH 1/19/2018

Table 8
Baseline Sampling Event 7 Results
RCPA Surface Impoundment
Rush Island Energy Center, Jefferson County, MO

ANALYTE	UNITS	BACKGROUND		GROUNDWATER MONITORING WELLS						
		MW-B1	MW-B2	MW-1	MW-2	MW-3	MW-4	MW-5	MW-6	MW-7
FIELD PARAMETERS										
DATE	NA	3/6/2017	3/6/2017	3/6/2017	3/6/2017	3/6/2017	3/6/2017	3/6/2017	3/6/2017	3/6/2017
DISSOLVED OXYGEN	mg/L	0.97	0.53	0.69	0.57	0.47	0.67	0.66	2.34	0.86
pH	SU	6.85	7.00	10.14	11.00	10.06	7.55	7.69	7.14	7.09
REDOX POTENTIAL	mV	-69.1	-43.3	110.3	-204.7	-172.3	-65.8	-92.8	-31.0	-110.3
SPECIFIC CONDUCTIVITY	mS/cm	1.216	0.773	0.646	1.227	1.083	0.699	0.725	0.600	0.653
TURBIDITY	NTU	4.63	1.48	0.25	1.22	1.47	0.79	4.60	1.81	1.40
APPENDIX III										
BORON, TOTAL	µg/L	125	41.9 J	1,870	5,060	15,700	4,500	101	1,390	2,550
CALCIUM, TOTAL	µg/L	150,000	110,000	41,500	11,500	5,920	70,200	122,000	89,300	71,200
CHLORIDE, TOTAL	mg/L	50.1	34.4	20.1	27.6	30.2	19.0	3.5	8.1	11.7
FLUORIDE, TOTAL	mg/L	0.16 J	0.17 J	0.24	1.3	0.81	0.81	0.14 J	0.24	0.35
SULFATE, TOTAL	mg/L	35.9	15.4	208	292	176	25.8	4.0	26.1	39.4
TOTAL DISSOLVED SOLIDS	mg/L	681	434	385	829	707	397	376	362	381
APPENDIX IV										
ANTIMONY, TOTAL	µg/L	0.028 J	ND	0.88 J	4.6	0.13 J	0.029 J	ND	0.050 J	ND
ARSENIC, TOTAL	µg/L	23.4	3.0	12.8	217	80.0	6.8	4.8	ND	92.3
BARIUM, TOTAL	µg/L	514	450	19.2	12.0	15.0	286	384	144	308
BERYLLIUM, TOTAL	µg/L	ND	ND	ND	ND	ND	ND	ND	ND	ND
CADMIUM, TOTAL	µg/L	ND	ND	ND	0.20 J	ND	ND	ND	ND	ND
CHROMIUM, TOTAL	µg/L	2.0	ND	2.2	ND	ND	1.6	ND	ND	ND
COBALT, TOTAL	µg/L	ND	ND	0.86 J	ND	ND	0.82 J	ND	ND	ND
LEAD, TOTAL	µg/L	ND	ND	ND	9.6	4.9 J	ND	3.0 J	ND	ND
LITHIUM, TOTAL	µg/L	64.4	11.8	ND	3.5 J	ND	45.7	5.0 J	5.3 J	35.5
MERCURY, TOTAL	µg/L	ND	ND	ND	ND	ND	ND	ND	ND	ND
MOLYBDENUM, TOTAL	µg/L	1.5 J	ND	40.0	168	753	103	ND	2.4 J	196
RADIUM [226 + 228]	pCi/L	ND	ND	ND	ND	ND	ND	ND	ND	ND
SELENIUM, TOTAL	µg/L	ND	ND	3.5	1.6	0.57 J	0.12 J	ND	0.25 J	ND
THALLIUM, TOTAL	µg/L	ND	ND	ND	ND	ND	ND	ND	ND	ND

NOTES

- Unit Abbreviations: µg/L - micrograms per liter, mg/L - milligrams per liter, SU - standard units, and pCi/L - picocuries per liter, mV - millivolts, mS/cm - millisiemens per centimeter, NTU - nephelometric turbidity unit.
- J - Result is an estimated value.
- ND - Constituent was analyzed for, but was not detected above the Method Detection Limit (MDL) and is considered a non-detect.
- Radium (226 + 228) is reported as the sum of the Radium 226 and the Radium 228 activity concentrations unless the sum of the Radium 226 and Radium 228 Minimum Detectable Concentrations (MDC) is higher in which case it is displayed as ND.

Prepared By: JSI 12/1/2017
Checked By: RJF 12/15/2017
Reviewed By: MNH 1/19/2018

Table 9
Baseline Sampling Event 8 Results
RCPA Surface Impoundment
Rush Island Energy Center, Jefferson County, MO

ANALYTE	UNITS	BACKGROUND		GROUNDWATER MONITORING WELLS						
		MW-B1	MW-B2	MW-1	MW-2	MW-3	MW-4	MW-5	MW-6	MW-7
FIELD PARAMETERS										
DATE	NA	6/8/2017	6/8/2017	6/8/2017	6/8/2017	6/8/2017	6/8/2017	6/8/2017	6/8/2017	6/8/2017
DISSOLVED OXYGEN	mg/L	0.68	0.96	0.14	0.37	0.31	0.79	0.05	2.10	0.41
pH	SU	6.25	6.52	9.42	10.90	9.90	7.55	7.12	6.08	6.02
REDOX POTENTIAL	mV	-85.6	-48.8	136.7	129.1	93.9	-85.3	-119.9	13.4	-37.9
SPECIFIC CONDUCTIVITY	mS/cm	1.110	0.732	0.632	1.149	1.023	0.672	0.714	0.557	0.615
TURBIDITY	NTU	3.88	3.98	0.64	1.69	2.34	4.75	8.41	0.10	0.71
APPENDIX III										
BORON, TOTAL	µg/L	116	43.4 J	1,710	5,510	14,900	4,510	99.7 J	399	2,310
CALCIUM, TOTAL	µg/L	143,000	106,000	38,600	10,600	5,890	63,700	122,000	95,000	68,200
CHLORIDE, TOTAL	mg/L	47.0	34.4	20.8	26.9	32.8	20.8	3.7	3.8	11.3
FLUORIDE, TOTAL	mg/L	0.11 J	0.15 J	0.11 J	1.1	0.80	0.87	0.11 J	0.16 J	0.28
SULFATE, TOTAL	mg/L	44.4	15.5	191	279	177	44.3	3.5	37.7	28.6
TOTAL DISSOLVED SOLIDS	mg/L	664	417	402	812	719	413	382	353	368
APPENDIX IV										
ANTIMONY, TOTAL	µg/L	ND	ND	0.73 J	5.1	0.15 J	0.034 J	0.048 J	0.16 J	0.086 J
ARSENIC, TOTAL	µg/L	29.5	3.2	8.9	242	85.6	6.0	5.1	0.61 J	105
BARIUM, TOTAL	µg/L	477	435	16.9	11.0	14.5	254	374	101	289
BERYLLIUM, TOTAL	µg/L	ND	ND	ND	ND	ND	ND	ND	ND	ND
CADMIUM, TOTAL	µg/L	ND	ND	ND	0.22 J	0.049 J	0.031 J	ND	ND	0.024 J
CHROMIUM, TOTAL	µg/L	0.060 J	0.15 J	ND	0.42 J	0.47 J	0.14 J	0.47 J	0.19 J	0.14 J
COBALT, TOTAL	µg/L	ND	ND	ND	ND	ND	0.73 J	ND	0.88 J	ND
LEAD, TOTAL	µg/L	ND	2.8 J	ND	7.0	3.8 J	ND	ND	ND	ND
LITHIUM, TOTAL	µg/L	55.6	7.1 J	ND	ND	ND	44.1	ND	ND	28.9
MERCURY, TOTAL	µg/L	0.051 J	0.050 J	0.052 J	0.055 J	0.054 J	0.050 J	0.054 J	ND	ND
MOLYBDENUM, TOTAL	µg/L	1.9 J	ND	36.3	174	676	133	1.4 J	2.5 J	152
RADIUM [226 + 228]	pCi/L	2.243	1.689	ND	ND	ND	1.556	1.623	1.515	ND
SELENIUM, TOTAL	µg/L	ND	ND	1.7	1.2	0.73 J	0.11 J	ND	0.72 J	0.097 J
THALLIUM, TOTAL	µg/L	ND	ND	ND	ND	ND	ND	ND	ND	ND

NOTES

- Unit Abbreviations: µg/L - micrograms per liter, mg/L - milligrams per liter, SU - standard units, and pCi/L - picocuries per liter, mV - millivolts, mS/cm - millisiemens per centimeter, NTU - nephelometric turbidity unit.
- J - Result is an estimated value.
- ND - Constituent was analyzed for, but was not detected above the Method Detection Limit (MDL) and is considered a non-detect.
- Radium (226 + 228) is reported as the sum of the Radium 226 and the Radium 228 activity concentrations unless the sum of the Radium 226 and Radium 228 Minimum Detectable Concentrations (MDC) is higher in which case it is displayed as ND.

Table 10
November 2017 Detection Monitoring Results
RCPA Surface Impoundment
Rush Island Energy Center, Jefferson County, MO

ANALYTE	UNITS	BACKGROUND		GROUNDWATER MONITORING WELLS						
		MW-B1	MW-B2	MW-1	MW-2	MW-3	MW-4	MW-5	MW-6	MW-7
FIELD PARAMETERS										
DATE	NA	11/9/2017	11/9/2017	11/9/2017	11/9/2017	11/9/2017	11/10/2017	11/10/2017	11/9/2017	11/9/2017
DISSOLVED OXYGEN	mg/L	0.76	1.08	0.83	0.26	0.53	0.48	1.29	2.50	0.73
pH	SU	6.56	6.61	9.40	10.66	9.59	7.26	6.64	7.10	6.79
REDOX POTENTIAL	mV	-63.0	61.1	-35.1	-171.0	-154.7	-80.1	101.6	42.9	-43.7
SPECIFIC CONDUCTIVITY	mS/cm	1.169	0.742	0.847	1.079	0.981	0.666	0.702	0.568	0.627
TURBIDITY	NTU	2.84	2.71	0.45	1.98	1.98	3.80	4.54	4.89	3.92
APPENDIX III										
BORON, TOTAL	µg/L	133	57.3 J	1,480	5,650	15,400	4,260	132	747	2,370
CALCIUM, TOTAL	µg/L	155,000	112,000	68,800	9,440	5,790	66,900	124,000	98,200	73,000
CHLORIDE, TOTAL	mg/L	45.4	37.1	18.9	27.6	31.3	19.8	3.8	5.4	12.6
FLUORIDE, TOTAL	mg/L	0.16 J	0.18 J	0.20 J	0.87	0.90	0.88	0.17 J	0.19 J	0.33
SULFATE, TOTAL	mg/L	38.2	12.5	382	294	175	44.6	2.0	33.0	46.8
TOTAL DISSOLVED SOLIDS	mg/L	685	437	585	792	697	417	407	366	388

NOTES

1. Unit Abbreviations: µg/L - micrograms per liter, mg/L - milligrams per liter, SU - standard units, mV - millivolts, mS/cm - millisiemens per centimeter, and NTU - nephelometric turbidity unit.
2. J - Result is an estimated value.
3. ND - Constituent was analyzed for, but was not detected above the Method Detection Limit (MDL) and is considered a non-detect. Values displayed as ND.
4. NA - Not applicable.

Prepared By: JSI
Checked By: RJF
Reviewed By: MNH

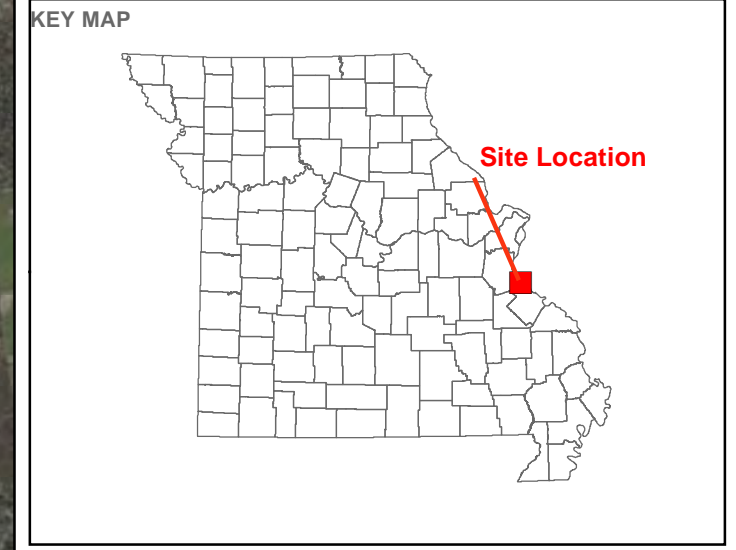
FIGURES



LEGEND


- Rush Island Energy Center Property Boundary
- RCPA Surface Impoundment
- Monitoring Well Location

-DRAFT-
CONFIDENTIAL
Attorney Client Communication
Attorney Work Product
Work in Progress



- NOTES**
- 1.) ALL LOCATIONS AND BOUNDARIES ARE APPROXIMATE
 - 2.) INFORMATION ON THE CONSTRUCTION OF THE MONITORING WELLS IS AVAILABLE ON TABLE 1.
 - 3.) WELLS WERE SURVEYED BY ZAHNER AND ASSOCIATES, INC., ON DECEMBER 1ST, 2015.

- REFERENCES**
- 1.) AMEREN MISSOURI RUSH ISLAND ENERGY CENTER, RUSH ISLAND PROPERTY CONTROL MAP, JANUARY 2012.
 - 2.) COORDINATE SYSTEM: NAD 1983 STATE PLANE MISSOURI EAST FIPS 2401 FEET.



CLIENT
 AMEREN MISSOURI
 RUSH ISLAND ENERGY CENTER

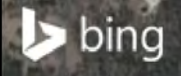


PROJECT
 GROUNDWATER MONITORING PROGRAM

TITLE
SITE LOCATION AERIAL MAP AND MONITORING WELL LOCATIONS

CONSULTANT	YYYY-MM-DD	2015-07-17
	PREPARED	JSI
	DESIGN	JSI
	REVIEW	JS
	APPROVED	MNH

Service Layer Credits: Image courtesy of USGS © 2017 Microsoft Corporation



Path: G:\Projects\153-1406 - Ameren GW Monitoring Program - MOCPhase 0002 - Rush Island Energy\800 - FIGURES\DRAWINGS\PRODUCTION\GMP - Figures\Figure 2 - Monitoring Well Locations\Surveyed Well Locations Map.mxd

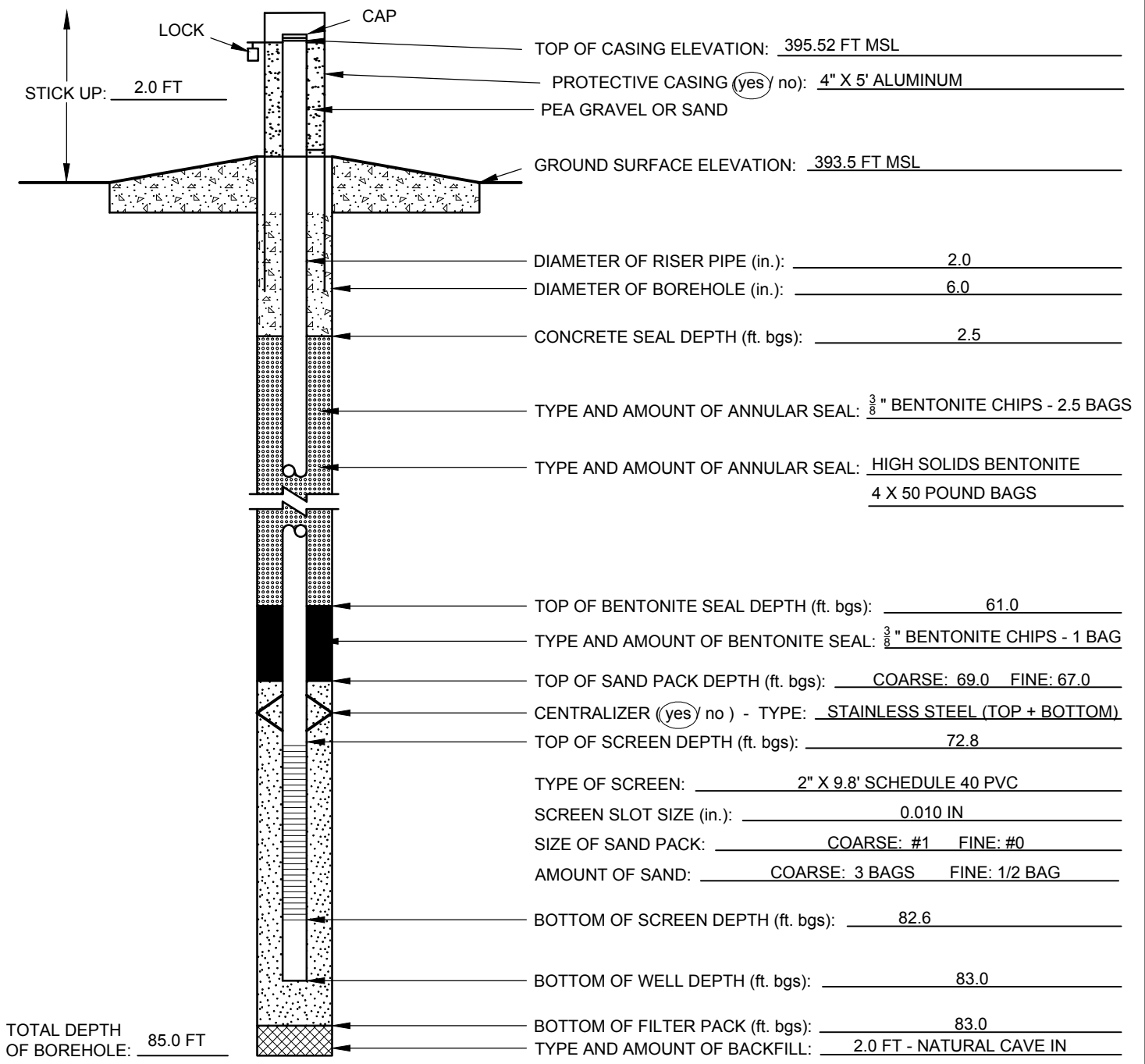
1 in. IF THIS MEASUREMENT DOES NOT MATCH WHAT IS SHOWN, THE SHEET SIZE HAS BEEN MODIFIED FROM:

APPENDIX A – CCR MONITORING WELL CONSTRUCTION DIAGRAMS



ABOVE GROUND MONITORING WELL CONSTRUCTION LOG MW-1

PROJECT NAME: AMEREN CCR GW MONITORING		PROJECT NUMBER: 153-1406.0002A	
SITE NAME: RUSH ISLAND ENERGY CENTER		LOCATION: MW-1	
CLIENT: AMEREN MISSOURI		SURFACE ELEVATION: 393.5 FT MSL	
GEOLOGIST: J. INGRAM	NORTHING: 835384.2	EASTING: 889832.5	
DRILLER: J. DRABEK	STATIC WATER LEVEL: 25.31 FT BTOC	COMPLETION DATE: 10/31/2015	
DRILLING COMPANY: CASCADE		DRILLING METHODS: SONIC	



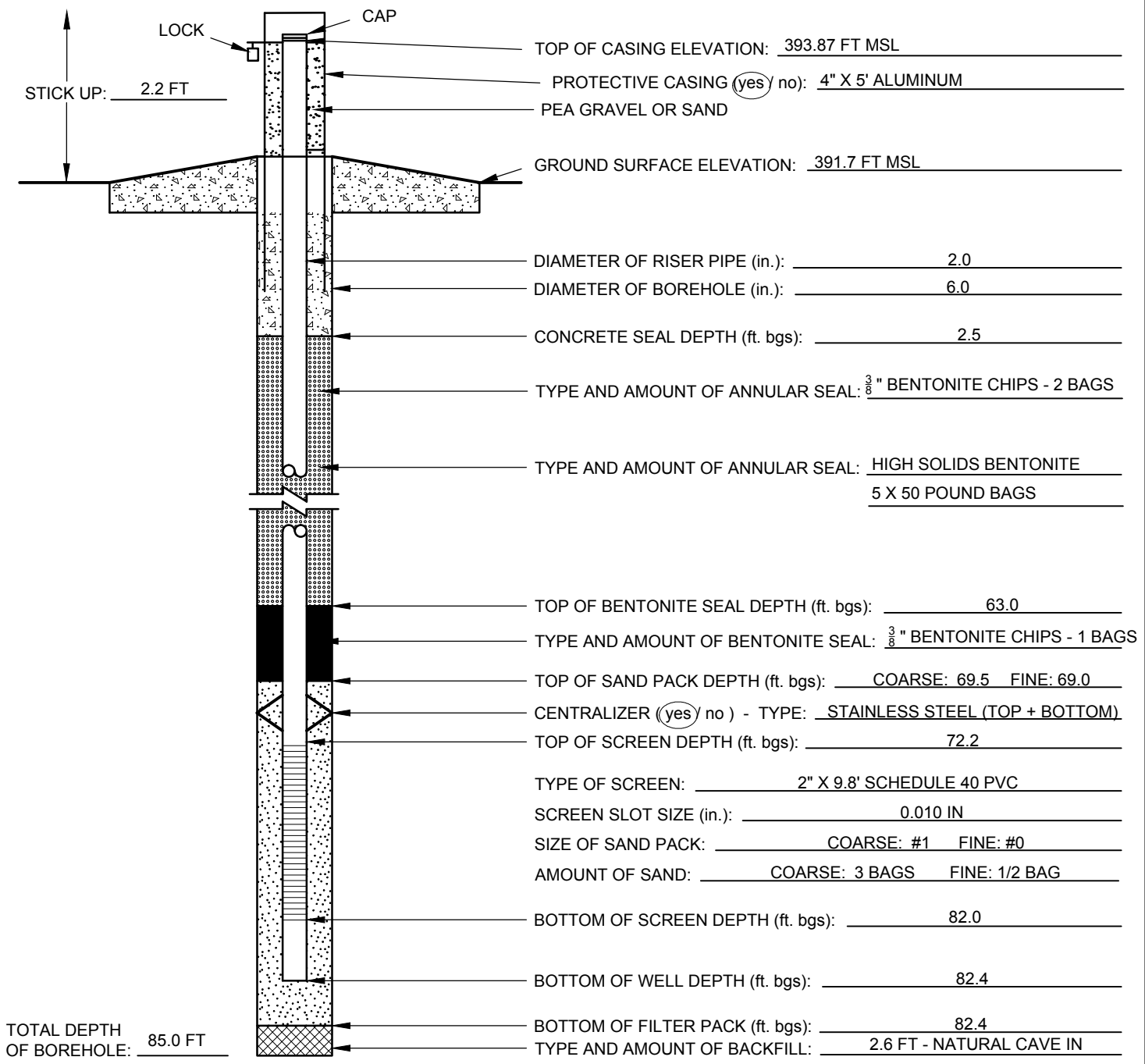
ADDITIONAL NOTES: FT BGS = FEET BELOW GROUND SURFACE. FT MSL = FEET ABOVE MEAN SEA LEVEL.
 400 GALLONS OF H2O USED DURING DRILLING. HORIZONTAL DATUM: STATE PLANE COORDINATES NAD83 US SURVEY FEET (2000)
 MISSOURI EAST ZONE. VERTICAL DATUM: NAVD88. WELL SURVEYED BY ZAHNER AND ASSOCIATES, INC ON DECEMBER 1, 2015
 FT BTOC = FEET BELOW TOP OF CASING. SAND AND BENTONITE BAGS WEIGH 50 LBS EACH.

CHECKED BY: J. INGRAM
 DATE CHECKED: 4/21/2016
 PREPARED BY: J. SUOZZI



ABOVE GROUND MONITORING WELL CONSTRUCTION LOG MW-2

PROJECT NAME: AMEREN CCR GW MONITORING		PROJECT NUMBER: 153-1406.0002A	
SITE NAME: RUSH ISLAND ENERGY CENTER		LOCATION: MW-2	
CLIENT: AMEREN MISSOURI		SURFACE ELEVATION: 391.7 FT MSL	
GEOLOGIST: J. INGRAM	NORTHING: 834261.5	EASTING: 890364.1	
DRILLER: J. DRABEK	STATIC WATER LEVEL: 23.94 FT BTOC	COMPLETION DATE: 10/31/2015	
DRILLING COMPANY: CASCADE		DRILLING METHODS: SONIC	



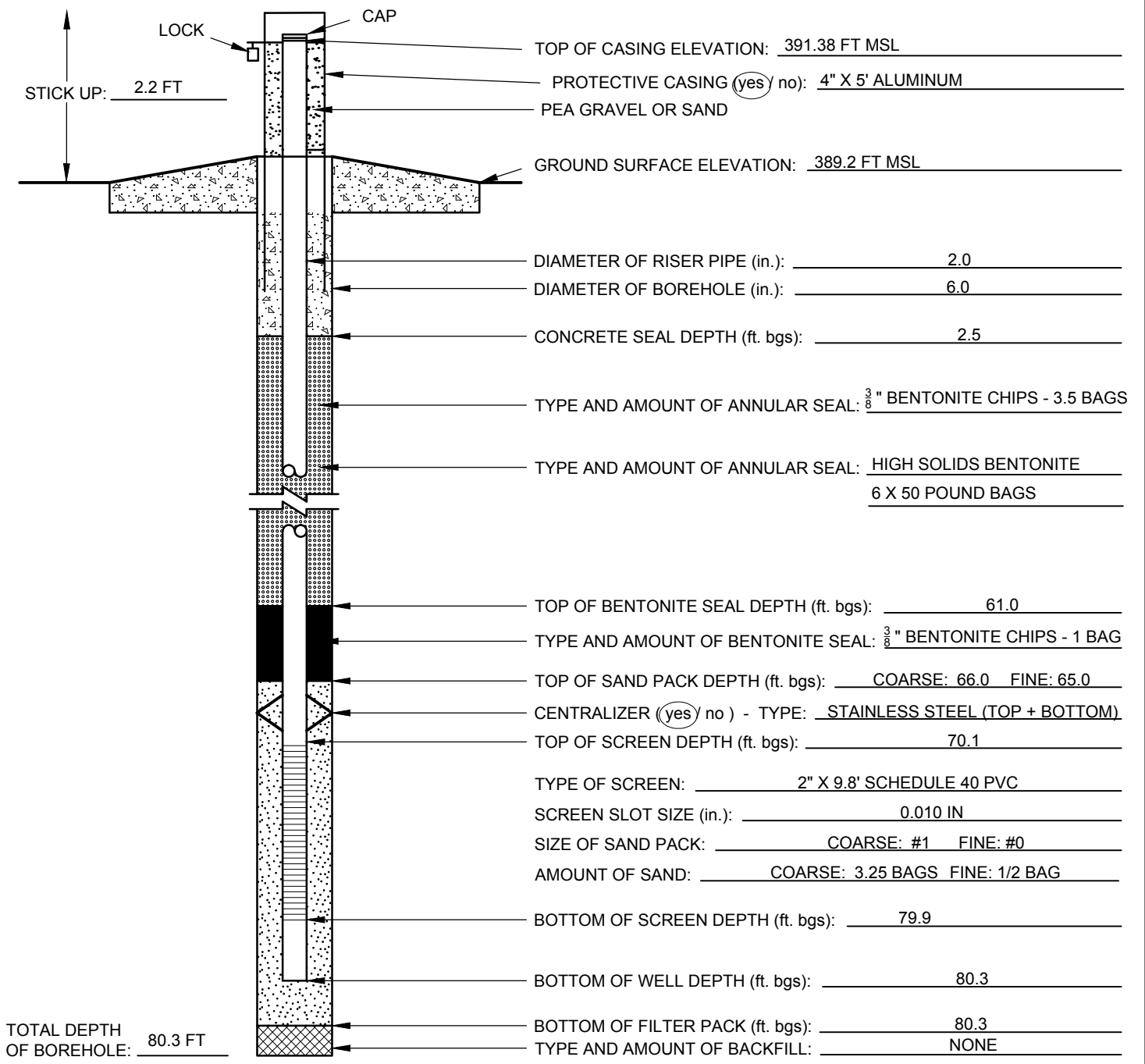
ADDITIONAL NOTES: FT BGS = FEET BELOW GROUND SURFACE. FT MSL = FEET ABOVE MEAN SEA LEVEL.
 350 GALLONS OF H2O USED DURING DRILLING. HORIZONTAL DATUM: STATE PLANE COORDINATES NAD83 US SURVEY FEET (2000)
 MISSOURI EAST ZONE. VERTICAL DATUM: NAVD88. WELL SURVEYED BY ZAHNER AND ASSOCIATES, INC ON DECEMBER 1, 2015
 FT BTOC = FEET BELOW TOP OF CASING. SAND AND BENTONITE BAGS WEIGH 50 LBS EACH.

CHECKED BY: J. INGRAM
 DATE CHECKED: 4/21/2016
 PREPARED BY: J. SUOZZI



ABOVE GROUND MONITORING WELL CONSTRUCTION LOG MW-3

PROJECT NAME: AMEREN CCR GW MONITORING		PROJECT NUMBER: 153-1406.0002A	
SITE NAME: RUSH ISLAND ENERGY CENTER		LOCATION: MW-3	
CLIENT: AMEREN MISSOURI		SURFACE ELEVATION: 389.2 FT MSL	
GEOLOGIST: J. INGRAM	NORTHING: 833178.4	EASTING: 890892.7	
DRILLER: J. DRABEK	STATIC WATER LEVEL: 21.84 FT BTOC	COMPLETION DATE: 10/31/2015	
DRILLING COMPANY: CASCADE		DRILLING METHODS: SONIC	



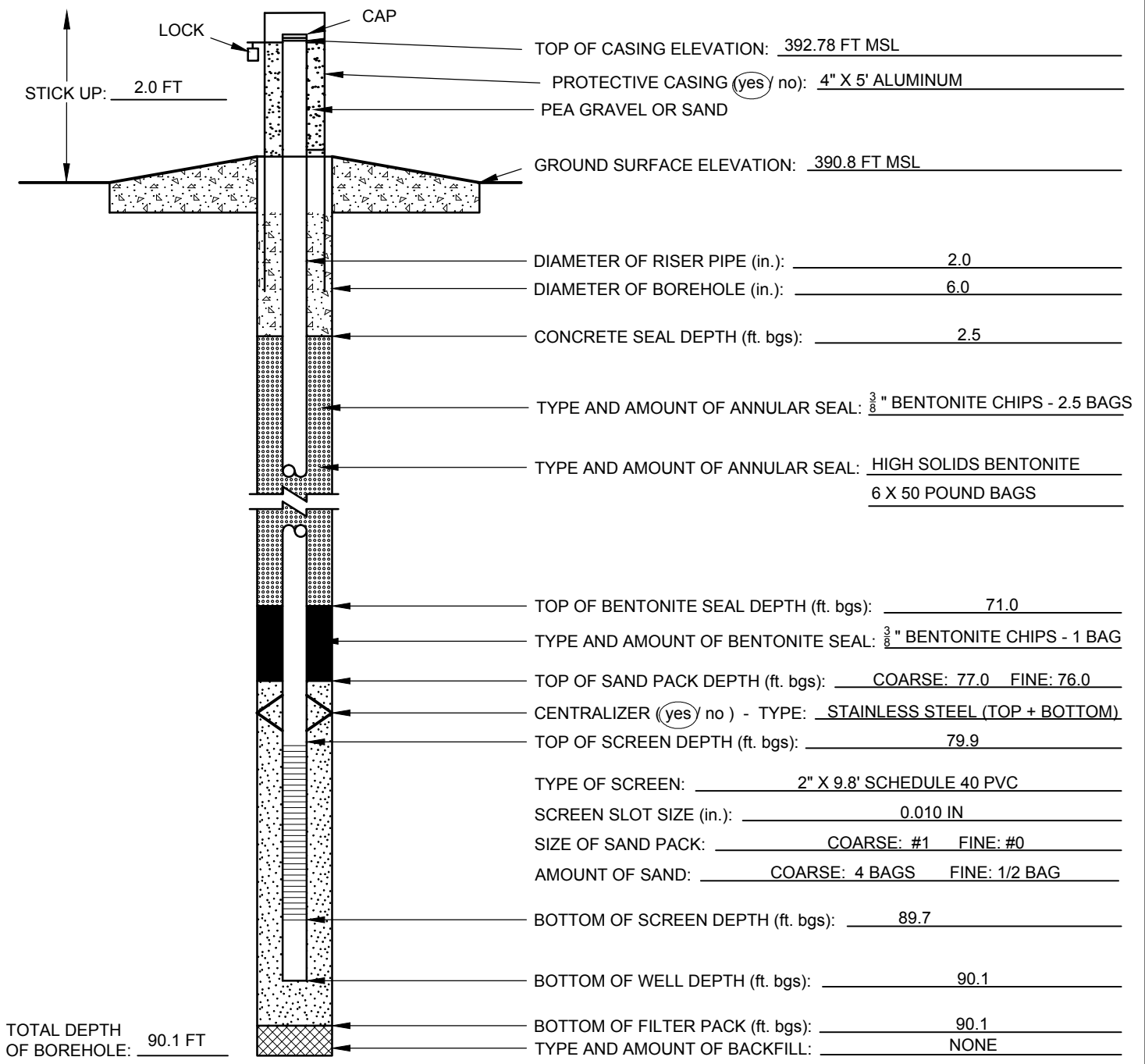
ADDITIONAL NOTES: FT BGS = FEET BELOW GROUND SURFACE. FT MSL = FEET ABOVE MEAN SEA LEVEL.
 280 GALLONS OF H2O USED DURING DRILLING. HORIZONTAL DATUM: STATE PLANE COORDINATES NAD83 US SURVEY FEET (2000)
 MISSOURI EAST ZONE. VERTICAL DATUM: NAVD88. WELL SURVEYED BY ZAHNER AND ASSOCIATES, INC ON DECEMBER 1, 2015
 FT BTOC = FEET BELOW TOP OF CASING. SAND AND BENTONITE BAGS WEIGH 50 LBS EACH.

CHECKED BY: J. INGRAM
 DATE CHECKED: 4/21/2016
 PREPARED BY: J. SUOZZI



ABOVE GROUND MONITORING WELL CONSTRUCTION LOG MW-4

PROJECT NAME: AMEREN CCR GW MONITORING		PROJECT NUMBER: 153-1406.0002A	
SITE NAME: RUSH ISLAND ENERGY CENTER		LOCATION: MW-4	
CLIENT: AMEREN MISSOURI		SURFACE ELEVATION: 390.8 FT MSL	
GEOLOGIST: J. INGRAM	NORTHING: 831647.5	EASTING: 890830.5	
DRILLER: J. DRABEK	STATIC WATER LEVEL: 22.64 FT BTOC	COMPLETION DATE: 10/30/2015	
DRILLING COMPANY: CASCADE		DRILLING METHODS: SONIC	



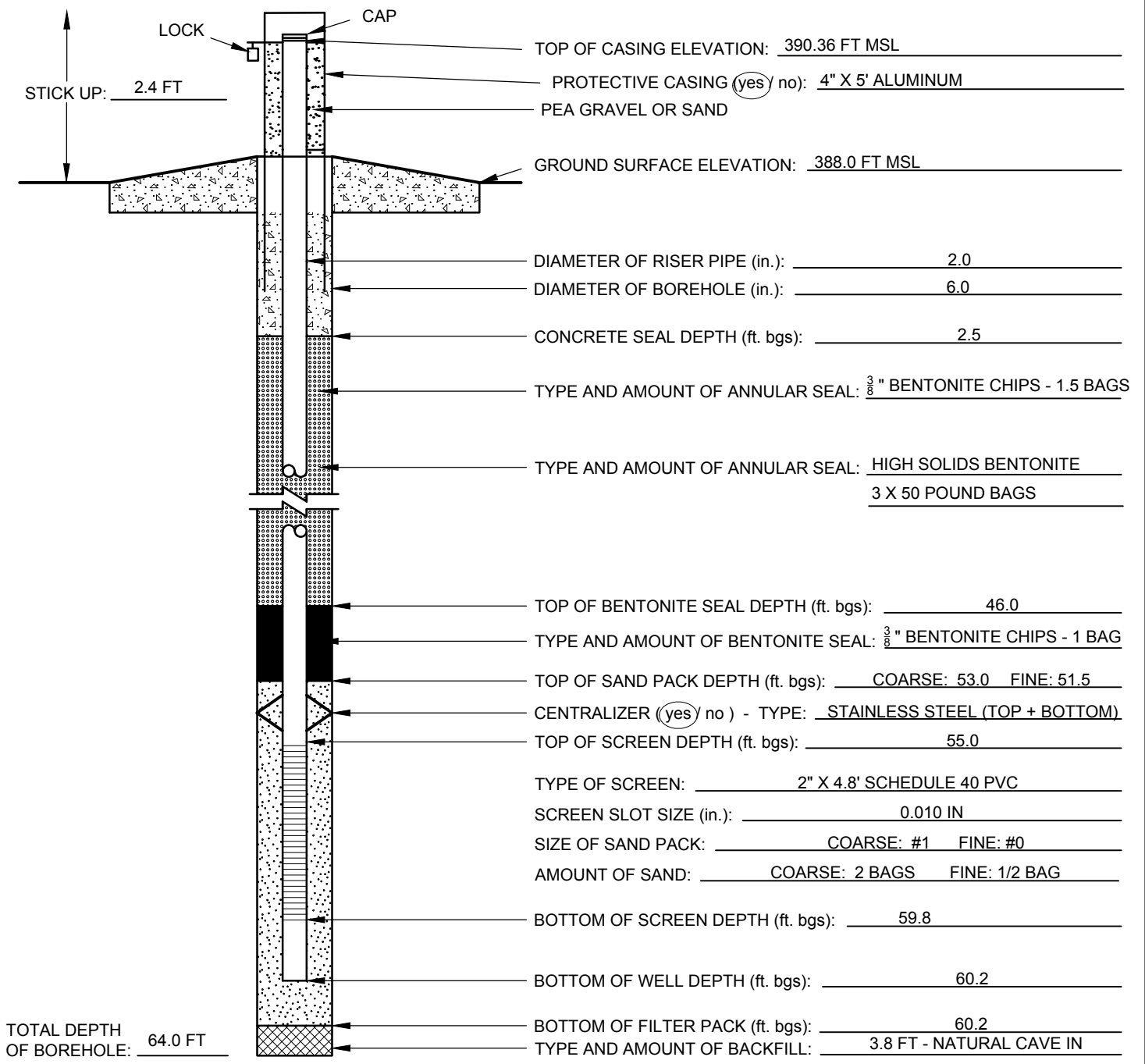
ADDITIONAL NOTES: FT BGS = FEET BELOW GROUND SURFACE. FT MSL = FEET ABOVE MEAN SEA LEVEL.
 325 GALLONS OF H2O USED DURING DRILLING. HORIZONTAL DATUM: STATE PLANE COORDINATES NAD83 US SURVEY FEET (2000)
 MISSOURI EAST ZONE. VERTICAL DATUM: NAVD88. WELL SURVEYED BY ZAHNER AND ASSOCIATES, INC ON DECEMBER 1, 2015
 FT BTOC = FEET BELOW TOP OF CASING. SAND AND BENTONITE BAGS WEIGH 50 LBS EACH.

CHECKED BY: J. INGRAM
 DATE CHECKED: 4/21/2016
 PREPARED BY: J. SUOZZI



ABOVE GROUND MONITORING WELL CONSTRUCTION LOG MW-5

PROJECT NAME: AMEREN CCR GW MONITORING		PROJECT NUMBER: 153-1406.0002A	
SITE NAME: RUSH ISLAND ENERGY CENTER		LOCATION: MW-5	
CLIENT: AMEREN MISSOURI		SURFACE ELEVATION: 388.0 FT MSL	
GEOLOGIST: J. INGRAM	NORTHING: 831994.9	EASTING: 889984.5	
DRILLER: J. DRABEK	STATIC WATER LEVEL: 19.38 FT BTOC	COMPLETION DATE: 10/29/2015	
DRILLING COMPANY: CASCADE		DRILLING METHODS: SONIC	



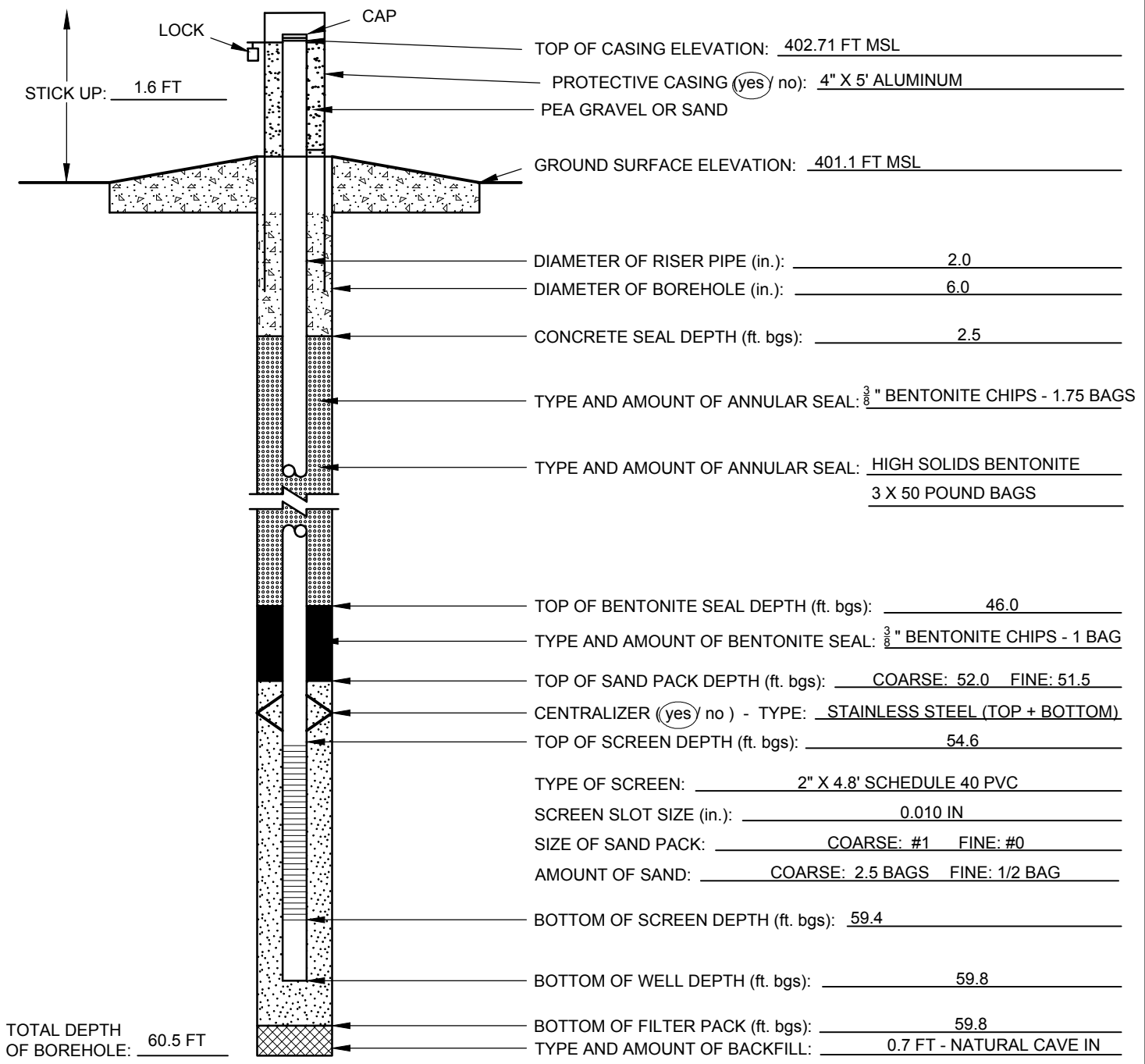
ADDITIONAL NOTES: FT BGS = FEET BELOW GROUND SURFACE. FT MSL = FEET ABOVE MEAN SEA LEVEL.
 150 GALLONS OF H2O USED DURING DRILLING. HORIZONTAL DATUM: STATE PLANE COORDINATES NAD83 US SURVEY FEET (2000)
 MISSOURI EAST ZONE. VERTICAL DATUM: NAVD88. WELL SURVEYED BY ZAHNER AND ASSOCIATES, INC ON DECEMBER 1, 2015
 FT BTOC = FEET BELOW TOP OF CASING. SAND AND BENTONITE BAGS WEIGH 50 LBS EACH.

CHECKED BY: J. INGRAM
 DATE CHECKED: 4/21/2016
 PREPARED BY: J. SUOZZI



ABOVE GROUND MONITORING WELL CONSTRUCTION LOG MW-6

PROJECT NAME: AMEREN CCR GW MONITORING		PROJECT NUMBER: 153-1406.0002A	
SITE NAME: RUSH ISLAND ENERGY CENTER		LOCATION: MW-6	
CLIENT: AMEREN MISSOURI		SURFACE ELEVATION: 401.1 FT MSL	
GEOLOGIST: J. INGRAM	NORTHING: 833111.0	EASTING: 888977.0	
DRILLER: J. DRABEK	STATIC WATER LEVEL: 36.11 FT BTOC	COMPLETION DATE: 10/28/2015	
DRILLING COMPANY: CASCADE		DRILLING METHODS: SONIC	



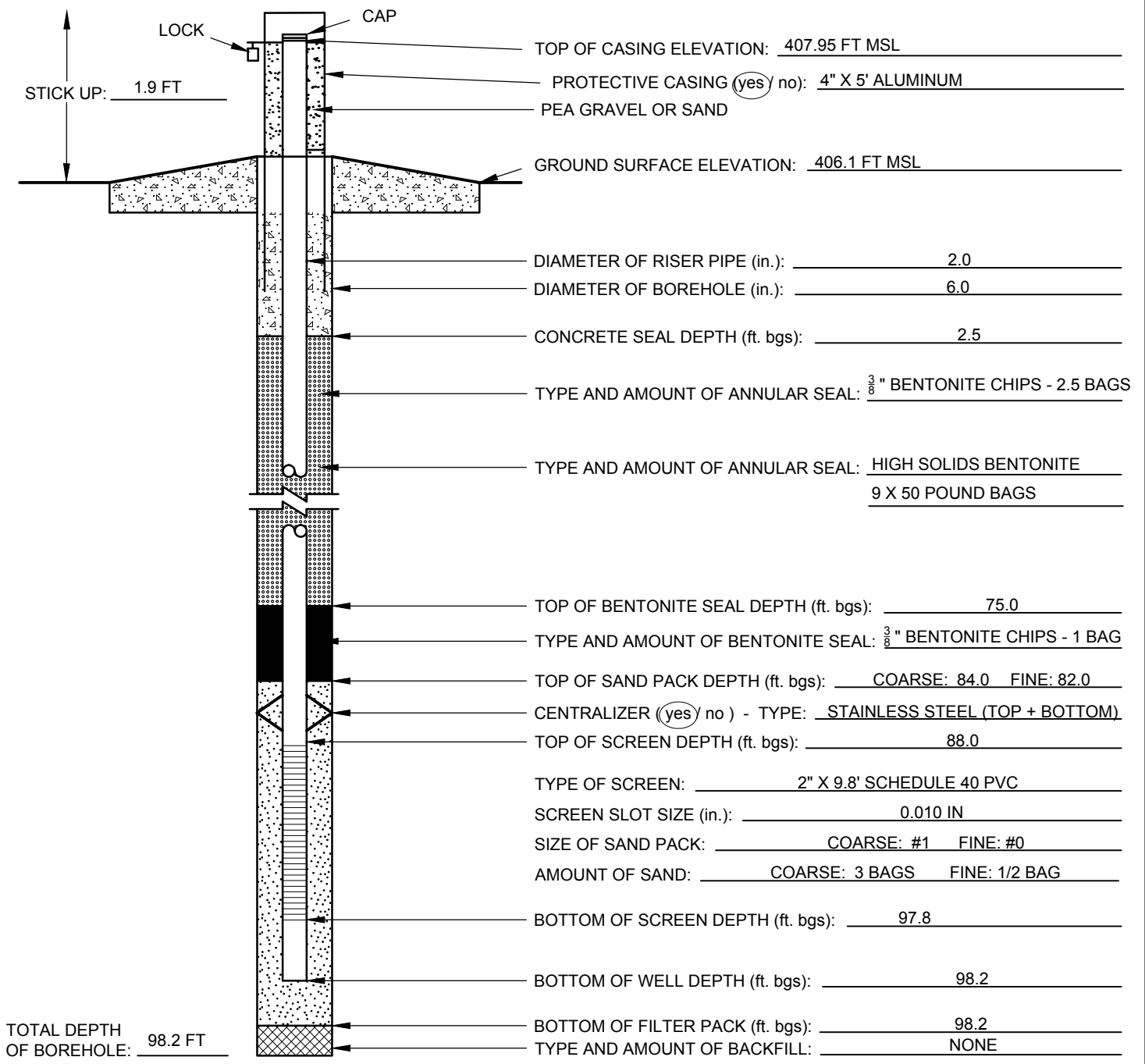
ADDITIONAL NOTES: FT BGS = FEET BELOW GROUND SURFACE. FT MSL = FEET ABOVE MEAN SEA LEVEL.
 120 GALLONS OF H2O USED DURING DRILLING. HORIZONTAL DATUM: STATE PLANE COORDINATES NAD83 US SURVEY FEET (2000)
 MISSOURI EAST ZONE. VERTICAL DATUM: NAVD88. WELL SURVEYED BY ZAHNER AND ASSOCIATES, INC ON DECEMBER 1, 2015
 FT BTOC = FEET BELOW TOP OF CASING. SAND AND BENTONITE BAGS WEIGH 50 LBS EACH.

CHECKED BY: J. INGRAM
 DATE CHECKED: 4/21/2016
 PREPARED BY: J. SUOZZI



ABOVE GROUND MONITORING WELL CONSTRUCTION LOG MW-7

PROJECT NAME: AMEREN CCR GW MONITORING		PROJECT NUMBER: 153-1406.0002A	
SITE NAME: RUSH ISLAND ENERGY CENTER		LOCATION: MW-7	
CLIENT: AMEREN MISSOURI		SURFACE ELEVATION: 406.1 FT MSL	
GEOLOGIST: J. INGRAM	NORTHING: 834476.8	EASTING: 888483.3	
DRILLER: J. DRABEK	STATIC WATER LEVEL: 36.11 FT BTOC	COMPLETION DATE: 10/28/2015	
DRILLING COMPANY: CASCADE		DRILLING METHODS: SONIC	



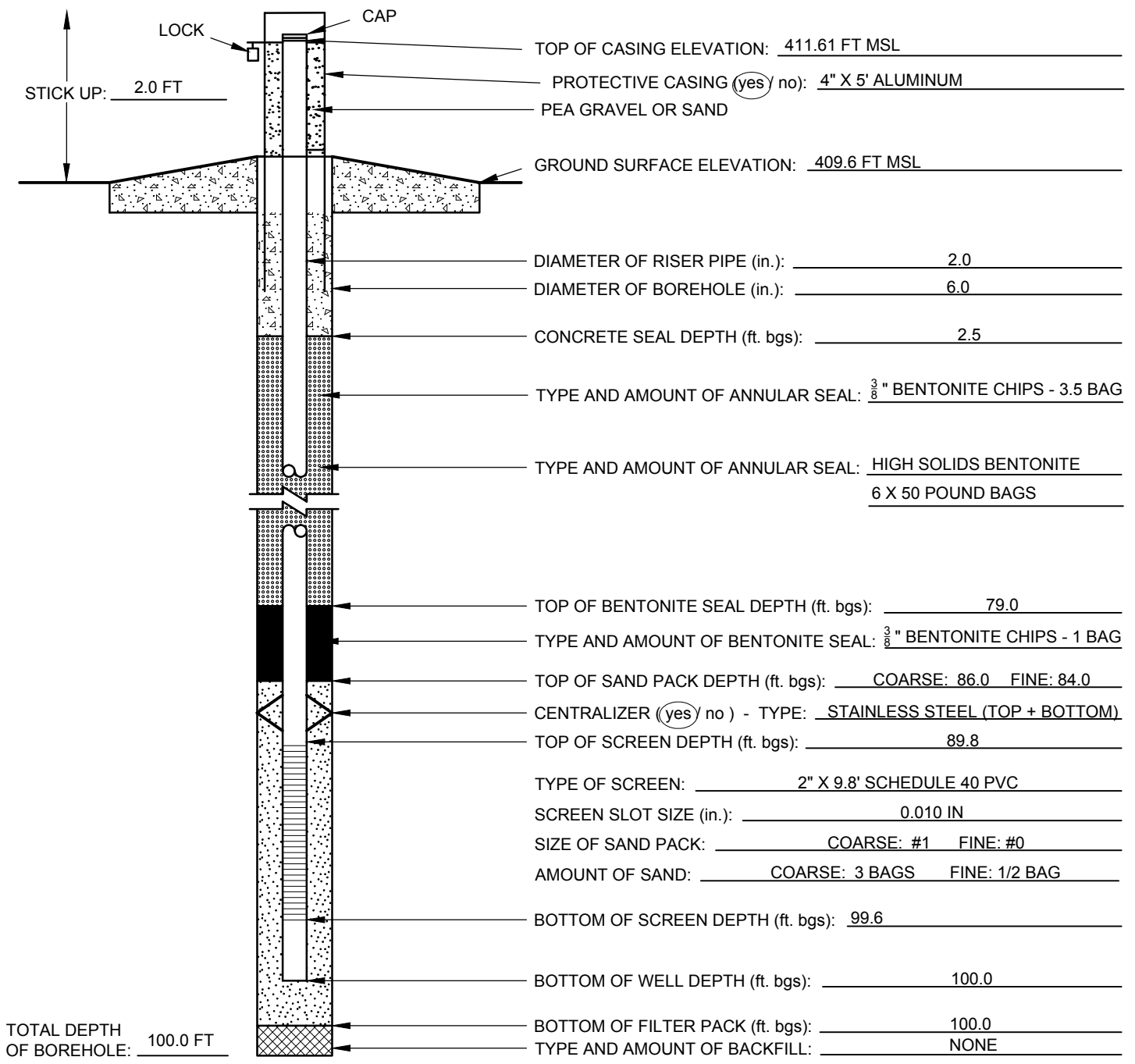
ADDITIONAL NOTES: FT BGS = FEET BELOW GROUND SURFACE. FT MSL = FEET ABOVE MEAN SEA LEVEL.
 400 GALLONS OF H2O USED DURING DRILLING. HORIZONTAL DATUM: STATE PLANE COORDINATES NAD83 US SURVEY FEET (2000) MISSOURI EAST ZONE. VERTICAL DATUM: NAVD88. WELL SURVEYED BY ZAHNER AND ASSOCIATES, INC ON DECEMBER 1, 2015
 FT BTOC = FEET BELOW TOP OF CASING. SAND AND BENTONITE BAGS WEIGH 50 LBS EACH.

CHECKED BY: J. INGRAM
 DATE CHECKED: 4/21/2016
 PREPARED BY: J. SUOZZI



ABOVE GROUND MONITORING WELL CONSTRUCTION LOG MW-B1

PROJECT NAME: AMEREN CCR GW MONITORING		PROJECT NUMBER: 153-1406.0002A	
SITE NAME: RUSH ISLAND ENERGY CENTER		LOCATION: MW-B1	
CLIENT: AMEREN MISSOURI		SURFACE ELEVATION: 409.6 FT MSL	
GEOLOGIST: J. INGRAM	NORTHING: 837602.1	EASTING: 887903.9	
DRILLER: J. DRABEK	STATIC WATER LEVEL: 40.33 FT BTOC	COMPLETION DATE: 10/28/2015	
DRILLING COMPANY: CASCADE		DRILLING METHODS: SONIC	



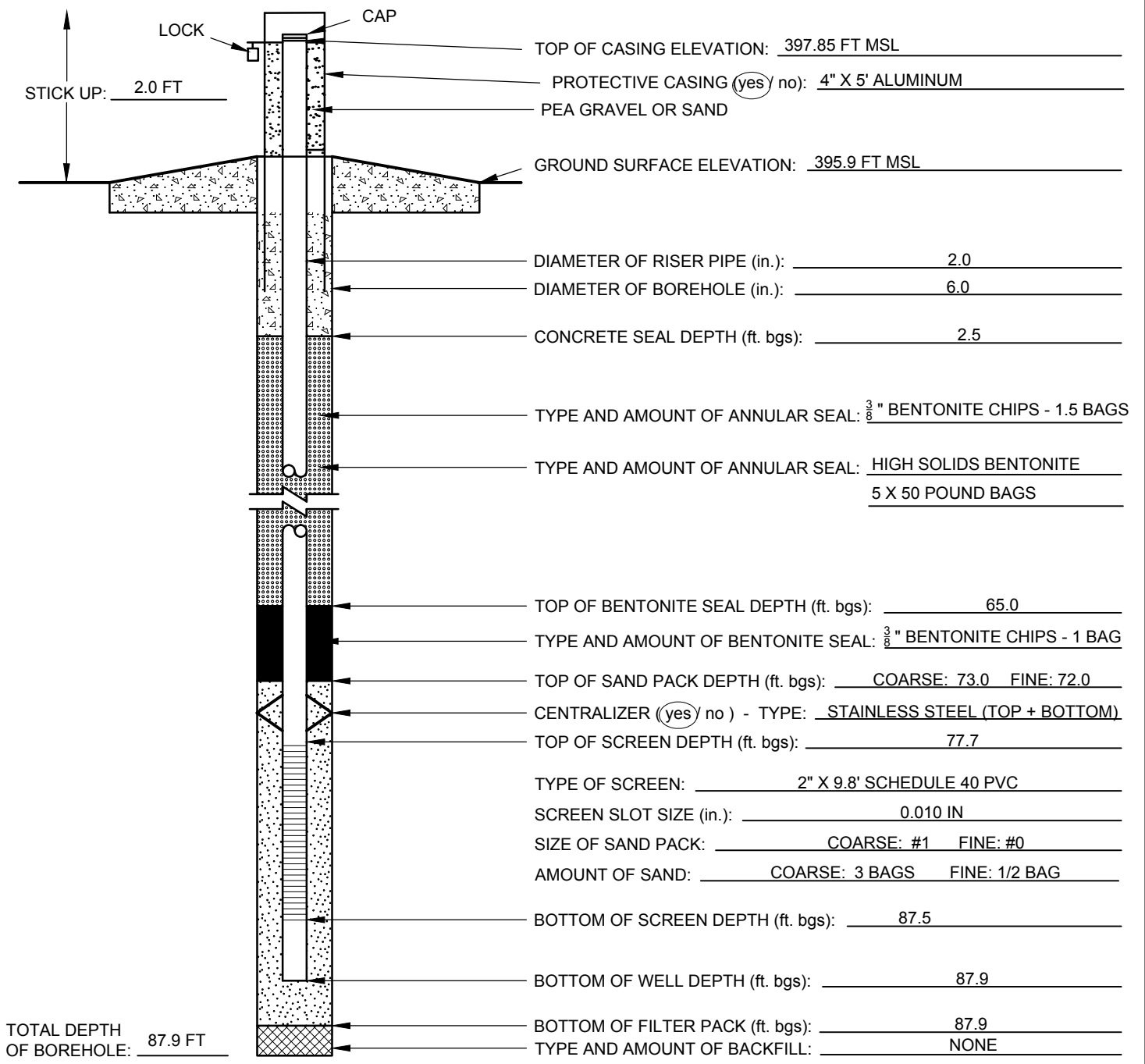
ADDITIONAL NOTES: FT BGS = FEET BELOW GROUND SURFACE. FT MSL = FEET ABOVE MEAN SEA LEVEL.
 450 GALLONS OF H2O USED DURING DRILLING. HORIZONTAL DATUM: STATE PLANE COORDINATES NAD83 US SURVEY FEET (2000)
 MISSOURI EAST ZONE. VERTICAL DATUM: NAVD88. WELL SURVEYED BY ZAHNER AND ASSOCIATES, INC ON DECEMBER 1, 2015
 FT BTOC = FEET BELOW TOP OF CASING. SAND AND BENTONITE BAGS WEIGH 50 LBS EACH.

CHECKED BY: J. INGRAM
 DATE CHECKED: 4/21/2016
 PREPARED BY: J. SUOZZI



ABOVE GROUND MONITORING WELL CONSTRUCTION LOG MW-B2

PROJECT NAME: AMEREN CCR GW MONITORING		PROJECT NUMBER: 153-1406.0002A	
SITE NAME: RUSH ISLAND ENERGY CENTER		LOCATION: MW-B2	
CLIENT: AMEREN MISSOURI		SURFACE ELEVATION: 395.9 FT MSL	
GEOLOGIST: J. INGRAM	NORTHING: 837801.7	EASTING: 885337.2	
DRILLER: J. DRABEK	STATIC WATER LEVEL: 24.32 FT BTOC	COMPLETION DATE: 10/27/2015	
DRILLING COMPANY: CASCADE		DRILLING METHODS: SONIC	



ADDITIONAL NOTES: FT BGS = FEET BELOW GROUND SURFACE. FT MSL = FEET ABOVE MEAN SEA LEVEL.
250 GALLONS OF H2O USED DURING DRILLING. HORIZONTAL DATUM: STATE PLANE COORDINATES NAD83 US SURVEY FEET (2000)
MISSOURI EAST ZONE. VERTICAL DATUM: NAVD88. WELL SURVEYED BY ZAHNER AND ASSOCIATES, INC ON DECEMBER 1, 2015
 FT BTOC = FEET BELOW TOP OF CASING. SAND AND BENTONITE BAGS WEIGH 50 LBS EACH.

CHECKED BY: J. INGRAM
 DATE CHECKED: 4/21/2016
 PREPARED BY: J. SUOZZI

APPENDIX B – LABORATORY ANALYTICAL DATA

March 29, 2016

Mark Haddock
Golder Associates
820 S. Main St
Suite 100
Saint Charles, MO 63301

RE: Project: AMEREN RUSH ISLAND ENERGY CTR
Pace Project No.: 60214801

Dear Mark Haddock:

Enclosed are the analytical results for sample(s) received by the laboratory on March 12, 2016. The results relate only to the samples included in this report. Results reported herein conform to the most current TNI standards and the laboratory's Quality Assurance Manual, where applicable, unless otherwise noted in the body of the report.

If you have any questions concerning this report, please feel free to contact me.

Sincerely,



Jamie Church
jamie.church@pacelabs.com
Project Manager

Enclosures

cc: Jeffrey Ingram, Golder Associates
John Suozzi, Golder Associates



REPORT OF LABORATORY ANALYSIS

This report shall not be reproduced, except in full,
without the written consent of Pace Analytical Services, Inc..

CERTIFICATIONS

Project: AMEREN RUSH ISLAND ENERGY CTR

Pace Project No.: 60214801

Pennsylvania Certification IDs

Georgia Certification #: C040
1638 Roseytown Rd Suites 2,3&4, Greensburg, PA 15601
L-A-B DOD-ELAP Accreditation #: L2417
Alabama Certification #: 41590
Arizona Certification #: AZ0734
Arkansas Certification
California Certification #: 04222CA
Colorado Certification
Connecticut Certification #: PH-0694
Delaware Certification
Florida/TNI Certification #: E87683
Georgia Certification #: C040
Guam Certification
Hawaii Certification
Idaho Certification
Illinois Certification
Indiana Certification
Iowa Certification #: 391
Kansas/TNI Certification #: E-10358
Kentucky Certification #: 90133
Louisiana DHH/TNI Certification #: LA140008
Louisiana DEQ/TNI Certification #: 4086
Maine Certification #: PA00091
Maryland Certification #: 308
Massachusetts Certification #: M-PA1457
Michigan/PADEP Certification
Missouri Certification #: 235

Montana Certification #: Cert 0082
Nebraska Certification #: NE-05-29-14
Nevada Certification #: PA014572015-1
New Hampshire/TNI Certification #: 2976
New Jersey/TNI Certification #: PA 051
New Mexico Certification #: PA01457
New York/TNI Certification #: 10888
North Carolina Certification #: 42706
North Dakota Certification #: R-190
Oregon/TNI Certification #: PA200002
Pennsylvania/TNI Certification #: 65-00282
Puerto Rico Certification #: PA01457
Rhode Island Certification #: 65-00282
South Dakota Certification
Tennessee Certification #: TN2867
Texas/TNI Certification #: T104704188-14-8
Utah/TNI Certification #: PA014572015-5
USDA Soil Permit #: P330-14-00213
Vermont Dept. of Health: ID# VT-0282
Virgin Island/PADEP Certification
Virginia/VELAP Certification #: 460198
Washington Certification #: C868
West Virginia DEP Certification #: 143
West Virginia DHHR Certification #: 9964C
Wisconsin Certification
Wyoming Certification #: 8TMS-L

Kansas Certification IDs

9608 Loiret Boulevard, Lenexa, KS 66219
WY STR Certification #: 2456.01
Arkansas Certification #: 15-016-0
Illinois Certification #: 003097
Iowa Certification #: 118
Kansas/NELAP Certification #: E-10116

Louisiana Certification #: 03055
Nevada Certification #: KS000212008A
Oklahoma Certification #: 9205/9935
Texas Certification #: T104704407
Utah Certification #: KS00021
Kansas Field Laboratory Accreditation: # E-92587

REPORT OF LABORATORY ANALYSIS

This report shall not be reproduced, except in full,
without the written consent of Pace Analytical Services, Inc..

SAMPLE SUMMARY

Project: AMEREN RUSH ISLAND ENERGY CTR

Pace Project No.: 60214801

Lab ID	Sample ID	Matrix	Date Collected	Date Received
60214801001	R-MW-1	Water	03/10/16 10:27	03/12/16 04:10
60214801002	R-MW-2	Water	03/10/16 13:00	03/12/16 04:10
60214801003	R-MW-3	Water	03/10/16 16:20	03/12/16 04:10
60214801004	R-MW-B1	Water	03/10/16 14:52	03/12/16 04:10
60214801005	R-MW-7	Water	03/10/16 16:48	03/12/16 04:10
60214801006	R-DUP-1	Water	03/10/16 08:00	03/12/16 04:10
60214801007	R-MW-5	Water	03/11/16 09:35	03/12/16 04:10
60214801008	R-MW-4	Water	03/11/16 10:49	03/12/16 04:10
60214801009	R-MW-6	Water	03/11/16 11:23	03/12/16 04:10
60214801010	R-MW-B2	Water	03/11/16 13:40	03/12/16 04:10
60214801011	R-FB-1	Water	03/11/16 10:44	03/12/16 04:10
60214801012	R-MW-3 MS	Water	03/10/16 16:20	03/12/16 04:10
60214801013	R-MW-3 MSD	Water	03/10/16 16:20	03/12/16 04:10

REPORT OF LABORATORY ANALYSIS

This report shall not be reproduced, except in full,
without the written consent of Pace Analytical Services, Inc..

SAMPLE ANALYTE COUNT

Project: AMEREN RUSH ISLAND ENERGY CTR

Pace Project No.: 60214801

Lab ID	Sample ID	Method	Analysts	Analytes Reported	Laboratory
60214801001	R-MW-1	EPA 200.7	JGP	8	PASI-K
		EPA 200.8	SMW	6	PASI-K
		EPA 7470	TDS	1	PASI-K
		EPA 903.1	WRR	1	PASI-PA
		EPA 904.0	JLW	1	PASI-PA
		SM 2540C	AGO	1	PASI-K
		SM 4500-H+B	LJS	1	PASI-K
60214801002	R-MW-2	EPA 300.0	RAB	3	PASI-K
		EPA 200.7	JGP	8	PASI-K
		EPA 200.8	SMW	6	PASI-K
		EPA 7470	TDS	1	PASI-K
		EPA 903.1	WRR	1	PASI-PA
		EPA 904.0	JLW	1	PASI-PA
		SM 2540C	AGO	1	PASI-K
60214801003	R-MW-3	SM 4500-H+B	LJS	1	PASI-K
		EPA 300.0	RAB	3	PASI-K
		EPA 200.7	JGP	8	PASI-K
		EPA 200.8	SMW	6	PASI-K
		EPA 7470	TDS	1	PASI-K
		EPA 903.1	WRR	1	PASI-PA
		EPA 904.0	JLW	1	PASI-PA
60214801004	R-MW-B1	SM 2540C	AGO	1	PASI-K
		SM 4500-H+B	LJS	1	PASI-K
		EPA 300.0	RAB	3	PASI-K
		EPA 200.7	JGP	8	PASI-K
		EPA 200.8	SMW	6	PASI-K
		EPA 7470	TDS	1	PASI-K
		EPA 903.1	WRR	1	PASI-PA
60214801005	R-MW-7	EPA 904.0	JLW	1	PASI-PA
		SM 2540C	AGO	1	PASI-K
		EPA 904.0	JLW	1	PASI-PA
		EPA 300.0	RAB	3	PASI-K
		EPA 200.7	JGP	8	PASI-K
		EPA 200.8	SMW	6	PASI-K
		EPA 7470	TDS	1	PASI-K

REPORT OF LABORATORY ANALYSIS

This report shall not be reproduced, except in full,
without the written consent of Pace Analytical Services, Inc..

SAMPLE ANALYTE COUNT

Project: AMEREN RUSH ISLAND ENERGY CTR

Pace Project No.: 60214801

Lab ID	Sample ID	Method	Analysts	Analytes Reported	Laboratory
60214801006	R-DUP-1	SM 2540C	AGO	1	PASI-K
		SM 4500-H+B	LJS	1	PASI-K
		EPA 300.0	RAB	3	PASI-K
		EPA 200.7	JGP	8	PASI-K
		EPA 200.8	SMW	6	PASI-K
		EPA 7470	TDS	1	PASI-K
		EPA 903.1	WRR	1	PASI-PA
		EPA 904.0	JLW	1	PASI-PA
60214801007	R-MW-5	SM 2540C	AGO	1	PASI-K
		SM 4500-H+B	LJS	1	PASI-K
		EPA 300.0	RAB	3	PASI-K
		EPA 200.7	JGP	8	PASI-K
		EPA 200.8	SMW	6	PASI-K
		EPA 7470	TDS	1	PASI-K
		EPA 903.1	WRR	1	PASI-PA
		EPA 904.0	JLW	1	PASI-PA
60214801008	R-MW-4	SM 2540C	AGO	1	PASI-K
		SM 4500-H+B	LJS	1	PASI-K
		EPA 300.0	RAB	3	PASI-K
		EPA 200.7	JGP	8	PASI-K
		EPA 200.8	SMW	6	PASI-K
		EPA 7470	TDS	1	PASI-K
		EPA 903.1	WRR	1	PASI-PA
		EPA 904.0	JLW	1	PASI-PA
60214801009	R-MW-6	SM 2540C	AGO	1	PASI-K
		SM 4500-H+B	LJS	1	PASI-K
		EPA 300.0	RAB	3	PASI-K
		EPA 200.7	JGP	8	PASI-K
		EPA 200.8	SMW	6	PASI-K
		EPA 7470	TDS	1	PASI-K
		EPA 903.1	WRR	1	PASI-PA
		EPA 904.0	JLW	1	PASI-PA
60214801010	R-MW-B2	SM 2540C	AGO	1	PASI-K
		SM 4500-H+B	LJS	1	PASI-K
		EPA 300.0	RAB	3	PASI-K
		EPA 200.7	JGP	8	PASI-K
		EPA 200.8	SMW	6	PASI-K

REPORT OF LABORATORY ANALYSIS

This report shall not be reproduced, except in full,
without the written consent of Pace Analytical Services, Inc..

SAMPLE ANALYTE COUNT

Project: AMEREN RUSH ISLAND ENERGY CTR

Pace Project No.: 60214801

Lab ID	Sample ID	Method	Analysts	Analytes Reported	Laboratory
		EPA 7470	TDS	1	PASI-K
		EPA 903.1	WRR	1	PASI-PA
		EPA 904.0	JLW	1	PASI-PA
		SM 2540C	AGO	1	PASI-K
		SM 4500-H+B	LJS	1	PASI-K
		EPA 300.0	RAB	3	PASI-K
60214801011	R-FB-1	EPA 200.7	JGP	8	PASI-K
		EPA 200.8	SMW	6	PASI-K
		EPA 7470	TDS	1	PASI-K
		EPA 903.1	WRR	1	PASI-PA
		EPA 904.0	JLW	1	PASI-PA
		SM 2540C	AGO	1	PASI-K
		SM 4500-H+B	LJS	1	PASI-K
		EPA 300.0	RAB	3	PASI-K
60214801012	R-MW-3 MS	EPA 903.1	WRR	1	PASI-PA
		EPA 904.0	JLW	1	PASI-PA
60214801013	R-MW-3 MSD	EPA 903.1	WRR	1	PASI-PA
		EPA 904.0	JLW	1	PASI-PA

REPORT OF LABORATORY ANALYSIS

This report shall not be reproduced, except in full,
without the written consent of Pace Analytical Services, Inc..

ANALYTICAL RESULTS

Project: AMEREN RUSH ISLAND ENERGY CTR

Pace Project No.: 60214801

Sample: R-MW-1 **Lab ID: 60214801001** Collected: 03/10/16 10:27 Received: 03/12/16 04:10 Matrix: Water

Parameters	Results	Units	PQL	MDL	DF	Prepared	Analyzed	CAS No.	Qual
200.7 Metals, Total		Analytical Method: EPA 200.7 Preparation Method: EPA 200.7							
Barium	33.0	ug/L	10.0	0.58	1	03/14/16 15:30	03/17/16 14:01	7440-39-3	
Beryllium	<0.26	ug/L	1.0	0.26	1	03/14/16 15:30	03/17/16 14:01	7440-41-7	
Boron	2110	ug/L	100	50.0	1	03/14/16 15:30	03/17/16 14:01	7440-42-8	
Calcium	81100	ug/L	100	8.1	1	03/14/16 15:30	03/17/16 14:01	7440-70-2	
Cobalt	<0.72	ug/L	5.0	0.72	1	03/14/16 15:30	03/17/16 14:01	7440-48-4	
Lead	<2.5	ug/L	5.0	2.5	1	03/14/16 15:30	03/17/16 14:01	7439-92-1	
Lithium	<4.9	ug/L	10.0	4.9	1	03/14/16 15:30	03/17/16 14:01	7439-93-2	
Molybdenum	69.8	ug/L	20.0	0.52	1	03/14/16 15:30	03/17/16 14:01	7439-98-7	
200.8 MET ICPMS		Analytical Method: EPA 200.8 Preparation Method: EPA 200.8							
Antimony	0.65J	ug/L	1.0	0.058	1	03/14/16 15:30	03/18/16 17:54	7440-36-0	
Arsenic	5.8	ug/L	1.0	0.10	1	03/14/16 15:30	03/18/16 17:54	7440-38-2	
Cadmium	<0.029	ug/L	0.50	0.029	1	03/14/16 15:30	03/18/16 17:54	7440-43-9	
Chromium	0.42J	ug/L	1.0	0.34	1	03/14/16 15:30	03/18/16 17:54	7440-47-3	
Selenium	8.1	ug/L	1.0	0.18	1	03/14/16 15:30	03/18/16 17:54	7782-49-2	
Thallium	<0.50	ug/L	1.0	0.50	1	03/14/16 15:30	03/18/16 17:54	7440-28-0	
7470 Mercury		Analytical Method: EPA 7470 Preparation Method: EPA 7470							
Mercury	<0.039	ug/L	0.20	0.039	1	03/24/16 09:45	03/24/16 13:31	7439-97-6	
2540C Total Dissolved Solids		Analytical Method: SM 2540C							
Total Dissolved Solids	554	mg/L	5.0	5.0	1		03/15/16 08:48		
4500H+ pH, Electrometric		Analytical Method: SM 4500-H+B							
pH at 25 Degrees C	9.5	Std. Units	0.10	0.10	1		03/21/16 10:00		H6
300.0 IC Anions 28 Days		Analytical Method: EPA 300.0							
Chloride	22.7	mg/L	2.0	1.0	2		03/15/16 11:12	16887-00-6	
Fluoride	0.11J	mg/L	0.20	0.073	1		03/15/16 12:10	16984-48-8	
Sulfate	341	mg/L	20.0	5.0	20		03/15/16 11:27	14808-79-8	

REPORT OF LABORATORY ANALYSIS

This report shall not be reproduced, except in full,
without the written consent of Pace Analytical Services, Inc..

ANALYTICAL RESULTS

Project: AMEREN RUSH ISLAND ENERGY CTR

Pace Project No.: 60214801

Sample: R-MW-2 **Lab ID: 60214801002** Collected: 03/10/16 13:00 Received: 03/12/16 04:10 Matrix: Water

Parameters	Results	Units	PQL	MDL	DF	Prepared	Analyzed	CAS No.	Qual
200.7 Metals, Total		Analytical Method: EPA 200.7 Preparation Method: EPA 200.7							
Barium	26.2	ug/L	10.0	0.58	1	03/14/16 15:30	03/17/16 13:35	7440-39-3	
Beryllium	<0.26	ug/L	1.0	0.26	1	03/14/16 15:30	03/17/16 13:35	7440-41-7	
Boron	3830	ug/L	100	50.0	1	03/14/16 15:30	03/17/16 13:35	7440-42-8	
Calcium	10000	ug/L	100	8.1	1	03/14/16 15:30	03/17/16 13:35	7440-70-2	
Cobalt	<0.72	ug/L	5.0	0.72	1	03/14/16 15:30	03/17/16 13:35	7440-48-4	
Lead	14.4	ug/L	5.0	2.5	1	03/14/16 15:30	03/17/16 13:35	7439-92-1	
Lithium	<4.9	ug/L	10.0	4.9	1	03/14/16 15:30	03/17/16 13:35	7439-93-2	
Molybdenum	150	ug/L	20.0	0.52	1	03/14/16 15:30	03/17/16 13:35	7439-98-7	
200.8 MET ICPMS		Analytical Method: EPA 200.8 Preparation Method: EPA 200.8							
Antimony	5.4	ug/L	1.0	0.058	1	03/14/16 15:30	03/18/16 17:59	7440-36-0	
Arsenic	257	ug/L	1.0	0.10	1	03/14/16 15:30	03/18/16 17:59	7440-38-2	
Cadmium	0.26J	ug/L	0.50	0.029	1	03/14/16 15:30	03/18/16 17:59	7440-43-9	
Chromium	1.1	ug/L	1.0	0.34	1	03/14/16 15:30	03/18/16 17:59	7440-47-3	
Selenium	1.1	ug/L	1.0	0.18	1	03/14/16 15:30	03/18/16 17:59	7782-49-2	M1
Thallium	<0.50	ug/L	1.0	0.50	1	03/14/16 15:30	03/18/16 17:59	7440-28-0	
7470 Mercury		Analytical Method: EPA 7470 Preparation Method: EPA 7470							
Mercury	<0.039	ug/L	0.20	0.039	1	03/24/16 09:45	03/24/16 13:33	7439-97-6	
2540C Total Dissolved Solids		Analytical Method: SM 2540C							
Total Dissolved Solids	795	mg/L	5.0	5.0	1		03/15/16 08:49		
4500H+ pH, Electrometric		Analytical Method: SM 4500-H+B							
pH at 25 Degrees C	10.8	Std. Units	0.10	0.10	1		03/21/16 10:00		H6
300.0 IC Anions 28 Days		Analytical Method: EPA 300.0							
Chloride	24.3	mg/L	2.0	1.0	2		03/15/16 12:39	16887-00-6	
Fluoride	0.61	mg/L	0.20	0.073	1		03/15/16 12:25	16984-48-8	
Sulfate	266	mg/L	25.0	6.2	25		03/15/16 12:53	14808-79-8	

REPORT OF LABORATORY ANALYSIS

This report shall not be reproduced, except in full,
without the written consent of Pace Analytical Services, Inc..

ANALYTICAL RESULTS

Project: AMEREN RUSH ISLAND ENERGY CTR

Pace Project No.: 60214801

Sample: R-MW-3 **Lab ID: 60214801003** Collected: 03/10/16 16:20 Received: 03/12/16 04:10 Matrix: Water

Parameters	Results	Units	PQL	MDL	DF	Prepared	Analyzed	CAS No.	Qual
200.7 Metals, Total		Analytical Method: EPA 200.7 Preparation Method: EPA 200.7							
Barium	21.0	ug/L	10.0	0.58	1	03/14/16 15:30	03/17/16 14:05	7440-39-3	
Beryllium	<0.26	ug/L	1.0	0.26	1	03/14/16 15:30	03/17/16 14:05	7440-41-7	
Boron	15600	ug/L	100	50.0	1	03/14/16 15:30	03/17/16 14:05	7440-42-8	
Calcium	6030	ug/L	100	8.1	1	03/14/16 15:30	03/17/16 14:05	7440-70-2	
Cobalt	<0.72	ug/L	5.0	0.72	1	03/14/16 15:30	03/17/16 14:05	7440-48-4	
Lead	5.9	ug/L	5.0	2.5	1	03/14/16 15:30	03/17/16 14:05	7439-92-1	
Lithium	<4.9	ug/L	10.0	4.9	1	03/14/16 15:30	03/17/16 14:05	7439-93-2	
Molybdenum	943	ug/L	20.0	0.52	1	03/14/16 15:30	03/17/16 14:05	7439-98-7	
200.8 MET ICPMS		Analytical Method: EPA 200.8 Preparation Method: EPA 200.8							
Antimony	0.16J	ug/L	1.0	0.058	1	03/14/16 15:30	03/18/16 18:08	7440-36-0	
Arsenic	16.8	ug/L	1.0	0.10	1	03/14/16 15:30	03/18/16 18:08	7440-38-2	
Cadmium	<0.029	ug/L	0.50	0.029	1	03/14/16 15:30	03/18/16 18:08	7440-43-9	
Chromium	1.0	ug/L	1.0	0.34	1	03/14/16 15:30	03/18/16 18:08	7440-47-3	
Selenium	0.66J	ug/L	1.0	0.18	1	03/14/16 15:30	03/18/16 18:08	7782-49-2	
Thallium	<0.50	ug/L	1.0	0.50	1	03/14/16 15:30	03/18/16 18:08	7440-28-0	
7470 Mercury		Analytical Method: EPA 7470 Preparation Method: EPA 7470							
Mercury	<0.039	ug/L	0.20	0.039	1	03/24/16 09:45	03/24/16 13:35	7439-97-6	
2540C Total Dissolved Solids		Analytical Method: SM 2540C							
Total Dissolved Solids	688	mg/L	5.0	5.0	1		03/15/16 08:49		
4500H+ pH, Electrometric		Analytical Method: SM 4500-H+B							
pH at 25 Degrees C	9.6	Std. Units	0.10	0.10	1		03/21/16 10:00		H6
300.0 IC Anions 28 Days		Analytical Method: EPA 300.0							
Chloride	31.1	mg/L	2.0	1.0	2		03/15/16 13:08	16887-00-6	
Fluoride	0.78	mg/L	0.20	0.073	1		03/15/16 21:32	16984-48-8	
Sulfate	167	mg/L	20.0	5.0	20		03/15/16 20:06	14808-79-8	

REPORT OF LABORATORY ANALYSIS

This report shall not be reproduced, except in full,
without the written consent of Pace Analytical Services, Inc..

ANALYTICAL RESULTS

Project: AMEREN RUSH ISLAND ENERGY CTR

Pace Project No.: 60214801

Sample: R-MW-B1 **Lab ID: 60214801004** Collected: 03/10/16 14:52 Received: 03/12/16 04:10 Matrix: Water

Parameters	Results	Units	PQL	MDL	DF	Prepared	Analyzed	CAS No.	Qual
200.7 Metals, Total		Analytical Method: EPA 200.7 Preparation Method: EPA 200.7							
Barium	551	ug/L	10.0	0.58	1	03/14/16 15:30	03/17/16 13:49	7440-39-3	
Beryllium	0.42J	ug/L	1.0	0.26	1	03/14/16 15:30	03/17/16 13:49	7440-41-7	
Boron	151	ug/L	100	50.0	1	03/14/16 15:30	03/17/16 13:49	7440-42-8	
Calcium	156000	ug/L	100	8.1	1	03/14/16 15:30	03/17/16 13:49	7440-70-2	
Cobalt	<0.72	ug/L	5.0	0.72	1	03/14/16 15:30	03/17/16 13:49	7440-48-4	
Lead	3.1J	ug/L	5.0	2.5	1	03/14/16 15:30	03/17/16 13:49	7439-92-1	
Lithium	64.2	ug/L	10.0	4.9	1	03/14/16 15:30	03/17/16 13:49	7439-93-2	
Molybdenum	0.97J	ug/L	20.0	0.52	1	03/14/16 15:30	03/17/16 13:49	7439-98-7	
200.8 MET ICPMS		Analytical Method: EPA 200.8 Preparation Method: EPA 200.8							
Antimony	0.065J	ug/L	1.0	0.058	1	03/14/16 15:30	03/18/16 18:30	7440-36-0	
Arsenic	27.7	ug/L	1.0	0.10	1	03/14/16 15:30	03/18/16 18:30	7440-38-2	
Cadmium	<0.029	ug/L	0.50	0.029	1	03/14/16 15:30	03/18/16 18:30	7440-43-9	
Chromium	0.44J	ug/L	1.0	0.34	1	03/14/16 15:30	03/18/16 18:30	7440-47-3	
Selenium	<0.18	ug/L	1.0	0.18	1	03/14/16 15:30	03/18/16 18:30	7782-49-2	
Thallium	<0.50	ug/L	1.0	0.50	1	03/14/16 15:30	03/18/16 18:30	7440-28-0	
7470 Mercury		Analytical Method: EPA 7470 Preparation Method: EPA 7470							
Mercury	<0.039	ug/L	0.20	0.039	1	03/24/16 09:45	03/24/16 13:42	7439-97-6	
2540C Total Dissolved Solids		Analytical Method: SM 2540C							
Total Dissolved Solids	677	mg/L	5.0	5.0	1		03/15/16 08:50		
4500H+ pH, Electrometric		Analytical Method: SM 4500-H+B							
pH at 25 Degrees C	7.5	Std. Units	0.10	0.10	1		03/21/16 10:00		H6
300.0 IC Anions 28 Days		Analytical Method: EPA 300.0							
Chloride	60.3	mg/L	5.0	2.5	5		03/15/16 16:01	16887-00-6	
Fluoride	0.10J	mg/L	0.20	0.073	1		03/15/16 15:46	16984-48-8	
Sulfate	45.9	mg/L	5.0	1.2	5		03/15/16 16:01	14808-79-8	

REPORT OF LABORATORY ANALYSIS

This report shall not be reproduced, except in full,
without the written consent of Pace Analytical Services, Inc..

ANALYTICAL RESULTS

Project: AMEREN RUSH ISLAND ENERGY CTR

Pace Project No.: 60214801

Sample: R-MW-7 **Lab ID: 60214801005** Collected: 03/10/16 16:48 Received: 03/12/16 04:10 Matrix: Water

Parameters	Results	Units	PQL	MDL	DF	Prepared	Analyzed	CAS No.	Qual
200.7 Metals, Total		Analytical Method: EPA 200.7 Preparation Method: EPA 200.7							
Barium	308	ug/L	10.0	0.58	1	03/14/16 15:30	03/17/16 14:09	7440-39-3	
Beryllium	<0.26	ug/L	1.0	0.26	1	03/14/16 15:30	03/17/16 14:09	7440-41-7	
Boron	2290	ug/L	100	50.0	1	03/14/16 15:30	03/17/16 14:09	7440-42-8	
Calcium	73600	ug/L	100	8.1	1	03/14/16 15:30	03/17/16 14:09	7440-70-2	
Cobalt	<0.72	ug/L	5.0	0.72	1	03/14/16 15:30	03/17/16 14:09	7440-48-4	
Lead	3.7J	ug/L	5.0	2.5	1	03/14/16 15:30	03/17/16 14:09	7439-92-1	
Lithium	34.7	ug/L	10.0	4.9	1	03/14/16 15:30	03/17/16 14:09	7439-93-2	
Molybdenum	170	ug/L	20.0	0.52	1	03/14/16 15:30	03/17/16 14:09	7439-98-7	
200.8 MET ICPMS		Analytical Method: EPA 200.8 Preparation Method: EPA 200.8							
Antimony	0.55J	ug/L	1.0	0.058	1	03/14/16 15:30	03/18/16 18:34	7440-36-0	
Arsenic	34.5	ug/L	1.0	0.10	1	03/14/16 15:30	03/18/16 18:34	7440-38-2	
Cadmium	<0.029	ug/L	0.50	0.029	1	03/14/16 15:30	03/18/16 18:34	7440-43-9	
Chromium	0.56J	ug/L	1.0	0.34	1	03/14/16 15:30	03/18/16 18:34	7440-47-3	
Selenium	<0.18	ug/L	1.0	0.18	1	03/14/16 15:30	03/18/16 18:34	7782-49-2	
Thallium	<0.50	ug/L	1.0	0.50	1	03/14/16 15:30	03/18/16 18:34	7440-28-0	
7470 Mercury		Analytical Method: EPA 7470 Preparation Method: EPA 7470							
Mercury	<0.039	ug/L	0.20	0.039	1	03/24/16 09:45	03/24/16 13:44	7439-97-6	
2540C Total Dissolved Solids		Analytical Method: SM 2540C							
Total Dissolved Solids	365	mg/L	5.0	5.0	1		03/15/16 08:51		
4500H+ pH, Electrometric		Analytical Method: SM 4500-H+B							
pH at 25 Degrees C	8.0	Std. Units	0.10	0.10	1		03/21/16 10:00		H6
300.0 IC Anions 28 Days		Analytical Method: EPA 300.0							
Chloride	12.5	mg/L	1.0	0.50	1		03/15/16 16:15	16887-00-6	
Fluoride	0.31	mg/L	0.20	0.073	1		03/15/16 16:15	16984-48-8	
Sulfate	37.7	mg/L	5.0	1.2	5		03/15/16 16:29	14808-79-8	

REPORT OF LABORATORY ANALYSIS

This report shall not be reproduced, except in full,
without the written consent of Pace Analytical Services, Inc..

ANALYTICAL RESULTS

Project: AMEREN RUSH ISLAND ENERGY CTR

Pace Project No.: 60214801

Sample: R-DUP-1 **Lab ID: 60214801006** Collected: 03/10/16 08:00 Received: 03/12/16 04:10 Matrix: Water

Parameters	Results	Units	PQL	MDL	DF	Prepared	Analyzed	CAS No.	Qual
200.7 Metals, Total		Analytical Method: EPA 200.7 Preparation Method: EPA 200.7							
Barium	34.9	ug/L	10.0	0.58	1	03/14/16 15:30	03/17/16 14:12	7440-39-3	
Beryllium	<0.26	ug/L	1.0	0.26	1	03/14/16 15:30	03/17/16 14:12	7440-41-7	
Boron	2180	ug/L	100	50.0	1	03/14/16 15:30	03/17/16 14:12	7440-42-8	
Calcium	83400	ug/L	100	8.1	1	03/14/16 15:30	03/17/16 14:12	7440-70-2	
Cobalt	<0.72	ug/L	5.0	0.72	1	03/14/16 15:30	03/17/16 14:12	7440-48-4	
Lead	<2.5	ug/L	5.0	2.5	1	03/14/16 15:30	03/17/16 14:12	7439-92-1	
Lithium	<4.9	ug/L	10.0	4.9	1	03/14/16 15:30	03/17/16 14:12	7439-93-2	
Molybdenum	70.4	ug/L	20.0	0.52	1	03/14/16 15:30	03/17/16 14:12	7439-98-7	
200.8 MET ICPMS		Analytical Method: EPA 200.8 Preparation Method: EPA 200.8							
Antimony	0.62J	ug/L	1.0	0.058	1	03/14/16 15:30	03/18/16 18:38	7440-36-0	
Arsenic	5.8	ug/L	1.0	0.10	1	03/14/16 15:30	03/18/16 18:38	7440-38-2	
Cadmium	<0.029	ug/L	0.50	0.029	1	03/14/16 15:30	03/18/16 18:38	7440-43-9	
Chromium	0.49J	ug/L	1.0	0.34	1	03/14/16 15:30	03/18/16 18:38	7440-47-3	
Selenium	8.2	ug/L	1.0	0.18	1	03/14/16 15:30	03/18/16 18:38	7782-49-2	
Thallium	<0.50	ug/L	1.0	0.50	1	03/14/16 15:30	03/18/16 18:38	7440-28-0	
7470 Mercury		Analytical Method: EPA 7470 Preparation Method: EPA 7470							
Mercury	<0.039	ug/L	0.20	0.039	1	03/24/16 09:45	03/24/16 13:46	7439-97-6	
2540C Total Dissolved Solids		Analytical Method: SM 2540C							
Total Dissolved Solids	541	mg/L	5.0	5.0	1		03/15/16 08:51		
4500H+ pH, Electrometric		Analytical Method: SM 4500-H+B							
pH at 25 Degrees C	8.8	Std. Units	0.10	0.10	1		03/21/16 10:00		H6
300.0 IC Anions 28 Days		Analytical Method: EPA 300.0							
Chloride	22.7	mg/L	2.0	1.0	2		03/15/16 16:58	16887-00-6	
Fluoride	0.11J	mg/L	0.20	0.073	1		03/15/16 16:44	16984-48-8	
Sulfate	341	mg/L	25.0	6.2	25		03/15/16 17:13	14808-79-8	

REPORT OF LABORATORY ANALYSIS

This report shall not be reproduced, except in full,
without the written consent of Pace Analytical Services, Inc..

ANALYTICAL RESULTS

Project: AMEREN RUSH ISLAND ENERGY CTR

Pace Project No.: 60214801

Sample: R-MW-5 **Lab ID: 60214801007** Collected: 03/11/16 09:35 Received: 03/12/16 04:10 Matrix: Water

Parameters	Results	Units	PQL	MDL	DF	Prepared	Analyzed	CAS No.	Qual
200.7 Metals, Total		Analytical Method: EPA 200.7 Preparation Method: EPA 200.7							
Barium	452	ug/L	10.0	0.58	1	03/14/16 15:30	03/17/16 14:16	7440-39-3	
Beryllium	<0.26	ug/L	1.0	0.26	1	03/14/16 15:30	03/17/16 14:16	7440-41-7	
Boron	91.3J	ug/L	100	50.0	1	03/14/16 15:30	03/17/16 14:16	7440-42-8	
Calcium	130000	ug/L	100	8.1	1	03/14/16 15:30	03/17/16 14:16	7440-70-2	
Cobalt	0.84J	ug/L	5.0	0.72	1	03/14/16 15:30	03/17/16 14:16	7440-48-4	
Lead	<2.5	ug/L	5.0	2.5	1	03/14/16 15:30	03/17/16 14:16	7439-92-1	
Lithium	5.5J	ug/L	10.0	4.9	1	03/14/16 15:30	03/17/16 14:16	7439-93-2	
Molybdenum	1.0J	ug/L	20.0	0.52	1	03/14/16 15:30	03/17/16 14:16	7439-98-7	
200.8 MET ICPMS		Analytical Method: EPA 200.8 Preparation Method: EPA 200.8							
Antimony	<0.058	ug/L	1.0	0.058	1	03/14/16 15:30	03/18/16 18:43	7440-36-0	
Arsenic	5.2	ug/L	1.0	0.10	1	03/14/16 15:30	03/18/16 18:43	7440-38-2	
Cadmium	<0.029	ug/L	0.50	0.029	1	03/14/16 15:30	03/18/16 18:43	7440-43-9	
Chromium	0.55J	ug/L	1.0	0.34	1	03/14/16 15:30	03/18/16 18:43	7440-47-3	
Selenium	<0.18	ug/L	1.0	0.18	1	03/14/16 15:30	03/18/16 18:43	7782-49-2	
Thallium	<0.50	ug/L	1.0	0.50	1	03/14/16 15:30	03/18/16 18:43	7440-28-0	
7470 Mercury		Analytical Method: EPA 7470 Preparation Method: EPA 7470							
Mercury	<0.039	ug/L	0.20	0.039	1	03/24/16 09:45	03/24/16 13:49	7439-97-6	
2540C Total Dissolved Solids		Analytical Method: SM 2540C							
Total Dissolved Solids	410	mg/L	5.0	5.0	1		03/15/16 08:51		
4500H+ pH, Electrometric		Analytical Method: SM 4500-H+B							
pH at 25 Degrees C	7.8	Std. Units	0.10	0.10	1		03/21/16 10:00		H6
300.0 IC Anions 28 Days		Analytical Method: EPA 300.0							
Chloride	4.5	mg/L	1.0	0.50	1		03/15/16 17:56	16887-00-6	
Fluoride	0.10J	mg/L	0.20	0.073	1		03/15/16 17:56	16984-48-8	
Sulfate	11.8	mg/L	1.0	0.25	1		03/15/16 17:56	14808-79-8	

REPORT OF LABORATORY ANALYSIS

This report shall not be reproduced, except in full,
without the written consent of Pace Analytical Services, Inc..

ANALYTICAL RESULTS

Project: AMEREN RUSH ISLAND ENERGY CTR

Pace Project No.: 60214801

Sample: R-MW-4 **Lab ID: 60214801008** Collected: 03/11/16 10:49 Received: 03/12/16 04:10 Matrix: Water

Parameters	Results	Units	PQL	MDL	DF	Prepared	Analyzed	CAS No.	Qual
200.7 Metals, Total		Analytical Method: EPA 200.7 Preparation Method: EPA 200.7							
Barium	314	ug/L	10.0	0.58	1	03/14/16 15:30	03/17/16 14:20	7440-39-3	
Beryllium	<0.26	ug/L	1.0	0.26	1	03/14/16 15:30	03/17/16 14:20	7440-41-7	
Boron	4200	ug/L	100	50.0	1	03/14/16 15:30	03/17/16 14:20	7440-42-8	
Calcium	76200	ug/L	100	8.1	1	03/14/16 15:30	03/17/16 14:20	7440-70-2	
Cobalt	<0.72	ug/L	5.0	0.72	1	03/14/16 15:30	03/17/16 14:20	7440-48-4	
Lead	3.1J	ug/L	5.0	2.5	1	03/14/16 15:30	03/17/16 14:20	7439-92-1	
Lithium	45.8	ug/L	10.0	4.9	1	03/14/16 15:30	03/17/16 14:20	7439-93-2	
Molybdenum	96.2	ug/L	20.0	0.52	1	03/14/16 15:30	03/17/16 14:20	7439-98-7	
200.8 MET ICPMS		Analytical Method: EPA 200.8 Preparation Method: EPA 200.8							
Antimony	<0.058	ug/L	1.0	0.058	1	03/14/16 15:30	03/18/16 18:47	7440-36-0	
Arsenic	10.3	ug/L	1.0	0.10	1	03/14/16 15:30	03/18/16 18:47	7440-38-2	
Cadmium	<0.029	ug/L	0.50	0.029	1	03/14/16 15:30	03/18/16 18:47	7440-43-9	
Chromium	0.83J	ug/L	1.0	0.34	1	03/14/16 15:30	03/18/16 18:47	7440-47-3	
Selenium	<0.18	ug/L	1.0	0.18	1	03/14/16 15:30	03/18/16 18:47	7782-49-2	
Thallium	<0.50	ug/L	1.0	0.50	1	03/14/16 15:30	03/18/16 18:47	7440-28-0	
7470 Mercury		Analytical Method: EPA 7470 Preparation Method: EPA 7470							
Mercury	<0.039	ug/L	0.20	0.039	1	03/24/16 09:45	03/24/16 13:55	7439-97-6	
2540C Total Dissolved Solids		Analytical Method: SM 2540C							
Total Dissolved Solids	419	mg/L	5.0	5.0	1		03/15/16 08:52		
4500H+ pH, Electrometric		Analytical Method: SM 4500-H+B							
pH at 25 Degrees C	7.7	Std. Units	0.10	0.10	1		03/21/16 10:00		H6
300.0 IC Anions 28 Days		Analytical Method: EPA 300.0							
Chloride	19.9	mg/L	2.0	1.0	2		03/15/16 18:25	16887-00-6	
Fluoride	0.87	mg/L	0.20	0.073	1		03/15/16 18:10	16984-48-8	
Sulfate	38.5	mg/L	2.0	0.50	2		03/15/16 18:25	14808-79-8	

REPORT OF LABORATORY ANALYSIS

This report shall not be reproduced, except in full,
without the written consent of Pace Analytical Services, Inc..

ANALYTICAL RESULTS

Project: AMEREN RUSH ISLAND ENERGY CTR

Pace Project No.: 60214801

Sample: R-MW-6 **Lab ID: 60214801009** Collected: 03/11/16 11:23 Received: 03/12/16 04:10 Matrix: Water

Parameters	Results	Units	PQL	MDL	DF	Prepared	Analyzed	CAS No.	Qual
200.7 Metals, Total		Analytical Method: EPA 200.7 Preparation Method: EPA 200.7							
Barium	132	ug/L	10.0	0.58	1	03/14/16 15:30	03/17/16 14:24	7440-39-3	
Beryllium	<0.26	ug/L	1.0	0.26	1	03/14/16 15:30	03/17/16 14:24	7440-41-7	
Boron	1260	ug/L	100	50.0	1	03/14/16 15:30	03/17/16 14:24	7440-42-8	
Calcium	93500	ug/L	100	8.1	1	03/14/16 15:30	03/17/16 14:24	7440-70-2	
Cobalt	<0.72	ug/L	5.0	0.72	1	03/14/16 15:30	03/17/16 14:24	7440-48-4	
Lead	3.2J	ug/L	5.0	2.5	1	03/14/16 15:30	03/17/16 14:24	7439-92-1	
Lithium	<4.9	ug/L	10.0	4.9	1	03/14/16 15:30	03/17/16 14:24	7439-93-2	
Molybdenum	1.6J	ug/L	20.0	0.52	1	03/14/16 15:30	03/17/16 14:24	7439-98-7	
200.8 MET ICPMS		Analytical Method: EPA 200.8 Preparation Method: EPA 200.8							
Antimony	<0.058	ug/L	1.0	0.058	1	03/14/16 15:30	03/18/16 18:52	7440-36-0	
Arsenic	0.58J	ug/L	1.0	0.10	1	03/14/16 15:30	03/18/16 18:52	7440-38-2	
Cadmium	<0.029	ug/L	0.50	0.029	1	03/14/16 15:30	03/18/16 18:52	7440-43-9	
Chromium	0.86J	ug/L	1.0	0.34	1	03/14/16 15:30	03/18/16 18:52	7440-47-3	
Selenium	0.26J	ug/L	1.0	0.18	1	03/14/16 15:30	03/18/16 18:52	7782-49-2	
Thallium	<0.50	ug/L	1.0	0.50	1	03/14/16 15:30	03/18/16 18:52	7440-28-0	
7470 Mercury		Analytical Method: EPA 7470 Preparation Method: EPA 7470							
Mercury	<0.039	ug/L	0.20	0.039	1	03/24/16 09:45	03/24/16 13:58	7439-97-6	
2540C Total Dissolved Solids		Analytical Method: SM 2540C							
Total Dissolved Solids	338	mg/L	5.0	5.0	1		03/15/16 08:52		
4500H+ pH, Electrometric		Analytical Method: SM 4500-H+B							
pH at 25 Degrees C	8.3	Std. Units	0.10	0.10	1		03/21/16 10:00		H6
300.0 IC Anions 28 Days		Analytical Method: EPA 300.0							
Chloride	7.6	mg/L	1.0	0.50	1		03/15/16 18:54	16887-00-6	
Fluoride	0.18J	mg/L	0.20	0.073	1		03/15/16 18:54	16984-48-8	
Sulfate	30.2	mg/L	2.0	0.50	2		03/15/16 19:08	14808-79-8	

REPORT OF LABORATORY ANALYSIS

This report shall not be reproduced, except in full,
without the written consent of Pace Analytical Services, Inc..

ANALYTICAL RESULTS

Project: AMEREN RUSH ISLAND ENERGY CTR

Pace Project No.: 60214801

Sample: R-MW-B2 **Lab ID: 60214801010** Collected: 03/11/16 13:40 Received: 03/12/16 04:10 Matrix: Water

Parameters	Results	Units	PQL	MDL	DF	Prepared	Analyzed	CAS No.	Qual
200.7 Metals, Total		Analytical Method: EPA 200.7 Preparation Method: EPA 200.7							
Barium	434	ug/L	10.0	0.58	1	03/14/16 15:30	03/17/16 14:27	7440-39-3	
Beryllium	<0.26	ug/L	1.0	0.26	1	03/14/16 15:30	03/17/16 14:27	7440-41-7	
Boron	<50.0	ug/L	100	50.0	1	03/14/16 15:30	03/17/16 14:27	7440-42-8	
Calcium	108000	ug/L	100	8.1	1	03/14/16 15:30	03/17/16 14:27	7440-70-2	
Cobalt	<0.72	ug/L	5.0	0.72	1	03/14/16 15:30	03/17/16 14:27	7440-48-4	
Lead	<2.5	ug/L	5.0	2.5	1	03/14/16 15:30	03/17/16 14:27	7439-92-1	
Lithium	9.6J	ug/L	10.0	4.9	1	03/14/16 15:30	03/17/16 14:27	7439-93-2	
Molybdenum	1.2J	ug/L	20.0	0.52	1	03/14/16 15:30	03/17/16 14:27	7439-98-7	
200.8 MET ICPMS		Analytical Method: EPA 200.8 Preparation Method: EPA 200.8							
Antimony	0.077J	ug/L	1.0	0.058	1	03/14/16 15:30	03/18/16 18:56	7440-36-0	
Arsenic	2.6	ug/L	1.0	0.10	1	03/14/16 15:30	03/18/16 18:56	7440-38-2	
Cadmium	<0.029	ug/L	0.50	0.029	1	03/14/16 15:30	03/18/16 18:56	7440-43-9	
Chromium	0.82J	ug/L	1.0	0.34	1	03/14/16 15:30	03/18/16 18:56	7440-47-3	
Selenium	<0.18	ug/L	1.0	0.18	1	03/14/16 15:30	03/18/16 18:56	7782-49-2	
Thallium	<0.50	ug/L	1.0	0.50	1	03/14/16 15:30	03/18/16 18:56	7440-28-0	
7470 Mercury		Analytical Method: EPA 7470 Preparation Method: EPA 7470							
Mercury	<0.039	ug/L	0.20	0.039	1	03/24/16 09:45	03/24/16 14:00	7439-97-6	
2540C Total Dissolved Solids		Analytical Method: SM 2540C							
Total Dissolved Solids	392	mg/L	5.0	5.0	1		03/15/16 08:53		
4500H+ pH, Electrometric		Analytical Method: SM 4500-H+B							
pH at 25 Degrees C	7.7	Std. Units	0.10	0.10	1		03/21/16 13:45		H6
300.0 IC Anions 28 Days		Analytical Method: EPA 300.0							
Chloride	32.0	mg/L	2.0	1.0	2		03/15/16 19:37	16887-00-6	
Fluoride	0.13J	mg/L	0.20	0.073	1		03/15/16 19:22	16984-48-8	
Sulfate	8.4	mg/L	1.0	0.25	1		03/15/16 19:22	14808-79-8	

REPORT OF LABORATORY ANALYSIS

This report shall not be reproduced, except in full,
without the written consent of Pace Analytical Services, Inc..

ANALYTICAL RESULTS

Project: AMEREN RUSH ISLAND ENERGY CTR

Pace Project No.: 60214801

Sample: R-FB-1 **Lab ID: 60214801011** Collected: 03/11/16 10:44 Received: 03/12/16 04:10 Matrix: Water

Parameters	Results	Units	PQL	MDL	DF	Prepared	Analyzed	CAS No.	Qual
200.7 Metals, Total		Analytical Method: EPA 200.7 Preparation Method: EPA 200.7							
Barium	<0.58	ug/L	10.0	0.58	1	03/14/16 15:30	03/17/16 14:31	7440-39-3	
Beryllium	<0.26	ug/L	1.0	0.26	1	03/14/16 15:30	03/17/16 14:31	7440-41-7	
Boron	<50.0	ug/L	100	50.0	1	03/14/16 15:30	03/17/16 14:31	7440-42-8	
Calcium	17.1J	ug/L	100	8.1	1	03/14/16 15:30	03/17/16 14:31	7440-70-2	
Cobalt	<0.72	ug/L	5.0	0.72	1	03/14/16 15:30	03/17/16 14:31	7440-48-4	
Lead	<2.5	ug/L	5.0	2.5	1	03/14/16 15:30	03/17/16 14:31	7439-92-1	
Lithium	<4.9	ug/L	10.0	4.9	1	03/14/16 15:30	03/17/16 14:31	7439-93-2	
Molybdenum	<0.52	ug/L	20.0	0.52	1	03/14/16 15:30	03/17/16 14:31	7439-98-7	
200.8 MET ICPMS		Analytical Method: EPA 200.8 Preparation Method: EPA 200.8							
Antimony	<0.058	ug/L	1.0	0.058	1	03/14/16 15:30	03/18/16 19:00	7440-36-0	
Arsenic	<0.10	ug/L	1.0	0.10	1	03/14/16 15:30	03/18/16 19:00	7440-38-2	
Cadmium	<0.029	ug/L	0.50	0.029	1	03/14/16 15:30	03/18/16 19:00	7440-43-9	
Chromium	0.40J	ug/L	1.0	0.34	1	03/14/16 15:30	03/18/16 19:00	7440-47-3	
Selenium	<0.18	ug/L	1.0	0.18	1	03/14/16 15:30	03/18/16 19:00	7782-49-2	
Thallium	<0.50	ug/L	1.0	0.50	1	03/14/16 15:30	03/18/16 19:00	7440-28-0	
7470 Mercury		Analytical Method: EPA 7470 Preparation Method: EPA 7470							
Mercury	<0.039	ug/L	0.20	0.039	1	03/24/16 09:45	03/24/16 14:02	7439-97-6	
2540C Total Dissolved Solids		Analytical Method: SM 2540C							
Total Dissolved Solids	<5.0	mg/L	5.0	5.0	1		03/15/16 08:54		
4500H+ pH, Electrometric		Analytical Method: SM 4500-H+B							
pH at 25 Degrees C	5.7	Std. Units	0.10	0.10	1		03/21/16 13:45		H6
300.0 IC Anions 28 Days		Analytical Method: EPA 300.0							
Chloride	<0.50	mg/L	1.0	0.50	1		03/15/16 19:51	16887-00-6	
Fluoride	<0.073	mg/L	0.20	0.073	1		03/15/16 19:51	16984-48-8	
Sulfate	<0.25	mg/L	1.0	0.25	1		03/15/16 19:51	14808-79-8	

REPORT OF LABORATORY ANALYSIS

This report shall not be reproduced, except in full,
without the written consent of Pace Analytical Services, Inc..

QUALITY CONTROL DATA

Project: AMEREN RUSH ISLAND ENERGY CTR

Pace Project No.: 60214801

QC Batch: MERP/10446 Analysis Method: EPA 7470
 QC Batch Method: EPA 7470 Analysis Description: 7470 Mercury
 Associated Lab Samples: 60214801001, 60214801002, 60214801003, 60214801004, 60214801005, 60214801006, 60214801007, 60214801008, 60214801009, 60214801010, 60214801011

METHOD BLANK: 1729783 Matrix: Water
 Associated Lab Samples: 60214801001, 60214801002, 60214801003, 60214801004, 60214801005, 60214801006, 60214801007, 60214801008, 60214801009, 60214801010, 60214801011

Parameter	Units	Blank Result	Reporting Limit	MDL	Analyzed	Qualifiers
Mercury	ug/L	<0.039	0.20	0.039	03/24/16 13:22	

LABORATORY CONTROL SAMPLE: 1729784

Parameter	Units	Spike Conc.	LCS Result	LCS % Rec	% Rec Limits	Qualifiers
Mercury	ug/L	5	5.3	107	80-120	

MATRIX SPIKE & MATRIX SPIKE DUPLICATE: 1729785 1729786

Parameter	Units	60214801003 Result	MS Spike Conc.	MSD Spike Conc.	MS Result	MSD Result	MS % Rec	MSD % Rec	% Rec Limits	RPD	Max RPD	Qual
Mercury	ug/L	<0.039	5	5	4.0	4.0	80	80	75-125	0	20	

Results presented on this page are in the units indicated by the "Units" column except where an alternate unit is presented to the right of the result.

REPORT OF LABORATORY ANALYSIS

This report shall not be reproduced, except in full,
without the written consent of Pace Analytical Services, Inc..

QUALITY CONTROL DATA

Project: AMEREN RUSH ISLAND ENERGY CTR

Project No.: 60214801

QC Batch:	MPRP/35172	Analysis Method:	EPA 200.7
QC Batch Method:	EPA 200.7	Analysis Description:	200.7 Metals, Total
Associated Lab Samples:	60214801001, 60214801002, 60214801003, 60214801004, 60214801005, 60214801006, 60214801007, 60214801008, 60214801009, 60214801010, 60214801011		

METHOD BLANK:	1724263	Matrix:	Water
Associated Lab Samples:	60214801001, 60214801002, 60214801003, 60214801004, 60214801005, 60214801006, 60214801007, 60214801008, 60214801009, 60214801010, 60214801011		

Parameter	Units	Blank Result	Reporting Limit	MDL	Analyzed	Qualifiers
Barium	ug/L	0.60J	10.0	0.58	03/17/16 13:20	
Beryllium	ug/L	<0.26	1.0	0.26	03/17/16 13:20	
Boron	ug/L	<50.0	100	50.0	03/17/16 13:20	
Calcium	ug/L	<8.1	100	8.1	03/17/16 13:20	
Cobalt	ug/L	<0.72	5.0	0.72	03/17/16 13:20	
Lead	ug/L	<2.5	5.0	2.5	03/17/16 13:20	
Lithium	ug/L	<4.9	10.0	4.9	03/17/16 13:20	
Molybdenum	ug/L	<0.52	20.0	0.52	03/17/16 13:20	

Parameter	Units	Spike Conc.	LCS Result	LCS % Rec	% Rec Limits	Qualifiers
Barium	ug/L	1000	1100	110	85-115	
Beryllium	ug/L	1000	1060	106	85-115	
Boron	ug/L	1000	1020	102	85-115	
Calcium	ug/L	10000	10200	102	85-115	
Cobalt	ug/L	1000	1020	102	85-115	
Lead	ug/L	1000	1040	104	85-115	
Lithium	ug/L	1000	1080	108	85-115	
Molybdenum	ug/L	1000	1100	110	85-115	

Parameter	Units	60214801001 Result	Spike Conc.	MS Result	MS % Rec	% Rec Limits	Qualifiers
Barium	ug/L	33.0	1000	1110	108	70-130	
Beryllium	ug/L	<0.26	1000	1040	104	70-130	
Boron	ug/L	2110	1000	3160	105	70-130	
Calcium	ug/L	81100	10000	92800	117	70-130	
Cobalt	ug/L	<0.72	1000	996	100	70-130	
Lead	ug/L	<2.5	1000	1000	100	70-130	
Lithium	ug/L	<4.9	1000	1090	109	70-130	
Molybdenum	ug/L	69.8	1000	1170	110	70-130	

Results presented on this page are in the units indicated by the "Units" column except where an alternate unit is presented to the right of the result.

REPORT OF LABORATORY ANALYSIS

This report shall not be reproduced, except in full,
without the written consent of Pace Analytical Services, Inc..

QUALITY CONTROL DATA

Project: AMEREN RUSH ISLAND ENERGY CTR

Pace Project No.: 60214801

MATRIX SPIKE SAMPLE:		1724266					
Parameter	Units	60214801003 Result	Spike Conc.	MS Result	MS % Rec	% Rec Limits	Qualifiers
Barium	ug/L	21.0	1000	1130	111	70-130	
Beryllium	ug/L	<0.26	1000	1080	107	70-130	
Boron	ug/L	15600	1000	16500	94	70-130	
Calcium	ug/L	6030	10000	16100	101	70-130	
Cobalt	ug/L	<0.72	1000	1030	103	70-130	
Lead	ug/L	5.9	1000	1020	102	70-130	
Lithium	ug/L	<4.9	1000	1110	111	70-130	
Molybdenum	ug/L	943	1000	2050	110	70-130	

Results presented on this page are in the units indicated by the "Units" column except where an alternate unit is presented to the right of the result.

REPORT OF LABORATORY ANALYSIS

This report shall not be reproduced, except in full,
without the written consent of Pace Analytical Services, Inc..

QUALITY CONTROL DATA

Project: AMEREN RUSH ISLAND ENERGY CTR

Pace Project No.: 60214801

QC Batch: MPRP/35173 Analysis Method: EPA 200.8
 QC Batch Method: EPA 200.8 Analysis Description: 200.8 MET
 Associated Lab Samples: 60214801001, 60214801002, 60214801003, 60214801004, 60214801005, 60214801006, 60214801007, 60214801008, 60214801009, 60214801010, 60214801011

METHOD BLANK: 1724268 Matrix: Water
 Associated Lab Samples: 60214801001, 60214801002, 60214801003, 60214801004, 60214801005, 60214801006, 60214801007, 60214801008, 60214801009, 60214801010, 60214801011

Parameter	Units	Blank Result	Reporting Limit	MDL	Analyzed	Qualifiers
Antimony	ug/L	<0.058	1.0	0.058	03/18/16 17:32	
Arsenic	ug/L	<0.10	1.0	0.10	03/18/16 17:32	
Cadmium	ug/L	<0.029	0.50	0.029	03/18/16 17:32	
Chromium	ug/L	<0.34	1.0	0.34	03/18/16 17:32	
Selenium	ug/L	<0.18	1.0	0.18	03/18/16 17:32	
Thallium	ug/L	<0.50	1.0	0.50	03/18/16 17:32	

LABORATORY CONTROL SAMPLE: 1724269

Parameter	Units	Spike Conc.	LCS Result	LCS % Rec	% Rec Limits	Qualifiers
Antimony	ug/L	40	42.5	106	85-115	
Arsenic	ug/L	40	44.5	111	85-115	
Cadmium	ug/L	40	42.9	107	85-115	
Chromium	ug/L	40	43.4	109	85-115	
Selenium	ug/L	40	44.7	112	85-115	
Thallium	ug/L	40	40.2	100	85-115	

MATRIX SPIKE SAMPLE: 1724270

Parameter	Units	60214801002 Result	Spike Conc.	MS Result	MS % Rec	% Rec Limits	Qualifiers
Antimony	ug/L	5.4	40	46.6	103	70-130	
Arsenic	ug/L	257	40	294	93	70-130	
Cadmium	ug/L	0.26J	40	39.7	99	70-130	
Chromium	ug/L	1.1	40	41.2	100	70-130	
Selenium	ug/L	1.1	40	22.8	54	70-130 M1	
Thallium	ug/L	<0.50	40	40.9	102	70-130	

MATRIX SPIKE SAMPLE: 1724271

Parameter	Units	60214801003 Result	Spike Conc.	MS Result	MS % Rec	% Rec Limits	Qualifiers
Antimony	ug/L	0.16J	40	41.0	102	70-130	
Arsenic	ug/L	16.8	40	54.4	94	70-130	
Cadmium	ug/L	<0.029	40	38.5	96	70-130	
Chromium	ug/L	1.0	40	40.1	98	70-130	
Selenium	ug/L	0.66J	40	34.6	85	70-130	

Results presented on this page are in the units indicated by the "Units" column except where an alternate unit is presented to the right of the result.

REPORT OF LABORATORY ANALYSIS

This report shall not be reproduced, except in full,
without the written consent of Pace Analytical Services, Inc..

QUALITY CONTROL DATA

Project: AMEREN RUSH ISLAND ENERGY CTR

Pace Project No.: 60214801

MATRIX SPIKE SAMPLE:		1724271					
Parameter	Units	60214801003 Result	Spike Conc.	MS Result	MS % Rec	% Rec Limits	Qualifiers
Thallium	ug/L	<0.50	40	39.9	100	70-130	

Results presented on this page are in the units indicated by the "Units" column except where an alternate unit is presented to the right of the result.

REPORT OF LABORATORY ANALYSIS

This report shall not be reproduced, except in full,
without the written consent of Pace Analytical Services, Inc..

QUALITY CONTROL DATA

Project: AMEREN RUSH ISLAND ENERGY CTR

Pace Project No.: 60214801

QC Batch: WET/60578

Analysis Method: SM 2540C

QC Batch Method: SM 2540C

Analysis Description: 2540C Total Dissolved Solids

Associated Lab Samples: 60214801001, 60214801002, 60214801003, 60214801004, 60214801005, 60214801006, 60214801007, 60214801008, 60214801009, 60214801010, 60214801011

METHOD BLANK: 1724409

Matrix: Water

Associated Lab Samples: 60214801001, 60214801002, 60214801003, 60214801004, 60214801005, 60214801006, 60214801007, 60214801008, 60214801009, 60214801010, 60214801011

Parameter	Units	Blank Result	Reporting Limit	MDL	Analyzed	Qualifiers
Total Dissolved Solids	mg/L	<5.0	5.0	5.0	03/15/16 08:47	

LABORATORY CONTROL SAMPLE: 1724410

Parameter	Units	Spike Conc.	LCS Result	LCS % Rec	% Rec Limits	Qualifiers
Total Dissolved Solids	mg/L	1000	996	100	80-120	

SAMPLE DUPLICATE: 1724411

Parameter	Units	60214801003 Result	Dup Result	RPD	Max RPD	Qualifiers
Total Dissolved Solids	mg/L	688	685	0	10	

SAMPLE DUPLICATE: 1724412

Parameter	Units	60214801009 Result	Dup Result	RPD	Max RPD	Qualifiers
Total Dissolved Solids	mg/L	338	341	1	10	

Results presented on this page are in the units indicated by the "Units" column except where an alternate unit is presented to the right of the result.

REPORT OF LABORATORY ANALYSIS

This report shall not be reproduced, except in full,
without the written consent of Pace Analytical Services, Inc..

QUALITY CONTROL DATA

Project: AMEREN RUSH ISLAND ENERGY CTR

Pace Project No.: 60214801

QC Batch: WET/60611 Analysis Method: SM 4500-H+B

QC Batch Method: SM 4500-H+B Analysis Description: 4500H+B pH

Associated Lab Samples: 60214801001, 60214801002, 60214801003, 60214801004, 60214801005, 60214801006, 60214801007, 60214801008, 60214801009

SAMPLE DUPLICATE: 1725059

Parameter	Units	60214801003 Result	Dup Result	RPD	Max RPD	Qualifiers
pH at 25 Degrees C	Std. Units	9.6	9.6	0	5	H6

Results presented on this page are in the units indicated by the "Units" column except where an alternate unit is presented to the right of the result.

REPORT OF LABORATORY ANALYSIS

This report shall not be reproduced, except in full,
without the written consent of Pace Analytical Services, Inc..

QUALITY CONTROL DATA

Project: AMEREN RUSH ISLAND ENERGY CTR

Pace Project No.: 60214801

QC Batch: WET/60613 Analysis Method: SM 4500-H+B

QC Batch Method: SM 4500-H+B Analysis Description: 4500H+B pH

Associated Lab Samples: 60214801010, 60214801011

SAMPLE DUPLICATE: 1725062

Parameter	Units	60214801011 Result	Dup Result	RPD	Max RPD	Qualifiers
pH at 25 Degrees C	Std. Units	5.7	5.8	0	5	H6

Results presented on this page are in the units indicated by the "Units" column except where an alternate unit is presented to the right of the result.

REPORT OF LABORATORY ANALYSIS

This report shall not be reproduced, except in full,
without the written consent of Pace Analytical Services, Inc..

QUALITY CONTROL DATA

Project: AMEREN RUSH ISLAND ENERGY CTR

Pace Project No.: 60214801

QC Batch: WETA/38511 Analysis Method: EPA 300.0
 QC Batch Method: EPA 300.0 Analysis Description: 300.0 IC Anions
 Associated Lab Samples: 60214801001, 60214801002, 60214801003, 60214801004, 60214801005, 60214801006, 60214801007, 60214801008, 60214801009, 60214801010, 60214801011

METHOD BLANK: 1725356 Matrix: Water
 Associated Lab Samples: 60214801001, 60214801002, 60214801003, 60214801004, 60214801005, 60214801006, 60214801007, 60214801008, 60214801009, 60214801010, 60214801011

Parameter	Units	Blank Result	Reporting Limit	MDL	Analyzed	Qualifiers
Chloride	mg/L	<0.50	1.0	0.50	03/15/16 09:11	
Fluoride	mg/L	<0.073	0.20	0.073	03/15/16 09:11	
Sulfate	mg/L	<0.25	1.0	0.25	03/15/16 09:11	

LABORATORY CONTROL SAMPLE: 1725357

Parameter	Units	Spike Conc.	LCS Result	LCS % Rec	% Rec Limits	Qualifiers
Chloride	mg/L	5	5.0	100	90-110	
Fluoride	mg/L	2.5	2.7	108	90-110	
Sulfate	mg/L	5	5.1	102	90-110	

MATRIX SPIKE & MATRIX SPIKE DUPLICATE: 1724244 1724245

Parameter	Units	60214801003		60214801002		MS		MSD		% Rec Limits	RPD	Max RPD	Qual
		Result	Spike Conc.	Spike Conc.	Result	Result	% Rec	% Rec					
Chloride	mg/L	31.1	100	100	128	128	97	97	80-120	1	15		
Fluoride	mg/L	0.78	2.5	2.5	3.3	3.3	102	101	80-120	0	15		
Sulfate	mg/L	167	100	100	265	265	98	97	80-120	0	15		

MATRIX SPIKE SAMPLE: 1724246

Parameter	Units	60214866002 Result	Spike Conc.	MS Result	MS % Rec	% Rec Limits	Qualifiers
Chloride	mg/L	3520	1250	4870	108	80-120	
Fluoride	mg/L	ND	625	676	108	80-120	
Sulfate	mg/L	4510	1250	5680	94	80-120	

Results presented on this page are in the units indicated by the "Units" column except where an alternate unit is presented to the right of the result.

REPORT OF LABORATORY ANALYSIS

This report shall not be reproduced, except in full, without the written consent of Pace Analytical Services, Inc..

ANALYTICAL RESULTS - RADIOCHEMISTRY

Project: AMEREN RUSH ISLAND ENERGY CTR

Pace Project No.: 60214801

Sample: R-MW-1 **Lab ID: 60214801001** Collected: 03/10/16 10:27 Received: 03/12/16 04:10 Matrix: Water
PWS: Site ID: Sample Type:

Parameters	Method	Act ± Unc (MDC) Carr Trac	Units	Analyzed	CAS No.	Qual
Radium-226	EPA 903.1	0.0905 ± 0.507 (0.973) C:NA T:83%	pCi/L	03/23/16 19:43	13982-63-3	
Radium-228	EPA 904.0	0.619 ± 0.363 (0.669) C:93% T:77%	pCi/L	03/24/16 11:56	15262-20-1	

REPORT OF LABORATORY ANALYSIS

This report shall not be reproduced, except in full,
without the written consent of Pace Analytical Services, Inc..

ANALYTICAL RESULTS - RADIOCHEMISTRY

Project: AMEREN RUSH ISLAND ENERGY CTR

Pace Project No.: 60214801

Sample: R-MW-2 **Lab ID: 60214801002** Collected: 03/10/16 13:00 Received: 03/12/16 04:10 Matrix: Water
PWS: Site ID: Sample Type:

Parameters	Method	Act ± Unc (MDC) Carr Trac	Units	Analyzed	CAS No.	Qual
Radium-226	EPA 903.1	-0.077 ± 0.350 (0.711) C:NA T:84%	pCi/L	03/23/16 19:55	13982-63-3	
Radium-228	EPA 904.0	0.168 ± 0.398 (0.883) C:83% T:78%	pCi/L	03/24/16 11:51	15262-20-1	

REPORT OF LABORATORY ANALYSIS

This report shall not be reproduced, except in full,
without the written consent of Pace Analytical Services, Inc..

ANALYTICAL RESULTS - RADIOCHEMISTRY

Project: AMEREN RUSH ISLAND ENERGY CTR

Pace Project No.: 60214801

Sample: R-MW-3 **Lab ID: 60214801003** Collected: 03/10/16 16:20 Received: 03/12/16 04:10 Matrix: Water
PWS: Site ID: Sample Type:

Parameters	Method	Act ± Unc (MDC) Carr Trac	Units	Analyzed	CAS No.	Qual
Radium-226	EPA 903.1	0.218 ± 0.333 (0.536) C:NA T:95%	pCi/L	03/28/16 10:56	13982-63-3	
Radium-228	EPA 904.0	0.473 ± 0.430 (0.883) C:83% T:83%	pCi/L	03/24/16 11:51	15262-20-1	

REPORT OF LABORATORY ANALYSIS

This report shall not be reproduced, except in full,
without the written consent of Pace Analytical Services, Inc..

ANALYTICAL RESULTS - RADIOCHEMISTRY

Project: AMEREN RUSH ISLAND ENERGY CTR

Pace Project No.: 60214801

Sample: R-MW-B1 **Lab ID: 60214801004** Collected: 03/10/16 14:52 Received: 03/12/16 04:10 Matrix: Water
PWS: Site ID: Sample Type:

Parameters	Method	Act ± Unc (MDC) Carr Trac	Units	Analyzed	CAS No.	Qual
Radium-226	EPA 903.1	0.965 ± 0.707 (0.973) C:NA T:88%	pCi/L	03/23/16 19:56	13982-63-3	
Radium-228	EPA 904.0	0.876 ± 0.483 (0.901) C:85% T:85%	pCi/L	03/24/16 11:51	15262-20-1	

REPORT OF LABORATORY ANALYSIS

This report shall not be reproduced, except in full,
without the written consent of Pace Analytical Services, Inc..

ANALYTICAL RESULTS - RADIOCHEMISTRY

Project: AMEREN RUSH ISLAND ENERGY CTR

Pace Project No.: 60214801

Sample: R-MW-7 **Lab ID: 60214801005** Collected: 03/10/16 16:48 Received: 03/12/16 04:10 Matrix: Water
PWS: Site ID: Sample Type:

Parameters	Method	Act ± Unc (MDC) Carr Trac	Units	Analyzed	CAS No.	Qual
Radium-226	EPA 903.1	0.321 ± 0.335 (0.472) C:NA T:98%	pCi/L	03/23/16 20:07	13982-63-3	
Radium-228	EPA 904.0	0.468 ± 0.412 (0.842) C:85% T:85%	pCi/L	03/24/16 11:51	15262-20-1	

REPORT OF LABORATORY ANALYSIS

This report shall not be reproduced, except in full,
without the written consent of Pace Analytical Services, Inc..

ANALYTICAL RESULTS - RADIOCHEMISTRY

Project: AMEREN RUSH ISLAND ENERGY CTR

Pace Project No.: 60214801

Sample: R-DUP-1 **Lab ID: 60214801006** Collected: 03/10/16 08:00 Received: 03/12/16 04:10 Matrix: Water
PWS: Site ID: Sample Type:

Parameters	Method	Act ± Unc (MDC) Carr Trac	Units	Analyzed	CAS No.	Qual
Radium-226	EPA 903.1	0.282 ± 0.438 (0.759) C:NA T:88%	pCi/L	03/23/16 20:07	13982-63-3	
Radium-228	EPA 904.0	0.244 ± 0.355 (0.764) C:84% T:81%	pCi/L	03/24/16 11:55	15262-20-1	

REPORT OF LABORATORY ANALYSIS

This report shall not be reproduced, except in full,
without the written consent of Pace Analytical Services, Inc..

ANALYTICAL RESULTS - RADIOCHEMISTRY

Project: AMEREN RUSH ISLAND ENERGY CTR

Pace Project No.: 60214801

Sample: R-MW-5 **Lab ID: 60214801007** Collected: 03/11/16 09:35 Received: 03/12/16 04:10 Matrix: Water
PWS: Site ID: Sample Type:

Parameters	Method	Act ± Unc (MDC) Carr Trac	Units	Analyzed	CAS No.	Qual
Radium-226	EPA 903.1	0.000 ± 0.324 (0.660) C:NA T:91%	pCi/L	03/23/16 20:07	13982-63-3	
Radium-228	EPA 904.0	0.251 ± 0.318 (0.676) C:82% T:90%	pCi/L	03/24/16 11:56	15262-20-1	

REPORT OF LABORATORY ANALYSIS

This report shall not be reproduced, except in full,
without the written consent of Pace Analytical Services, Inc..

ANALYTICAL RESULTS - RADIOCHEMISTRY

Project: AMEREN RUSH ISLAND ENERGY CTR

Pace Project No.: 60214801

Sample: R-MW-4 **Lab ID: 60214801008** Collected: 03/11/16 10:49 Received: 03/12/16 04:10 Matrix: Water
PWS: Site ID: Sample Type:

Parameters	Method	Act ± Unc (MDC) Carr Trac	Units	Analyzed	CAS No.	Qual
Radium-226	EPA 903.1	0.492 ± 0.460 (0.652) C:NA T:89%	pCi/L	03/23/16 20:20	13982-63-3	
Radium-228	EPA 904.0	0.568 ± 0.379 (0.726) C:79% T:87%	pCi/L	03/24/16 11:56	15262-20-1	

REPORT OF LABORATORY ANALYSIS

This report shall not be reproduced, except in full,
without the written consent of Pace Analytical Services, Inc..

ANALYTICAL RESULTS - RADIOCHEMISTRY

Project: AMEREN RUSH ISLAND ENERGY CTR

Pace Project No.: 60214801

Sample: R-MW-6 **Lab ID: 60214801009** Collected: 03/11/16 11:23 Received: 03/12/16 04:10 Matrix: Water
PWS: Site ID: Sample Type:

Parameters	Method	Act ± Unc (MDC) Carr Trac	Units	Analyzed	CAS No.	Qual
Radium-226	EPA 903.1	0.364 ± 0.554 (0.955) C:NA T:88%	pCi/L	03/23/16 19:43	13982-63-3	
Radium-228	EPA 904.0	0.330 ± 0.441 (0.947) C:83% T:93%	pCi/L	03/24/16 11:51	15262-20-1	

REPORT OF LABORATORY ANALYSIS

This report shall not be reproduced, except in full,
without the written consent of Pace Analytical Services, Inc..

ANALYTICAL RESULTS - RADIOCHEMISTRY

Project: AMEREN RUSH ISLAND ENERGY CTR

Pace Project No.: 60214801

Sample: R-MW-B2 **Lab ID: 60214801010** Collected: 03/11/16 13:40 Received: 03/12/16 04:10 Matrix: Water
PWS: Site ID: Sample Type:

Parameters	Method	Act ± Unc (MDC) Carr Trac	Units	Analyzed	CAS No.	Qual
Radium-226	EPA 903.1	0.425 ± 0.483 (0.762) C:NA T:89%	pCi/L	03/23/16 20:20	13982-63-3	
Radium-228	EPA 904.0	0.269 ± 0.352 (0.752) C:81% T:89%	pCi/L	03/24/16 11:57	15262-20-1	

REPORT OF LABORATORY ANALYSIS

This report shall not be reproduced, except in full,
without the written consent of Pace Analytical Services, Inc..

ANALYTICAL RESULTS - RADIOCHEMISTRY

Project: AMEREN RUSH ISLAND ENERGY CTR

Pace Project No.: 60214801

Sample: R-FB-1 **Lab ID: 60214801011** Collected: 03/11/16 10:44 Received: 03/12/16 04:10 Matrix: Water
PWS: Site ID: Sample Type:

Parameters	Method	Act ± Unc (MDC) Carr Trac	Units	Analyzed	CAS No.	Qual
Radium-226	EPA 903.1	0.188 ± 0.286 (0.460) C:NA T:103%	pCi/L	03/23/16 20:20	13982-63-3	
Radium-228	EPA 904.0	0.361 ± 0.320 (0.649) C:87% T:91%	pCi/L	03/24/16 11:58	15262-20-1	

REPORT OF LABORATORY ANALYSIS

This report shall not be reproduced, except in full,
without the written consent of Pace Analytical Services, Inc..

ANALYTICAL RESULTS - RADIOCHEMISTRY

Project: AMEREN RUSH ISLAND ENERGY CTR

Pace Project No.: 60214801

Sample: R-MW-3 MS **Lab ID: 60214801012** Collected: 03/10/16 16:20 Received: 03/12/16 04:10 Matrix: Water
PWS: Site ID: Sample Type:

Parameters	Method	Act ± Unc (MDC) Carr Trac	Units	Analyzed	CAS No.	Qual
Radium-226	EPA 903.1	81.00 %REC ± NA (NA)	pCi/L	03/28/16 11:30	13982-63-3	
Radium-228	EPA 904.0	97.9 %REC ± NA (NA) C:NA T:NA	pCi/L	03/24/16 11:58	15262-20-1	

REPORT OF LABORATORY ANALYSIS

This report shall not be reproduced, except in full,
without the written consent of Pace Analytical Services, Inc..

ANALYTICAL RESULTS - RADIOCHEMISTRY

Project: AMEREN RUSH ISLAND ENERGY CTR

Pace Project No.: 60214801

Sample: R-MW-3 MSD **Lab ID: 60214801013** Collected: 03/10/16 16:20 Received: 03/12/16 04:10 Matrix: Water
PWS: Site ID: Sample Type:

Parameters	Method	Act ± Unc (MDC) Carr Trac	Units	Analyzed	CAS No.	Qual
Radium-226	EPA 903.1	57.90 % REC 33.26 RDP ± NA (NA)	pCi/L	03/28/16 11:40	13982-63-3	
Radium-228	EPA 904.0	92.8 %REC 5.31 RPD ± NA (NA) C:NA T:NA	pCi/L	03/24/16 13:34	15262-20-1	

REPORT OF LABORATORY ANALYSIS

This report shall not be reproduced, except in full,
without the written consent of Pace Analytical Services, Inc..

QUALITY CONTROL - RADIOCHEMISTRY

Project: AMEREN RUSH ISLAND ENERGY CTR

Pace Project No.: 60214801

QC Batch:	RADC/28500	Analysis Method:	EPA 904.0
QC Batch Method:	EPA 904.0	Analysis Description:	904.0 Radium 228
Associated Lab Samples:	60214801001, 60214801002, 60214801003, 60214801004, 60214801005, 60214801006, 60214801007, 60214801008, 60214801009, 60214801010, 60214801011, 60214801012, 60214801013		

METHOD BLANK: 1042513 Matrix: Water

Associated Lab Samples:

Parameter	Act ± Unc (MDC) Carr Trac	Units	Analyzed	Qualifiers
Radium-228	0.267 ± 0.301 (0.631) C:84% T:89%	pCi/L	03/24/16 11:55	

Results presented on this page are in the units indicated by the "Units" column except where an alternate unit is presented to the right of the result.

REPORT OF LABORATORY ANALYSIS

This report shall not be reproduced, except in full,
without the written consent of Pace Analytical Services, Inc..

QUALITY CONTROL - RADIOCHEMISTRY

Project: AMEREN RUSH ISLAND ENERGY CTR

Pace Project No.: 60214801

QC Batch:	RADC/28487	Analysis Method:	EPA 903.1
QC Batch Method:	EPA 903.1	Analysis Description:	903.1 Radium-226
Associated Lab Samples:	60214801001, 60214801002, 60214801004, 60214801005, 60214801006, 60214801007, 60214801008, 60214801009, 60214801010, 60214801011		

METHOD BLANK: 1042500 Matrix: Water

Associated Lab Samples:

Parameter	Act ± Unc (MDC) Carr Trac	Units	Analyzed	Qualifiers
Radium-226	0.000 ± 0.320 (0.516) C:NA T:96%	pCi/L	03/23/16 19:31	

Results presented on this page are in the units indicated by the "Units" column except where an alternate unit is presented to the right of the result.

REPORT OF LABORATORY ANALYSIS

This report shall not be reproduced, except in full,
without the written consent of Pace Analytical Services, Inc..

QUALITY CONTROL - RADIOCHEMISTRY

Project: AMEREN RUSH ISLAND ENERGY CTR

Pace Project No.: 60214801

QC Batch: RADC/28541

Analysis Method: EPA 903.1

QC Batch Method: EPA 903.1

Analysis Description: 903.1 Radium-226

Associated Lab Samples: 60214801003, 60214801012, 60214801013

METHOD BLANK: 1045293

Matrix: Water

Associated Lab Samples:

Parameter	Act ± Unc (MDC) Carr Trac	Units	Analyzed	Qualifiers
Radium-226	0.230 ± 0.399 (0.713) C:NA T:92%	pCi/L	03/28/16 10:18	

Results presented on this page are in the units indicated by the "Units" column except where an alternate unit is presented to the right of the result.

REPORT OF LABORATORY ANALYSIS

This report shall not be reproduced, except in full,
without the written consent of Pace Analytical Services, Inc..

QUALIFIERS

Project: AMEREN RUSH ISLAND ENERGY CTR

Pace Project No.: 60214801

DEFINITIONS

DF - Dilution Factor, if reported, represents the factor applied to the reported data due to dilution of the sample aliquot.

ND - Not Detected at or above adjusted reporting limit.

J - Estimated concentration above the adjusted method detection limit and below the adjusted reporting limit.

MDL - Adjusted Method Detection Limit.

PQL - Practical Quantitation Limit.

RL - Reporting Limit.

S - Surrogate

1,2-Diphenylhydrazine decomposes to and cannot be separated from Azobenzene using Method 8270. The result for each analyte is a combined concentration.

Consistent with EPA guidelines, unrounded data are displayed and have been used to calculate % recovery and RPD values.

LCS(D) - Laboratory Control Sample (Duplicate)

MS(D) - Matrix Spike (Duplicate)

DUP - Sample Duplicate

RPD - Relative Percent Difference

NC - Not Calculable.

SG - Silica Gel - Clean-Up

U - Indicates the compound was analyzed for, but not detected.

N-Nitrosodiphenylamine decomposes and cannot be separated from Diphenylamine using Method 8270. The result reported for each analyte is a combined concentration.

Act - Activity

Unc - Uncertainty: SDWA = 1.96 sigma count uncertainty, all other matrices = Expanded Uncertainty (95% confidence interval).

Gamma Spec = Expanded Uncertainty (95.4% Confidence Interval)

(MDC) - Minimum Detectable Concentration

Trac - Tracer Recovery (%)

Carr - Carrier Recovery (%)

Pace Analytical is TNI accredited. Contact your Pace PM for the current list of accredited analytes.

TNI - The NELAC Institute.

LABORATORIES

PASI-K Pace Analytical Services - Kansas City

PASI-PA Pace Analytical Services - Greensburg

ANALYTE QUALIFIERS

H6 Analysis initiated outside of the 15 minute EPA required holding time.

M1 Matrix spike recovery exceeded QC limits. Batch accepted based on laboratory control sample (LCS) recovery.

REPORT OF LABORATORY ANALYSIS

This report shall not be reproduced, except in full,
without the written consent of Pace Analytical Services, Inc..

QUALITY CONTROL DATA CROSS REFERENCE TABLE

Project: AMEREN RUSH ISLAND ENERGY CTR

Pace Project No.: 60214801

Lab ID	Sample ID	QC Batch Method	QC Batch	Analytical Method	Analytical Batch
60214801001	R-MW-1	EPA 200.7	MPRP/35172	EPA 200.7	ICP/25753
60214801002	R-MW-2	EPA 200.7	MPRP/35172	EPA 200.7	ICP/25753
60214801003	R-MW-3	EPA 200.7	MPRP/35172	EPA 200.7	ICP/25753
60214801004	R-MW-B1	EPA 200.7	MPRP/35172	EPA 200.7	ICP/25753
60214801005	R-MW-7	EPA 200.7	MPRP/35172	EPA 200.7	ICP/25753
60214801006	R-DUP-1	EPA 200.7	MPRP/35172	EPA 200.7	ICP/25753
60214801007	R-MW-5	EPA 200.7	MPRP/35172	EPA 200.7	ICP/25753
60214801008	R-MW-4	EPA 200.7	MPRP/35172	EPA 200.7	ICP/25753
60214801009	R-MW-6	EPA 200.7	MPRP/35172	EPA 200.7	ICP/25753
60214801010	R-MW-B2	EPA 200.7	MPRP/35172	EPA 200.7	ICP/25753
60214801011	R-FB-1	EPA 200.7	MPRP/35172	EPA 200.7	ICP/25753
60214801001	R-MW-1	EPA 200.8	MPRP/35173	EPA 200.8	ICPM/4132
60214801002	R-MW-2	EPA 200.8	MPRP/35173	EPA 200.8	ICPM/4132
60214801003	R-MW-3	EPA 200.8	MPRP/35173	EPA 200.8	ICPM/4132
60214801004	R-MW-B1	EPA 200.8	MPRP/35173	EPA 200.8	ICPM/4132
60214801005	R-MW-7	EPA 200.8	MPRP/35173	EPA 200.8	ICPM/4132
60214801006	R-DUP-1	EPA 200.8	MPRP/35173	EPA 200.8	ICPM/4132
60214801007	R-MW-5	EPA 200.8	MPRP/35173	EPA 200.8	ICPM/4132
60214801008	R-MW-4	EPA 200.8	MPRP/35173	EPA 200.8	ICPM/4132
60214801009	R-MW-6	EPA 200.8	MPRP/35173	EPA 200.8	ICPM/4132
60214801010	R-MW-B2	EPA 200.8	MPRP/35173	EPA 200.8	ICPM/4132
60214801011	R-FB-1	EPA 200.8	MPRP/35173	EPA 200.8	ICPM/4132
60214801001	R-MW-1	EPA 7470	MERP/10446	EPA 7470	MERC/10389
60214801002	R-MW-2	EPA 7470	MERP/10446	EPA 7470	MERC/10389
60214801003	R-MW-3	EPA 7470	MERP/10446	EPA 7470	MERC/10389
60214801004	R-MW-B1	EPA 7470	MERP/10446	EPA 7470	MERC/10389
60214801005	R-MW-7	EPA 7470	MERP/10446	EPA 7470	MERC/10389
60214801006	R-DUP-1	EPA 7470	MERP/10446	EPA 7470	MERC/10389
60214801007	R-MW-5	EPA 7470	MERP/10446	EPA 7470	MERC/10389
60214801008	R-MW-4	EPA 7470	MERP/10446	EPA 7470	MERC/10389
60214801009	R-MW-6	EPA 7470	MERP/10446	EPA 7470	MERC/10389
60214801010	R-MW-B2	EPA 7470	MERP/10446	EPA 7470	MERC/10389
60214801011	R-FB-1	EPA 7470	MERP/10446	EPA 7470	MERC/10389
60214801001	R-MW-1	EPA 903.1	RADC/28487		
60214801002	R-MW-2	EPA 903.1	RADC/28487		
60214801003	R-MW-3	EPA 903.1	RADC/28541		
60214801004	R-MW-B1	EPA 903.1	RADC/28487		
60214801005	R-MW-7	EPA 903.1	RADC/28487		
60214801006	R-DUP-1	EPA 903.1	RADC/28487		
60214801007	R-MW-5	EPA 903.1	RADC/28487		
60214801008	R-MW-4	EPA 903.1	RADC/28487		
60214801009	R-MW-6	EPA 903.1	RADC/28487		
60214801010	R-MW-B2	EPA 903.1	RADC/28487		
60214801011	R-FB-1	EPA 903.1	RADC/28487		
60214801012	R-MW-3 MS	EPA 903.1	RADC/28541		
60214801013	R-MW-3 MSD	EPA 903.1	RADC/28541		

REPORT OF LABORATORY ANALYSIS

This report shall not be reproduced, except in full,
without the written consent of Pace Analytical Services, Inc..

QUALITY CONTROL DATA CROSS REFERENCE TABLE

Project: AMEREN RUSH ISLAND ENERGY CTR

Pace Project No.: 60214801

Lab ID	Sample ID	QC Batch Method	QC Batch	Analytical Method	Analytical Batch
60214801001	R-MW-1	EPA 904.0	RADC/28500		
60214801002	R-MW-2	EPA 904.0	RADC/28500		
60214801003	R-MW-3	EPA 904.0	RADC/28500		
60214801004	R-MW-B1	EPA 904.0	RADC/28500		
60214801005	R-MW-7	EPA 904.0	RADC/28500		
60214801006	R-DUP-1	EPA 904.0	RADC/28500		
60214801007	R-MW-5	EPA 904.0	RADC/28500		
60214801008	R-MW-4	EPA 904.0	RADC/28500		
60214801009	R-MW-6	EPA 904.0	RADC/28500		
60214801010	R-MW-B2	EPA 904.0	RADC/28500		
60214801011	R-FB-1	EPA 904.0	RADC/28500		
60214801012	R-MW-3 MS	EPA 904.0	RADC/28500		
60214801013	R-MW-3 MSD	EPA 904.0	RADC/28500		
60214801001	R-MW-1	SM 2540C	WET/60578		
60214801002	R-MW-2	SM 2540C	WET/60578		
60214801003	R-MW-3	SM 2540C	WET/60578		
60214801004	R-MW-B1	SM 2540C	WET/60578		
60214801005	R-MW-7	SM 2540C	WET/60578		
60214801006	R-DUP-1	SM 2540C	WET/60578		
60214801007	R-MW-5	SM 2540C	WET/60578		
60214801008	R-MW-4	SM 2540C	WET/60578		
60214801009	R-MW-6	SM 2540C	WET/60578		
60214801010	R-MW-B2	SM 2540C	WET/60578		
60214801011	R-FB-1	SM 2540C	WET/60578		
60214801001	R-MW-1	SM 4500-H+B	WET/60611		
60214801002	R-MW-2	SM 4500-H+B	WET/60611		
60214801003	R-MW-3	SM 4500-H+B	WET/60611		
60214801004	R-MW-B1	SM 4500-H+B	WET/60611		
60214801005	R-MW-7	SM 4500-H+B	WET/60611		
60214801006	R-DUP-1	SM 4500-H+B	WET/60611		
60214801007	R-MW-5	SM 4500-H+B	WET/60611		
60214801008	R-MW-4	SM 4500-H+B	WET/60611		
60214801009	R-MW-6	SM 4500-H+B	WET/60611		
60214801010	R-MW-B2	SM 4500-H+B	WET/60613		
60214801011	R-FB-1	SM 4500-H+B	WET/60613		
60214801001	R-MW-1	EPA 300.0	WETA/38511		
60214801002	R-MW-2	EPA 300.0	WETA/38511		
60214801003	R-MW-3	EPA 300.0	WETA/38511		
60214801004	R-MW-B1	EPA 300.0	WETA/38511		
60214801005	R-MW-7	EPA 300.0	WETA/38511		
60214801006	R-DUP-1	EPA 300.0	WETA/38511		
60214801007	R-MW-5	EPA 300.0	WETA/38511		
60214801008	R-MW-4	EPA 300.0	WETA/38511		
60214801009	R-MW-6	EPA 300.0	WETA/38511		
60214801010	R-MW-B2	EPA 300.0	WETA/38511		
60214801011	R-FB-1	EPA 300.0	WETA/38511		

REPORT OF LABORATORY ANALYSIS

This report shall not be reproduced, except in full,
without the written consent of Pace Analytical Services, Inc..



Sample Condition Upon Receipt

WO#: 60214801
Barcode
60214801

Client Name: Golder

Courier: FedEx [] UPS [] VIA [] Clay [] PEX [] ECI [] Pace [] Other [x] Client []

Tracking #: Pace Shipping Label Used? Yes [] No [x]

Custody Seal on Cooler/Box Present: Yes [x] No [] Seals intact: Yes [x] No []

Packing Material: Bubble Wrap [] Bubble Bags [] Foam [] None [x] Other []

Thermometer Used: T-239 / T-262 Type of Ice: Wet [x] Blue [] None [] Samples received on ice, cooling process has begun.

Cooler Temperature: 2.0/13.4/12.7

Date and initials of person examining contents: pu 3/12/16

Table with 18 rows of inspection items and checkboxes. Includes items like 'Chain of Custody present', 'Short Hold Time analyses (<72hr):', 'Rush Turn Around Time requested:', 'Sufficient volume:', 'Correct containers used:', 'Pace containers used:', 'Containers intact:', 'Unpreserved 5035A soils frozen w/in 48hrs?', 'Filtered volume received for dissolved tests?', 'Sample labels match COC:', 'Includes date/time/ID/analyses Matrix: WT', 'All containers needing preservation have been checked.', 'All containers needing preservation are found to be in compliance with EPA recommendation.', 'Exceptions: VOA, Coliform, O&G, WI-DRO (water)', 'Trip Blank present:', 'Pace Trip Blank lot # (if purchased):', 'Headspace in VOA vials (>6mm):', 'Project sampled in USDA Regulated Area:', 'Additional labels attached to 5035A vials in the field?'

Client Notification/ Resolution: Copy COC to Client? Y / N Field Data Required? Y / N

Person Contacted: Date/Time:

Comments/ Resolution:

Project Manager Review: [Signature] Date: 3/14/16

Project Manager Review: Date:



CHAIN-OF-CUSTODY / Analytical Request Document

The Chain-of-Custody is a LEGAL DOCUMENT. All relevant fields must be completed accurately.

Page: 1 of 1

Section A Required Client Information:		Section B Required Project Information:		Section C Invoice Information:	
Company: Golder Associates	Report To: Mark Haddock (mhaddock@golder.com)	Company Name: Jeffrey Ingram	Attention: Jeffrey Ingram	Company Name: Golder Associates	Attention: Mark Haddock
Address: 820 South Main Street, Suite 100 St Charles, MO 63301	Copy To: Jeffrey Ingram	Purchase Order No.: 153-1406.0002A	Project Name: Ameren Rush Island Engery Center	Address: 820 South Main Street, Suite 100 St Charles, MO 63301	Project Name: Ameren Rush Island Engery Center
Email To: mhaddock@golder.com	Phone: 636-724-9191	Fax: 636-724-9323	Requested Due Date/TAT: Standard	Pace Quote Reference: 9285	Pace Project Manager: Jamie Church

ITEM #	Section D Required Client Information	Valid Matrix Codes MATRIX CODE DRINKING WATER DW WASTE WATER WW WATER PRODUCT P SOIL/SOLID SL OIL OL WP AR OT TS	COLLECTED		SAMPLE TYPE (G=GRAB C=COMP) MATRIX CODE (see valid codes to left)	# OF CONTAINERS	Preservatives							Y/N	Requested Analysis Filtered (Y/N)	Residual Chlorine (Y/N)	Pace Project No./ Lab I.D.	
			COMPOSITE START	COMPOSITE END/GRAB			DATE	TIME	DATE	TIME	Unpreserved	H ₂ O ₄	HNO ₃					HCl
1	R-MW-1			3/10/16	1027	G	4	1	3									18PM 1813N ²⁰ 28PM 2817N
2	R-MW-2			3/10/16	1300	G	4	1	3									4PM 4126
3	R-MW-3			3/10/16	1420	G	12	3	9									38PM 3820N
4	R-MW-B1			3/10/16	1452	G	4	1	3									38PM 3820N
5	R-MW-7			3/10/16	1448	G	4	1	3									4PM 4126
6	B-DUP-1			3/10/16	-	G	4	1	3									4PM 4126
7	R-MW-5			3/11/16	0935	G	4	1	3									4PM 4126
8	R-MW-4			1010	1049	G	5	1	4									28PM 2817N
9	R-MW-6			1028	1123	G	4	1	3									4PM 4126
10	R-MW-B2			1042	1340	G	4	1	3									4PM 4126
11	R-FB-1			1044	1044	G	4	1	3									4PM 4126
12						G												

ADDITIONAL COMMENTS	RELINQUISHED BY / AFFILIATION	DATE	TIME	ACCEPTED BY / AFFILIATION	DATE	TIME	SAMPLE CONDITIONS
EPA 200.7: Ba, Be, B, Ca, Co, Pb, Li, Mo + EPA 7470A Hg EPA 200.8: Sb, As, Cd, Cr, Se, Ti	<i>John Suozzi</i>	3/11/16	1609	<i>John Suozzi</i>	3/11/16	1609	Temp in °C Received on Ice (Y/N) Custody Sealed (Y/N) Samples Intact (Y/N)
	<i>John Suozzi</i>	3/11/16	1700	<i>John Suozzi</i>	3/11/16	0410	2.0 13.4 12.7

SAMPLER NAME AND SIGNATURE
 PRINT Name of SAMPLER: John Suozzi
 SIGNATURE of SAMPLER: *John Suozzi*
 DATE Signed (MM/DD/YYYY): 03/11/16

*Important Note: By signing this form you are accepting Pace's NET 30 day payment terms and agreeing to late charges of 1.5% per month for any invoices not paid within 30 days.

May 24, 2016

Mark Haddock
Golder Associates
820 S. Main St
Suite 100
Saint Charles, MO 63301

RE: Project: AMEREN RUSH ISLAND ENERGY CTR
Pace Project No.: 60218420

Dear Mark Haddock:

Enclosed are the analytical results for sample(s) received by the laboratory on May 05, 2016. The results relate only to the samples included in this report. Results reported herein conform to the most current TNI standards and the laboratory's Quality Assurance Manual, where applicable, unless otherwise noted in the body of the report.

If you have any questions concerning this report, please feel free to contact me.

Sincerely,



Jamie Church
jamie.church@pacelabs.com
Project Manager

Enclosures

cc: Jeffrey Ingram, Golder Associates
John Suozzi, Golder Associates



REPORT OF LABORATORY ANALYSIS

This report shall not be reproduced, except in full,
without the written consent of Pace Analytical Services, Inc..

CERTIFICATIONS

Project: AMEREN RUSH ISLAND ENERGY CTR

Pace Project No.: 60218420

Pennsylvania Certification IDs

1638 Roseytown Rd Suites 2,3&4, Greensburg, PA 15601

L-A-B DOD-ELAP Accreditation #: L2417

Alabama Certification #: 41590

Arizona Certification #: AZ0734

Arkansas Certification

California Certification #: 04222CA

Colorado Certification

Connecticut Certification #: PH-0694

Delaware Certification

Florida/TNI Certification #: E87683

Georgia Certification #: C040

Guam Certification

Hawaii Certification

Idaho Certification

Illinois Certification

Indiana Certification

Iowa Certification #: 391

Kansas/TNI Certification #: E-10358

Kentucky Certification #: 90133

Louisiana DHH/TNI Certification #: LA140008

Louisiana DEQ/TNI Certification #: 4086

Maine Certification #: PA00091

Maryland Certification #: 308

Massachusetts Certification #: M-PA1457

Michigan/PADEP Certification

Missouri Certification #: 235

Montana Certification #: Cert 0082

Nebraska Certification #: NE-05-29-14

Nevada Certification #: PA014572015-1

New Hampshire/TNI Certification #: 2976

New Jersey/TNI Certification #: PA 051

New Mexico Certification #: PA01457

New York/TNI Certification #: 10888

North Carolina Certification #: 42706

North Dakota Certification #: R-190

Oregon/TNI Certification #: PA200002

Pennsylvania/TNI Certification #: 65-00282

Puerto Rico Certification #: PA01457

Rhode Island Certification #: 65-00282

South Dakota Certification

Tennessee Certification #: TN2867

Texas/TNI Certification #: T104704188-14-8

Utah/TNI Certification #: PA014572015-5

USDA Soil Permit #: P330-14-00213

Vermont Dept. of Health: ID# VT-0282

Virgin Island/PADEP Certification

Virginia/VELAP Certification #: 460198

Washington Certification #: C868

West Virginia DEP Certification #: 143

West Virginia DHHR Certification #: 9964C

Wisconsin Certification

Wyoming Certification #: 8TMS-L

Kansas Certification IDs

9608 Loiret Boulevard, Lenexa, KS 66219

WY STR Certification #: 2456.01

Arkansas Certification #: 15-016-0

Illinois Certification #: 003097

Iowa Certification #: 118

Kansas/NELAP Certification #: E-10116

Louisiana Certification #: 03055

Nevada Certification #: KS000212008A

Oklahoma Certification #: 9205/9935

Texas Certification #: T104704407

Utah Certification #: KS00021

Kansas Field Laboratory Accreditation: # E-92587

REPORT OF LABORATORY ANALYSIS

This report shall not be reproduced, except in full,
without the written consent of Pace Analytical Services, Inc..

SAMPLE SUMMARY

Project: AMEREN RUSH ISLAND ENERGY CTR

Pace Project No.: 60218420

Lab ID	Sample ID	Matrix	Date Collected	Date Received
60218420001	R-MW-1	Water	05/02/16 09:40	05/05/16 03:25
60218420002	R-MW-2	Water	05/02/16 11:35	05/05/16 03:25
60218420003	R-MW-3	Water	05/02/16 13:42	05/05/16 03:25
60218420004	R-MW-4	Water	05/03/16 10:14	05/05/16 03:25
60218420005	R-MW-5	Water	05/03/16 09:10	05/05/16 03:25
60218420006	R-MW-6	Water	05/02/16 16:15	05/05/16 03:25
60218420007	R-MW-7	Water	05/03/16 09:50	05/05/16 03:25
60218420008	R-MW-B1	Water	05/02/16 13:41	05/05/16 03:25
60218420009	R-MW-B2	Water	05/02/16 12:19	05/05/16 03:25
60218420010	R-DUP-1	Water	05/02/16 08:00	05/05/16 03:25
60218420011	R-FB-1	Water	05/02/16 15:20	05/05/16 03:25
60218420012	R-MW-3 MS	Water	05/02/16 13:42	05/05/16 03:25
60218420013	R-MW-3 MSD	Water	05/02/16 13:42	05/05/16 03:25

REPORT OF LABORATORY ANALYSIS

This report shall not be reproduced, except in full,
without the written consent of Pace Analytical Services, Inc..

SAMPLE ANALYTE COUNT

Project: AMEREN RUSH ISLAND ENERGY CTR

Pace Project No.: 60218420

Lab ID	Sample ID	Method	Analysts	Analytes Reported	Laboratory
60218420001	R-MW-1	EPA 200.7	TDS	8	PASI-K
		EPA 200.8	JGP	6	PASI-K
		EPA 7470	SMW	1	PASI-K
		EPA 903.1	WRR	1	PASI-PA
		EPA 904.0	JLW	1	PASI-PA
		SM 2540C	AGO	1	PASI-K
		SM 4500-H+B	AGO	1	PASI-K
60218420002	R-MW-2	EPA 300.0	OL	3	PASI-K
		EPA 200.7	TDS	8	PASI-K
		EPA 200.8	JGP	6	PASI-K
		EPA 7470	SMW	1	PASI-K
		EPA 903.1	WRR	1	PASI-PA
		EPA 904.0	JLW	1	PASI-PA
		SM 2540C	AGO	1	PASI-K
60218420003	R-MW-3	SM 4500-H+B	AGO	1	PASI-K
		EPA 300.0	OL	3	PASI-K
		EPA 200.7	TDS	8	PASI-K
		EPA 200.8	JGP	6	PASI-K
		EPA 7470	SMW	1	PASI-K
		EPA 903.1	WRR	1	PASI-PA
		EPA 904.0	JLW	1	PASI-PA
60218420004	R-MW-4	SM 2540C	AGO	1	PASI-K
		SM 4500-H+B	AGO	1	PASI-K
		EPA 300.0	OL	3	PASI-K
		EPA 200.7	TDS	8	PASI-K
		EPA 200.8	JGP	6	PASI-K
		EPA 7470	SMW	1	PASI-K
		EPA 903.1	WRR	1	PASI-PA
60218420005	R-MW-5	EPA 904.0	JLW	1	PASI-PA
		SM 2540C	AGO	1	PASI-K
		EPA 904.0	JLW	1	PASI-PA
		EPA 300.0	OL	3	PASI-K
		EPA 200.7	TDS	8	PASI-K
		EPA 200.8	JGP	6	PASI-K
		EPA 7470	SMW	1	PASI-K

REPORT OF LABORATORY ANALYSIS

This report shall not be reproduced, except in full,
without the written consent of Pace Analytical Services, Inc..

SAMPLE ANALYTE COUNT

Project: AMEREN RUSH ISLAND ENERGY CTR
Pace Project No.: 60218420

Lab ID	Sample ID	Method	Analysts	Analytes Reported	Laboratory
60218420006	R-MW-6	SM 2540C	AGO	1	PASI-K
		SM 4500-H+B	AGO	1	PASI-K
		EPA 300.0	OL	3	PASI-K
		EPA 200.7	TDS	8	PASI-K
		EPA 200.8	JGP	6	PASI-K
		EPA 7470	SMW	1	PASI-K
		EPA 903.1	WRR	1	PASI-PA
		EPA 904.0	JLW	1	PASI-PA
60218420007	R-MW-7	SM 2540C	AGO	1	PASI-K
		SM 4500-H+B	AGO	1	PASI-K
		EPA 300.0	OL	3	PASI-K
		EPA 200.7	TDS	8	PASI-K
		EPA 200.8	JGP	6	PASI-K
		EPA 7470	SMW	1	PASI-K
		EPA 903.1	WRR	1	PASI-PA
		EPA 904.0	JLW	1	PASI-PA
60218420008	R-MW-B1	SM 2540C	AGO	1	PASI-K
		SM 4500-H+B	AGO	1	PASI-K
		EPA 300.0	OL	3	PASI-K
		EPA 200.7	TDS	8	PASI-K
		EPA 200.8	JGP	6	PASI-K
		EPA 7470	SMW	1	PASI-K
		EPA 903.1	WRR	1	PASI-PA
		EPA 904.0	JLW	1	PASI-PA
60218420009	R-MW-B2	SM 2540C	AGO	1	PASI-K
		SM 4500-H+B	AGO	1	PASI-K
		EPA 300.0	OL	3	PASI-K
		EPA 200.7	TDS	8	PASI-K
		EPA 200.8	JGP	6	PASI-K
		EPA 7470	SMW	1	PASI-K
		EPA 903.1	WRR	1	PASI-PA
		EPA 904.0	JLW	1	PASI-PA
60218420010	R-DUP-1	SM 2540C	AGO	1	PASI-K
		SM 4500-H+B	AGO	1	PASI-K
		EPA 300.0	OL	3	PASI-K
		EPA 200.7	TDS	8	PASI-K
		EPA 200.8	JGP	6	PASI-K

REPORT OF LABORATORY ANALYSIS

This report shall not be reproduced, except in full,
without the written consent of Pace Analytical Services, Inc..

SAMPLE ANALYTE COUNT

Project: AMEREN RUSH ISLAND ENERGY CTR

Pace Project No.: 60218420

Lab ID	Sample ID	Method	Analysts	Analytes Reported	Laboratory
		EPA 7470	SMW	1	PASI-K
		EPA 903.1	WRR	1	PASI-PA
		EPA 904.0	JLW	1	PASI-PA
		SM 2540C	AGO	1	PASI-K
		SM 4500-H+B	AGO	1	PASI-K
		EPA 300.0	OL	3	PASI-K
60218420011	R-FB-1	EPA 200.7	TDS	8	PASI-K
		EPA 200.8	JGP	6	PASI-K
		EPA 7470	SMW	1	PASI-K
		EPA 903.1	WRR	1	PASI-PA
		EPA 904.0	JLW	1	PASI-PA
		SM 2540C	AGO	1	PASI-K
		SM 4500-H+B	AGO	1	PASI-K
		EPA 300.0	OL	3	PASI-K
60218420012	R-MW-3 MS	EPA 903.1	WRR	1	PASI-PA
		EPA 904.0	JLW	1	PASI-PA
60218420013	R-MW-3 MSD	EPA 903.1	WRR	1	PASI-PA
		EPA 904.0	JLW	1	PASI-PA

REPORT OF LABORATORY ANALYSIS

This report shall not be reproduced, except in full,
without the written consent of Pace Analytical Services, Inc..

ANALYTICAL RESULTS

Project: AMEREN RUSH ISLAND ENERGY CTR

Pace Project No.: 60218420

Sample: R-MW-1 **Lab ID: 60218420001** Collected: 05/02/16 09:40 Received: 05/05/16 03:25 Matrix: Water

Parameters	Results	Units	PQL	MDL	DF	Prepared	Analyzed	CAS No.	Qual
200.7 Metals, Total		Analytical Method: EPA 200.7 Preparation Method: EPA 200.7							
Barium	21.3	ug/L	10.0	0.58	1	05/06/16 11:30	05/06/16 16:34	7440-39-3	
Beryllium	<0.26	ug/L	1.0	0.26	1	05/06/16 11:30	05/06/16 16:34	7440-41-7	
Boron	2140	ug/L	100	50.0	1	05/06/16 11:30	05/06/16 16:34	7440-42-8	
Calcium	55700	ug/L	100	8.1	1	05/06/16 11:30	05/06/16 16:34	7440-70-2	
Cobalt	<0.72	ug/L	5.0	0.72	1	05/06/16 11:30	05/06/16 16:34	7440-48-4	
Lead	<2.5	ug/L	5.0	2.5	1	05/06/16 11:30	05/06/16 16:34	7439-92-1	
Lithium	<4.9	ug/L	10.0	4.9	1	05/06/16 11:30	05/06/16 16:34	7439-93-2	
Molybdenum	73.1	ug/L	20.0	0.52	1	05/06/16 11:30	05/06/16 16:34	7439-98-7	
200.8 MET ICPMS		Analytical Method: EPA 200.8 Preparation Method: EPA 200.8							
Antimony	0.75J	ug/L	1.0	0.058	1	05/06/16 11:30	05/21/16 15:23	7440-36-0	
Arsenic	9.7	ug/L	1.0	0.10	1	05/06/16 11:30	05/21/16 15:23	7440-38-2	
Cadmium	<0.029	ug/L	0.50	0.029	1	05/06/16 11:30	05/21/16 15:23	7440-43-9	
Chromium	0.38J	ug/L	1.0	0.34	1	05/06/16 11:30	05/21/16 15:23	7440-47-3	
Selenium	10.2	ug/L	1.0	0.18	1	05/06/16 11:30	05/21/16 15:23	7782-49-2	
Thallium	<0.50	ug/L	1.0	0.50	1	05/06/16 11:30	05/21/16 15:23	7440-28-0	
7470 Mercury		Analytical Method: EPA 7470 Preparation Method: EPA 7470							
Mercury	<0.039	ug/L	0.20	0.039	1	05/11/16 10:55	05/11/16 14:39	7439-97-6	
2540C Total Dissolved Solids		Analytical Method: SM 2540C							
Total Dissolved Solids	424	mg/L	5.0	5.0	1		05/09/16 12:18		
4500H+ pH, Electrometric		Analytical Method: SM 4500-H+B							
pH at 25 Degrees C	9.7	Std. Units	0.10	0.10	1		05/09/16 10:45		H6
300.0 IC Anions 28 Days		Analytical Method: EPA 300.0							
Chloride	22.6	mg/L	2.0	1.0	2		05/19/16 02:19	16887-00-6	
Fluoride	0.26	mg/L	0.20	0.073	1		05/17/16 19:39	16984-48-8	
Sulfate	234	mg/L	20.0	5.0	20		05/19/16 02:35	14808-79-8	

REPORT OF LABORATORY ANALYSIS

This report shall not be reproduced, except in full,
without the written consent of Pace Analytical Services, Inc..

ANALYTICAL RESULTS

Project: AMEREN RUSH ISLAND ENERGY CTR

Pace Project No.: 60218420

Sample: R-MW-2 **Lab ID: 60218420002** Collected: 05/02/16 11:35 Received: 05/05/16 03:25 Matrix: Water

Parameters	Results	Units	PQL	MDL	DF	Prepared	Analyzed	CAS No.	Qual
200.7 Metals, Total		Analytical Method: EPA 200.7 Preparation Method: EPA 200.7							
Barium	18.8	ug/L	10.0	0.58	1	05/06/16 11:30	05/06/16 16:37	7440-39-3	
Beryllium	<0.26	ug/L	1.0	0.26	1	05/06/16 11:30	05/06/16 16:37	7440-41-7	
Boron	4080	ug/L	100	50.0	1	05/06/16 11:30	05/06/16 16:37	7440-42-8	
Calcium	9840	ug/L	100	8.1	1	05/06/16 11:30	05/06/16 16:37	7440-70-2	
Cobalt	<0.72	ug/L	5.0	0.72	1	05/06/16 11:30	05/06/16 16:37	7440-48-4	
Lead	8.8	ug/L	5.0	2.5	1	05/06/16 11:30	05/06/16 16:37	7439-92-1	B
Lithium	<4.9	ug/L	10.0	4.9	1	05/06/16 11:30	05/06/16 16:37	7439-93-2	
Molybdenum	173	ug/L	20.0	0.52	1	05/06/16 11:30	05/06/16 16:37	7439-98-7	
200.8 MET ICPMS		Analytical Method: EPA 200.8 Preparation Method: EPA 200.8							
Antimony	5.2	ug/L	1.0	0.058	1	05/06/16 11:30	05/21/16 15:28	7440-36-0	
Arsenic	231	ug/L	1.0	0.10	1	05/06/16 11:30	05/21/16 15:28	7440-38-2	
Cadmium	0.25J	ug/L	0.50	0.029	1	05/06/16 11:30	05/21/16 15:28	7440-43-9	
Chromium	0.95J	ug/L	1.0	0.34	1	05/06/16 11:30	05/21/16 15:28	7440-47-3	
Selenium	2.1	ug/L	1.0	0.18	1	05/06/16 11:30	05/21/16 15:28	7782-49-2	
Thallium	<0.50	ug/L	1.0	0.50	1	05/06/16 11:30	05/21/16 15:28	7440-28-0	
7470 Mercury		Analytical Method: EPA 7470 Preparation Method: EPA 7470							
Mercury	<0.039	ug/L	0.20	0.039	1	05/11/16 10:55	05/11/16 14:41	7439-97-6	
2540C Total Dissolved Solids		Analytical Method: SM 2540C							
Total Dissolved Solids	794	mg/L	5.0	5.0	1		05/09/16 12:19		
4500H+ pH, Electrometric		Analytical Method: SM 4500-H+B							
pH at 25 Degrees C	10.6	Std. Units	0.10	0.10	1		05/09/16 10:45		H6
300.0 IC Anions 28 Days		Analytical Method: EPA 300.0							
Chloride	23.0	mg/L	2.0	1.0	2		05/19/16 02:50	16887-00-6	
Fluoride	0.91	mg/L	0.20	0.073	1		05/17/16 20:56	16984-48-8	
Sulfate	242	mg/L	20.0	5.0	20		05/19/16 03:06	14808-79-8	

REPORT OF LABORATORY ANALYSIS

This report shall not be reproduced, except in full,
without the written consent of Pace Analytical Services, Inc..

ANALYTICAL RESULTS

Project: AMEREN RUSH ISLAND ENERGY CTR

Pace Project No.: 60218420

Sample: R-MW-3 **Lab ID: 60218420003** Collected: 05/02/16 13:42 Received: 05/05/16 03:25 Matrix: Water

Parameters	Results	Units	PQL	MDL	DF	Prepared	Analyzed	CAS No.	Qual
200.7 Metals, Total		Analytical Method: EPA 200.7 Preparation Method: EPA 200.7							
Barium	18.3	ug/L	10.0	0.58	1	05/06/16 11:30	05/06/16 16:39	7440-39-3	
Beryllium	<0.26	ug/L	1.0	0.26	1	05/06/16 11:30	05/06/16 16:39	7440-41-7	
Boron	14900	ug/L	100	50.0	1	05/06/16 11:30	05/06/16 16:39	7440-42-8	
Calcium	6110	ug/L	100	8.1	1	05/06/16 11:30	05/06/16 16:39	7440-70-2	
Cobalt	<0.72	ug/L	5.0	0.72	1	05/06/16 11:30	05/06/16 16:39	7440-48-4	
Lead	6.2	ug/L	5.0	2.5	1	05/06/16 11:30	05/06/16 16:39	7439-92-1	B
Lithium	<4.9	ug/L	10.0	4.9	1	05/06/16 11:30	05/06/16 16:39	7439-93-2	
Molybdenum	826	ug/L	20.0	0.52	1	05/06/16 11:30	05/06/16 16:39	7439-98-7	
200.8 MET ICPMS		Analytical Method: EPA 200.8 Preparation Method: EPA 200.8							
Antimony	0.098J	ug/L	1.0	0.058	1	05/06/16 11:30	05/21/16 15:32	7440-36-0	
Arsenic	36.2	ug/L	1.0	0.10	1	05/06/16 11:30	05/21/16 15:32	7440-38-2	
Cadmium	<0.029	ug/L	0.50	0.029	1	05/06/16 11:30	05/21/16 15:32	7440-43-9	
Chromium	1.4	ug/L	1.0	0.34	1	05/06/16 11:30	05/21/16 15:32	7440-47-3	
Selenium	0.60J	ug/L	1.0	0.18	1	05/06/16 11:30	05/21/16 15:32	7782-49-2	M1
Thallium	<0.50	ug/L	1.0	0.50	1	05/06/16 11:30	05/21/16 15:32	7440-28-0	
7470 Mercury		Analytical Method: EPA 7470 Preparation Method: EPA 7470							
Mercury	<0.039	ug/L	0.20	0.039	1	05/11/16 10:55	05/11/16 14:44	7439-97-6	M1
2540C Total Dissolved Solids		Analytical Method: SM 2540C							
Total Dissolved Solids	806	mg/L	5.0	5.0	1		05/09/16 12:19		D6
4500H+ pH, Electrometric		Analytical Method: SM 4500-H+B							
pH at 25 Degrees C	9.6	Std. Units	0.10	0.10	1		05/09/16 10:45		H6
300.0 IC Anions 28 Days		Analytical Method: EPA 300.0							
Chloride	30.9	mg/L	2.0	1.0	2		05/19/16 03:21	16887-00-6	
Fluoride	0.80	mg/L	0.20	0.073	1		05/17/16 21:12	16984-48-8	
Sulfate	158	mg/L	20.0	5.0	20		05/20/16 09:43	14808-79-8	

REPORT OF LABORATORY ANALYSIS

This report shall not be reproduced, except in full,
without the written consent of Pace Analytical Services, Inc..

ANALYTICAL RESULTS

Project: AMEREN RUSH ISLAND ENERGY CTR

Pace Project No.: 60218420

Sample: R-MW-4 **Lab ID: 60218420004** Collected: 05/03/16 10:14 Received: 05/05/16 03:25 Matrix: Water

Parameters	Results	Units	PQL	MDL	DF	Prepared	Analyzed	CAS No.	Qual
200.7 Metals, Total		Analytical Method: EPA 200.7 Preparation Method: EPA 200.7							
Barium	275	ug/L	10.0	0.58	1	05/06/16 11:30	05/06/16 16:46	7440-39-3	
Beryllium	<0.26	ug/L	1.0	0.26	1	05/06/16 11:30	05/06/16 16:46	7440-41-7	
Boron	4070	ug/L	100	50.0	1	05/06/16 11:30	05/06/16 16:46	7440-42-8	
Calcium	73500	ug/L	100	8.1	1	05/06/16 11:30	05/06/16 16:46	7440-70-2	
Cobalt	<0.72	ug/L	5.0	0.72	1	05/06/16 11:30	05/06/16 16:46	7440-48-4	
Lead	2.7J	ug/L	5.0	2.5	1	05/06/16 11:30	05/06/16 16:46	7439-92-1	B
Lithium	41.4	ug/L	10.0	4.9	1	05/06/16 11:30	05/06/16 16:46	7439-93-2	
Molybdenum	91.4	ug/L	20.0	0.52	1	05/06/16 11:30	05/06/16 16:46	7439-98-7	
200.8 MET ICPMS		Analytical Method: EPA 200.8 Preparation Method: EPA 200.8							
Antimony	0.12J	ug/L	1.0	0.058	1	05/06/16 11:30	05/21/16 15:45	7440-36-0	
Arsenic	9.0	ug/L	1.0	0.10	1	05/06/16 11:30	05/21/16 15:45	7440-38-2	
Cadmium	<0.029	ug/L	0.50	0.029	1	05/06/16 11:30	05/21/16 15:45	7440-43-9	
Chromium	0.51J	ug/L	1.0	0.34	1	05/06/16 11:30	05/21/16 15:45	7440-47-3	
Selenium	<0.18	ug/L	1.0	0.18	1	05/06/16 11:30	05/21/16 15:45	7782-49-2	
Thallium	<0.50	ug/L	1.0	0.50	1	05/06/16 11:30	05/21/16 15:45	7440-28-0	
7470 Mercury		Analytical Method: EPA 7470 Preparation Method: EPA 7470							
Mercury	<0.039	ug/L	0.20	0.039	1	05/11/16 10:55	05/11/16 14:55	7439-97-6	
2540C Total Dissolved Solids		Analytical Method: SM 2540C							
Total Dissolved Solids	395	mg/L	5.0	5.0	1		05/09/16 12:26		
4500H+ pH, Electrometric		Analytical Method: SM 4500-H+B							
pH at 25 Degrees C	7.4	Std. Units	0.10	0.10	1		05/09/16 13:00		H6
300.0 IC Anions 28 Days		Analytical Method: EPA 300.0							
Chloride	19.4	mg/L	2.0	1.0	2		05/20/16 10:27	16887-00-6	
Fluoride	0.81	mg/L	0.20	0.073	1		05/17/16 21:42	16984-48-8	
Sulfate	40.6	mg/L	5.0	1.2	5		05/20/16 11:11	14808-79-8	

REPORT OF LABORATORY ANALYSIS

This report shall not be reproduced, except in full,
without the written consent of Pace Analytical Services, Inc..

ANALYTICAL RESULTS

Project: AMEREN RUSH ISLAND ENERGY CTR

Pace Project No.: 60218420

Sample: R-MW-5 **Lab ID: 60218420005** Collected: 05/03/16 09:10 Received: 05/05/16 03:25 Matrix: Water

Parameters	Results	Units	PQL	MDL	DF	Prepared	Analyzed	CAS No.	Qual
200.7 Metals, Total		Analytical Method: EPA 200.7 Preparation Method: EPA 200.7							
Barium	395	ug/L	10.0	0.58	1	05/06/16 11:30	05/06/16 16:48	7440-39-3	
Beryllium	<0.26	ug/L	1.0	0.26	1	05/06/16 11:30	05/06/16 16:48	7440-41-7	
Boron	106	ug/L	100	50.0	1	05/06/16 11:30	05/06/16 16:48	7440-42-8	
Calcium	126000	ug/L	100	8.1	1	05/06/16 11:30	05/06/16 16:48	7440-70-2	
Cobalt	<0.72	ug/L	5.0	0.72	1	05/06/16 11:30	05/06/16 16:48	7440-48-4	
Lead	<2.5	ug/L	5.0	2.5	1	05/06/16 11:30	05/06/16 16:48	7439-92-1	
Lithium	<4.9	ug/L	10.0	4.9	1	05/06/16 11:30	05/06/16 16:48	7439-93-2	
Molybdenum	0.74J	ug/L	20.0	0.52	1	05/06/16 11:30	05/06/16 16:48	7439-98-7	
200.8 MET ICPMS		Analytical Method: EPA 200.8 Preparation Method: EPA 200.8							
Antimony	<0.058	ug/L	1.0	0.058	1	05/06/16 11:30	05/21/16 15:49	7440-36-0	
Arsenic	3.6	ug/L	1.0	0.10	1	05/06/16 11:30	05/21/16 15:49	7440-38-2	
Cadmium	<0.029	ug/L	0.50	0.029	1	05/06/16 11:30	05/21/16 15:49	7440-43-9	
Chromium	0.38J	ug/L	1.0	0.34	1	05/06/16 11:30	05/21/16 15:49	7440-47-3	
Selenium	<0.18	ug/L	1.0	0.18	1	05/06/16 11:30	05/21/16 15:49	7782-49-2	
Thallium	<0.50	ug/L	1.0	0.50	1	05/06/16 11:30	05/21/16 15:49	7440-28-0	
7470 Mercury		Analytical Method: EPA 7470 Preparation Method: EPA 7470							
Mercury	<0.039	ug/L	0.20	0.039	1	05/11/16 10:55	05/11/16 14:57	7439-97-6	
2540C Total Dissolved Solids		Analytical Method: SM 2540C							
Total Dissolved Solids	397	mg/L	5.0	5.0	1		05/09/16 12:26		
4500H+ pH, Electrometric		Analytical Method: SM 4500-H+B							
pH at 25 Degrees C	7.3	Std. Units	0.10	0.10	1		05/09/16 13:00		H6
300.0 IC Anions 28 Days		Analytical Method: EPA 300.0							
Chloride	4.0	mg/L	1.0	0.50	1		05/17/16 21:58	16887-00-6	
Fluoride	0.19J	mg/L	0.20	0.073	1		05/17/16 21:58	16984-48-8	
Sulfate	5.3	mg/L	1.0	0.25	1		05/17/16 21:58	14808-79-8	

REPORT OF LABORATORY ANALYSIS

This report shall not be reproduced, except in full,
without the written consent of Pace Analytical Services, Inc..

ANALYTICAL RESULTS

Project: AMEREN RUSH ISLAND ENERGY CTR

Pace Project No.: 60218420

Sample: R-MW-6 **Lab ID: 60218420006** Collected: 05/02/16 16:15 Received: 05/05/16 03:25 Matrix: Water

Parameters	Results	Units	PQL	MDL	DF	Prepared	Analyzed	CAS No.	Qual
200.7 Metals, Total		Analytical Method: EPA 200.7 Preparation Method: EPA 200.7							
Barium	105	ug/L	10.0	0.58	1	05/06/16 11:30	05/06/16 16:50	7440-39-3	
Beryllium	<0.26	ug/L	1.0	0.26	1	05/06/16 11:30	05/06/16 16:50	7440-41-7	
Boron	602	ug/L	100	50.0	1	05/06/16 11:30	05/06/16 16:50	7440-42-8	
Calcium	87600	ug/L	100	8.1	1	05/06/16 11:30	05/06/16 16:50	7440-70-2	
Cobalt	<0.72	ug/L	5.0	0.72	1	05/06/16 11:30	05/06/16 16:50	7440-48-4	
Lead	<2.5	ug/L	5.0	2.5	1	05/06/16 11:30	05/06/16 16:50	7439-92-1	
Lithium	<4.9	ug/L	10.0	4.9	1	05/06/16 11:30	05/06/16 16:50	7439-93-2	
Molybdenum	1.9J	ug/L	20.0	0.52	1	05/06/16 11:30	05/06/16 16:50	7439-98-7	
200.8 MET ICPMS		Analytical Method: EPA 200.8 Preparation Method: EPA 200.8							
Antimony	0.071J	ug/L	1.0	0.058	1	05/06/16 11:30	05/21/16 15:54	7440-36-0	
Arsenic	0.14J	ug/L	1.0	0.10	1	05/06/16 11:30	05/21/16 15:54	7440-38-2	
Cadmium	<0.029	ug/L	0.50	0.029	1	05/06/16 11:30	05/21/16 15:54	7440-43-9	
Chromium	0.73J	ug/L	1.0	0.34	1	05/06/16 11:30	05/21/16 15:54	7440-47-3	
Selenium	0.38J	ug/L	1.0	0.18	1	05/06/16 11:30	05/21/16 15:54	7782-49-2	
Thallium	<0.50	ug/L	1.0	0.50	1	05/06/16 11:30	05/21/16 15:54	7440-28-0	
7470 Mercury		Analytical Method: EPA 7470 Preparation Method: EPA 7470							
Mercury	<0.039	ug/L	0.20	0.039	1	05/11/16 10:55	05/11/16 14:59	7439-97-6	
2540C Total Dissolved Solids		Analytical Method: SM 2540C							
Total Dissolved Solids	317	mg/L	5.0	5.0	1		05/09/16 12:21		
4500H+ pH, Electrometric		Analytical Method: SM 4500-H+B							
pH at 25 Degrees C	7.7	Std. Units	0.10	0.10	1		05/09/16 13:00		H6
300.0 IC Anions 28 Days		Analytical Method: EPA 300.0							
Chloride	4.4	mg/L	1.0	0.50	1		05/17/16 22:13	16887-00-6	
Fluoride	0.22	mg/L	0.20	0.073	1		05/17/16 22:13	16984-48-8	
Sulfate	36.8	mg/L	5.0	1.2	5		05/20/16 11:25	14808-79-8	

REPORT OF LABORATORY ANALYSIS

This report shall not be reproduced, except in full,
without the written consent of Pace Analytical Services, Inc..

ANALYTICAL RESULTS

Project: AMEREN RUSH ISLAND ENERGY CTR

Pace Project No.: 60218420

Sample: R-MW-7 **Lab ID: 60218420007** Collected: 05/03/16 09:50 Received: 05/05/16 03:25 Matrix: Water

Parameters	Results	Units	PQL	MDL	DF	Prepared	Analyzed	CAS No.	Qual
200.7 Metals, Total		Analytical Method: EPA 200.7 Preparation Method: EPA 200.7							
Barium	286	ug/L	10.0	0.58	1	05/06/16 11:30	05/06/16 16:57	7440-39-3	
Beryllium	<0.26	ug/L	1.0	0.26	1	05/06/16 11:30	05/06/16 16:57	7440-41-7	
Boron	2280	ug/L	100	50.0	1	05/06/16 11:30	05/06/16 16:57	7440-42-8	
Calcium	72400	ug/L	100	8.1	1	05/06/16 11:30	05/06/16 16:57	7440-70-2	
Cobalt	<0.72	ug/L	5.0	0.72	1	05/06/16 11:30	05/06/16 16:57	7440-48-4	
Lead	<2.5	ug/L	5.0	2.5	1	05/06/16 11:30	05/06/16 16:57	7439-92-1	
Lithium	31.6	ug/L	10.0	4.9	1	05/06/16 11:30	05/06/16 16:57	7439-93-2	
Molybdenum	171	ug/L	20.0	0.52	1	05/06/16 11:30	05/06/16 16:57	7439-98-7	
200.8 MET ICPMS		Analytical Method: EPA 200.8 Preparation Method: EPA 200.8							
Antimony	<0.058	ug/L	1.0	0.058	1	05/06/16 11:30	05/21/16 16:07	7440-36-0	
Arsenic	76.3	ug/L	1.0	0.10	1	05/06/16 11:30	05/21/16 16:07	7440-38-2	
Cadmium	<0.029	ug/L	0.50	0.029	1	05/06/16 11:30	05/21/16 16:07	7440-43-9	
Chromium	0.41J	ug/L	1.0	0.34	1	05/06/16 11:30	05/21/16 16:07	7440-47-3	
Selenium	<0.18	ug/L	1.0	0.18	1	05/06/16 11:30	05/21/16 16:07	7782-49-2	
Thallium	<0.50	ug/L	1.0	0.50	1	05/06/16 11:30	05/21/16 16:07	7440-28-0	
7470 Mercury		Analytical Method: EPA 7470 Preparation Method: EPA 7470							
Mercury	<0.039	ug/L	0.20	0.039	1	05/11/16 10:55	05/11/16 15:01	7439-97-6	
2540C Total Dissolved Solids		Analytical Method: SM 2540C							
Total Dissolved Solids	361	mg/L	5.0	5.0	1		05/09/16 12:27		
4500H+ pH, Electrometric		Analytical Method: SM 4500-H+B							
pH at 25 Degrees C	7.2	Std. Units	0.10	0.10	1		05/09/16 13:00		H6
300.0 IC Anions 28 Days		Analytical Method: EPA 300.0							
Chloride	12.3	mg/L	1.0	0.50	1		05/17/16 22:29	16887-00-6	
Fluoride	0.36	mg/L	0.20	0.073	1		05/17/16 22:29	16984-48-8	
Sulfate	43.1	mg/L	5.0	1.2	5		05/20/16 11:40	14808-79-8	

REPORT OF LABORATORY ANALYSIS

This report shall not be reproduced, except in full,
without the written consent of Pace Analytical Services, Inc..

ANALYTICAL RESULTS

Project: AMEREN RUSH ISLAND ENERGY CTR

Pace Project No.: 60218420

Sample: R-MW-B1 **Lab ID: 60218420008** Collected: 05/02/16 13:41 Received: 05/05/16 03:25 Matrix: Water

Parameters	Results	Units	PQL	MDL	DF	Prepared	Analyzed	CAS No.	Qual
200.7 Metals, Total		Analytical Method: EPA 200.7 Preparation Method: EPA 200.7							
Barium	488	ug/L	10.0	0.58	1	05/06/16 11:30	05/06/16 16:59	7440-39-3	
Beryllium	<0.26	ug/L	1.0	0.26	1	05/06/16 11:30	05/06/16 16:59	7440-41-7	
Boron	121	ug/L	100	50.0	1	05/06/16 11:30	05/06/16 16:59	7440-42-8	
Calcium	158000	ug/L	100	8.1	1	05/06/16 11:30	05/06/16 16:59	7440-70-2	
Cobalt	<0.72	ug/L	5.0	0.72	1	05/06/16 11:30	05/06/16 16:59	7440-48-4	
Lead	<2.5	ug/L	5.0	2.5	1	05/06/16 11:30	05/06/16 16:59	7439-92-1	
Lithium	62.9	ug/L	10.0	4.9	1	05/06/16 11:30	05/06/16 16:59	7439-93-2	
Molybdenum	0.54J	ug/L	20.0	0.52	1	05/06/16 11:30	05/06/16 16:59	7439-98-7	
200.8 MET ICPMS		Analytical Method: EPA 200.8 Preparation Method: EPA 200.8							
Antimony	<0.058	ug/L	1.0	0.058	1	05/06/16 11:30	05/21/16 16:15	7440-36-0	
Arsenic	19.4	ug/L	1.0	0.10	1	05/06/16 11:30	05/21/16 16:15	7440-38-2	
Cadmium	<0.029	ug/L	0.50	0.029	1	05/06/16 11:30	05/21/16 16:15	7440-43-9	
Chromium	<0.34	ug/L	1.0	0.34	1	05/06/16 11:30	05/21/16 16:15	7440-47-3	
Selenium	<0.18	ug/L	1.0	0.18	1	05/06/16 11:30	05/21/16 16:15	7782-49-2	
Thallium	<0.50	ug/L	1.0	0.50	1	05/06/16 11:30	05/21/16 16:15	7440-28-0	
7470 Mercury		Analytical Method: EPA 7470 Preparation Method: EPA 7470							
Mercury	<0.039	ug/L	0.20	0.039	1	05/11/16 10:55	05/11/16 15:04	7439-97-6	
2540C Total Dissolved Solids		Analytical Method: SM 2540C							
Total Dissolved Solids	757	mg/L	5.0	5.0	1		05/09/16 12:22		
4500H+ pH, Electrometric		Analytical Method: SM 4500-H+B							
pH at 25 Degrees C	7.0	Std. Units	0.10	0.10	1		05/09/16 10:45		H6
300.0 IC Anions 28 Days		Analytical Method: EPA 300.0							
Chloride	58.7	mg/L	5.0	2.5	5		05/20/16 11:55	16887-00-6	
Fluoride	0.20	mg/L	0.20	0.073	1		05/17/16 22:44	16984-48-8	
Sulfate	46.9	mg/L	5.0	1.2	5		05/20/16 11:55	14808-79-8	

REPORT OF LABORATORY ANALYSIS

This report shall not be reproduced, except in full,
without the written consent of Pace Analytical Services, Inc..

ANALYTICAL RESULTS

Project: AMEREN RUSH ISLAND ENERGY CTR

Pace Project No.: 60218420

Sample: R-MW-B2 **Lab ID: 60218420009** Collected: 05/02/16 12:19 Received: 05/05/16 03:25 Matrix: Water

Parameters	Results	Units	PQL	MDL	DF	Prepared	Analyzed	CAS No.	Qual
200.7 Metals, Total		Analytical Method: EPA 200.7 Preparation Method: EPA 200.7							
Barium	398	ug/L	10.0	0.58	1	05/06/16 11:30	05/06/16 17:02	7440-39-3	
Beryllium	<0.26	ug/L	1.0	0.26	1	05/06/16 11:30	05/06/16 17:02	7440-41-7	
Boron	<50.0	ug/L	100	50.0	1	05/06/16 11:30	05/06/16 17:02	7440-42-8	
Calcium	108000	ug/L	100	8.1	1	05/06/16 11:30	05/06/16 17:02	7440-70-2	
Cobalt	<0.72	ug/L	5.0	0.72	1	05/06/16 11:30	05/06/16 17:02	7440-48-4	
Lead	2.9J	ug/L	5.0	2.5	1	05/06/16 11:30	05/06/16 17:02	7439-92-1	B
Lithium	10.8	ug/L	10.0	4.9	1	05/06/16 11:30	05/06/16 17:02	7439-93-2	
Molybdenum	1.0J	ug/L	20.0	0.52	1	05/06/16 11:30	05/06/16 17:02	7439-98-7	
200.8 MET ICPMS		Analytical Method: EPA 200.8 Preparation Method: EPA 200.8							
Antimony	<0.058	ug/L	1.0	0.058	1	05/06/16 11:30	05/21/16 16:20	7440-36-0	
Arsenic	2.6	ug/L	1.0	0.10	1	05/06/16 11:30	05/21/16 16:20	7440-38-2	
Cadmium	<0.029	ug/L	0.50	0.029	1	05/06/16 11:30	05/21/16 16:20	7440-43-9	
Chromium	0.42J	ug/L	1.0	0.34	1	05/06/16 11:30	05/21/16 16:20	7440-47-3	
Selenium	<0.18	ug/L	1.0	0.18	1	05/06/16 11:30	05/21/16 16:20	7782-49-2	
Thallium	<0.50	ug/L	1.0	0.50	1	05/06/16 11:30	05/21/16 16:20	7440-28-0	
7470 Mercury		Analytical Method: EPA 7470 Preparation Method: EPA 7470							
Mercury	<0.039	ug/L	0.20	0.039	1	05/11/16 10:55	05/11/16 15:06	7439-97-6	
2540C Total Dissolved Solids		Analytical Method: SM 2540C							
Total Dissolved Solids	399	mg/L	5.0	5.0	1		05/09/16 12:24		
4500H+ pH, Electrometric		Analytical Method: SM 4500-H+B							
pH at 25 Degrees C	7.3	Std. Units	0.10	0.10	1		05/09/16 10:45		H6
300.0 IC Anions 28 Days		Analytical Method: EPA 300.0							
Chloride	30.1	mg/L	2.0	1.0	2		05/20/16 12:10	16887-00-6	
Fluoride	0.21	mg/L	0.20	0.073	1		05/17/16 23:00	16984-48-8	
Sulfate	6.5	mg/L	1.0	0.25	1		05/17/16 23:00	14808-79-8	

REPORT OF LABORATORY ANALYSIS

This report shall not be reproduced, except in full,
without the written consent of Pace Analytical Services, Inc..

ANALYTICAL RESULTS

Project: AMEREN RUSH ISLAND ENERGY CTR

Pace Project No.: 60218420

Sample: R-DUP-1 **Lab ID: 60218420010** Collected: 05/02/16 08:00 Received: 05/05/16 03:25 Matrix: Water

Parameters	Results	Units	PQL	MDL	DF	Prepared	Analyzed	CAS No.	Qual
200.7 Metals, Total		Analytical Method: EPA 200.7 Preparation Method: EPA 200.7							
Barium	21.2	ug/L	10.0	0.58	1	05/06/16 11:30	05/06/16 17:06	7440-39-3	
Beryllium	<0.26	ug/L	1.0	0.26	1	05/06/16 11:30	05/06/16 17:06	7440-41-7	
Boron	2120	ug/L	100	50.0	1	05/06/16 11:30	05/06/16 17:06	7440-42-8	
Calcium	56200	ug/L	100	8.1	1	05/06/16 11:30	05/06/16 17:06	7440-70-2	
Cobalt	<0.72	ug/L	5.0	0.72	1	05/06/16 11:30	05/06/16 17:06	7440-48-4	
Lead	<2.5	ug/L	5.0	2.5	1	05/06/16 11:30	05/06/16 17:06	7439-92-1	
Lithium	<4.9	ug/L	10.0	4.9	1	05/06/16 11:30	05/06/16 17:06	7439-93-2	
Molybdenum	70.1	ug/L	20.0	0.52	1	05/06/16 11:30	05/06/16 17:06	7439-98-7	
200.8 MET ICPMS		Analytical Method: EPA 200.8 Preparation Method: EPA 200.8							
Antimony	0.74J	ug/L	1.0	0.058	1	05/06/16 11:30	05/21/16 16:24	7440-36-0	
Arsenic	9.6	ug/L	1.0	0.10	1	05/06/16 11:30	05/21/16 16:24	7440-38-2	
Cadmium	<0.029	ug/L	0.50	0.029	1	05/06/16 11:30	05/21/16 16:24	7440-43-9	
Chromium	<0.34	ug/L	1.0	0.34	1	05/06/16 11:30	05/21/16 16:24	7440-47-3	
Selenium	10.1	ug/L	1.0	0.18	1	05/06/16 11:30	05/21/16 16:24	7782-49-2	
Thallium	<0.50	ug/L	1.0	0.50	1	05/06/16 11:30	05/21/16 16:24	7440-28-0	
7470 Mercury		Analytical Method: EPA 7470 Preparation Method: EPA 7470							
Mercury	<0.039	ug/L	0.20	0.039	1	05/11/16 10:55	05/11/16 15:08	7439-97-6	
2540C Total Dissolved Solids		Analytical Method: SM 2540C							
Total Dissolved Solids	422	mg/L	5.0	5.0	1		05/09/16 12:24		
4500H+ pH, Electrometric		Analytical Method: SM 4500-H+B							
pH at 25 Degrees C	9.9	Std. Units	0.10	0.10	1		05/09/16 10:45		H6
300.0 IC Anions 28 Days		Analytical Method: EPA 300.0							
Chloride	22.0	mg/L	2.0	1.0	2		05/20/16 12:24	16887-00-6	
Fluoride	0.26	mg/L	0.20	0.073	1		05/17/16 23:46	16984-48-8	
Sulfate	248	mg/L	20.0	5.0	20		05/20/16 12:39	14808-79-8	

REPORT OF LABORATORY ANALYSIS

This report shall not be reproduced, except in full,
without the written consent of Pace Analytical Services, Inc..

ANALYTICAL RESULTS

Project: AMEREN RUSH ISLAND ENERGY CTR

Pace Project No.: 60218420

Sample: R-FB-1 Lab ID: 60218420011 Collected: 05/02/16 15:20 Received: 05/05/16 03:25 Matrix: Water

Parameters	Results	Units	PQL	MDL	DF	Prepared	Analyzed	CAS No.	Qual
200.7 Metals, Total		Analytical Method: EPA 200.7 Preparation Method: EPA 200.7							
Barium	<0.58	ug/L	10.0	0.58	1	05/06/16 11:30	05/06/16 17:08	7440-39-3	
Beryllium	<0.26	ug/L	1.0	0.26	1	05/06/16 11:30	05/06/16 17:08	7440-41-7	
Boron	<50.0	ug/L	100	50.0	1	05/06/16 11:30	05/06/16 17:08	7440-42-8	
Calcium	15.8J	ug/L	100	8.1	1	05/06/16 11:30	05/06/16 17:08	7440-70-2	B
Cobalt	<0.72	ug/L	5.0	0.72	1	05/06/16 11:30	05/06/16 17:08	7440-48-4	
Lead	<2.5	ug/L	5.0	2.5	1	05/06/16 11:30	05/06/16 17:08	7439-92-1	
Lithium	<4.9	ug/L	10.0	4.9	1	05/06/16 11:30	05/06/16 17:08	7439-93-2	
Molybdenum	<0.52	ug/L	20.0	0.52	1	05/06/16 11:30	05/06/16 17:08	7439-98-7	
200.8 MET ICPMS		Analytical Method: EPA 200.8 Preparation Method: EPA 200.8							
Antimony	<0.058	ug/L	1.0	0.058	1	05/06/16 11:30	05/21/16 16:28	7440-36-0	
Arsenic	<0.10	ug/L	1.0	0.10	1	05/06/16 11:30	05/21/16 16:28	7440-38-2	
Cadmium	<0.029	ug/L	0.50	0.029	1	05/06/16 11:30	05/21/16 16:28	7440-43-9	
Chromium	0.43J	ug/L	1.0	0.34	1	05/06/16 11:30	05/21/16 16:28	7440-47-3	
Selenium	<0.18	ug/L	1.0	0.18	1	05/06/16 11:30	05/21/16 16:28	7782-49-2	
Thallium	<0.50	ug/L	1.0	0.50	1	05/06/16 11:30	05/21/16 16:28	7440-28-0	
7470 Mercury		Analytical Method: EPA 7470 Preparation Method: EPA 7470							
Mercury	<0.039	ug/L	0.20	0.039	1	05/11/16 10:55	05/11/16 15:10	7439-97-6	
2540C Total Dissolved Solids		Analytical Method: SM 2540C							
Total Dissolved Solids	109	mg/L	5.0	5.0	1		05/09/16 12:25		
4500H+ pH, Electrometric		Analytical Method: SM 4500-H+B							
pH at 25 Degrees C	6.3	Std. Units	0.10	0.10	1		05/09/16 13:00		H6
300.0 IC Anions 28 Days		Analytical Method: EPA 300.0							
Chloride	<0.50	mg/L	1.0	0.50	1		05/18/16 00:01	16887-00-6	
Fluoride	<0.073	mg/L	0.20	0.073	1		05/18/16 00:01	16984-48-8	
Sulfate	<0.25	mg/L	1.0	0.25	1		05/18/16 00:01	14808-79-8	

REPORT OF LABORATORY ANALYSIS

This report shall not be reproduced, except in full,
without the written consent of Pace Analytical Services, Inc..

QUALITY CONTROL DATA

Project: AMEREN RUSH ISLAND ENERGY CTR

Pace Project No.: 60218420

QC Batch: MERP/10592

Analysis Method: EPA 7470

QC Batch Method: EPA 7470

Analysis Description: 7470 Mercury

Associated Lab Samples: 60218420001, 60218420002, 60218420003, 60218420004, 60218420005, 60218420006, 60218420007, 60218420008, 60218420009, 60218420010, 60218420011

METHOD BLANK: 1756185

Matrix: Water

Associated Lab Samples: 60218420001, 60218420002, 60218420003, 60218420004, 60218420005, 60218420006, 60218420007, 60218420008, 60218420009, 60218420010, 60218420011

Parameter	Units	Blank Result	Reporting Limit	MDL	Analyzed	Qualifiers
Mercury	ug/L	<0.039	0.20	0.039	05/11/16 14:35	

LABORATORY CONTROL SAMPLE: 1756186

Parameter	Units	Spike Conc.	LCS Result	LCS % Rec	% Rec Limits	Qualifiers
Mercury	ug/L	5	4.9	98	80-120	

MATRIX SPIKE & MATRIX SPIKE DUPLICATE: 1756187 1756188

Parameter	Units	60218420003 Result	MS Spike Conc.	MSD Spike Conc.	MS Result	MSD Result	MS % Rec	MSD % Rec	% Rec Limits	RPD	Max RPD	Qual
Mercury	ug/L	<0.039	5	5	3.4	3.2	67	65	75-125	3	20	M1

Results presented on this page are in the units indicated by the "Units" column except where an alternate unit is presented to the right of the result.

REPORT OF LABORATORY ANALYSIS

This report shall not be reproduced, except in full,
without the written consent of Pace Analytical Services, Inc..

QUALITY CONTROL DATA

Project: AMEREN RUSH ISLAND ENERGY CTR

Pace Project No.: 60218420

QC Batch: MPRP/35800 Analysis Method: EPA 200.7
 QC Batch Method: EPA 200.7 Analysis Description: 200.7 Metals, Total
 Associated Lab Samples: 60218420001, 60218420002, 60218420003, 60218420004, 60218420005, 60218420006, 60218420007, 60218420008, 60218420009, 60218420010, 60218420011

METHOD BLANK: 1753045 Matrix: Water
 Associated Lab Samples: 60218420001, 60218420002, 60218420003, 60218420004, 60218420005, 60218420006, 60218420007, 60218420008, 60218420009, 60218420010, 60218420011

Parameter	Units	Blank Result	Reporting Limit	MDL	Analyzed	Qualifiers
Barium	ug/L	<0.58	10.0	0.58	05/06/16 16:30	
Beryllium	ug/L	<0.26	1.0	0.26	05/06/16 16:30	
Boron	ug/L	<50.0	100	50.0	05/06/16 16:30	
Calcium	ug/L	9.0J	100	8.1	05/06/16 16:30	
Cobalt	ug/L	<0.72	5.0	0.72	05/06/16 16:30	
Lead	ug/L	2.5J	5.0	2.5	05/06/16 16:30	
Lithium	ug/L	<4.9	10.0	4.9	05/06/16 16:30	
Molybdenum	ug/L	<0.52	20.0	0.52	05/06/16 16:30	

LABORATORY CONTROL SAMPLE: 1753046

Parameter	Units	Spike Conc.	LCS Result	LCS % Rec	% Rec Limits	Qualifiers
Barium	ug/L	1000	1010	101	85-115	
Beryllium	ug/L	1000	1020	102	85-115	
Boron	ug/L	1000	983	98	85-115	
Calcium	ug/L	10000	10000	100	85-115	
Cobalt	ug/L	1000	1030	103	85-115	
Lead	ug/L	1000	1030	103	85-115	
Lithium	ug/L	1000	985	98	85-115	
Molybdenum	ug/L	1000	1080	108	85-115	

MATRIX SPIKE & MATRIX SPIKE DUPLICATE: 1753047 1753048

Parameter	Units	MS		MSD		MS % Rec	MSD % Rec	% Rec Limits	RPD	Max RPD	Qual
		60218420003 Result	Spike Conc.	Spike Conc.	MS Result						
Barium	ug/L	18.3	1000	1000	1010	1010	99	99	70-130	0	20
Beryllium	ug/L	<0.26	1000	1000	1010	1010	101	101	70-130	0	20
Boron	ug/L	14900	1000	1000	15700	16100	79	120	70-130	3	20
Calcium	ug/L	6110	10000	10000	15900	16200	98	100	70-130	2	20
Cobalt	ug/L	<0.72	1000	1000	992	988	99	99	70-130	0	20
Lead	ug/L	6.2	1000	1000	980	973	97	97	70-130	1	20
Lithium	ug/L	<4.9	1000	1000	1010	1010	101	101	70-130	0	20
Molybdenum	ug/L	826	1000	1000	1860	1870	103	105	70-130	1	20

Results presented on this page are in the units indicated by the "Units" column except where an alternate unit is presented to the right of the result.

REPORT OF LABORATORY ANALYSIS

This report shall not be reproduced, except in full, without the written consent of Pace Analytical Services, Inc..

QUALITY CONTROL DATA

Project: AMEREN RUSH ISLAND ENERGY CTR

Pace Project No.: 60218420

MATRIX SPIKE SAMPLE: 1753049		60218420009	Spike	MS	MS	% Rec	
Parameter	Units	Result	Conc.	Result	% Rec	Limits	Qualifiers
Barium	ug/L	398	1000	1420	102	70-130	
Beryllium	ug/L	<0.26	1000	1030	103	70-130	
Boron	ug/L	<50.0	1000	1050	101	70-130	
Calcium	ug/L	108000	10000	118000	100	70-130	
Cobalt	ug/L	<0.72	1000	999	100	70-130	
Lead	ug/L	2.9J	1000	1000	100	70-130	
Lithium	ug/L	10.8	1000	1020	101	70-130	
Molybdenum	ug/L	1.0J	1000	1070	106	70-130	

Results presented on this page are in the units indicated by the "Units" column except where an alternate unit is presented to the right of the result.

REPORT OF LABORATORY ANALYSIS

This report shall not be reproduced, except in full,
without the written consent of Pace Analytical Services, Inc..

QUALITY CONTROL DATA

Project: AMEREN RUSH ISLAND ENERGY CTR

Pace Project No.: 60218420

QC Batch:	MPRP/35799	Analysis Method:	EPA 200.8
QC Batch Method:	EPA 200.8	Analysis Description:	200.8 MET
Associated Lab Samples:	60218420001, 60218420002, 60218420003, 60218420004, 60218420005, 60218420006, 60218420007, 60218420008, 60218420009, 60218420010, 60218420011		

METHOD BLANK:	1753040	Matrix:	Water
Associated Lab Samples:	60218420001, 60218420002, 60218420003, 60218420004, 60218420005, 60218420006, 60218420007, 60218420008, 60218420009, 60218420010, 60218420011		

Parameter	Units	Blank Result	Reporting Limit	MDL	Analyzed	Qualifiers
Antimony	ug/L	<0.058	1.0	0.058	05/21/16 15:15	
Arsenic	ug/L	<0.10	1.0	0.10	05/21/16 15:15	
Cadmium	ug/L	<0.029	0.50	0.029	05/21/16 15:15	
Chromium	ug/L	<0.34	1.0	0.34	05/21/16 15:15	
Selenium	ug/L	<0.18	1.0	0.18	05/21/16 15:15	
Thallium	ug/L	<0.50	1.0	0.50	05/21/16 15:15	

LABORATORY CONTROL SAMPLE: 1753041

Parameter	Units	Spike Conc.	LCS Result	LCS % Rec	% Rec Limits	Qualifiers
Antimony	ug/L	40	39.0	97	85-115	
Arsenic	ug/L	40	39.7	99	85-115	
Cadmium	ug/L	40	41.0	103	85-115	
Chromium	ug/L	40	40.6	102	85-115	
Selenium	ug/L	40	39.6	99	85-115	
Thallium	ug/L	40	40.3	101	85-115	

MATRIX SPIKE & MATRIX SPIKE DUPLICATE: 1753042 1753043

Parameter	Units	60218420003		MSD		MS		MSD		% Rec Limits	RPD	Max RPD	Qual
		Result	Spike Conc.	Spike Conc.	Result	Result	% Rec	% Rec					
Antimony	ug/L	0.098J	40	40	39.1	38.9	98	97	70-130	1	20		
Arsenic	ug/L	36.2	40	40	73.8	73.5	94	93	70-130	0	20		
Cadmium	ug/L	<0.029	40	40	36.1	36.0	90	90	70-130	0	20		
Chromium	ug/L	1.4	40	40	41.4	41.4	100	100	70-130	0	20		
Selenium	ug/L	0.60J	40	40	27.4	27.4	67	67	70-130	0	20	M1	
Thallium	ug/L	<0.50	40	40	38.5	38.3	96	96	70-130	1	20		

MATRIX SPIKE SAMPLE: 1753044

Parameter	Units	60218420007 Result	Spike Conc.	MS Result	MS % Rec	% Rec Limits	Qualifiers
Antimony	ug/L	<0.058	40	38.8	97	70-130	
Arsenic	ug/L	76.3	40	117	101	70-130	
Cadmium	ug/L	<0.029	40	39.2	98	70-130	
Chromium	ug/L	0.41J	40	40.6	100	70-130	

Results presented on this page are in the units indicated by the "Units" column except where an alternate unit is presented to the right of the result.

REPORT OF LABORATORY ANALYSIS

This report shall not be reproduced, except in full,
without the written consent of Pace Analytical Services, Inc..

QUALITY CONTROL DATA

Project: AMEREN RUSH ISLAND ENERGY CTR

Pace Project No.: 60218420

MATRIX SPIKE SAMPLE:		1753044					
Parameter	Units	60218420007 Result	Spike Conc.	MS Result	MS % Rec	% Rec Limits	Qualifiers
Selenium	ug/L	<0.18	40	38.0	95	70-130	
Thallium	ug/L	<0.50	40	39.9	100	70-130	

Results presented on this page are in the units indicated by the "Units" column except where an alternate unit is presented to the right of the result.

REPORT OF LABORATORY ANALYSIS

This report shall not be reproduced, except in full,
without the written consent of Pace Analytical Services, Inc..

QUALITY CONTROL DATA

Project: AMEREN RUSH ISLAND ENERGY CTR

Pace Project No.: 60218420

QC Batch: WET/61661 Analysis Method: SM 2540C
 QC Batch Method: SM 2540C Analysis Description: 2540C Total Dissolved Solids
 Associated Lab Samples: 60218420001, 60218420002, 60218420003, 60218420004, 60218420005, 60218420006, 60218420007,
 60218420008, 60218420009, 60218420010, 60218420011

METHOD BLANK: 1754434 Matrix: Water
 Associated Lab Samples: 60218420001, 60218420002, 60218420003, 60218420004, 60218420005, 60218420006, 60218420007,
 60218420008, 60218420009, 60218420010, 60218420011

Parameter	Units	Blank Result	Reporting Limit	MDL	Analyzed	Qualifiers
Total Dissolved Solids	mg/L	<5.0	5.0	5.0	05/09/16 12:16	

LABORATORY CONTROL SAMPLE: 1754435

Parameter	Units	Spike Conc.	LCS Result	LCS % Rec	% Rec Limits	Qualifiers
Total Dissolved Solids	mg/L	1000	985	99	80-120	

SAMPLE DUPLICATE: 1754436

Parameter	Units	60218420003 Result	Dup Result	RPD	Max RPD	Qualifiers
Total Dissolved Solids	mg/L	806	693	15	10	D6

SAMPLE DUPLICATE: 1754442

Parameter	Units	60218406007 Result	Dup Result	RPD	Max RPD	Qualifiers
Total Dissolved Solids	mg/L	1010	1020	1	10	

Results presented on this page are in the units indicated by the "Units" column except where an alternate unit is presented to the right of the result.

REPORT OF LABORATORY ANALYSIS

This report shall not be reproduced, except in full,
without the written consent of Pace Analytical Services, Inc..

QUALITY CONTROL DATA

Project: AMEREN RUSH ISLAND ENERGY CTR

Pace Project No.: 60218420

QC Batch: WET/61664 Analysis Method: SM 4500-H+B

QC Batch Method: SM 4500-H+B Analysis Description: 4500H+B pH

Associated Lab Samples: 60218420001, 60218420002, 60218420003, 60218420008, 60218420009, 60218420010

SAMPLE DUPLICATE: 1754752

Parameter	Units	60218420003 Result	Dup Result	RPD	Max RPD	Qualifiers
pH at 25 Degrees C	Std. Units	9.6	9.6	0	5	H6

Results presented on this page are in the units indicated by the "Units" column except where an alternate unit is presented to the right of the result.

REPORT OF LABORATORY ANALYSIS

This report shall not be reproduced, except in full,
without the written consent of Pace Analytical Services, Inc..

QUALITY CONTROL DATA

Project: AMEREN RUSH ISLAND ENERGY CTR

Pace Project No.: 60218420

QC Batch: WET/61665 Analysis Method: SM 4500-H+B

QC Batch Method: SM 4500-H+B Analysis Description: 4500H+B pH

Associated Lab Samples: 60218420004, 60218420005, 60218420006, 60218420007, 60218420011

SAMPLE DUPLICATE: 1754753

Parameter	Units	60218420011 Result	Dup Result	RPD	Max RPD	Qualifiers
pH at 25 Degrees C	Std. Units	6.3	5.9	6	5	H6

Results presented on this page are in the units indicated by the "Units" column except where an alternate unit is presented to the right of the result.

REPORT OF LABORATORY ANALYSIS

This report shall not be reproduced, except in full,
without the written consent of Pace Analytical Services, Inc..

QUALITY CONTROL DATA

Project: AMEREN RUSH ISLAND ENERGY CTR

Pace Project No.: 60218420

QC Batch: WETA/39511 Analysis Method: EPA 300.0
 QC Batch Method: EPA 300.0 Analysis Description: 300.0 IC Anions
 Associated Lab Samples: 60218420001, 60218420002, 60218420003, 60218420004, 60218420005, 60218420006, 60218420007, 60218420008, 60218420009, 60218420010, 60218420011

METHOD BLANK: 1759866 Matrix: Water
 Associated Lab Samples: 60218420001, 60218420002, 60218420003, 60218420004, 60218420005, 60218420006, 60218420007, 60218420008, 60218420009, 60218420010, 60218420011

Parameter	Units	Blank Result	Reporting Limit	MDL	Analyzed	Qualifiers
Chloride	mg/L	<0.50	1.0	0.50	05/17/16 19:08	
Fluoride	mg/L	<0.073	0.20	0.073	05/17/16 19:08	
Sulfate	mg/L	<0.25	1.0	0.25	05/17/16 19:08	

LABORATORY CONTROL SAMPLE: 1759867

Parameter	Units	Spike Conc.	LCS Result	LCS % Rec	% Rec Limits	Qualifiers
Chloride	mg/L	5	5.0	100	90-110	
Fluoride	mg/L	2.5	2.5	100	90-110	
Sulfate	mg/L	5	5.1	103	90-110	

MATRIX SPIKE & MATRIX SPIKE DUPLICATE: 1759868 1759869

Parameter	Units	60218420001 Result	MS Spike Conc.	MSD Spike Conc.	MS Result	MSD Result	MS % Rec	MSD % Rec	% Rec Limits	Max RPD	Qual
Fluoride	mg/L	0.26	2.5	2.5	2.7	2.7	97	99	80-120	2 15	

MATRIX SPIKE SAMPLE: 1759870

Parameter	Units	60218420003 Result	Spike Conc.	MS Result	MS % Rec	% Rec Limits	Qualifiers
Fluoride	mg/L	0.80	2.5	3.2	96	80-120	

Results presented on this page are in the units indicated by the "Units" column except where an alternate unit is presented to the right of the result.

REPORT OF LABORATORY ANALYSIS

This report shall not be reproduced, except in full,
without the written consent of Pace Analytical Services, Inc..

QUALITY CONTROL DATA

Project: AMEREN RUSH ISLAND ENERGY CTR

Pace Project No.: 60218420

QC Batch: WETA/39543

Analysis Method: EPA 300.0

QC Batch Method: EPA 300.0

Analysis Description: 300.0 IC Anions

Associated Lab Samples: 60218420001, 60218420002, 60218420003

METHOD BLANK: 1760682

Matrix: Water

Associated Lab Samples: 60218420001, 60218420002, 60218420003

Parameter	Units	Blank Result	Reporting Limit	MDL	Analyzed	Qualifiers
Chloride	mg/L	<0.50	1.0	0.50	05/18/16 15:12	
Sulfate	mg/L	<0.25	1.0	0.25	05/18/16 15:12	

LABORATORY CONTROL SAMPLE: 1760683

Parameter	Units	Spike Conc.	LCS Result	LCS % Rec	% Rec Limits	Qualifiers
Chloride	mg/L	5	4.8	96	90-110	
Sulfate	mg/L	5	5.0	100	90-110	

MATRIX SPIKE & MATRIX SPIKE DUPLICATE: 1760684 1760685

Parameter	Units	60218420003		1760685		MS % Rec	MSD % Rec	% Rec Limits	RPD	Max RPD	Qual	
		MS Spike Conc.	MSD Spike Conc.	MS Result	MSD Result							
Chloride	mg/L	30.9	10	10	42.3	41.9	114	111	80-120	1	15	

Results presented on this page are in the units indicated by the "Units" column except where an alternate unit is presented to the right of the result.

REPORT OF LABORATORY ANALYSIS

This report shall not be reproduced, except in full,
without the written consent of Pace Analytical Services, Inc..

QUALITY CONTROL DATA

Project: AMEREN RUSH ISLAND ENERGY CTR

Pace Project No.: 60218420

QC Batch: WETA/39582 Analysis Method: EPA 300.0
 QC Batch Method: EPA 300.0 Analysis Description: 300.0 IC Anions
 Associated Lab Samples: 60218420003, 60218420004, 60218420006, 60218420007, 60218420008, 60218420009, 60218420010

METHOD BLANK: 1762331 Matrix: Water
 Associated Lab Samples: 60218420003, 60218420004, 60218420006, 60218420007, 60218420008, 60218420009, 60218420010

Parameter	Units	Blank Result	Reporting Limit	MDL	Analyzed	Qualifiers
Chloride	mg/L	<0.50	1.0	0.50	05/20/16 09:13	
Sulfate	mg/L	<0.25	1.0	0.25	05/20/16 09:13	

LABORATORY CONTROL SAMPLE: 1762332

Parameter	Units	Spike Conc.	LCS Result	LCS % Rec	% Rec Limits	Qualifiers
Chloride	mg/L	5	4.7	93	90-110	
Sulfate	mg/L	5	5.0	100	90-110	

MATRIX SPIKE & MATRIX SPIKE DUPLICATE: 1762333 1762334

Parameter	Units	60218420003		1762334		MS % Rec	MSD % Rec	% Rec Limits	RPD	Max RPD	Qual	
		Result	MS Spike Conc.	MSD Spike Conc.	MS Result							MSD Result
Chloride	mg/L	30.9			120	121				1	15	
Sulfate	mg/L	158	100	100	252	253	94	95	80-120	0	15	

Results presented on this page are in the units indicated by the "Units" column except where an alternate unit is presented to the right of the result.

REPORT OF LABORATORY ANALYSIS

This report shall not be reproduced, except in full,
without the written consent of Pace Analytical Services, Inc..

ANALYTICAL RESULTS - RADIOCHEMISTRY

Project: AMEREN RUSH ISLAND ENERGY CTR

Pace Project No.: 60218420

Sample: R-MW-1 **Lab ID: 60218420001** Collected: 05/02/16 09:40 Received: 05/05/16 03:25 Matrix: Water
PWS: Site ID: Sample Type:

Parameters	Method	Act ± Unc (MDC) Carr Trac	Units	Analyzed	CAS No.	Qual
Radium-226	EPA 903.1	-0.065 ± 0.444 (0.914) C:NA T:89%	pCi/L	05/18/16 13:08	13982-63-3	
Radium-228	EPA 904.0	0.208 ± 0.371 (0.811) C:78% T:80%	pCi/L	05/17/16 15:41	15262-20-1	

REPORT OF LABORATORY ANALYSIS

This report shall not be reproduced, except in full,
without the written consent of Pace Analytical Services, Inc..

ANALYTICAL RESULTS - RADIOCHEMISTRY

Project: AMEREN RUSH ISLAND ENERGY CTR

Pace Project No.: 60218420

Sample: R-MW-2 **Lab ID: 60218420002** Collected: 05/02/16 11:35 Received: 05/05/16 03:25 Matrix: Water
PWS: Site ID: Sample Type:

Parameters	Method	Act ± Unc (MDC) Carr Trac	Units	Analyzed	CAS No.	Qual
Radium-226	EPA 903.1	0.159 ± 0.442 (0.857) C:NA T:90%	pCi/L	05/18/16 12:30	13982-63-3	
Radium-228	EPA 904.0	0.301 ± 0.386 (0.822) C:71% T:87%	pCi/L	05/17/16 15:41	15262-20-1	

REPORT OF LABORATORY ANALYSIS

This report shall not be reproduced, except in full,
without the written consent of Pace Analytical Services, Inc..

ANALYTICAL RESULTS - RADIOCHEMISTRY

Project: AMEREN RUSH ISLAND ENERGY CTR

Pace Project No.: 60218420

Sample: R-MW-3 **Lab ID: 60218420003** Collected: 05/02/16 13:42 Received: 05/05/16 03:25 Matrix: Water
PWS: Site ID: Sample Type:

Parameters	Method	Act ± Unc (MDC) Carr Trac	Units	Analyzed	CAS No.	Qual
Radium-226	EPA 903.1	0.291 ± 0.524 (0.895) C:NA T:89%	pCi/L	05/18/16 12:43	13982-63-3	
Radium-228	EPA 904.0	0.345 ± 0.382 (0.799) C:67% T:87%	pCi/L	05/17/16 12:32	15262-20-1	

REPORT OF LABORATORY ANALYSIS

This report shall not be reproduced, except in full,
without the written consent of Pace Analytical Services, Inc..

ANALYTICAL RESULTS - RADIOCHEMISTRY

Project: AMEREN RUSH ISLAND ENERGY CTR

Pace Project No.: 60218420

Sample: R-MW-4 **Lab ID: 60218420004** Collected: 05/03/16 10:14 Received: 05/05/16 03:25 Matrix: Water
PWS: Site ID: Sample Type:

Parameters	Method	Act ± Unc (MDC) Carr Trac	Units	Analyzed	CAS No.	Qual
Radium-226	EPA 903.1	0.164 ± 0.374 (0.222) C:NA T:88%	pCi/L	05/18/16 12:53	13982-63-3	
Radium-228	EPA 904.0	0.540 ± 0.420 (0.833) C:76% T:81%	pCi/L	05/17/16 15:41	15262-20-1	

REPORT OF LABORATORY ANALYSIS

This report shall not be reproduced, except in full,
without the written consent of Pace Analytical Services, Inc..

ANALYTICAL RESULTS - RADIOCHEMISTRY

Project: AMEREN RUSH ISLAND ENERGY CTR

Pace Project No.: 60218420

Sample: R-MW-5 **Lab ID: 60218420005** Collected: 05/03/16 09:10 Received: 05/05/16 03:25 Matrix: Water
PWS: Site ID: Sample Type:

Parameters	Method	Act ± Unc (MDC) Carr Trac	Units	Analyzed	CAS No.	Qual
Radium-226	EPA 903.1	0.418 ± 0.548 (0.912) C:NA T:97%	pCi/L	05/18/16 12:58	13982-63-3	
Radium-228	EPA 904.0	-0.0196 ± 0.327 (0.767) C:73% T:89%	pCi/L	05/17/16 15:41	15262-20-1	

REPORT OF LABORATORY ANALYSIS

This report shall not be reproduced, except in full,
without the written consent of Pace Analytical Services, Inc..

ANALYTICAL RESULTS - RADIOCHEMISTRY

Project: AMEREN RUSH ISLAND ENERGY CTR

Pace Project No.: 60218420

Sample: R-MW-6 **Lab ID: 60218420006** Collected: 05/02/16 16:15 Received: 05/05/16 03:25 Matrix: Water
PWS: Site ID: Sample Type:

Parameters	Method	Act ± Unc (MDC) Carr Trac	Units	Analyzed	CAS No.	Qual
Radium-226	EPA 903.1	-0.151 ± 0.345 (0.812) C:NA T:91%	pCi/L	05/18/16 13:10	13982-63-3	
Radium-228	EPA 904.0	-0.0596 ± 0.335 (0.790) C:76% T:89%	pCi/L	05/17/16 15:41	15262-20-1	

REPORT OF LABORATORY ANALYSIS

This report shall not be reproduced, except in full,
without the written consent of Pace Analytical Services, Inc..

ANALYTICAL RESULTS - RADIOCHEMISTRY

Project: AMEREN RUSH ISLAND ENERGY CTR

Pace Project No.: 60218420

Sample: R-MW-7 **Lab ID: 60218420007** Collected: 05/03/16 09:50 Received: 05/05/16 03:25 Matrix: Water
PWS: Site ID: Sample Type:

Parameters	Method	Act ± Unc (MDC) Carr Trac	Units	Analyzed	CAS No.	Qual
Radium-226	EPA 903.1	0.0825 ± 0.377 (0.607) C:NA T:86%	pCi/L	05/18/16 13:04	13982-63-3	
Radium-228	EPA 904.0	0.718 ± 0.415 (0.771) C:77% T:91%	pCi/L	05/17/16 15:42	15262-20-1	

REPORT OF LABORATORY ANALYSIS

This report shall not be reproduced, except in full,
without the written consent of Pace Analytical Services, Inc..

ANALYTICAL RESULTS - RADIOCHEMISTRY

Project: AMEREN RUSH ISLAND ENERGY CTR

Pace Project No.: 60218420

Sample: R-MW-B1 **Lab ID: 60218420008** Collected: 05/02/16 13:41 Received: 05/05/16 03:25 Matrix: Water
PWS: Site ID: Sample Type:

Parameters	Method	Act ± Unc (MDC) Carr Trac	Units	Analyzed	CAS No.	Qual
Radium-226	EPA 903.1	0.362 ± 0.571 (0.948) C:NA T:89%	pCi/L	05/18/16 12:58	13982-63-3	
Radium-228	EPA 904.0	1.43 ± 0.519 (0.769) C:76% T:86%	pCi/L	05/17/16 15:42	15262-20-1	

REPORT OF LABORATORY ANALYSIS

This report shall not be reproduced, except in full,
without the written consent of Pace Analytical Services, Inc..

ANALYTICAL RESULTS - RADIOCHEMISTRY

Project: AMEREN RUSH ISLAND ENERGY CTR

Pace Project No.: 60218420

Sample: R-MW-B2 **Lab ID: 60218420009** Collected: 05/02/16 12:19 Received: 05/05/16 03:25 Matrix: Water
PWS: Site ID: Sample Type:

Parameters	Method	Act ± Unc (MDC) Carr Trac	Units	Analyzed	CAS No.	Qual
Radium-226	EPA 903.1	0.613 ± 0.566 (0.824) C:NA T:87%	pCi/L	05/18/16 19:49	13982-63-3	
Radium-228	EPA 904.0	0.677 ± 0.441 (0.836) C:69% T:82%	pCi/L	05/17/16 15:42	15262-20-1	

REPORT OF LABORATORY ANALYSIS

This report shall not be reproduced, except in full,
without the written consent of Pace Analytical Services, Inc..

ANALYTICAL RESULTS - RADIOCHEMISTRY

Project: AMEREN RUSH ISLAND ENERGY CTR

Pace Project No.: 60218420

Sample: R-DUP-1 **Lab ID: 60218420010** Collected: 05/02/16 08:00 Received: 05/05/16 03:25 Matrix: Water
PWS: Site ID: Sample Type:

Parameters	Method	Act ± Unc (MDC) Carr Trac	Units	Analyzed	CAS No.	Qual
Radium-226	EPA 903.1	0.434 ± 0.608 (0.973) C:NA T:80%	pCi/L	05/18/16 19:49	13982-63-3	
Radium-228	EPA 904.0	0.124 ± 0.369 (0.828) C:75% T:80%	pCi/L	05/17/16 15:42	15262-20-1	

REPORT OF LABORATORY ANALYSIS

This report shall not be reproduced, except in full,
without the written consent of Pace Analytical Services, Inc..

ANALYTICAL RESULTS - RADIOCHEMISTRY

Project: AMEREN RUSH ISLAND ENERGY CTR

Pace Project No.: 60218420

Sample: R-FB-1 **Lab ID: 60218420011** Collected: 05/02/16 15:20 Received: 05/05/16 03:25 Matrix: Water
PWS: Site ID: Sample Type:

Parameters	Method	Act ± Unc (MDC) Carr Trac	Units	Analyzed	CAS No.	Qual
Radium-226	EPA 903.1	0.144 ± 0.347 (0.671) C:NA T:91%	pCi/L	05/18/16 19:38	13982-63-3	
Radium-228	EPA 904.0	0.0216 ± 0.359 (0.826) C:76% T:90%	pCi/L	05/17/16 15:42	15262-20-1	

REPORT OF LABORATORY ANALYSIS

This report shall not be reproduced, except in full,
without the written consent of Pace Analytical Services, Inc..

ANALYTICAL RESULTS - RADIOCHEMISTRY

Project: AMEREN RUSH ISLAND ENERGY CTR

Pace Project No.: 60218420

Sample: R-MW-3 MS **Lab ID: 60218420012** Collected: 05/02/16 13:42 Received: 05/05/16 03:25 Matrix: Water
PWS: Site ID: Sample Type:

Parameters	Method	Act ± Unc (MDC) Carr Trac	Units	Analyzed	CAS No.	Qual
Radium-226	EPA 903.1	101.9 %REC ± NA (NA) C:NA T:NA	pCi/L	05/18/16 13:22	13982-63-3	
Radium-228	EPA 904.0	115 %REC ± NA (NA) C:NA T:NA	pCi/L	05/17/16 12:32	15262-20-1	

REPORT OF LABORATORY ANALYSIS

This report shall not be reproduced, except in full,
without the written consent of Pace Analytical Services, Inc..

ANALYTICAL RESULTS - RADIOCHEMISTRY

Project: AMEREN RUSH ISLAND ENERGY CTR

Pace Project No.: 60218420

Sample: R-MW-3 MSD **Lab ID: 60218420013** Collected: 05/02/16 13:42 Received: 05/05/16 03:25 Matrix: Water
PWS: Site ID: Sample Type:

Parameters	Method	Act ± Unc (MDC) Carr Trac	Units	Analyzed	CAS No.	Qual
Radium-226	EPA 903.1	123.3 %REC 19.89 RPD ± NA (NA) C:NA T:NA	pCi/L	05/18/16 13:22	13982-63-3	
Radium-228	EPA 904.0	99.6 %REC 14.4 RPD ± NA (NA) C:NA T:NA	pCi/L	05/17/16 12:32	15262-20-1	

REPORT OF LABORATORY ANALYSIS

This report shall not be reproduced, except in full,
without the written consent of Pace Analytical Services, Inc..

QUALITY CONTROL - RADIOCHEMISTRY

Project: AMEREN RUSH ISLAND ENERGY CTR

Pace Project No.: 60218420

QC Batch:	RADC/29375	Analysis Method:	EPA 903.1
QC Batch Method:	EPA 903.1	Analysis Description:	903.1 Radium-226
Associated Lab Samples:	60218420001, 60218420002, 60218420003, 60218420004, 60218420005, 60218420006, 60218420007, 60218420008, 60218420009, 60218420010, 60218420011, 60218420012, 60218420013		

METHOD BLANK: 1073615 Matrix: Water

Associated Lab Samples:

Parameter	Act ± Unc (MDC) Carr Trac	Units	Analyzed	Qualifiers
Radium-226	0.166 ± 0.503 (0.902) C:NA T:94%	pCi/L	05/18/16 12:43	

Results presented on this page are in the units indicated by the "Units" column except where an alternate unit is presented to the right of the result.

REPORT OF LABORATORY ANALYSIS

This report shall not be reproduced, except in full,
without the written consent of Pace Analytical Services, Inc..

QUALITY CONTROL - RADIOCHEMISTRY

Project: AMEREN RUSH ISLAND ENERGY CTR

Pace Project No.: 60218420

QC Batch:	RADC/29380	Analysis Method:	EPA 904.0
QC Batch Method:	EPA 904.0	Analysis Description:	904.0 Radium 228
Associated Lab Samples:	60218420001, 60218420002, 60218420003, 60218420004, 60218420005, 60218420006, 60218420007, 60218420008, 60218420009, 60218420010, 60218420011, 60218420012, 60218420013		

METHOD BLANK: 1073620 Matrix: Water

Associated Lab Samples:

Parameter	Act ± Unc (MDC) Carr Trac	Units	Analyzed	Qualifiers
Radium-228	-0.0376 ± 0.327 (0.770) C:73% T:87%	pCi/L	05/17/16 12:32	

Results presented on this page are in the units indicated by the "Units" column except where an alternate unit is presented to the right of the result.

REPORT OF LABORATORY ANALYSIS

This report shall not be reproduced, except in full,
without the written consent of Pace Analytical Services, Inc..

QUALIFIERS

Project: AMEREN RUSH ISLAND ENERGY CTR

Pace Project No.: 60218420

DEFINITIONS

DF - Dilution Factor, if reported, represents the factor applied to the reported data due to dilution of the sample aliquot.

ND - Not Detected at or above adjusted reporting limit.

J - Estimated concentration above the adjusted method detection limit and below the adjusted reporting limit.

MDL - Adjusted Method Detection Limit.

PQL - Practical Quantitation Limit.

RL - Reporting Limit.

S - Surrogate

1,2-Diphenylhydrazine decomposes to and cannot be separated from Azobenzene using Method 8270. The result for each analyte is a combined concentration.

Consistent with EPA guidelines, unrounded data are displayed and have been used to calculate % recovery and RPD values.

LCS(D) - Laboratory Control Sample (Duplicate)

MS(D) - Matrix Spike (Duplicate)

DUP - Sample Duplicate

RPD - Relative Percent Difference

NC - Not Calculable.

SG - Silica Gel - Clean-Up

U - Indicates the compound was analyzed for, but not detected.

N-Nitrosodiphenylamine decomposes and cannot be separated from Diphenylamine using Method 8270. The result reported for each analyte is a combined concentration.

Act - Activity

Unc - Uncertainty: SDWA = 1.96 sigma count uncertainty, all other matrices = Expanded Uncertainty (95% confidence interval).

Gamma Spec = Expanded Uncertainty (95.4% Confidence Interval)

(MDC) - Minimum Detectable Concentration

Trac - Tracer Recovery (%)

Carr - Carrier Recovery (%)

Pace Analytical is TNI accredited. Contact your Pace PM for the current list of accredited analytes.

TNI - The NELAC Institute.

LABORATORIES

PASI-K Pace Analytical Services - Kansas City

PASI-PA Pace Analytical Services - Greensburg

ANALYTE QUALIFIERS

B Analyte was detected in the associated method blank.

D6 The precision between the sample and sample duplicate exceeded laboratory control limits.

H6 Analysis initiated outside of the 15 minute EPA required holding time.

M1 Matrix spike recovery exceeded QC limits. Batch accepted based on laboratory control sample (LCS) recovery.

REPORT OF LABORATORY ANALYSIS

This report shall not be reproduced, except in full,
without the written consent of Pace Analytical Services, Inc..

QUALITY CONTROL DATA CROSS REFERENCE TABLE

Project: AMEREN RUSH ISLAND ENERGY CTR

Pace Project No.: 60218420

Lab ID	Sample ID	QC Batch Method	QC Batch	Analytical Method	Analytical Batch
60218420001	R-MW-1	EPA 200.7	MPRP/35800	EPA 200.7	ICP/26160
60218420002	R-MW-2	EPA 200.7	MPRP/35800	EPA 200.7	ICP/26160
60218420003	R-MW-3	EPA 200.7	MPRP/35800	EPA 200.7	ICP/26160
60218420004	R-MW-4	EPA 200.7	MPRP/35800	EPA 200.7	ICP/26160
60218420005	R-MW-5	EPA 200.7	MPRP/35800	EPA 200.7	ICP/26160
60218420006	R-MW-6	EPA 200.7	MPRP/35800	EPA 200.7	ICP/26160
60218420007	R-MW-7	EPA 200.7	MPRP/35800	EPA 200.7	ICP/26160
60218420008	R-MW-B1	EPA 200.7	MPRP/35800	EPA 200.7	ICP/26160
60218420009	R-MW-B2	EPA 200.7	MPRP/35800	EPA 200.7	ICP/26160
60218420010	R-DUP-1	EPA 200.7	MPRP/35800	EPA 200.7	ICP/26160
60218420011	R-FB-1	EPA 200.7	MPRP/35800	EPA 200.7	ICP/26160
60218420001	R-MW-1	EPA 200.8	MPRP/35799	EPA 200.8	ICPM/4245
60218420002	R-MW-2	EPA 200.8	MPRP/35799	EPA 200.8	ICPM/4245
60218420003	R-MW-3	EPA 200.8	MPRP/35799	EPA 200.8	ICPM/4245
60218420004	R-MW-4	EPA 200.8	MPRP/35799	EPA 200.8	ICPM/4245
60218420005	R-MW-5	EPA 200.8	MPRP/35799	EPA 200.8	ICPM/4245
60218420006	R-MW-6	EPA 200.8	MPRP/35799	EPA 200.8	ICPM/4245
60218420007	R-MW-7	EPA 200.8	MPRP/35799	EPA 200.8	ICPM/4245
60218420008	R-MW-B1	EPA 200.8	MPRP/35799	EPA 200.8	ICPM/4245
60218420009	R-MW-B2	EPA 200.8	MPRP/35799	EPA 200.8	ICPM/4245
60218420010	R-DUP-1	EPA 200.8	MPRP/35799	EPA 200.8	ICPM/4245
60218420011	R-FB-1	EPA 200.8	MPRP/35799	EPA 200.8	ICPM/4245
60218420001	R-MW-1	EPA 7470	MERP/10592	EPA 7470	MERC/10539
60218420002	R-MW-2	EPA 7470	MERP/10592	EPA 7470	MERC/10539
60218420003	R-MW-3	EPA 7470	MERP/10592	EPA 7470	MERC/10539
60218420004	R-MW-4	EPA 7470	MERP/10592	EPA 7470	MERC/10539
60218420005	R-MW-5	EPA 7470	MERP/10592	EPA 7470	MERC/10539
60218420006	R-MW-6	EPA 7470	MERP/10592	EPA 7470	MERC/10539
60218420007	R-MW-7	EPA 7470	MERP/10592	EPA 7470	MERC/10539
60218420008	R-MW-B1	EPA 7470	MERP/10592	EPA 7470	MERC/10539
60218420009	R-MW-B2	EPA 7470	MERP/10592	EPA 7470	MERC/10539
60218420010	R-DUP-1	EPA 7470	MERP/10592	EPA 7470	MERC/10539
60218420011	R-FB-1	EPA 7470	MERP/10592	EPA 7470	MERC/10539
60218420001	R-MW-1	EPA 903.1	RADC/29375		
60218420002	R-MW-2	EPA 903.1	RADC/29375		
60218420003	R-MW-3	EPA 903.1	RADC/29375		
60218420004	R-MW-4	EPA 903.1	RADC/29375		
60218420005	R-MW-5	EPA 903.1	RADC/29375		
60218420006	R-MW-6	EPA 903.1	RADC/29375		
60218420007	R-MW-7	EPA 903.1	RADC/29375		
60218420008	R-MW-B1	EPA 903.1	RADC/29375		
60218420009	R-MW-B2	EPA 903.1	RADC/29375		
60218420010	R-DUP-1	EPA 903.1	RADC/29375		
60218420011	R-FB-1	EPA 903.1	RADC/29375		
60218420012	R-MW-3 MS	EPA 903.1	RADC/29375		
60218420013	R-MW-3 MSD	EPA 903.1	RADC/29375		
60218420001	R-MW-1	EPA 904.0	RADC/29380		

REPORT OF LABORATORY ANALYSIS

This report shall not be reproduced, except in full,
without the written consent of Pace Analytical Services, Inc..

QUALITY CONTROL DATA CROSS REFERENCE TABLE

Project: AMEREN RUSH ISLAND ENERGY CTR

Pace Project No.: 60218420

Lab ID	Sample ID	QC Batch Method	QC Batch	Analytical Method	Analytical Batch
60218420002	R-MW-2	EPA 904.0	RADC/29380		
60218420003	R-MW-3	EPA 904.0	RADC/29380		
60218420004	R-MW-4	EPA 904.0	RADC/29380		
60218420005	R-MW-5	EPA 904.0	RADC/29380		
60218420006	R-MW-6	EPA 904.0	RADC/29380		
60218420007	R-MW-7	EPA 904.0	RADC/29380		
60218420008	R-MW-B1	EPA 904.0	RADC/29380		
60218420009	R-MW-B2	EPA 904.0	RADC/29380		
60218420010	R-DUP-1	EPA 904.0	RADC/29380		
60218420011	R-FB-1	EPA 904.0	RADC/29380		
60218420012	R-MW-3 MS	EPA 904.0	RADC/29380		
60218420013	R-MW-3 MSD	EPA 904.0	RADC/29380		
60218420001	R-MW-1	SM 2540C	WET/61661		
60218420002	R-MW-2	SM 2540C	WET/61661		
60218420003	R-MW-3	SM 2540C	WET/61661		
60218420004	R-MW-4	SM 2540C	WET/61661		
60218420005	R-MW-5	SM 2540C	WET/61661		
60218420006	R-MW-6	SM 2540C	WET/61661		
60218420007	R-MW-7	SM 2540C	WET/61661		
60218420008	R-MW-B1	SM 2540C	WET/61661		
60218420009	R-MW-B2	SM 2540C	WET/61661		
60218420010	R-DUP-1	SM 2540C	WET/61661		
60218420011	R-FB-1	SM 2540C	WET/61661		
60218420001	R-MW-1	SM 4500-H+B	WET/61664		
60218420002	R-MW-2	SM 4500-H+B	WET/61664		
60218420003	R-MW-3	SM 4500-H+B	WET/61664		
60218420004	R-MW-4	SM 4500-H+B	WET/61665		
60218420005	R-MW-5	SM 4500-H+B	WET/61665		
60218420006	R-MW-6	SM 4500-H+B	WET/61665		
60218420007	R-MW-7	SM 4500-H+B	WET/61665		
60218420008	R-MW-B1	SM 4500-H+B	WET/61664		
60218420009	R-MW-B2	SM 4500-H+B	WET/61664		
60218420010	R-DUP-1	SM 4500-H+B	WET/61664		
60218420011	R-FB-1	SM 4500-H+B	WET/61665		
60218420001	R-MW-1	EPA 300.0	WETA/39511		
60218420001	R-MW-1	EPA 300.0	WETA/39543		
60218420002	R-MW-2	EPA 300.0	WETA/39511		
60218420002	R-MW-2	EPA 300.0	WETA/39543		
60218420003	R-MW-3	EPA 300.0	WETA/39511		
60218420003	R-MW-3	EPA 300.0	WETA/39543		
60218420003	R-MW-3	EPA 300.0	WETA/39582		
60218420004	R-MW-4	EPA 300.0	WETA/39511		

REPORT OF LABORATORY ANALYSIS

This report shall not be reproduced, except in full,
without the written consent of Pace Analytical Services, Inc..

QUALITY CONTROL DATA CROSS REFERENCE TABLE

Project: AMEREN RUSH ISLAND ENERGY CTR

Pace Project No.: 60218420

Lab ID	Sample ID	QC Batch Method	QC Batch	Analytical Method	Analytical Batch
60218420004	R-MW-4	EPA 300.0	WETA/39582		
60218420005	R-MW-5	EPA 300.0	WETA/39511		
60218420006	R-MW-6	EPA 300.0	WETA/39511		
60218420006	R-MW-6	EPA 300.0	WETA/39582		
60218420007	R-MW-7	EPA 300.0	WETA/39511		
60218420007	R-MW-7	EPA 300.0	WETA/39582		
60218420008	R-MW-B1	EPA 300.0	WETA/39511		
60218420008	R-MW-B1	EPA 300.0	WETA/39582		
60218420009	R-MW-B2	EPA 300.0	WETA/39511		
60218420009	R-MW-B2	EPA 300.0	WETA/39582		
60218420010	R-DUP-1	EPA 300.0	WETA/39511		
60218420010	R-DUP-1	EPA 300.0	WETA/39582		
60218420011	R-FB-1	EPA 300.0	WETA/39511		

REPORT OF LABORATORY ANALYSIS

This report shall not be reproduced, except in full,
without the written consent of Pace Analytical Services, Inc..



Sample Condition Upon Receipt

WO# : 60218420
60218420

Client Name: Golder

Courier: FedEx UPS VIA Clay PEX ECI Pace Other Client

Tracking #: _____ Pace Shipping Label Used? Yes No

Custody Seal on Cooler/Box Present: Yes No Seals intact: Yes No

Packing Material: Bubble Wrap Bubble Bags Foam None Other

Thermometer Used: T-239 T-262 Type of Ice: Wet Blue None Samples received on ice, cooling process has begun.

Cooler Temperature: 1-7/15-4/16 2

Date and initials of person examining contents: PVS/5/16

Temperature should be above freezing to 6°C

Chain of Custody present:	<input checked="" type="checkbox"/> Yes <input type="checkbox"/> No <input type="checkbox"/> N/A	1.
Chain of Custody filled out:	<input checked="" type="checkbox"/> Yes <input type="checkbox"/> No <input type="checkbox"/> N/A	2.
Chain of Custody relinquished:	<input checked="" type="checkbox"/> Yes <input type="checkbox"/> No <input type="checkbox"/> N/A	3.
Sampler name & signature on COC:	<input checked="" type="checkbox"/> Yes <input type="checkbox"/> No <input type="checkbox"/> N/A	4.
Samples arrived within holding time:	<input checked="" type="checkbox"/> Yes <input type="checkbox"/> No <input type="checkbox"/> N/A	5.
Short Hold Time analyses (<72hr):	<input checked="" type="checkbox"/> Yes <input type="checkbox"/> No <input type="checkbox"/> N/A	6. <u>PH</u>
Rush Turn Around Time requested:	<input type="checkbox"/> Yes <input checked="" type="checkbox"/> No <input type="checkbox"/> N/A	7.
Sufficient volume:	<input checked="" type="checkbox"/> Yes <input type="checkbox"/> No <input type="checkbox"/> N/A	8.
Correct containers used:	<input checked="" type="checkbox"/> Yes <input type="checkbox"/> No <input type="checkbox"/> N/A	9.
Pace containers used:	<input checked="" type="checkbox"/> Yes <input type="checkbox"/> No <input type="checkbox"/> N/A	9.
Containers intact:	<input checked="" type="checkbox"/> Yes <input type="checkbox"/> No <input type="checkbox"/> N/A	10.
Unpreserved 5035A soils frozen w/in 48hrs?	<input type="checkbox"/> Yes <input type="checkbox"/> No <input checked="" type="checkbox"/> N/A	11.
Filtered volume received for dissolved tests?	<input type="checkbox"/> Yes <input type="checkbox"/> No <input checked="" type="checkbox"/> N/A	12.
Sample labels match COC:	<input checked="" type="checkbox"/> Yes <input type="checkbox"/> No <input type="checkbox"/> N/A	
Includes date/time/ID/analyses Matrix:	<u>WT</u>	13.
All containers needing preservation have been checked.	<input checked="" type="checkbox"/> Yes <input type="checkbox"/> No <input type="checkbox"/> N/A	
All containers needing preservation are found to be in compliance with EPA recommendation.	<input checked="" type="checkbox"/> Yes <input type="checkbox"/> No <input type="checkbox"/> N/A	14.
Exceptions: VOA, Coliform, O&G, WI-DRO (water)	<input type="checkbox"/> Yes <input checked="" type="checkbox"/> No	Initial when completed
Trip Blank present:	<input type="checkbox"/> Yes <input type="checkbox"/> No <input checked="" type="checkbox"/> N/A	Lot # of added preservative
Pace Trip Blank lot # (if purchased):		15.
Headspace in VOA vials (>6mm):	<input type="checkbox"/> Yes <input type="checkbox"/> No <input checked="" type="checkbox"/> N/A	16.
Project sampled in USDA Regulated Area:	<input type="checkbox"/> Yes <input type="checkbox"/> No <input checked="" type="checkbox"/> N/A	17. List State:
Additional labels attached to 5035A vials in the field?	<input type="checkbox"/> Yes <input type="checkbox"/> No <input checked="" type="checkbox"/> N/A	18.

Client Notification/ Resolution: Copy COC to Client? Y / N Field Data Required? Y / N

Person Contacted: _____ Date/Time: _____

Comments/ Resolution: _____

Project Manager Review: 6 Date: 5/5

August 19, 2016

Mark Haddock
Golder Associates
820 S. Main St
Suite 100
Saint Charles, MO 63301

RE: Project: AMEREN RUSH ISLAND ENERGY CTR
Pace Project No.: 60224349

Dear Mark Haddock:

Enclosed are the analytical results for sample(s) received by the laboratory on July 27, 2016. The results relate only to the samples included in this report. Results reported herein conform to the most current TNI standards and the laboratory's Quality Assurance Manual, where applicable, unless otherwise noted in the body of the report.

If you have any questions concerning this report, please feel free to contact me.

Sincerely,



Jamie Church
jamie.church@pacelabs.com
Project Manager

Enclosures

cc: Jeffrey Ingram, Golder Associates
John Suozzi, Golder Associates



REPORT OF LABORATORY ANALYSIS

This report shall not be reproduced, except in full,
without the written consent of Pace Analytical Services, Inc..

CERTIFICATIONS

Project: AMEREN RUSH ISLAND ENERGY CTR

Pace Project No.: 60224349

Pennsylvania Certification IDs

1638 Roseytown Rd Suites 2,3&4, Greensburg, PA 15601

L-A-B DOD-ELAP Accreditation #: L2417

Alabama Certification #: 41590

Arizona Certification #: AZ0734

Arkansas Certification

California Certification #: 04222CA

Colorado Certification

Connecticut Certification #: PH-0694

Delaware Certification

Florida/TNI Certification #: E87683

Georgia Certification #: C040

Guam Certification

Hawaii Certification

Idaho Certification

Illinois Certification

Indiana Certification

Iowa Certification #: 391

Kansas/TNI Certification #: E-10358

Kentucky Certification #: 90133

Louisiana DHH/TNI Certification #: LA140008

Louisiana DEQ/TNI Certification #: 4086

Maine Certification #: PA00091

Maryland Certification #: 308

Massachusetts Certification #: M-PA1457

Michigan/PADEP Certification

Missouri Certification #: 235

Montana Certification #: Cert 0082

Nebraska Certification #: NE-05-29-14

Nevada Certification #: PA014572015-1

New Hampshire/TNI Certification #: 2976

New Jersey/TNI Certification #: PA 051

New Mexico Certification #: PA01457

New York/TNI Certification #: 10888

North Carolina Certification #: 42706

North Dakota Certification #: R-190

Oregon/TNI Certification #: PA200002

Pennsylvania/TNI Certification #: 65-00282

Puerto Rico Certification #: PA01457

Rhode Island Certification #: 65-00282

South Dakota Certification

Tennessee Certification #: TN2867

Texas/TNI Certification #: T104704188-14-8

Utah/TNI Certification #: PA014572015-5

USDA Soil Permit #: P330-14-00213

Vermont Dept. of Health: ID# VT-0282

Virgin Island/PADEP Certification

Virginia/VELAP Certification #: 460198

Washington Certification #: C868

West Virginia DEP Certification #: 143

West Virginia DHHR Certification #: 9964C

Wisconsin Certification

Wyoming Certification #: 8TMS-L

Kansas Certification IDs

9608 Loiret Boulevard, Lenexa, KS 66219

WY STR Certification #: 2456.01

Arkansas Certification #: 15-016-0

Illinois Certification #: 003097

Iowa Certification #: 118

Kansas/NELAP Certification #: E-10116

Louisiana Certification #: 03055

Nevada Certification #: KS000212008A

Oklahoma Certification #: 9205/9935

Texas Certification #: T104704407

Utah Certification #: KS00021

Kansas Field Laboratory Accreditation: # E-92587

REPORT OF LABORATORY ANALYSIS

This report shall not be reproduced, except in full,
without the written consent of Pace Analytical Services, Inc..

SAMPLE SUMMARY

Project: AMEREN RUSH ISLAND ENERGY CTR

Pace Project No.: 60224349

Lab ID	Sample ID	Matrix	Date Collected	Date Received
60224349001	R-MW-1	Water	07/25/16 14:33	07/27/16 04:35
60224349002	R-MW-2	Water	07/26/16 09:49	07/27/16 04:35
60224349003	R-MW-3	Water	07/25/16 13:00	07/27/16 04:35
60224349004	R-MW-4	Water	07/25/16 11:27	07/27/16 04:35
60224349005	R-MW-5	Water	07/25/16 09:50	07/27/16 04:35
60224349006	R-MW-6	Water	07/25/16 14:50	07/27/16 04:35
60224349007	R-MW-7	Water	07/25/16 11:00	07/27/16 04:35
60224349008	R-MW-B1	Water	07/25/16 09:54	07/27/16 04:35
60224349009	R-MW-B2	Water	07/26/16 11:03	07/27/16 04:35
60224349010	R-DUP-1	Water	07/25/16 08:00	07/27/16 04:35
60224349011	R-FB-1	Water	07/25/16 14:25	07/27/16 04:35
60224349012	R-MW-3 MS	Water	07/25/16 13:00	07/27/16 04:35
60224349013	R-MW-3 MSD	Water	07/25/16 13:00	07/27/16 04:35

REPORT OF LABORATORY ANALYSIS

This report shall not be reproduced, except in full,
without the written consent of Pace Analytical Services, Inc..

SAMPLE ANALYTE COUNT

Project: AMEREN RUSH ISLAND ENERGY CTR

Pace Project No.: 60224349

Lab ID	Sample ID	Method	Analysts	Analytes Reported	Laboratory
60224349001	R-MW-1	EPA 200.7	ZBM	8	PASI-K
		EPA 200.8	JGP	6	PASI-K
		EPA 7470	TDS	1	PASI-K
		EPA 903.1	WRR	1	PASI-PA
		EPA 904.0	JLW	1	PASI-PA
		SM 2540C	HAC	1	PASI-K
		SM 4500-H+B	LDB	1	PASI-K
60224349002	R-MW-2	EPA 300.0	OL	3	PASI-K
		EPA 200.7	ZBM	8	PASI-K
		EPA 200.8	JGP	6	PASI-K
		EPA 7470	TDS	1	PASI-K
		EPA 903.1	WRR	1	PASI-PA
		EPA 904.0	JLW	1	PASI-PA
		SM 2540C	HAC	1	PASI-K
60224349003	R-MW-3	SM 4500-H+B	LDB	1	PASI-K
		EPA 300.0	OL	3	PASI-K
		EPA 200.7	ZBM	8	PASI-K
		EPA 200.8	JGP	6	PASI-K
		EPA 7470	TDS	1	PASI-K
		EPA 903.1	WRR	1	PASI-PA
		EPA 904.0	JLW	1	PASI-PA
60224349004	R-MW-4	SM 2540C	HAC	1	PASI-K
		SM 4500-H+B	LDB	1	PASI-K
		EPA 300.0	OL	3	PASI-K
		EPA 200.7	ZBM	8	PASI-K
		EPA 200.8	JGP	6	PASI-K
		EPA 7470	TDS	1	PASI-K
		EPA 903.1	WRR	1	PASI-PA
60224349005	R-MW-5	EPA 904.0	JLW	1	PASI-PA
		SM 2540C	HAC	1	PASI-K
		SM 4500-H+B	LDB	1	PASI-K
		EPA 300.0	OL	3	PASI-K
		EPA 200.7	ZBM	8	PASI-K
		EPA 200.8	JGP	6	PASI-K
		EPA 7470	TDS	1	PASI-K

REPORT OF LABORATORY ANALYSIS

This report shall not be reproduced, except in full,
without the written consent of Pace Analytical Services, Inc..

SAMPLE ANALYTE COUNT

Project: AMEREN RUSH ISLAND ENERGY CTR

Pace Project No.: 60224349

Lab ID	Sample ID	Method	Analysts	Analytes Reported	Laboratory
60224349006	R-MW-6	SM 2540C	HAC	1	PASI-K
		SM 4500-H+B	LDB	1	PASI-K
		EPA 300.0	OL	3	PASI-K
		EPA 200.7	ZBM	8	PASI-K
		EPA 200.8	JGP	6	PASI-K
		EPA 7470	TDS	1	PASI-K
		EPA 903.1	WRR	1	PASI-PA
		EPA 904.0	JLW	1	PASI-PA
		SM 2540C	HAC	1	PASI-K
60224349007	R-MW-7	SM 4500-H+B	LDB	1	PASI-K
		EPA 300.0	OL	3	PASI-K
		EPA 200.7	ZBM	8	PASI-K
		EPA 200.8	JGP	6	PASI-K
		EPA 7470	TDS	1	PASI-K
		EPA 903.1	WRR	1	PASI-PA
		EPA 904.0	JLW	1	PASI-PA
		SM 2540C	HAC	1	PASI-K
		SM 4500-H+B	LDB	1	PASI-K
60224349008	R-MW-B1	EPA 300.0	OL	3	PASI-K
		EPA 200.7	ZBM	8	PASI-K
		EPA 200.8	JGP	6	PASI-K
		EPA 7470	TDS	1	PASI-K
		EPA 903.1	WRR	1	PASI-PA
		EPA 904.0	JLW	1	PASI-PA
		SM 2540C	HAC	1	PASI-K
		SM 4500-H+B	LDB	1	PASI-K
		EPA 300.0	OL	3	PASI-K
60224349009	R-MW-B2	EPA 200.7	ZBM	8	PASI-K
		EPA 200.8	JGP	6	PASI-K
		EPA 7470	TDS	1	PASI-K
		EPA 903.1	WRR	1	PASI-PA
		EPA 904.0	JLW	1	PASI-PA
		SM 2540C	HAC	1	PASI-K
		SM 4500-H+B	LDB	1	PASI-K
		EPA 300.0	OL	3	PASI-K
		EPA 200.7	ZBM	8	PASI-K
60224349010	R-DUP-1	EPA 200.8	JGP	6	PASI-K

REPORT OF LABORATORY ANALYSIS

This report shall not be reproduced, except in full,
without the written consent of Pace Analytical Services, Inc..

SAMPLE ANALYTE COUNT

Project: AMEREN RUSH ISLAND ENERGY CTR

Pace Project No.: 60224349

Lab ID	Sample ID	Method	Analysts	Analytes Reported	Laboratory
		EPA 7470	TDS	1	PASI-K
		EPA 903.1	WRR	1	PASI-PA
		EPA 904.0	JLW	1	PASI-PA
		SM 2540C	HAC	1	PASI-K
		SM 4500-H+B	LDB	1	PASI-K
		EPA 300.0	OL	3	PASI-K
60224349011	R-FB-1	EPA 200.7	ZBM	8	PASI-K
		EPA 200.8	JGP	6	PASI-K
		EPA 7470	TDS	1	PASI-K
		EPA 903.1	WRR	1	PASI-PA
		EPA 904.0	JLW	1	PASI-PA
		SM 2540C	HAC	1	PASI-K
		SM 4500-H+B	LDB	1	PASI-K
		EPA 300.0	OL	3	PASI-K
60224349012	R-MW-3 MS	EPA 903.1	WRR	1	PASI-PA
		EPA 904.0	JLW	1	PASI-PA
60224349013	R-MW-3 MSD	EPA 903.1	WRR	1	PASI-PA
		EPA 904.0	JLW	1	PASI-PA

REPORT OF LABORATORY ANALYSIS

This report shall not be reproduced, except in full,
without the written consent of Pace Analytical Services, Inc..

ANALYTICAL RESULTS

Project: AMEREN RUSH ISLAND ENERGY CTR

Pace Project No.: 60224349

Sample: R-MW-1 **Lab ID: 60224349001** Collected: 07/25/16 14:33 Received: 07/27/16 04:35 Matrix: Water

Parameters	Results	Units	PQL	MDL	DF	Prepared	Analyzed	CAS No.	Qual
200.7 Metals, Total		Analytical Method: EPA 200.7 Preparation Method: EPA 200.7							
Barium	15.1	ug/L	10.0	0.58	1	07/27/16 14:45	08/01/16 16:55	7440-39-3	
Beryllium	<0.26	ug/L	1.0	0.26	1	07/27/16 14:45	08/01/16 16:55	7440-41-7	
Boron	2750	ug/L	100	50.0	1	07/27/16 14:45	08/01/16 16:55	7440-42-8	
Calcium	37700	ug/L	100	8.1	1	07/27/16 14:45	08/01/16 16:55	7440-70-2	
Cobalt	<0.72	ug/L	5.0	0.72	1	07/27/16 14:45	08/01/16 16:55	7440-48-4	
Lead	<2.5	ug/L	5.0	2.5	1	07/27/16 14:45	08/01/16 16:55	7439-92-1	
Lithium	<4.9	ug/L	10.0	4.9	1	07/27/16 14:45	08/01/16 16:55	7439-93-2	
Molybdenum	57.7	ug/L	20.0	0.52	1	07/27/16 14:45	08/01/16 16:55	7439-98-7	
200.8 MET ICPMS		Analytical Method: EPA 200.8 Preparation Method: EPA 200.8							
Antimony	1.0	ug/L	1.0	0.058	1	07/27/16 14:45	07/28/16 10:11	7440-36-0	
Arsenic	9.3	ug/L	1.0	0.10	1	07/27/16 14:45	07/28/16 10:11	7440-38-2	
Cadmium	<0.029	ug/L	0.50	0.029	1	07/27/16 14:45	07/28/16 10:11	7440-43-9	
Chromium	1.4	ug/L	1.0	0.34	1	07/27/16 14:45	07/28/16 10:11	7440-47-3	
Selenium	12.7	ug/L	1.0	0.18	1	07/27/16 14:45	07/28/16 10:11	7782-49-2	
Thallium	<0.50	ug/L	1.0	0.50	1	07/27/16 14:45	07/28/16 10:11	7440-28-0	
7470 Mercury		Analytical Method: EPA 7470 Preparation Method: EPA 7470							
Mercury	<0.039	ug/L	0.20	0.039	1	07/28/16 09:00	07/28/16 13:06	7439-97-6	
2540C Total Dissolved Solids		Analytical Method: SM 2540C							
Total Dissolved Solids	424	mg/L	5.0	5.0	1		07/29/16 10:18		
4500H+ pH, Electrometric		Analytical Method: SM 4500-H+B							
pH at 25 Degrees C	9.4	Std. Units	0.10	0.10	1		08/01/16 12:00		H6
300.0 IC Anions 28 Days		Analytical Method: EPA 300.0							
Chloride	19.5	mg/L	2.0	1.0	2		08/02/16 18:07	16887-00-6	
Fluoride	0.40	mg/L	0.20	0.027	1		07/31/16 20:09	16984-48-8	
Sulfate	228	mg/L	20.0	3.1	20		08/02/16 18:22	14808-79-8	

REPORT OF LABORATORY ANALYSIS

This report shall not be reproduced, except in full,
without the written consent of Pace Analytical Services, Inc..

ANALYTICAL RESULTS

Project: AMEREN RUSH ISLAND ENERGY CTR

Pace Project No.: 60224349

Sample: R-MW-2 **Lab ID: 60224349002** Collected: 07/26/16 09:49 Received: 07/27/16 04:35 Matrix: Water

Parameters	Results	Units	PQL	MDL	DF	Prepared	Analyzed	CAS No.	Qual
200.7 Metals, Total		Analytical Method: EPA 200.7 Preparation Method: EPA 200.7							
Barium	17.0	ug/L	10.0	0.58	1	07/27/16 14:45	08/01/16 16:59	7440-39-3	
Beryllium	<0.26	ug/L	1.0	0.26	1	07/27/16 14:45	08/01/16 16:59	7440-41-7	
Boron	3860	ug/L	100	50.0	1	07/27/16 14:45	08/01/16 16:59	7440-42-8	
Calcium	12000	ug/L	100	8.1	1	07/27/16 14:45	08/01/16 16:59	7440-70-2	
Cobalt	<0.72	ug/L	5.0	0.72	1	07/27/16 14:45	08/01/16 16:59	7440-48-4	
Lead	10.2	ug/L	5.0	2.5	1	07/27/16 14:45	08/01/16 16:59	7439-92-1	
Lithium	<4.9	ug/L	10.0	4.9	1	07/27/16 14:45	08/01/16 16:59	7439-93-2	
Molybdenum	197	ug/L	20.0	0.52	1	07/27/16 14:45	08/01/16 16:59	7439-98-7	
200.8 MET ICPMS		Analytical Method: EPA 200.8 Preparation Method: EPA 200.8							
Antimony	5.0	ug/L	1.0	0.058	1	07/27/16 14:45	07/28/16 10:15	7440-36-0	
Arsenic	238	ug/L	1.0	0.10	1	07/27/16 14:45	07/28/16 10:15	7440-38-2	
Cadmium	0.26J	ug/L	0.50	0.029	1	07/27/16 14:45	07/28/16 10:15	7440-43-9	
Chromium	0.96J	ug/L	1.0	0.34	1	07/27/16 14:45	07/28/16 10:15	7440-47-3	
Selenium	1.5	ug/L	1.0	0.18	1	07/27/16 14:45	07/28/16 10:15	7782-49-2	M1
Thallium	<0.50	ug/L	1.0	0.50	1	07/27/16 14:45	07/28/16 10:15	7440-28-0	
7470 Mercury		Analytical Method: EPA 7470 Preparation Method: EPA 7470							
Mercury	<0.039	ug/L	0.20	0.039	1	07/28/16 09:00	07/28/16 13:09	7439-97-6	
2540C Total Dissolved Solids		Analytical Method: SM 2540C							
Total Dissolved Solids	855	mg/L	5.0	5.0	1		07/29/16 10:28		
4500H+ pH, Electrometric		Analytical Method: SM 4500-H+B							
pH at 25 Degrees C	10.4	Std. Units	0.10	0.10	1		08/01/16 12:00		H6
300.0 IC Anions 28 Days		Analytical Method: EPA 300.0							
Chloride	25.0	mg/L	2.0	1.0	2		08/02/16 18:36	16887-00-6	
Fluoride	0.85	mg/L	0.20	0.027	1		07/31/16 20:53	16984-48-8	
Sulfate	310	mg/L	20.0	3.1	20		08/02/16 18:50	14808-79-8	

REPORT OF LABORATORY ANALYSIS

This report shall not be reproduced, except in full,
without the written consent of Pace Analytical Services, Inc..

ANALYTICAL RESULTS

Project: AMEREN RUSH ISLAND ENERGY CTR

Pace Project No.: 60224349

Sample: R-MW-3 **Lab ID: 60224349003** Collected: 07/25/16 13:00 Received: 07/27/16 04:35 Matrix: Water

Parameters	Results	Units	PQL	MDL	DF	Prepared	Analyzed	CAS No.	Qual
200.7 Metals, Total		Analytical Method: EPA 200.7 Preparation Method: EPA 200.7							
Barium	16.0	ug/L	10.0	0.58	1	07/27/16 14:45	08/01/16 17:06	7440-39-3	
Beryllium	<0.26	ug/L	1.0	0.26	1	07/27/16 14:45	08/01/16 17:06	7440-41-7	
Boron	14100	ug/L	100	50.0	1	07/27/16 14:45	08/01/16 17:06	7440-42-8	M1
Calcium	5760	ug/L	100	8.1	1	07/27/16 14:45	08/01/16 17:06	7440-70-2	
Cobalt	<0.72	ug/L	5.0	0.72	1	07/27/16 14:45	08/01/16 17:06	7440-48-4	
Lead	3.4J	ug/L	5.0	2.5	1	07/27/16 14:45	08/01/16 17:06	7439-92-1	
Lithium	<4.9	ug/L	10.0	4.9	1	07/27/16 14:45	08/01/16 17:06	7439-93-2	
Molybdenum	811	ug/L	20.0	0.52	1	07/27/16 14:45	08/01/16 17:06	7439-98-7	
200.8 MET ICPMS		Analytical Method: EPA 200.8 Preparation Method: EPA 200.8							
Antimony	0.13J	ug/L	1.0	0.058	1	07/27/16 14:45	07/28/16 10:24	7440-36-0	
Arsenic	64.0	ug/L	1.0	0.10	1	07/27/16 14:45	07/28/16 10:24	7440-38-2	
Cadmium	<0.029	ug/L	0.50	0.029	1	07/27/16 14:45	07/28/16 10:24	7440-43-9	
Chromium	1.5	ug/L	1.0	0.34	1	07/27/16 14:45	07/28/16 10:24	7440-47-3	
Selenium	0.70J	ug/L	1.0	0.18	1	07/27/16 14:45	07/28/16 10:24	7782-49-2	M1
Thallium	<0.50	ug/L	1.0	0.50	1	07/27/16 14:45	07/28/16 10:24	7440-28-0	
7470 Mercury		Analytical Method: EPA 7470 Preparation Method: EPA 7470							
Mercury	<0.039	ug/L	0.20	0.039	1	07/28/16 09:00	07/28/16 13:11	7439-97-6	M1
2540C Total Dissolved Solids		Analytical Method: SM 2540C							
Total Dissolved Solids	705	mg/L	5.0	5.0	1		07/29/16 10:19		
4500H+ pH, Electrometric		Analytical Method: SM 4500-H+B							
pH at 25 Degrees C	9.5	Std. Units	0.10	0.10	1		08/01/16 12:00		H6
300.0 IC Anions 28 Days		Analytical Method: EPA 300.0							
Chloride	28.3	mg/L	2.0	1.0	2		08/02/16 19:05	16887-00-6	
Fluoride	0.74	mg/L	0.20	0.027	1		07/31/16 21:07	16984-48-8	
Sulfate	174	mg/L	20.0	3.1	20		08/02/16 19:48	14808-79-8	

REPORT OF LABORATORY ANALYSIS

This report shall not be reproduced, except in full,
without the written consent of Pace Analytical Services, Inc..

ANALYTICAL RESULTS

Project: AMEREN RUSH ISLAND ENERGY CTR

Pace Project No.: 60224349

Sample: R-MW-4 **Lab ID: 60224349004** Collected: 07/25/16 11:27 Received: 07/27/16 04:35 Matrix: Water

Parameters	Results	Units	PQL	MDL	DF	Prepared	Analyzed	CAS No.	Qual
200.7 Metals, Total		Analytical Method: EPA 200.7 Preparation Method: EPA 200.7							
Barium	256	ug/L	10.0	0.58	1	07/27/16 14:45	08/01/16 17:13	7440-39-3	
Beryllium	<0.26	ug/L	1.0	0.26	1	07/27/16 14:45	08/01/16 17:13	7440-41-7	
Boron	3980	ug/L	100	50.0	1	07/27/16 14:45	08/01/16 17:13	7440-42-8	
Calcium	65600	ug/L	100	8.1	1	07/27/16 14:45	08/01/16 17:13	7440-70-2	
Cobalt	<0.72	ug/L	5.0	0.72	1	07/27/16 14:45	08/01/16 17:13	7440-48-4	
Lead	<2.5	ug/L	5.0	2.5	1	07/27/16 14:45	08/01/16 17:13	7439-92-1	
Lithium	43.1	ug/L	10.0	4.9	1	07/27/16 14:45	08/01/16 17:13	7439-93-2	
Molybdenum	95.9	ug/L	20.0	0.52	1	07/27/16 14:45	08/01/16 17:13	7439-98-7	
200.8 MET ICPMS		Analytical Method: EPA 200.8 Preparation Method: EPA 200.8							
Antimony	<0.058	ug/L	1.0	0.058	1	07/27/16 14:45	07/28/16 10:49	7440-36-0	
Arsenic	7.2	ug/L	1.0	0.10	1	07/27/16 14:45	07/28/16 10:49	7440-38-2	
Cadmium	<0.029	ug/L	0.50	0.029	1	07/27/16 14:45	07/28/16 10:49	7440-43-9	
Chromium	0.66J	ug/L	1.0	0.34	1	07/27/16 14:45	07/28/16 10:49	7440-47-3	
Selenium	<0.18	ug/L	1.0	0.18	1	07/27/16 14:45	07/28/16 10:49	7782-49-2	
Thallium	<0.50	ug/L	1.0	0.50	1	07/27/16 14:45	07/28/16 10:49	7440-28-0	
7470 Mercury		Analytical Method: EPA 7470 Preparation Method: EPA 7470							
Mercury	<0.039	ug/L	0.20	0.039	1	07/28/16 09:00	07/28/16 13:17	7439-97-6	
2540C Total Dissolved Solids		Analytical Method: SM 2540C							
Total Dissolved Solids	398	mg/L	5.0	5.0	1		07/29/16 10:20		
4500H+ pH, Electrometric		Analytical Method: SM 4500-H+B							
pH at 25 Degrees C	8.0	Std. Units	0.10	0.10	1		08/01/16 12:00		H6
300.0 IC Anions 28 Days		Analytical Method: EPA 300.0							
Chloride	19.2	mg/L	2.0	1.0	2		08/02/16 21:00	16887-00-6	
Fluoride	0.75	mg/L	0.20	0.027	1		07/31/16 22:05	16984-48-8	
Sulfate	40.7	mg/L	5.0	0.77	5		08/02/16 21:15	14808-79-8	

REPORT OF LABORATORY ANALYSIS

This report shall not be reproduced, except in full,
without the written consent of Pace Analytical Services, Inc..

ANALYTICAL RESULTS

Project: AMEREN RUSH ISLAND ENERGY CTR

Pace Project No.: 60224349

Sample: R-MW-5 **Lab ID: 60224349005** Collected: 07/25/16 09:50 Received: 07/27/16 04:35 Matrix: Water

Parameters	Results	Units	PQL	MDL	DF	Prepared	Analyzed	CAS No.	Qual
200.7 Metals, Total		Analytical Method: EPA 200.7 Preparation Method: EPA 200.7							
Barium	383	ug/L	10.0	0.58	1	07/27/16 14:45	08/01/16 17:15	7440-39-3	
Beryllium	<0.26	ug/L	1.0	0.26	1	07/27/16 14:45	08/01/16 17:15	7440-41-7	
Boron	99.8J	ug/L	100	50.0	1	07/27/16 14:45	08/01/16 17:15	7440-42-8	
Calcium	117000	ug/L	100	8.1	1	07/27/16 14:45	08/01/16 17:15	7440-70-2	
Cobalt	0.93J	ug/L	5.0	0.72	1	07/27/16 14:45	08/01/16 17:15	7440-48-4	
Lead	<2.5	ug/L	5.0	2.5	1	07/27/16 14:45	08/01/16 17:15	7439-92-1	
Lithium	6.5J	ug/L	10.0	4.9	1	07/27/16 14:45	08/01/16 17:15	7439-93-2	
Molybdenum	0.79J	ug/L	20.0	0.52	1	07/27/16 14:45	08/01/16 17:15	7439-98-7	B
200.8 MET ICPMS		Analytical Method: EPA 200.8 Preparation Method: EPA 200.8							
Antimony	<0.058	ug/L	1.0	0.058	1	07/27/16 14:45	07/28/16 10:54	7440-36-0	
Arsenic	4.1	ug/L	1.0	0.10	1	07/27/16 14:45	07/28/16 10:54	7440-38-2	
Cadmium	<0.029	ug/L	0.50	0.029	1	07/27/16 14:45	07/28/16 10:54	7440-43-9	
Chromium	1.1	ug/L	1.0	0.34	1	07/27/16 14:45	07/28/16 10:54	7440-47-3	
Selenium	<0.18	ug/L	1.0	0.18	1	07/27/16 14:45	07/28/16 10:54	7782-49-2	
Thallium	<0.50	ug/L	1.0	0.50	1	07/27/16 14:45	07/28/16 10:54	7440-28-0	
7470 Mercury		Analytical Method: EPA 7470 Preparation Method: EPA 7470							
Mercury	<0.039	ug/L	0.20	0.039	1	07/28/16 09:00	07/28/16 13:20	7439-97-6	
2540C Total Dissolved Solids		Analytical Method: SM 2540C							
Total Dissolved Solids	409	mg/L	5.0	5.0	1		07/29/16 10:21		
4500H+ pH, Electrometric		Analytical Method: SM 4500-H+B							
pH at 25 Degrees C	7.9	Std. Units	0.10	0.10	1		08/01/16 12:00		H6
300.0 IC Anions 28 Days		Analytical Method: EPA 300.0							
Chloride	3.8	mg/L	1.0	0.50	1		07/31/16 22:19	16887-00-6	
Fluoride	0.12J	mg/L	0.20	0.027	1		07/31/16 22:19	16984-48-8	
Sulfate	2.8	mg/L	1.0	0.15	1		07/31/16 22:19	14808-79-8	

REPORT OF LABORATORY ANALYSIS

This report shall not be reproduced, except in full,
without the written consent of Pace Analytical Services, Inc..

ANALYTICAL RESULTS

Project: AMEREN RUSH ISLAND ENERGY CTR

Pace Project No.: 60224349

Sample: R-MW-6 **Lab ID: 60224349006** Collected: 07/25/16 14:50 Received: 07/27/16 04:35 Matrix: Water

Parameters	Results	Units	PQL	MDL	DF	Prepared	Analyzed	CAS No.	Qual
200.7 Metals, Total		Analytical Method: EPA 200.7 Preparation Method: EPA 200.7							
Barium	119	ug/L	10.0	0.58	1	07/27/16 14:45	08/01/16 17:17	7440-39-3	
Beryllium	<0.26	ug/L	1.0	0.26	1	07/27/16 14:45	08/01/16 17:17	7440-41-7	
Boron	462	ug/L	100	50.0	1	07/27/16 14:45	08/01/16 17:17	7440-42-8	
Calcium	82300	ug/L	100	8.1	1	07/27/16 14:45	08/01/16 17:17	7440-70-2	
Cobalt	<0.72	ug/L	5.0	0.72	1	07/27/16 14:45	08/01/16 17:17	7440-48-4	
Lead	<2.5	ug/L	5.0	2.5	1	07/27/16 14:45	08/01/16 17:17	7439-92-1	
Lithium	<4.9	ug/L	10.0	4.9	1	07/27/16 14:45	08/01/16 17:17	7439-93-2	
Molybdenum	1.5J	ug/L	20.0	0.52	1	07/27/16 14:45	08/01/16 17:17	7439-98-7	B
200.8 MET ICPMS		Analytical Method: EPA 200.8 Preparation Method: EPA 200.8							
Antimony	0.14J	ug/L	1.0	0.058	1	07/27/16 14:45	07/28/16 10:58	7440-36-0	
Arsenic	0.62J	ug/L	1.0	0.10	1	07/27/16 14:45	07/28/16 10:58	7440-38-2	
Cadmium	<0.029	ug/L	0.50	0.029	1	07/27/16 14:45	07/28/16 10:58	7440-43-9	
Chromium	1.7	ug/L	1.0	0.34	1	07/27/16 14:45	07/28/16 10:58	7440-47-3	
Selenium	0.70J	ug/L	1.0	0.18	1	07/27/16 14:45	07/28/16 10:58	7782-49-2	
Thallium	<0.50	ug/L	1.0	0.50	1	07/27/16 14:45	07/28/16 10:58	7440-28-0	
7470 Mercury		Analytical Method: EPA 7470 Preparation Method: EPA 7470							
Mercury	<0.039	ug/L	0.20	0.039	1	07/28/16 09:00	07/28/16 13:22	7439-97-6	
2540C Total Dissolved Solids		Analytical Method: SM 2540C							
Total Dissolved Solids	324	mg/L	5.0	5.0	1		07/29/16 10:22		
4500H+ pH, Electrometric		Analytical Method: SM 4500-H+B							
pH at 25 Degrees C	7.8	Std. Units	0.10	0.10	1		08/01/16 12:00		H6
300.0 IC Anions 28 Days		Analytical Method: EPA 300.0							
Chloride	3.9	mg/L	1.0	0.50	1		07/31/16 22:34	16887-00-6	
Fluoride	0.15J	mg/L	0.20	0.027	1		07/31/16 22:34	16984-48-8	
Sulfate	35.7	mg/L	2.0	0.31	2		08/02/16 21:29	14808-79-8	

REPORT OF LABORATORY ANALYSIS

This report shall not be reproduced, except in full,
without the written consent of Pace Analytical Services, Inc..

ANALYTICAL RESULTS

Project: AMEREN RUSH ISLAND ENERGY CTR

Pace Project No.: 60224349

Sample: R-MW-7 **Lab ID: 60224349007** Collected: 07/25/16 11:00 Received: 07/27/16 04:35 Matrix: Water

Parameters	Results	Units	PQL	MDL	DF	Prepared	Analyzed	CAS No.	Qual
200.7 Metals, Total		Analytical Method: EPA 200.7 Preparation Method: EPA 200.7							
Barium	287	ug/L	10.0	0.58	1	07/27/16 14:45	08/01/16 17:20	7440-39-3	
Beryllium	<0.26	ug/L	1.0	0.26	1	07/27/16 14:45	08/01/16 17:20	7440-41-7	
Boron	2250	ug/L	100	50.0	1	07/27/16 14:45	08/01/16 17:20	7440-42-8	
Calcium	68700	ug/L	100	8.1	1	07/27/16 14:45	08/01/16 17:20	7440-70-2	
Cobalt	<0.72	ug/L	5.0	0.72	1	07/27/16 14:45	08/01/16 17:20	7440-48-4	
Lead	<2.5	ug/L	5.0	2.5	1	07/27/16 14:45	08/01/16 17:20	7439-92-1	
Lithium	34.4	ug/L	10.0	4.9	1	07/27/16 14:45	08/01/16 17:20	7439-93-2	
Molybdenum	185	ug/L	20.0	0.52	1	07/27/16 14:45	08/01/16 17:20	7439-98-7	
200.8 MET ICPMS		Analytical Method: EPA 200.8 Preparation Method: EPA 200.8							
Antimony	<0.058	ug/L	1.0	0.058	1	07/27/16 14:45	07/28/16 11:02	7440-36-0	
Arsenic	91.8	ug/L	1.0	0.10	1	07/27/16 14:45	07/28/16 11:02	7440-38-2	
Cadmium	<0.029	ug/L	0.50	0.029	1	07/27/16 14:45	07/28/16 11:02	7440-43-9	
Chromium	0.70J	ug/L	1.0	0.34	1	07/27/16 14:45	07/28/16 11:02	7440-47-3	
Selenium	<0.18	ug/L	1.0	0.18	1	07/27/16 14:45	07/28/16 11:02	7782-49-2	
Thallium	<0.50	ug/L	1.0	0.50	1	07/27/16 14:45	07/28/16 11:02	7440-28-0	
7470 Mercury		Analytical Method: EPA 7470 Preparation Method: EPA 7470							
Mercury	<0.039	ug/L	0.20	0.039	1	07/28/16 09:00	07/28/16 13:24	7439-97-6	
2540C Total Dissolved Solids		Analytical Method: SM 2540C							
Total Dissolved Solids	371	mg/L	5.0	5.0	1		07/29/16 10:22		
4500H+ pH, Electrometric		Analytical Method: SM 4500-H+B							
pH at 25 Degrees C	7.6	Std. Units	0.10	0.10	1		08/01/16 12:00		H6
300.0 IC Anions 28 Days		Analytical Method: EPA 300.0							
Chloride	12.0	mg/L	1.0	0.50	1		07/31/16 22:48	16887-00-6	
Fluoride	0.29	mg/L	0.20	0.027	1		07/31/16 22:48	16984-48-8	
Sulfate	42.8	mg/L	5.0	0.77	5		08/02/16 21:43	14808-79-8	

REPORT OF LABORATORY ANALYSIS

This report shall not be reproduced, except in full,
without the written consent of Pace Analytical Services, Inc..

ANALYTICAL RESULTS

Project: AMEREN RUSH ISLAND ENERGY CTR

Pace Project No.: 60224349

Sample: R-MW-B1 **Lab ID: 60224349008** Collected: 07/25/16 09:54 Received: 07/27/16 04:35 Matrix: Water

Parameters	Results	Units	PQL	MDL	DF	Prepared	Analyzed	CAS No.	Qual
200.7 Metals, Total		Analytical Method: EPA 200.7 Preparation Method: EPA 200.7							
Barium	496	ug/L	10.0	0.58	1	07/27/16 14:45	08/01/16 17:22	7440-39-3	
Beryllium	<0.26	ug/L	1.0	0.26	1	07/27/16 14:45	08/01/16 17:22	7440-41-7	
Boron	115	ug/L	100	50.0	1	07/27/16 14:45	08/01/16 17:22	7440-42-8	
Calcium	146000	ug/L	100	8.1	1	07/27/16 14:45	08/01/16 17:22	7440-70-2	
Cobalt	<0.72	ug/L	5.0	0.72	1	07/27/16 14:45	08/01/16 17:22	7440-48-4	
Lead	<2.5	ug/L	5.0	2.5	1	07/27/16 14:45	08/01/16 17:22	7439-92-1	
Lithium	62.9	ug/L	10.0	4.9	1	07/27/16 14:45	08/01/16 17:22	7439-93-2	
Molybdenum	0.55J	ug/L	20.0	0.52	1	07/27/16 14:45	08/01/16 17:22	7439-98-7	B
200.8 MET ICPMS		Analytical Method: EPA 200.8 Preparation Method: EPA 200.8							
Antimony	<0.058	ug/L	1.0	0.058	1	07/27/16 14:45	07/28/16 11:07	7440-36-0	
Arsenic	24.3	ug/L	1.0	0.10	1	07/27/16 14:45	07/28/16 11:07	7440-38-2	
Cadmium	<0.029	ug/L	0.50	0.029	1	07/27/16 14:45	07/28/16 11:07	7440-43-9	
Chromium	1.8	ug/L	1.0	0.34	1	07/27/16 14:45	07/28/16 11:07	7440-47-3	
Selenium	<0.18	ug/L	1.0	0.18	1	07/27/16 14:45	07/28/16 11:07	7782-49-2	
Thallium	<0.50	ug/L	1.0	0.50	1	07/27/16 14:45	07/28/16 11:07	7440-28-0	
7470 Mercury		Analytical Method: EPA 7470 Preparation Method: EPA 7470							
Mercury	<0.039	ug/L	0.20	0.039	1	07/28/16 09:00	07/28/16 13:31	7439-97-6	
2540C Total Dissolved Solids		Analytical Method: SM 2540C							
Total Dissolved Solids	712	mg/L	5.0	5.0	1		07/29/16 10:23		
4500H+ pH, Electrometric		Analytical Method: SM 4500-H+B							
pH at 25 Degrees C	7.4	Std. Units	0.10	0.10	1		08/01/16 12:00		H6
300.0 IC Anions 28 Days		Analytical Method: EPA 300.0							
Chloride	55.7	mg/L	5.0	2.5	5		08/02/16 21:58	16887-00-6	
Fluoride	0.14J	mg/L	0.20	0.027	1		07/31/16 23:02	16984-48-8	
Sulfate	40.1	mg/L	5.0	0.77	5		08/02/16 21:58	14808-79-8	

REPORT OF LABORATORY ANALYSIS

This report shall not be reproduced, except in full,
without the written consent of Pace Analytical Services, Inc..

ANALYTICAL RESULTS

Project: AMEREN RUSH ISLAND ENERGY CTR

Pace Project No.: 60224349

Sample: R-MW-B2 **Lab ID: 60224349009** Collected: 07/26/16 11:03 Received: 07/27/16 04:35 Matrix: Water

Parameters	Results	Units	PQL	MDL	DF	Prepared	Analyzed	CAS No.	Qual
200.7 Metals, Total		Analytical Method: EPA 200.7 Preparation Method: EPA 200.7							
Barium	382	ug/L	10.0	0.58	1	07/27/16 14:45	08/01/16 17:24	7440-39-3	
Beryllium	<0.26	ug/L	1.0	0.26	1	07/27/16 14:45	08/01/16 17:24	7440-41-7	
Boron	<50.0	ug/L	100	50.0	1	07/27/16 14:45	08/01/16 17:24	7440-42-8	
Calcium	98500	ug/L	100	8.1	1	07/27/16 14:45	08/01/16 17:24	7440-70-2	
Cobalt	<0.72	ug/L	5.0	0.72	1	07/27/16 14:45	08/01/16 17:24	7440-48-4	
Lead	<2.5	ug/L	5.0	2.5	1	07/27/16 14:45	08/01/16 17:24	7439-92-1	
Lithium	9.6J	ug/L	10.0	4.9	1	07/27/16 14:45	08/01/16 17:24	7439-93-2	
Molybdenum	0.94J	ug/L	20.0	0.52	1	07/27/16 14:45	08/01/16 17:24	7439-98-7	B
200.8 MET ICPMS		Analytical Method: EPA 200.8 Preparation Method: EPA 200.8							
Antimony	<0.058	ug/L	1.0	0.058	1	07/27/16 14:45	07/28/16 11:11	7440-36-0	
Arsenic	2.8	ug/L	1.0	0.10	1	07/27/16 14:45	07/28/16 11:11	7440-38-2	
Cadmium	<0.029	ug/L	0.50	0.029	1	07/27/16 14:45	07/28/16 11:11	7440-43-9	
Chromium	0.60J	ug/L	1.0	0.34	1	07/27/16 14:45	07/28/16 11:11	7440-47-3	
Selenium	<0.18	ug/L	1.0	0.18	1	07/27/16 14:45	07/28/16 11:11	7782-49-2	
Thallium	<0.50	ug/L	1.0	0.50	1	07/27/16 14:45	07/28/16 11:11	7440-28-0	
7470 Mercury		Analytical Method: EPA 7470 Preparation Method: EPA 7470							
Mercury	<0.039	ug/L	0.20	0.039	1	07/28/16 09:00	07/28/16 13:33	7439-97-6	
2540C Total Dissolved Solids		Analytical Method: SM 2540C							
Total Dissolved Solids	410	mg/L	5.0	5.0	1		07/29/16 10:28		
4500H+ pH, Electrometric		Analytical Method: SM 4500-H+B							
pH at 25 Degrees C	7.9	Std. Units	0.10	0.10	1		08/01/16 12:00		H6
300.0 IC Anions 28 Days		Analytical Method: EPA 300.0							
Chloride	29.5	mg/L	2.0	1.0	2		08/02/16 22:12	16887-00-6	
Fluoride	0.14J	mg/L	0.20	0.027	1		07/31/16 23:17	16984-48-8	
Sulfate	5.5	mg/L	1.0	0.15	1		07/31/16 23:17	14808-79-8	

REPORT OF LABORATORY ANALYSIS

This report shall not be reproduced, except in full,
without the written consent of Pace Analytical Services, Inc..

ANALYTICAL RESULTS

Project: AMEREN RUSH ISLAND ENERGY CTR

Pace Project No.: 60224349

Sample: R-DUP-1 **Lab ID: 60224349010** Collected: 07/25/16 08:00 Received: 07/27/16 04:35 Matrix: Water

Parameters	Results	Units	PQL	MDL	DF	Prepared	Analyzed	CAS No.	Qual
200.7 Metals, Total		Analytical Method: EPA 200.7 Preparation Method: EPA 200.7							
Barium	14.8	ug/L	10.0	0.58	1	07/27/16 14:45	08/01/16 17:26	7440-39-3	
Beryllium	<0.26	ug/L	1.0	0.26	1	07/27/16 14:45	08/01/16 17:26	7440-41-7	
Boron	2680	ug/L	100	50.0	1	07/27/16 14:45	08/01/16 17:26	7440-42-8	
Calcium	36800	ug/L	100	8.1	1	07/27/16 14:45	08/01/16 17:26	7440-70-2	
Cobalt	<0.72	ug/L	5.0	0.72	1	07/27/16 14:45	08/01/16 17:26	7440-48-4	
Lead	<2.5	ug/L	5.0	2.5	1	07/27/16 14:45	08/01/16 17:26	7439-92-1	
Lithium	<4.9	ug/L	10.0	4.9	1	07/27/16 14:45	08/01/16 17:26	7439-93-2	
Molybdenum	56.3	ug/L	20.0	0.52	1	07/27/16 14:45	08/01/16 17:26	7439-98-7	
200.8 MET ICPMS		Analytical Method: EPA 200.8 Preparation Method: EPA 200.8							
Antimony	0.99J	ug/L	1.0	0.058	1	07/27/16 14:45	07/28/16 11:15	7440-36-0	
Arsenic	9.2	ug/L	1.0	0.10	1	07/27/16 14:45	07/28/16 11:15	7440-38-2	
Cadmium	<0.029	ug/L	0.50	0.029	1	07/27/16 14:45	07/28/16 11:15	7440-43-9	
Chromium	0.94J	ug/L	1.0	0.34	1	07/27/16 14:45	07/28/16 11:15	7440-47-3	
Selenium	12.4	ug/L	1.0	0.18	1	07/27/16 14:45	07/28/16 11:15	7782-49-2	
Thallium	<0.50	ug/L	1.0	0.50	1	07/27/16 14:45	07/28/16 11:15	7440-28-0	
7470 Mercury		Analytical Method: EPA 7470 Preparation Method: EPA 7470							
Mercury	<0.039	ug/L	0.20	0.039	1	07/28/16 09:00	07/28/16 13:35	7439-97-6	
2540C Total Dissolved Solids		Analytical Method: SM 2540C							
Total Dissolved Solids	422	mg/L	5.0	5.0	1		07/29/16 10:26		
4500H+ pH, Electrometric		Analytical Method: SM 4500-H+B							
pH at 25 Degrees C	9.4	Std. Units	0.10	0.10	1		08/01/16 12:00		H6
300.0 IC Anions 28 Days		Analytical Method: EPA 300.0							
Chloride	19.5	mg/L	2.0	1.0	2		08/02/16 22:27	16887-00-6	
Fluoride	0.40	mg/L	0.20	0.027	1		07/31/16 23:31	16984-48-8	
Sulfate	228	mg/L	20.0	3.1	20		08/02/16 22:41	14808-79-8	

REPORT OF LABORATORY ANALYSIS

This report shall not be reproduced, except in full,
without the written consent of Pace Analytical Services, Inc..

ANALYTICAL RESULTS

Project: AMEREN RUSH ISLAND ENERGY CTR

Pace Project No.: 60224349

Sample: R-FB-1 **Lab ID:** 60224349011 Collected: 07/25/16 14:25 Received: 07/27/16 04:35 Matrix: Water

Parameters	Results	Units	PQL	MDL	DF	Prepared	Analyzed	CAS No.	Qual
200.7 Metals, Total		Analytical Method: EPA 200.7 Preparation Method: EPA 200.7							
Barium	<0.58	ug/L	10.0	0.58	1	07/27/16 14:45	08/01/16 17:33	7440-39-3	
Beryllium	<0.26	ug/L	1.0	0.26	1	07/27/16 14:45	08/01/16 17:33	7440-41-7	
Boron	<50.0	ug/L	100	50.0	1	07/27/16 14:45	08/01/16 17:33	7440-42-8	
Calcium	<8.1	ug/L	100	8.1	1	07/27/16 14:45	08/01/16 17:33	7440-70-2	
Cobalt	<0.72	ug/L	5.0	0.72	1	07/27/16 14:45	08/01/16 17:33	7440-48-4	
Lead	<2.5	ug/L	5.0	2.5	1	07/27/16 14:45	08/01/16 17:33	7439-92-1	
Lithium	<4.9	ug/L	10.0	4.9	1	07/27/16 14:45	08/01/16 17:33	7439-93-2	
Molybdenum	<0.52	ug/L	20.0	0.52	1	07/27/16 14:45	08/01/16 17:33	7439-98-7	
200.8 MET ICPMS		Analytical Method: EPA 200.8 Preparation Method: EPA 200.8							
Antimony	<0.058	ug/L	1.0	0.058	1	07/27/16 14:45	07/28/16 10:45	7440-36-0	
Arsenic	<0.10	ug/L	1.0	0.10	1	07/27/16 14:45	07/28/16 10:45	7440-38-2	
Cadmium	<0.029	ug/L	0.50	0.029	1	07/27/16 14:45	07/28/16 10:45	7440-43-9	
Chromium	1.0	ug/L	1.0	0.34	1	07/27/16 14:45	07/28/16 10:45	7440-47-3	
Selenium	<0.18	ug/L	1.0	0.18	1	07/27/16 14:45	07/28/16 10:45	7782-49-2	
Thallium	<0.50	ug/L	1.0	0.50	1	07/27/16 14:45	07/28/16 10:45	7440-28-0	
7470 Mercury		Analytical Method: EPA 7470 Preparation Method: EPA 7470							
Mercury	<0.039	ug/L	0.20	0.039	1	07/28/16 09:00	07/28/16 13:37	7439-97-6	
2540C Total Dissolved Solids		Analytical Method: SM 2540C							
Total Dissolved Solids	<5.0	mg/L	5.0	5.0	1		07/29/16 10:27		
4500H+ pH, Electrometric		Analytical Method: SM 4500-H+B							
pH at 25 Degrees C	4.7	Std. Units	0.10	0.10	1		08/03/16 10:00		H6
300.0 IC Anions 28 Days		Analytical Method: EPA 300.0							
Chloride	<0.50	mg/L	1.0	0.50	1		07/31/16 23:46	16887-00-6	
Fluoride	<0.027	mg/L	0.20	0.027	1		07/31/16 23:46	16984-48-8	
Sulfate	<0.15	mg/L	1.0	0.15	1		07/31/16 23:46	14808-79-8	

REPORT OF LABORATORY ANALYSIS

This report shall not be reproduced, except in full,
without the written consent of Pace Analytical Services, Inc..

QUALITY CONTROL DATA

Project: AMEREN RUSH ISLAND ENERGY CTR

Pace Project No.: 60224349

QC Batch: 440310

Analysis Method: EPA 7470

QC Batch Method: EPA 7470

Analysis Description: 7470 Mercury

Associated Lab Samples: 60224349001, 60224349002, 60224349003, 60224349004, 60224349005, 60224349006, 60224349007, 60224349008, 60224349009, 60224349010, 60224349011

METHOD BLANK: 1801372

Matrix: Water

Associated Lab Samples: 60224349001, 60224349002, 60224349003, 60224349004, 60224349005, 60224349006, 60224349007, 60224349008, 60224349009, 60224349010, 60224349011

Parameter	Units	Blank Result	Reporting Limit	MDL	Analyzed	Qualifiers
Mercury	ug/L	<0.039	0.20	0.039	07/28/16 13:04	

LABORATORY CONTROL SAMPLE: 1801373

Parameter	Units	Spike Conc.	LCS Result	LCS % Rec	% Rec Limits	Qualifiers
Mercury	ug/L	5	5.2	104	80-120	

MATRIX SPIKE & MATRIX SPIKE DUPLICATE: 1801374 1801375

Parameter	Units	60224349003 Result	MS Spike Conc.	MSD Spike Conc.	MS Result	MSD Result	MS % Rec	MSD % Rec	% Rec Limits	RPD	Max RPD	Qual
Mercury	ug/L	<0.039	5	5	3.0	3.2	59	64	75-125	7	20	M1

Results presented on this page are in the units indicated by the "Units" column except where an alternate unit is presented to the right of the result.

REPORT OF LABORATORY ANALYSIS

This report shall not be reproduced, except in full,
without the written consent of Pace Analytical Services, Inc..

QUALITY CONTROL DATA

Project: AMEREN RUSH ISLAND ENERGY CTR

Pace Project No.: 60224349

QC Batch:	440260	Analysis Method:	EPA 200.7
QC Batch Method:	EPA 200.7	Analysis Description:	200.7 Metals, Total
Associated Lab Samples:	60224349001, 60224349002, 60224349003, 60224349004, 60224349005, 60224349006, 60224349007, 60224349008, 60224349009, 60224349010, 60224349011		

METHOD BLANK:	1801123	Matrix:	Water
Associated Lab Samples:	60224349001, 60224349002, 60224349003, 60224349004, 60224349005, 60224349006, 60224349007, 60224349008, 60224349009, 60224349010, 60224349011		

Parameter	Units	Blank Result	Reporting Limit	MDL	Analyzed	Qualifiers
Barium	ug/L	<0.58	10.0	0.58	08/01/16 16:52	
Beryllium	ug/L	<0.26	1.0	0.26	08/01/16 16:52	
Boron	ug/L	<50.0	100	50.0	08/01/16 16:52	
Calcium	ug/L	14.5J	100	8.1	08/01/16 16:52	
Cobalt	ug/L	<0.72	5.0	0.72	08/01/16 16:52	
Lead	ug/L	<2.5	5.0	2.5	08/01/16 16:52	
Lithium	ug/L	<4.9	10.0	4.9	08/01/16 16:52	
Molybdenum	ug/L	0.54J	20.0	0.52	08/01/16 16:52	

Parameter	Units	Spike Conc.	LCS Result	LCS % Rec	% Rec Limits	Qualifiers
Barium	ug/L	1000	1010	101	85-115	
Beryllium	ug/L	1000	981	98	85-115	
Boron	ug/L	1000	956	96	85-115	
Calcium	ug/L	10000	9500	95	85-115	
Cobalt	ug/L	1000	1020	102	85-115	
Lead	ug/L	1000	1000	100	85-115	
Lithium	ug/L	1000	986	99	85-115	
Molybdenum	ug/L	1000	1070	107	85-115	

Parameter	Units	60224349001 Result	Spike Conc.	MS Result	MS % Rec	% Rec Limits	Qualifiers
Barium	ug/L	15.1	1000	996	98	70-130	
Beryllium	ug/L	<0.26	1000	966	97	70-130	
Boron	ug/L	2750	1000	3660	91	70-130	
Calcium	ug/L	37700	10000	45800	82	70-130	
Cobalt	ug/L	<0.72	1000	1000	100	70-130	
Lead	ug/L	<2.5	1000	958	96	70-130	
Lithium	ug/L	<4.9	1000	996	100	70-130	
Molybdenum	ug/L	57.7	1000	1120	106	70-130	

Results presented on this page are in the units indicated by the "Units" column except where an alternate unit is presented to the right of the result.

REPORT OF LABORATORY ANALYSIS

This report shall not be reproduced, except in full,
without the written consent of Pace Analytical Services, Inc..

QUALITY CONTROL DATA

Project: AMEREN RUSH ISLAND ENERGY CTR

Pace Project No.: 60224349

Parameter	Units	60224349003		1801126		1801127		% Rec	% Rec	% Rec	Limits	RPD	Max RPD	Qual
		Result	MS Spike Conc.	MSD Spike Conc.	MS Result	MSD Result	MS % Rec							
Barium	ug/L	16.0	1000	1000	1010	984	99	97	70-130	2	20			
Beryllium	ug/L	<0.26	1000	1000	987	965	99	97	70-130	2	20			
Boron	ug/L	14100	1000	1000	14500	14400	46	32	70-130	1	20	M1		
Calcium	ug/L	5760	10000	10000	15000	14700	92	89	70-130	2	20			
Cobalt	ug/L	<0.72	1000	1000	1010	988	101	99	70-130	2	20			
Lead	ug/L	3.4J	1000	1000	962	947	96	94	70-130	2	20			
Lithium	ug/L	<4.9	1000	1000	1020	993	102	99	70-130	2	20			
Molybdenum	ug/L	811	1000	1000	1850	1810	104	100	70-130	2	20			

Results presented on this page are in the units indicated by the "Units" column except where an alternate unit is presented to the right of the result.

REPORT OF LABORATORY ANALYSIS

This report shall not be reproduced, except in full,
without the written consent of Pace Analytical Services, Inc..

QUALITY CONTROL DATA

Project: AMEREN RUSH ISLAND ENERGY CTR

Pace Project No.: 60224349

QC Batch:	440261	Analysis Method:	EPA 200.8
QC Batch Method:	EPA 200.8	Analysis Description:	200.8 MET
Associated Lab Samples:	60224349001, 60224349002, 60224349003, 60224349004, 60224349005, 60224349006, 60224349007, 60224349008, 60224349009, 60224349010, 60224349011		

METHOD BLANK:	1801128	Matrix:	Water
Associated Lab Samples:	60224349001, 60224349002, 60224349003, 60224349004, 60224349005, 60224349006, 60224349007, 60224349008, 60224349009, 60224349010, 60224349011		

Parameter	Units	Blank Result	Reporting Limit	MDL	Analyzed	Qualifiers
Antimony	ug/L	<0.058	1.0	0.058	07/28/16 09:54	
Arsenic	ug/L	<0.10	1.0	0.10	07/28/16 09:54	
Cadmium	ug/L	<0.029	0.50	0.029	07/28/16 09:54	
Chromium	ug/L	<0.34	1.0	0.34	07/28/16 09:54	
Selenium	ug/L	<0.18	1.0	0.18	07/28/16 09:54	
Thallium	ug/L	<0.50	1.0	0.50	07/28/16 09:54	

LABORATORY CONTROL SAMPLE: 1801129

Parameter	Units	Spike Conc.	LCS Result	LCS % Rec	% Rec Limits	Qualifiers
Antimony	ug/L	40	41.1	103	85-115	
Arsenic	ug/L	40	42.3	106	85-115	
Cadmium	ug/L	40	41.6	104	85-115	
Chromium	ug/L	40	42.2	105	85-115	
Selenium	ug/L	40	42.2	106	85-115	
Thallium	ug/L	40	38.3	96	85-115	

MATRIX SPIKE SAMPLE: 1801130

Parameter	Units	60224349002 Result	Spike Conc.	MS Result	MS % Rec	% Rec Limits	Qualifiers
Antimony	ug/L	5.0	40	45.5	101	70-130	
Arsenic	ug/L	238	40	277	98	70-130	
Cadmium	ug/L	0.26J	40	39.1	97	70-130	
Chromium	ug/L	0.96J	40	41.6	101	70-130	
Selenium	ug/L	1.5	40	22.0	51	70-130 M1	
Thallium	ug/L	<0.50	40	40.0	100	70-130	

MATRIX SPIKE SAMPLE: 1801131

Parameter	Units	60224349003 Result	Spike Conc.	MS Result	MS % Rec	% Rec Limits	Qualifiers
Antimony	ug/L	0.13J	40	41.2	103	70-130	
Arsenic	ug/L	64.0	40	102	95	70-130	
Cadmium	ug/L	<0.029	40	39.4	99	70-130	
Chromium	ug/L	1.5	40	43.0	104	70-130	
Selenium	ug/L	0.70J	40	26.4	64	70-130 M1	

Results presented on this page are in the units indicated by the "Units" column except where an alternate unit is presented to the right of the result.

REPORT OF LABORATORY ANALYSIS

This report shall not be reproduced, except in full,
without the written consent of Pace Analytical Services, Inc..

QUALITY CONTROL DATA

Project: AMEREN RUSH ISLAND ENERGY CTR

Pace Project No.: 60224349

MATRIX SPIKE SAMPLE:		1801131					
Parameter	Units	60224349003 Result	Spike Conc.	MS Result	MS % Rec	% Rec Limits	Qualifiers
Thallium	ug/L	<0.50	40	40.3	101	70-130	

Results presented on this page are in the units indicated by the "Units" column except where an alternate unit is presented to the right of the result.

REPORT OF LABORATORY ANALYSIS

This report shall not be reproduced, except in full,
without the written consent of Pace Analytical Services, Inc..

QUALITY CONTROL DATA

Project: AMEREN RUSH ISLAND ENERGY CTR

Pace Project No.: 60224349

QC Batch:	440514	Analysis Method:	SM 2540C
QC Batch Method:	SM 2540C	Analysis Description:	2540C Total Dissolved Solids
Associated Lab Samples:	60224349001, 60224349002, 60224349003, 60224349004, 60224349005, 60224349006, 60224349007, 60224349008, 60224349009, 60224349010, 60224349011		

METHOD BLANK:	1802310	Matrix:	Water
Associated Lab Samples:	60224349001, 60224349002, 60224349003, 60224349004, 60224349005, 60224349006, 60224349007, 60224349008, 60224349009, 60224349010, 60224349011		

Parameter	Units	Blank Result	Reporting Limit	MDL	Analyzed	Qualifiers
Total Dissolved Solids	mg/L	<5.0	5.0	5.0	07/29/16 10:13	

LABORATORY CONTROL SAMPLE: 1802311

Parameter	Units	Spike Conc.	LCS Result	LCS % Rec	% Rec Limits	Qualifiers
Total Dissolved Solids	mg/L	1000	979	98	80-120	

SAMPLE DUPLICATE: 1802312

Parameter	Units	60224253001 Result	Dup Result	RPD	Max RPD	Qualifiers
Total Dissolved Solids	mg/L	347	351	1	10	

SAMPLE DUPLICATE: 1802313

Parameter	Units	60224349003 Result	Dup Result	RPD	Max RPD	Qualifiers
Total Dissolved Solids	mg/L	705	709	1	10	

Results presented on this page are in the units indicated by the "Units" column except where an alternate unit is presented to the right of the result.

REPORT OF LABORATORY ANALYSIS

This report shall not be reproduced, except in full,
without the written consent of Pace Analytical Services, Inc..

QUALITY CONTROL DATA

Project: AMEREN RUSH ISLAND ENERGY CTR

Pace Project No.: 60224349

QC Batch: 440847 Analysis Method: SM 4500-H+B

QC Batch Method: SM 4500-H+B Analysis Description: 4500H+B pH

Associated Lab Samples: 60224349001, 60224349002, 60224349003, 60224349004, 60224349005, 60224349006, 60224349007, 60224349008, 60224349009, 60224349010

SAMPLE DUPLICATE: 1803649

Parameter	Units	60224349003 Result	Dup Result	RPD	Max RPD	Qualifiers
pH at 25 Degrees C	Std. Units	9.5	9.5	0	5	H6

Results presented on this page are in the units indicated by the "Units" column except where an alternate unit is presented to the right of the result.

REPORT OF LABORATORY ANALYSIS

This report shall not be reproduced, except in full,
without the written consent of Pace Analytical Services, Inc..

QUALITY CONTROL DATA

Project: AMEREN RUSH ISLAND ENERGY CTR

Pace Project No.: 60224349

QC Batch: 441159 Analysis Method: SM 4500-H+B

QC Batch Method: SM 4500-H+B Analysis Description: 4500H+B pH

Associated Lab Samples: 60224349011

SAMPLE DUPLICATE: 1804697

Parameter	Units	60224349011 Result	Dup Result	RPD	Max RPD	Qualifiers
pH at 25 Degrees C	Std. Units	4.7	4.7	0	5	H6

Results presented on this page are in the units indicated by the "Units" column except where an alternate unit is presented to the right of the result.

REPORT OF LABORATORY ANALYSIS

This report shall not be reproduced, except in full,
without the written consent of Pace Analytical Services, Inc..

QUALITY CONTROL DATA

Project: AMEREN RUSH ISLAND ENERGY CTR

Pace Project No.: 60224349

QC Batch:	440720	Analysis Method:	EPA 300.0
QC Batch Method:	EPA 300.0	Analysis Description:	300.0 IC Anions
Associated Lab Samples:	60224349001, 60224349002, 60224349003, 60224349004, 60224349005, 60224349006, 60224349007, 60224349008, 60224349009, 60224349010, 60224349011		

METHOD BLANK:	1803307	Matrix:	Water
Associated Lab Samples:	60224349001, 60224349002, 60224349003, 60224349004, 60224349005, 60224349006, 60224349007, 60224349008, 60224349009, 60224349010, 60224349011		

Parameter	Units	Blank Result	Reporting Limit	MDL	Analyzed	Qualifiers
Chloride	mg/L	<0.50	1.0	0.50	07/31/16 19:41	
Fluoride	mg/L	<0.027	0.20	0.027	07/31/16 19:41	
Sulfate	mg/L	<0.15	1.0	0.15	07/31/16 19:41	

LABORATORY CONTROL SAMPLE: 1803308

Parameter	Units	Spike Conc.	LCS Result	LCS % Rec	% Rec Limits	Qualifiers
Chloride	mg/L	5	4.8	96	90-110	
Fluoride	mg/L	2.5	2.5	100	90-110	
Sulfate	mg/L	5	4.9	99	90-110	

MATRIX SPIKE & MATRIX SPIKE DUPLICATE: 1803309 1803310

Parameter	Units	60224349001 Result	MS Spike Conc.	MSD Spike Conc.	MS Result	MSD Result	MS % Rec	MSD % Rec	% Rec Limits	Max RPD	Qual
Fluoride	mg/L	0.40	2.5	2.5	2.7	2.8	93	94	80-120	1	15

MATRIX SPIKE SAMPLE: 1803311

Parameter	Units	60224349003 Result	Spike Conc.	MS Result	MS % Rec	% Rec Limits	Qualifiers
Fluoride	mg/L	0.74	2.5	2.9	88	80-120	

Results presented on this page are in the units indicated by the "Units" column except where an alternate unit is presented to the right of the result.

REPORT OF LABORATORY ANALYSIS

This report shall not be reproduced, except in full, without the written consent of Pace Analytical Services, Inc..

QUALITY CONTROL DATA

Project: AMEREN RUSH ISLAND ENERGY CTR

Pace Project No.: 60224349

QC Batch:	440989	Analysis Method:	EPA 300.0
QC Batch Method:	EPA 300.0	Analysis Description:	300.0 IC Anions
Associated Lab Samples:	60224349001, 60224349002, 60224349003, 60224349004, 60224349006, 60224349007, 60224349008, 60224349009, 60224349010		

METHOD BLANK:	1803969	Matrix:	Water
Associated Lab Samples:	60224349001, 60224349002, 60224349003, 60224349004, 60224349006, 60224349007, 60224349008, 60224349009, 60224349010		

Parameter	Units	Blank Result	Reporting Limit	MDL	Analyzed	Qualifiers
Chloride	mg/L	<0.50	1.0	0.50	08/02/16 08:57	
Sulfate	mg/L	<0.15	1.0	0.15	08/02/16 08:57	

LABORATORY CONTROL SAMPLE:		1803970				
Parameter	Units	Spike Conc.	LCS Result	LCS % Rec	% Rec Limits	Qualifiers
Chloride	mg/L	5	4.7	95	90-110	
Sulfate	mg/L	5	4.9	98	90-110	

MATRIX SPIKE SAMPLE:		1803971					
Parameter	Units	60223486008 Result	Spike Conc.	MS Result	MS % Rec	% Rec Limits	Qualifiers
Chloride	mg/L	18.4	10	27.5	91	80-120	
Sulfate	mg/L	338	250	574	95	80-120	

MATRIX SPIKE SAMPLE:		1803972					
Parameter	Units	60224349003 Result	Spike Conc.	MS Result	MS % Rec	% Rec Limits	Qualifiers
Chloride	mg/L	28.3	10	36.9	86	80-120	
Sulfate	mg/L	174	100	266	92	80-120	

Results presented on this page are in the units indicated by the "Units" column except where an alternate unit is presented to the right of the result.

REPORT OF LABORATORY ANALYSIS

This report shall not be reproduced, except in full,
without the written consent of Pace Analytical Services, Inc..

ANALYTICAL RESULTS - RADIOCHEMISTRY

Project: AMEREN RUSH ISLAND ENERGY CTR

Pace Project No.: 60224349

Sample: R-MW-1 **Lab ID: 60224349001** Collected: 07/25/16 14:33 Received: 07/27/16 04:35 Matrix: Water
PWS: Site ID: Sample Type:

Parameters	Method	Act ± Unc (MDC) Carr Trac	Units	Analyzed	CAS No.	Qual
Radium-226	EPA 903.1	0.205 ± 0.519 (0.963) C:NA T:80%	pCi/L	08/18/16 10:32	13982-63-3	
Radium-228	EPA 904.0	0.134 ± 0.267 (0.589) C:79% T:90%	pCi/L	08/17/16 16:04	15262-20-1	

REPORT OF LABORATORY ANALYSIS

This report shall not be reproduced, except in full,
without the written consent of Pace Analytical Services, Inc..

ANALYTICAL RESULTS - RADIOCHEMISTRY

Project: AMEREN RUSH ISLAND ENERGY CTR

Pace Project No.: 60224349

Sample: R-MW-2 **Lab ID: 60224349002** Collected: 07/26/16 09:49 Received: 07/27/16 04:35 Matrix: Water
PWS: Site ID: Sample Type:

Parameters	Method	Act ± Unc (MDC) Carr Trac	Units	Analyzed	CAS No.	Qual
Radium-226	EPA 903.1	0.514 ± 0.481 (0.681) C:NA T:81%	pCi/L	08/18/16 11:39	13982-63-3	
Radium-228	EPA 904.0	0.405 ± 0.303 (0.583) C:80% T:80%	pCi/L	08/17/16 16:04	15262-20-1	

REPORT OF LABORATORY ANALYSIS

This report shall not be reproduced, except in full,
without the written consent of Pace Analytical Services, Inc..

ANALYTICAL RESULTS - RADIOCHEMISTRY

Project: AMEREN RUSH ISLAND ENERGY CTR

Pace Project No.: 60224349

Sample: R-MW-3 **Lab ID: 60224349003** Collected: 07/25/16 13:00 Received: 07/27/16 04:35 Matrix: Water
PWS: Site ID: Sample Type:

Parameters	Method	Act ± Unc (MDC) Carr Trac	Units	Analyzed	CAS No.	Qual
Radium-226	EPA 903.1	-0.246 ± 0.383 (0.925) C:NA T:93%	pCi/L	08/18/16 11:23	13982-63-3	
Radium-228	EPA 904.0	0.223 ± 0.285 (0.605) C:75% T:86%	pCi/L	08/17/16 16:04	15262-20-1	

REPORT OF LABORATORY ANALYSIS

This report shall not be reproduced, except in full,
without the written consent of Pace Analytical Services, Inc..

ANALYTICAL RESULTS - RADIOCHEMISTRY

Project: AMEREN RUSH ISLAND ENERGY CTR

Pace Project No.: 60224349

Sample: R-MW-4 **Lab ID: 60224349004** Collected: 07/25/16 11:27 Received: 07/27/16 04:35 Matrix: Water
PWS: Site ID: Sample Type:

Parameters	Method	Act ± Unc (MDC) Carr Trac	Units	Analyzed	CAS No.	Qual
Radium-226	EPA 903.1	0.0592 ± 0.450 (0.889) C:NA T:91%	pCi/L	08/18/16 11:06	13982-63-3	
Radium-228	EPA 904.0	0.546 ± 0.323 (0.593) C:79% T:92%	pCi/L	08/17/16 16:04	15262-20-1	

REPORT OF LABORATORY ANALYSIS

This report shall not be reproduced, except in full,
without the written consent of Pace Analytical Services, Inc..

ANALYTICAL RESULTS - RADIOCHEMISTRY

Project: AMEREN RUSH ISLAND ENERGY CTR

Pace Project No.: 60224349

Sample: R-MW-5 **Lab ID: 60224349005** Collected: 07/25/16 09:50 Received: 07/27/16 04:35 Matrix: Water
PWS: Site ID: Sample Type:

Parameters	Method	Act ± Unc (MDC) Carr Trac	Units	Analyzed	CAS No.	Qual
Radium-226	EPA 903.1	-0.072 ± 0.375 (0.869) C:NA T:90%	pCi/L	08/18/16 12:03	13982-63-3	
Radium-228	EPA 904.0	0.386 ± 0.252 (0.475) C:81% T:107%	pCi/L	08/17/16 16:05	15262-20-1	

REPORT OF LABORATORY ANALYSIS

This report shall not be reproduced, except in full,
without the written consent of Pace Analytical Services, Inc..

ANALYTICAL RESULTS - RADIOCHEMISTRY

Project: AMEREN RUSH ISLAND ENERGY CTR

Pace Project No.: 60224349

Sample: R-MW-6 **Lab ID: 60224349006** Collected: 07/25/16 14:50 Received: 07/27/16 04:35 Matrix: Water
PWS: Site ID: Sample Type:

Parameters	Method	Act ± Unc (MDC) Carr Trac	Units	Analyzed	CAS No.	Qual
Radium-226	EPA 903.1	0.114 ± 0.353 (0.684) C:NA T:94%	pCi/L	08/18/16 11:24	13982-63-3	
Radium-228	EPA 904.0	0.529 ± 0.264 (0.428) C:85% T:89%	pCi/L	08/17/16 16:05	15262-20-1	

REPORT OF LABORATORY ANALYSIS

This report shall not be reproduced, except in full,
without the written consent of Pace Analytical Services, Inc..

ANALYTICAL RESULTS - RADIOCHEMISTRY

Project: AMEREN RUSH ISLAND ENERGY CTR

Pace Project No.: 60224349

Sample: R-MW-7 **Lab ID: 60224349007** Collected: 07/25/16 11:00 Received: 07/27/16 04:35 Matrix: Water
PWS: Site ID: Sample Type:

Parameters	Method	Act ± Unc (MDC) Carr Trac	Units	Analyzed	CAS No.	Qual
Radium-226	EPA 903.1	0.417 ± 0.423 (0.641) C:NA T:96%	pCi/L	08/18/16 11:51	13982-63-3	
Radium-228	EPA 904.0	0.695 ± 0.308 (0.490) C:85% T:90%	pCi/L	08/17/16 16:05	15262-20-1	

REPORT OF LABORATORY ANALYSIS

This report shall not be reproduced, except in full,
without the written consent of Pace Analytical Services, Inc..

ANALYTICAL RESULTS - RADIOCHEMISTRY

Project: AMEREN RUSH ISLAND ENERGY CTR

Pace Project No.: 60224349

Sample: R-MW-B1 **Lab ID: 60224349008** Collected: 07/25/16 09:54 Received: 07/27/16 04:35 Matrix: Water
PWS: Site ID: Sample Type:

Parameters	Method	Act ± Unc (MDC) Carr Trac	Units	Analyzed	CAS No.	Qual
Radium-226	EPA 903.1	0.708 ± 0.584 (0.844) C:NA T:89%	pCi/L	08/18/16 11:37	13982-63-3	
Radium-228	EPA 904.0	1.57 ± 0.481 (0.596) C:85% T:85%	pCi/L	08/17/16 16:05	15262-20-1	

REPORT OF LABORATORY ANALYSIS

This report shall not be reproduced, except in full,
without the written consent of Pace Analytical Services, Inc..

ANALYTICAL RESULTS - RADIOCHEMISTRY

Project: AMEREN RUSH ISLAND ENERGY CTR

Pace Project No.: 60224349

Sample: R-MW-B2 **Lab ID: 60224349009** Collected: 07/26/16 11:03 Received: 07/27/16 04:35 Matrix: Water
PWS: Site ID: Sample Type:

Parameters	Method	Act ± Unc (MDC) Carr Trac	Units	Analyzed	CAS No.	Qual
Radium-226	EPA 903.1	0.614 ± 0.556 (0.819) C:NA T:90%	pCi/L	08/18/16 11:24	13982-63-3	
Radium-228	EPA 904.0	0.746 ± 0.319 (0.510) C:82% T:102%	pCi/L	08/17/16 16:05	15262-20-1	

REPORT OF LABORATORY ANALYSIS

This report shall not be reproduced, except in full,
without the written consent of Pace Analytical Services, Inc..

ANALYTICAL RESULTS - RADIOCHEMISTRY

Project: AMEREN RUSH ISLAND ENERGY CTR

Pace Project No.: 60224349

Sample: R-DUP-1 **Lab ID: 60224349010** Collected: 07/25/16 08:00 Received: 07/27/16 04:35 Matrix: Water
PWS: Site ID: Sample Type:

Parameters	Method	Act ± Unc (MDC) Carr Trac	Units	Analyzed	CAS No.	Qual
Radium-226	EPA 903.1	-0.061 ± 0.279 (0.659) C:NA T:96%	pCi/L	08/18/16 11:51	13982-63-3	
Radium-228	EPA 904.0	0.355 ± 0.274 (0.531) C:86% T:81%	pCi/L	08/17/16 16:05	15262-20-1	

REPORT OF LABORATORY ANALYSIS

This report shall not be reproduced, except in full,
without the written consent of Pace Analytical Services, Inc..

ANALYTICAL RESULTS - RADIOCHEMISTRY

Project: AMEREN RUSH ISLAND ENERGY CTR

Pace Project No.: 60224349

Sample: R-FB-1 **Lab ID: 60224349011** Collected: 07/25/16 14:25 Received: 07/27/16 04:35 Matrix: Water
PWS: Site ID: Sample Type:

Parameters	Method	Act ± Unc (MDC) Carr Trac	Units	Analyzed	CAS No.	Qual
Radium-226	EPA 903.1	-0.132 ± 0.317 (0.792) C:NA T:95%	pCi/L	08/18/16 12:14	13982-63-3	
Radium-228	EPA 904.0	0.381 ± 0.309 (0.613) C:82% T:86%	pCi/L	08/17/16 16:05	15262-20-1	

REPORT OF LABORATORY ANALYSIS

This report shall not be reproduced, except in full,
without the written consent of Pace Analytical Services, Inc..

ANALYTICAL RESULTS - RADIOCHEMISTRY

Project: AMEREN RUSH ISLAND ENERGY CTR

Pace Project No.: 60224349

Sample: R-MW-3 MS **Lab ID: 60224349012** Collected: 07/25/16 13:00 Received: 07/27/16 04:35 Matrix: Water
PWS: Site ID: Sample Type:

Parameters	Method	Act ± Unc (MDC) Carr Trac	Units	Analyzed	CAS No.	Qual
Radium-226	EPA 903.1	95.9 %REC ± NA (NA) C:NA T:NA	pCi/L	08/18/16 11:50	13982-63-3	
Radium-228	EPA 904.0	110 %REC +/- NA (NA) C:NA T:NA	pCi/L	08/17/16 16:06	15262-20-1	

REPORT OF LABORATORY ANALYSIS

This report shall not be reproduced, except in full,
without the written consent of Pace Analytical Services, Inc..

ANALYTICAL RESULTS - RADIOCHEMISTRY

Project: AMEREN RUSH ISLAND ENERGY CTR

Pace Project No.: 60224349

Sample: R-MW-3 MSD **Lab ID: 60224349013** Collected: 07/25/16 13:00 Received: 07/27/16 04:35 Matrix: Water
PWS: Site ID: Sample Type:

Parameters	Method	Act ± Unc (MDC) Carr Trac	Units	Analyzed	CAS No.	Qual
Radium-226	EPA 903.1	98.0 %REC 2.14 RPD ± NA (NA) C:NA T:NA	pCi/L	08/18/16 11:38	13982-63-3	
Radium-228	EPA 904.0	87.9 %REC 22.7 RPD +/- NA (NA) C:NA T:NA	pCi/L	08/17/16 16:06	15262-20-1	

REPORT OF LABORATORY ANALYSIS

This report shall not be reproduced, except in full,
without the written consent of Pace Analytical Services, Inc..

QUALITY CONTROL - RADIOCHEMISTRY

Project: AMEREN RUSH ISLAND ENERGY CTR

Pace Project No.: 60224349

QC Batch:	229125	Analysis Method:	EPA 903.1
QC Batch Method:	EPA 903.1	Analysis Description:	903.1 Radium-226
Associated Lab Samples:	60224349001, 60224349002, 60224349003, 60224349004, 60224349005, 60224349006, 60224349007, 60224349008, 60224349009, 60224349010, 60224349011, 60224349012, 60224349013		

METHOD BLANK: 1122821 Matrix: Water

Associated Lab Samples:

Parameter	Act ± Unc (MDC) Carr Trac	Units	Analyzed	Qualifiers
Radium-226	0.175 ± 0.344 (0.629) C:NA T:96%	pCi/L	08/18/16 11:05	

Results presented on this page are in the units indicated by the "Units" column except where an alternate unit is presented to the right of the result.

REPORT OF LABORATORY ANALYSIS

This report shall not be reproduced, except in full,
without the written consent of Pace Analytical Services, Inc..

QUALITY CONTROL - RADIOCHEMISTRY

Project: AMEREN RUSH ISLAND ENERGY CTR

Pace Project No.: 60224349

QC Batch:	229131	Analysis Method:	EPA 904.0
QC Batch Method:	EPA 904.0	Analysis Description:	904.0 Radium 228
Associated Lab Samples:	60224349001, 60224349002, 60224349003, 60224349004, 60224349005, 60224349006, 60224349007, 60224349008, 60224349009, 60224349010, 60224349011, 60224349012, 60224349013		

METHOD BLANK: 1122842 Matrix: Water

Associated Lab Samples:

Parameter	Act ± Unc (MDC) Carr Trac	Units	Analyzed	Qualifiers
Radium-228	0.387 ± 0.263 (0.496) C:83% T:92%	pCi/L	08/17/16 16:04	

Results presented on this page are in the units indicated by the "Units" column except where an alternate unit is presented to the right of the result.

REPORT OF LABORATORY ANALYSIS

This report shall not be reproduced, except in full,
without the written consent of Pace Analytical Services, Inc..

QUALIFIERS

Project: AMEREN RUSH ISLAND ENERGY CTR

Pace Project No.: 60224349

DEFINITIONS

DF - Dilution Factor, if reported, represents the factor applied to the reported data due to dilution of the sample aliquot.

ND - Not Detected at or above adjusted reporting limit.

J - Estimated concentration above the adjusted method detection limit and below the adjusted reporting limit.

MDL - Adjusted Method Detection Limit.

PQL - Practical Quantitation Limit.

RL - Reporting Limit.

S - Surrogate

1,2-Diphenylhydrazine decomposes to and cannot be separated from Azobenzene using Method 8270. The result for each analyte is a combined concentration.

Consistent with EPA guidelines, unrounded data are displayed and have been used to calculate % recovery and RPD values.

LCS(D) - Laboratory Control Sample (Duplicate)

MS(D) - Matrix Spike (Duplicate)

DUP - Sample Duplicate

RPD - Relative Percent Difference

NC - Not Calculable.

SG - Silica Gel - Clean-Up

U - Indicates the compound was analyzed for, but not detected.

N-Nitrosodiphenylamine decomposes and cannot be separated from Diphenylamine using Method 8270. The result reported for each analyte is a combined concentration.

Act - Activity

Unc - Uncertainty: SDWA = 1.96 sigma count uncertainty, all other matrices = Expanded Uncertainty (95% confidence interval).

Gamma Spec = Expanded Uncertainty (95.4% Confidence Interval)

(MDC) - Minimum Detectable Concentration

Trac - Tracer Recovery (%)

Carr - Carrier Recovery (%)

Pace Analytical is TNI accredited. Contact your Pace PM for the current list of accredited analytes.

TNI - The NELAC Institute.

LABORATORIES

PASI-K Pace Analytical Services - Kansas City

PASI-PA Pace Analytical Services - Greensburg

ANALYTE QUALIFIERS

B Analyte was detected in the associated method blank.

H6 Analysis initiated outside of the 15 minute EPA required holding time.

M1 Matrix spike recovery exceeded QC limits. Batch accepted based on laboratory control sample (LCS) recovery.

REPORT OF LABORATORY ANALYSIS

This report shall not be reproduced, except in full,
without the written consent of Pace Analytical Services, Inc..

QUALITY CONTROL DATA CROSS REFERENCE TABLE

Project: AMEREN RUSH ISLAND ENERGY CTR

Pace Project No.: 60224349

Lab ID	Sample ID	QC Batch Method	QC Batch	Analytical Method	Analytical Batch
60224349001	R-MW-1	EPA 200.7	440260	EPA 200.7	440271
60224349002	R-MW-2	EPA 200.7	440260	EPA 200.7	440271
60224349003	R-MW-3	EPA 200.7	440260	EPA 200.7	440271
60224349004	R-MW-4	EPA 200.7	440260	EPA 200.7	440271
60224349005	R-MW-5	EPA 200.7	440260	EPA 200.7	440271
60224349006	R-MW-6	EPA 200.7	440260	EPA 200.7	440271
60224349007	R-MW-7	EPA 200.7	440260	EPA 200.7	440271
60224349008	R-MW-B1	EPA 200.7	440260	EPA 200.7	440271
60224349009	R-MW-B2	EPA 200.7	440260	EPA 200.7	440271
60224349010	R-DUP-1	EPA 200.7	440260	EPA 200.7	440271
60224349011	R-FB-1	EPA 200.7	440260	EPA 200.7	440271
60224349001	R-MW-1	EPA 200.8	440261	EPA 200.8	440272
60224349002	R-MW-2	EPA 200.8	440261	EPA 200.8	440272
60224349003	R-MW-3	EPA 200.8	440261	EPA 200.8	440272
60224349004	R-MW-4	EPA 200.8	440261	EPA 200.8	440272
60224349005	R-MW-5	EPA 200.8	440261	EPA 200.8	440272
60224349006	R-MW-6	EPA 200.8	440261	EPA 200.8	440272
60224349007	R-MW-7	EPA 200.8	440261	EPA 200.8	440272
60224349008	R-MW-B1	EPA 200.8	440261	EPA 200.8	440272
60224349009	R-MW-B2	EPA 200.8	440261	EPA 200.8	440272
60224349010	R-DUP-1	EPA 200.8	440261	EPA 200.8	440272
60224349011	R-FB-1	EPA 200.8	440261	EPA 200.8	440272
60224349001	R-MW-1	EPA 7470	440310	EPA 7470	440343
60224349002	R-MW-2	EPA 7470	440310	EPA 7470	440343
60224349003	R-MW-3	EPA 7470	440310	EPA 7470	440343
60224349004	R-MW-4	EPA 7470	440310	EPA 7470	440343
60224349005	R-MW-5	EPA 7470	440310	EPA 7470	440343
60224349006	R-MW-6	EPA 7470	440310	EPA 7470	440343
60224349007	R-MW-7	EPA 7470	440310	EPA 7470	440343
60224349008	R-MW-B1	EPA 7470	440310	EPA 7470	440343
60224349009	R-MW-B2	EPA 7470	440310	EPA 7470	440343
60224349010	R-DUP-1	EPA 7470	440310	EPA 7470	440343
60224349011	R-FB-1	EPA 7470	440310	EPA 7470	440343
60224349001	R-MW-1	EPA 903.1	229125		
60224349002	R-MW-2	EPA 903.1	229125		
60224349003	R-MW-3	EPA 903.1	229125		
60224349004	R-MW-4	EPA 903.1	229125		
60224349005	R-MW-5	EPA 903.1	229125		
60224349006	R-MW-6	EPA 903.1	229125		
60224349007	R-MW-7	EPA 903.1	229125		
60224349008	R-MW-B1	EPA 903.1	229125		
60224349009	R-MW-B2	EPA 903.1	229125		
60224349010	R-DUP-1	EPA 903.1	229125		
60224349011	R-FB-1	EPA 903.1	229125		
60224349012	R-MW-3 MS	EPA 903.1	229125		
60224349013	R-MW-3 MSD	EPA 903.1	229125		
60224349001	R-MW-1	EPA 904.0	229131		

REPORT OF LABORATORY ANALYSIS

This report shall not be reproduced, except in full,
without the written consent of Pace Analytical Services, Inc..

QUALITY CONTROL DATA CROSS REFERENCE TABLE

Project: AMEREN RUSH ISLAND ENERGY CTR

Pace Project No.: 60224349

Lab ID	Sample ID	QC Batch Method	QC Batch	Analytical Method	Analytical Batch
60224349002	R-MW-2	EPA 904.0	229131		
60224349003	R-MW-3	EPA 904.0	229131		
60224349004	R-MW-4	EPA 904.0	229131		
60224349005	R-MW-5	EPA 904.0	229131		
60224349006	R-MW-6	EPA 904.0	229131		
60224349007	R-MW-7	EPA 904.0	229131		
60224349008	R-MW-B1	EPA 904.0	229131		
60224349009	R-MW-B2	EPA 904.0	229131		
60224349010	R-DUP-1	EPA 904.0	229131		
60224349011	R-FB-1	EPA 904.0	229131		
60224349012	R-MW-3 MS	EPA 904.0	229131		
60224349013	R-MW-3 MSD	EPA 904.0	229131		
60224349001	R-MW-1	SM 2540C	440514		
60224349002	R-MW-2	SM 2540C	440514		
60224349003	R-MW-3	SM 2540C	440514		
60224349004	R-MW-4	SM 2540C	440514		
60224349005	R-MW-5	SM 2540C	440514		
60224349006	R-MW-6	SM 2540C	440514		
60224349007	R-MW-7	SM 2540C	440514		
60224349008	R-MW-B1	SM 2540C	440514		
60224349009	R-MW-B2	SM 2540C	440514		
60224349010	R-DUP-1	SM 2540C	440514		
60224349011	R-FB-1	SM 2540C	440514		
60224349001	R-MW-1	SM 4500-H+B	440847		
60224349002	R-MW-2	SM 4500-H+B	440847		
60224349003	R-MW-3	SM 4500-H+B	440847		
60224349004	R-MW-4	SM 4500-H+B	440847		
60224349005	R-MW-5	SM 4500-H+B	440847		
60224349006	R-MW-6	SM 4500-H+B	440847		
60224349007	R-MW-7	SM 4500-H+B	440847		
60224349008	R-MW-B1	SM 4500-H+B	440847		
60224349009	R-MW-B2	SM 4500-H+B	440847		
60224349010	R-DUP-1	SM 4500-H+B	440847		
60224349011	R-FB-1	SM 4500-H+B	441159		
60224349001	R-MW-1	EPA 300.0	440720		
60224349001	R-MW-1	EPA 300.0	440989		
60224349002	R-MW-2	EPA 300.0	440720		
60224349002	R-MW-2	EPA 300.0	440989		
60224349003	R-MW-3	EPA 300.0	440720		
60224349003	R-MW-3	EPA 300.0	440989		
60224349004	R-MW-4	EPA 300.0	440720		
60224349004	R-MW-4	EPA 300.0	440989		
60224349005	R-MW-5	EPA 300.0	440720		

REPORT OF LABORATORY ANALYSIS

This report shall not be reproduced, except in full,
without the written consent of Pace Analytical Services, Inc..

QUALITY CONTROL DATA CROSS REFERENCE TABLE

Project: AMEREN RUSH ISLAND ENERGY CTR

Pace Project No.: 60224349

Lab ID	Sample ID	QC Batch Method	QC Batch	Analytical Method	Analytical Batch
60224349006	R-MW-6	EPA 300.0	440720		
60224349006	R-MW-6	EPA 300.0	440989		
60224349007	R-MW-7	EPA 300.0	440720		
60224349007	R-MW-7	EPA 300.0	440989		
60224349008	R-MW-B1	EPA 300.0	440720		
60224349008	R-MW-B1	EPA 300.0	440989		
60224349009	R-MW-B2	EPA 300.0	440720		
60224349009	R-MW-B2	EPA 300.0	440989		
60224349010	R-DUP-1	EPA 300.0	440720		
60224349010	R-DUP-1	EPA 300.0	440989		
60224349011	R-FB-1	EPA 300.0	440720		

REPORT OF LABORATORY ANALYSIS

This report shall not be reproduced, except in full,
without the written consent of Pace Analytical Services, Inc..



Sample Condition Upon Receipt

WO#: 60224349



Client Name: Golder

Courier: FedEx UPS VIA Clay PEX ECI Pace Other Client

Tracking #: _____ Pace Shipping Label Used? Yes No

Custody Seal on Cooler/Box Present: Yes No Seals intact: Yes No

Packing Material: Bubble Wrap Bubble Bags Foam None Other

Thermometer Used: CF +1.1 T-266 / CF -0.1 T-239 Type of Ice: Wet Blue None Samples received on ice, cooling process has begun. (circle one)

Cooler Temperature: 0.7/1.7/1.5-7

Date and initials of person examining contents: pu 7/27/16

Chain of Custody present:	<input checked="" type="checkbox"/> Yes <input type="checkbox"/> No <input type="checkbox"/> N/A	1.
Chain of Custody filled out:	<input checked="" type="checkbox"/> Yes <input type="checkbox"/> No <input type="checkbox"/> N/A	2.
Chain of Custody relinquished:	<input checked="" type="checkbox"/> Yes <input type="checkbox"/> No <input type="checkbox"/> N/A	3.
Sampler name & signature on COC:	<input checked="" type="checkbox"/> Yes <input type="checkbox"/> No <input type="checkbox"/> N/A	4.
Samples arrived within holding time:	<input checked="" type="checkbox"/> Yes <input type="checkbox"/> No <input type="checkbox"/> N/A	5.
Short Hold Time analyses (<72hr): <u>pu 7/27/16</u>	<input checked="" type="checkbox"/> Yes <input checked="" type="checkbox"/> No <input type="checkbox"/> N/A	6. <u>PH</u>
Rush Turn Around Time requested:	<input type="checkbox"/> Yes <input checked="" type="checkbox"/> No <input type="checkbox"/> N/A	7.
Sufficient volume:	<input checked="" type="checkbox"/> Yes <input type="checkbox"/> No <input type="checkbox"/> N/A	8.
Correct containers used:	<input checked="" type="checkbox"/> Yes <input type="checkbox"/> No <input type="checkbox"/> N/A	9.
Pace containers used:	<input checked="" type="checkbox"/> Yes <input type="checkbox"/> No <input type="checkbox"/> N/A	10.
Containers intact:	<input checked="" type="checkbox"/> Yes <input type="checkbox"/> No <input type="checkbox"/> N/A	11.
Unpreserved 5035A soils frozen w/in 48hrs?	<input type="checkbox"/> Yes <input type="checkbox"/> No <input checked="" type="checkbox"/> N/A	12.
Filtered volume received for dissolved tests?	<input type="checkbox"/> Yes <input type="checkbox"/> No <input checked="" type="checkbox"/> N/A	13.
Sample labels match COC:	<input checked="" type="checkbox"/> Yes <input type="checkbox"/> No <input type="checkbox"/> N/A	14.
Includes date/time/ID/analyses Matrix: <u>WT</u>		15.
All containers needing preservation have been checked.	<input checked="" type="checkbox"/> Yes <input type="checkbox"/> No <input type="checkbox"/> N/A	16.
All containers needing preservation are found to be in compliance with EPA recommendation.	<input checked="" type="checkbox"/> Yes <input type="checkbox"/> No <input type="checkbox"/> N/A	17.
Exceptions: VOA, Coliform, O&G, WI-DRO (water)	<input type="checkbox"/> Yes <input checked="" type="checkbox"/> No	Initial when completed
Trip Blank present:	<input type="checkbox"/> Yes <input type="checkbox"/> No <input checked="" type="checkbox"/> N/A	Lot # of added preservative
Pace Trip Blank lot # (if purchased):		18.
Headspace in VOA vials (>6mm):	<input type="checkbox"/> Yes <input type="checkbox"/> No <input checked="" type="checkbox"/> N/A	
Project sampled in USDA Regulated Area:	<input type="checkbox"/> Yes <input type="checkbox"/> No <input checked="" type="checkbox"/> N/A	17. List State:
Additional labels attached to 5035A vials in the field?	<input type="checkbox"/> Yes <input type="checkbox"/> No <input checked="" type="checkbox"/> N/A	18.

Client Notification/ Resolution: Copy COC to Client? Y / N Field Data Required? Y / N

Person Contacted: _____ Date/Time: _____

Comments/ Resolution: _____

Project Manager Review: a Date: 7/27

CHAIN-OF-CUSTODY / Analytical Request Document

The Chain-of-Custody is a LEGAL DOCUMENT. All relevant fields must be completed accurately.

Page: _____ of _____

Section A Required Client Information:		Section B Required Project Information:		Section C Invoice Information:	
Company: Golder Associates	Report To: Mark Haddock (mhaddock@golder.com)	Attention:	Company Name:	REGULATORY AGENCY	
Address: 820 South Main Street, Suite 100	Copy To: Jeffrey Ingram	Address:	Address:	<input type="checkbox"/> NPDES <input type="checkbox"/> GROUND WATER <input type="checkbox"/> DRINKING WATER	
City: St. Charles, MO 63301	Purchase Order No.:	Pace Quote Reference:	Pace Project Reference:	<input type="checkbox"/> UST <input type="checkbox"/> RCRA <input type="checkbox"/> OTHER	
Email To: mhaddock@golder.com	Project Name: Ameren Rush Island Engery Center	Pace Project Manager: Jamie Church	Site Location: MO		
Phone: 636-724-9191 Fax: 636-724-9323	Project Number: 153-1406.0002A	Pace Profile #: 9285	STATE: MO		
Requested Due Date/TAT: Standard					

ITEM #	Valid Matrix Codes MATRIX CODE DRINKING WATER DW WASTE WATER WW WATER PRODUCT P SOIL/SOLID OL OIL WP AR OT TS	COLLECTED		SAMPLE TYPE (G=GRAB Q=COMP)	MATRIX CODE (see valid codes to left)	# OF CONTAINERS	Preservatives							Y/N	Requested Analysis Filtered (Y/N)	Residual Chlorine (Y/N)	Pace Project No. / Lab I.D.	
		COMPOSITE START	COMPOSITE END/GRAB				DATE	TIME	H2SO4	HNO3	HCl	NaOH	Na2S2O3					Methanol
1	R-MW-1			G	WT	4												
2	R-MW-2			G	WT	1												
3	R-MW-3			G	WT	12												
4	R-MW-4			G	WT	4												
5	R-MW-5			G	WT	1												
6	R-MW-6			G	WT	1												
7	R-MW-7			G	WT	1												
8	R-MW-B1			G	WT	1												
9	R-MW-B2			G	WT	1												
10	R-DUP-1			G	WT	1												
11	R-FB-1			G	WT	1												
12				G	WT	1												

ADDITIONAL COMMENTS	RELINQUISHED BY / AFFILIATION	DATE	TIME	ACCEPTED BY / AFFILIATION	DATE	TIME	SAMPLE CONDITIONS
EPA 200.7: Ba, Be, B, Ca, Co, Pb, Li, Mo + EPA 7470A Hg EPA 200.8: Sb, As, Cd, Cr, Se, Tl	Mark Haddock - Golder	7/26	1255	Mark Haddock - Golder	7/26/16	1255	
	Mark Haddock - Golder	7/26/16	1700	Jamie Church	7/27	0935	
							Temp in °C: 17.1
							Received on: 7/27
							Cooler (Y/N): Y
							Custody Sealed (Y/N): Y
							Samples Intact (Y/N): Y

SAMPLER NAME AND SIGNATURE
 PRINT Name of SAMPLER: Ryan Feldmann
 SIGNATURE of SAMPLER: [Signature]
 DATE Signed (MM/DD/YYYY): 7/26/16

November 01, 2016

Mark Haddock
Golder Associates
820 S. Main St
Suite 100
Saint Charles, MO 63301

RE: Project: AMEREN RUSH ISLAND ENERGY CTR
Pace Project No.: 60227171

Dear Mark Haddock:

Enclosed are the analytical results for sample(s) received by the laboratory between September 08, 2016 and October 14, 2016. The results relate only to the samples included in this report. Results reported herein conform to the most current, applicable TNI/NELAC standards and the laboratory's Quality Assurance Manual, where applicable, unless otherwise noted in the body of the report.

Due to Lab Error samples R-MW-B2 and R-DUP-1 required recollection for anions. Only R-MW-B2 was able to be recollected.

If you have any questions concerning this report, please feel free to contact me.

Sincerely,



Jamie Church
jamie.church@pacelabs.com
Project Manager

Enclosures

cc: Jeffrey Ingram, Golder Associates
John Suozzi, Golder Associates



REPORT OF LABORATORY ANALYSIS

This report shall not be reproduced, except in full,
without the written consent of Pace Analytical Services, LLC.

CERTIFICATIONS

Project: AMEREN RUSH ISLAND ENERGY CTR

Pace Project No.: 60227171

Pennsylvania Certification IDs

1638 Roseytown Rd Suites 2,3&4, Greensburg, PA 15601

L-A-B DOD-ELAP Accreditation #: L2417

Alabama Certification #: 41590

Arizona Certification #: AZ0734

Arkansas Certification

California Certification #: 04222CA

Colorado Certification

Connecticut Certification #: PH-0694

Delaware Certification

Florida/TNI Certification #: E87683

Georgia Certification #: C040

Guam Certification

Hawaii Certification

Idaho Certification

Illinois Certification

Indiana Certification

Iowa Certification #: 391

Kansas/TNI Certification #: E-10358

Kentucky Certification #: 90133

Louisiana DHH/TNI Certification #: LA140008

Louisiana DEQ/TNI Certification #: 4086

Maine Certification #: PA00091

Maryland Certification #: 308

Massachusetts Certification #: M-PA1457

Michigan/PADEP Certification

Missouri Certification #: 235

Montana Certification #: Cert 0082

Nebraska Certification #: NE-05-29-14

Nevada Certification #: PA014572015-1

New Hampshire/TNI Certification #: 2976

New Jersey/TNI Certification #: PA 051

New Mexico Certification #: PA01457

New York/TNI Certification #: 10888

North Carolina Certification #: 42706

North Dakota Certification #: R-190

Oregon/TNI Certification #: PA200002

Pennsylvania/TNI Certification #: 65-00282

Puerto Rico Certification #: PA01457

Rhode Island Certification #: 65-00282

South Dakota Certification

Tennessee Certification #: TN2867

Texas/TNI Certification #: T104704188-14-8

Utah/TNI Certification #: PA014572015-5

USDA Soil Permit #: P330-14-00213

Vermont Dept. of Health: ID# VT-0282

Virgin Island/PADEP Certification

Virginia/VELAP Certification #: 460198

Washington Certification #: C868

West Virginia DEP Certification #: 143

West Virginia DHHR Certification #: 9964C

Wisconsin Certification

Wyoming Certification #: 8TMS-L

Kansas Certification IDs

9608 Loiret Boulevard, Lenexa, KS 66219

WY STR Certification #: 2456.01

Arkansas Certification #: 15-016-0

Illinois Certification #: 003097

Iowa Certification #: 118

Kansas/NELAP Certification #: E-10116

Louisiana Certification #: 03055

Nevada Certification #: KS000212008A

Oklahoma Certification #: 9205/9935

Texas Certification #: T104704407

Utah Certification #: KS00021

Kansas Field Laboratory Accreditation: # E-92587

Missouri Certification: 10070

REPORT OF LABORATORY ANALYSIS

This report shall not be reproduced, except in full,
without the written consent of Pace Analytical Services, LLC.

SAMPLE SUMMARY

Project: AMEREN RUSH ISLAND ENERGY CTR

Pace Project No.: 60227171

Lab ID	Sample ID	Matrix	Date Collected	Date Received
60227171001	R-MW-1	Water	09/07/16 08:53	09/08/16 04:35
60227171002	R-MW-2	Water	09/06/16 15:23	09/08/16 04:35
60227171003	R-MW-3	Water	09/06/16 14:27	09/08/16 04:35
60227171004	R-MW-4	Water	09/06/16 12:45	09/08/16 04:35
60227171005	R-MW-5	Water	09/06/16 11:32	09/08/16 04:35
60227171006	R-MW-6	Water	09/07/16 10:25	09/08/16 04:35
60227171007	R-MW-7	Water	09/07/16 09:47	09/08/16 04:35
60227171008	R-MW-B1	Water	09/06/16 15:30	09/08/16 04:35
60227171009	R-MW-B2	Water	09/06/16 13:50	09/08/16 04:35
60227171010	R-DUP-1	Water	09/06/16 08:00	09/08/16 04:35
60227171011	R-FB-1	Water	09/07/16 09:40	09/08/16 04:35
60227171012	R-MW-4 MS	Water	09/06/16 12:45	09/08/16 04:35
60227171013	R-MW-4 MSD	Water	09/06/16 12:45	09/08/16 04:35
60229963001	R-MW-B2	Water	10/13/16 10:42	10/14/16 03:55

REPORT OF LABORATORY ANALYSIS

This report shall not be reproduced, except in full,
without the written consent of Pace Analytical Services, LLC.

SAMPLE ANALYTE COUNT

Project: AMEREN RUSH ISLAND ENERGY CTR

Pace Project No.: 60227171

Lab ID	Sample ID	Method	Analysts	Analytes Reported	Laboratory
60227171001	R-MW-1	EPA 200.7	SMW	8	PASI-K
		EPA 200.8	JGP	6	PASI-K
		EPA 7470	NDJ	1	PASI-K
		EPA 903.1	WRR	1	PASI-PA
		EPA 904.0	JLW	1	PASI-PA
		SM 2540C	JSS	1	PASI-K
		SM 4500-H+B	HAC	1	PASI-K
60227171002	R-MW-2	EPA 300.0	OL	3	PASI-K
		EPA 200.7	SMW	8	PASI-K
		EPA 200.8	JGP	6	PASI-K
		EPA 7470	NDJ	1	PASI-K
		EPA 903.1	WRR	1	PASI-PA
		EPA 904.0	JLW	1	PASI-PA
		SM 2540C	JSS	1	PASI-K
60227171003	R-MW-3	SM 4500-H+B	HAC	1	PASI-K
		EPA 300.0	OL	3	PASI-K
		EPA 200.7	SMW	8	PASI-K
		EPA 200.8	JGP	6	PASI-K
		EPA 7470	NDJ	1	PASI-K
		EPA 903.1	WRR	1	PASI-PA
		EPA 904.0	JLW	1	PASI-PA
60227171004	R-MW-4	SM 2540C	JSS	1	PASI-K
		SM 4500-H+B	HAC	1	PASI-K
		EPA 300.0	OL	3	PASI-K
		EPA 200.7	SMW	8	PASI-K
		EPA 200.8	JGP	6	PASI-K
		EPA 7470	NDJ	1	PASI-K
		EPA 903.1	WRR	1	PASI-PA
60227171005	R-MW-5	EPA 904.0	JLW	1	PASI-PA
		SM 2540C	JSS	1	PASI-K
		EPA 904.0	JLW	1	PASI-PA
		EPA 300.0	OL	3	PASI-K
		SM 4500-H+B	HAC	1	PASI-K
		EPA 200.7	SMW	8	PASI-K
		EPA 200.8	JGP	6	PASI-K
60227171005	R-MW-5	EPA 7470	NDJ	1	PASI-K
		EPA 903.1	WRR	1	PASI-PA
		EPA 904.0	JLW	1	PASI-PA

REPORT OF LABORATORY ANALYSIS

This report shall not be reproduced, except in full,
without the written consent of Pace Analytical Services, LLC.

SAMPLE ANALYTE COUNT

Project: AMEREN RUSH ISLAND ENERGY CTR

Pace Project No.: 60227171

Lab ID	Sample ID	Method	Analysts	Analytes Reported	Laboratory
60227171006	R-MW-6	SM 2540C	JSS	1	PASI-K
		SM 4500-H+B	HAC	1	PASI-K
		EPA 300.0	OL	3	PASI-K
		EPA 200.7	SMW	8	PASI-K
		EPA 200.8	JGP	6	PASI-K
		EPA 7470	NDJ	1	PASI-K
		EPA 903.1	WRR	1	PASI-PA
		EPA 904.0	JLW	1	PASI-PA
60227171007	R-MW-7	SM 2540C	JSS	1	PASI-K
		SM 4500-H+B	HAC	1	PASI-K
		EPA 300.0	OL	3	PASI-K
		EPA 200.7	SMW	8	PASI-K
		EPA 200.8	JGP	6	PASI-K
		EPA 7470	NDJ	1	PASI-K
		EPA 903.1	WRR	1	PASI-PA
		EPA 904.0	JLW	1	PASI-PA
60227171008	R-MW-B1	SM 2540C	JSS	1	PASI-K
		SM 4500-H+B	HAC	1	PASI-K
		EPA 300.0	OL	3	PASI-K
		EPA 200.7	SMW	8	PASI-K
		EPA 200.8	JGP	6	PASI-K
		EPA 7470	NDJ	1	PASI-K
		EPA 903.1	WRR	1	PASI-PA
		EPA 904.0	JLW	1	PASI-PA
60227171009	R-MW-B2	SM 2540C	JSS	1	PASI-K
		SM 4500-H+B	HAC	1	PASI-K
		EPA 300.0	OL	3	PASI-K
		EPA 200.7	SMW	8	PASI-K
		EPA 200.8	JGP	6	PASI-K
		EPA 7470	NDJ	1	PASI-K
		EPA 903.1	WRR	1	PASI-PA
		EPA 904.0	JLW	1	PASI-PA
60227171010	R-DUP-1	SM 2540C	JSS	1	PASI-K
		SM 4500-H+B	HAC	1	PASI-K
		EPA 200.7	SMW	8	PASI-K
		EPA 200.8	JGP	6	PASI-K
		EPA 7470	NDJ	1	PASI-K

REPORT OF LABORATORY ANALYSIS

This report shall not be reproduced, except in full,
without the written consent of Pace Analytical Services, LLC.

SAMPLE ANALYTE COUNT

Project: AMEREN RUSH ISLAND ENERGY CTR

Pace Project No.: 60227171

Lab ID	Sample ID	Method	Analysts	Analytes Reported	Laboratory
		EPA 903.1	WRR	1	PASI-PA
		EPA 904.0	JLW	1	PASI-PA
		SM 2540C	JSS	1	PASI-K
		SM 4500-H+B	HAC	1	PASI-K
60227171011	R-FB-1	EPA 200.7	SMW	8	PASI-K
		EPA 200.8	JGP	6	PASI-K
		EPA 7470	NDJ	1	PASI-K
		EPA 903.1	WRR	1	PASI-PA
		EPA 904.0	JLW	1	PASI-PA
		SM 2540C	JSS	1	PASI-K
		SM 4500-H+B	HAC	1	PASI-K
		EPA 300.0	OL	3	PASI-K
60227171012	R-MW-4 MS	EPA 903.1	WRR	1	PASI-PA
		EPA 904.0	JLW	1	PASI-PA
60227171013	R-MW-4 MSD	EPA 903.1	WRR	1	PASI-PA
		EPA 904.0	JLW	1	PASI-PA
60229963001	R-MW-B2	EPA 300.0	OL	3	PASI-K

REPORT OF LABORATORY ANALYSIS

This report shall not be reproduced, except in full,
without the written consent of Pace Analytical Services, LLC.

ANALYTICAL RESULTS

Project: AMEREN RUSH ISLAND ENERGY CTR

Pace Project No.: 60227171

Sample: R-MW-1 **Lab ID: 60227171001** Collected: 09/07/16 08:53 Received: 09/08/16 04:35 Matrix: Water

Parameters	Results	Units	PQL	MDL	DF	Prepared	Analyzed	CAS No.	Qual
200.7 Metals, Total		Analytical Method: EPA 200.7 Preparation Method: EPA 200.7							
Barium	12.6	ug/L	10.0	0.58	1	09/08/16 10:55	09/08/16 17:06	7440-39-3	
Beryllium	<0.26	ug/L	1.0	0.26	1	09/08/16 10:55	09/08/16 17:06	7440-41-7	
Boron	1820	ug/L	100	50.0	1	09/08/16 10:55	09/08/16 17:06	7440-42-8	
Calcium	30800	ug/L	100	8.1	1	09/08/16 10:55	09/08/16 17:06	7440-70-2	
Cobalt	<0.72	ug/L	5.0	0.72	1	09/08/16 10:55	09/08/16 17:06	7440-48-4	
Lead	<2.5	ug/L	5.0	2.5	1	09/08/16 10:55	09/08/16 17:06	7439-92-1	
Lithium	<4.9	ug/L	10.0	4.9	1	09/08/16 10:55	09/08/16 17:06	7439-93-2	
Molybdenum	42.8	ug/L	20.0	0.52	1	09/08/16 10:55	09/08/16 17:06	7439-98-7	
200.8 MET ICPMS		Analytical Method: EPA 200.8 Preparation Method: EPA 200.8							
Antimony	0.80J	ug/L	1.0	0.058	1	09/08/16 10:55	09/09/16 10:56	7440-36-0	
Arsenic	13.1	ug/L	1.0	0.10	1	09/08/16 10:55	09/09/16 10:56	7440-38-2	
Cadmium	0.052J	ug/L	0.50	0.029	1	09/08/16 10:55	09/09/16 10:56	7440-43-9	B
Chromium	<0.34	ug/L	1.0	0.34	1	09/08/16 10:55	09/09/16 10:56	7440-47-3	
Selenium	4.5	ug/L	1.0	0.18	1	09/08/16 10:55	09/09/16 10:56	7782-49-2	
Thallium	<0.50	ug/L	1.0	0.50	1	09/08/16 10:55	09/09/16 10:56	7440-28-0	
7470 Mercury		Analytical Method: EPA 7470 Preparation Method: EPA 7470							
Mercury	<0.039	ug/L	0.20	0.039	1	09/09/16 08:45	09/09/16 12:31	7439-97-6	
2540C Total Dissolved Solids		Analytical Method: SM 2540C							
Total Dissolved Solids	371	mg/L	5.0	5.0	1		09/12/16 08:55		
4500H+ pH, Electrometric		Analytical Method: SM 4500-H+B							
pH at 25 Degrees C	9.7	Std. Units	0.10	0.10	1		09/12/16 09:15		H6
300.0 IC Anions 28 Days		Analytical Method: EPA 300.0							
Chloride	23.2	mg/L	2.0	1.0	2		09/23/16 17:54	16887-00-6	
Fluoride	0.37	mg/L	0.20	0.027	1		09/21/16 22:09	16984-48-8	
Sulfate	211	mg/L	20.0	3.1	20		09/23/16 18:09	14808-79-8	

REPORT OF LABORATORY ANALYSIS

This report shall not be reproduced, except in full,
without the written consent of Pace Analytical Services, LLC.

ANALYTICAL RESULTS

Project: AMEREN RUSH ISLAND ENERGY CTR

Pace Project No.: 60227171

Sample: R-MW-2 **Lab ID: 60227171002** Collected: 09/06/16 15:23 Received: 09/08/16 04:35 Matrix: Water

Parameters	Results	Units	PQL	MDL	DF	Prepared	Analyzed	CAS No.	Qual
200.7 Metals, Total		Analytical Method: EPA 200.7 Preparation Method: EPA 200.7							
Barium	13.7	ug/L	10.0	0.58	1	09/08/16 10:55	09/08/16 17:10	7440-39-3	
Beryllium	<0.26	ug/L	1.0	0.26	1	09/08/16 10:55	09/08/16 17:10	7440-41-7	
Boron	4350	ug/L	100	50.0	1	09/08/16 10:55	09/08/16 17:10	7440-42-8	
Calcium	11900	ug/L	100	8.1	1	09/08/16 10:55	09/08/16 17:10	7440-70-2	
Cobalt	<0.72	ug/L	5.0	0.72	1	09/08/16 10:55	09/08/16 17:10	7440-48-4	
Lead	17.7	ug/L	5.0	2.5	1	09/08/16 10:55	09/08/16 17:10	7439-92-1	
Lithium	<4.9	ug/L	10.0	4.9	1	09/08/16 10:55	09/08/16 17:10	7439-93-2	
Molybdenum	183	ug/L	20.0	0.52	1	09/08/16 10:55	09/08/16 17:10	7439-98-7	
200.8 MET ICPMS		Analytical Method: EPA 200.8 Preparation Method: EPA 200.8							
Antimony	5.4	ug/L	1.0	0.058	1	09/08/16 10:55	09/09/16 11:00	7440-36-0	
Arsenic	250	ug/L	1.0	0.10	1	09/08/16 10:55	09/09/16 11:00	7440-38-2	
Cadmium	0.31J	ug/L	0.50	0.029	1	09/08/16 10:55	09/09/16 11:00	7440-43-9	B
Chromium	1.2	ug/L	1.0	0.34	1	09/08/16 10:55	09/09/16 11:00	7440-47-3	
Selenium	2.2	ug/L	1.0	0.18	1	09/08/16 10:55	09/09/16 11:00	7782-49-2	
Thallium	<0.50	ug/L	1.0	0.50	1	09/08/16 10:55	09/09/16 11:00	7440-28-0	
7470 Mercury		Analytical Method: EPA 7470 Preparation Method: EPA 7470							
Mercury	<0.039	ug/L	0.20	0.039	1	09/09/16 08:45	09/09/16 12:33	7439-97-6	
2540C Total Dissolved Solids		Analytical Method: SM 2540C							
Total Dissolved Solids	856	mg/L	5.0	5.0	1		09/08/16 15:40		
4500H+ pH, Electrometric		Analytical Method: SM 4500-H+B							
pH at 25 Degrees C	10.5	Std. Units	0.10	0.10	1		09/12/16 09:15		H6
300.0 IC Anions 28 Days		Analytical Method: EPA 300.0							
Chloride	26.5	mg/L	2.0	1.0	2		09/23/16 18:23	16887-00-6	
Fluoride	0.89	mg/L	0.20	0.027	1		09/21/16 22:52	16984-48-8	
Sulfate	324	mg/L	20.0	3.1	20		09/23/16 18:37	14808-79-8	

REPORT OF LABORATORY ANALYSIS

This report shall not be reproduced, except in full,
without the written consent of Pace Analytical Services, LLC.

ANALYTICAL RESULTS

Project: AMEREN RUSH ISLAND ENERGY CTR

Pace Project No.: 60227171

Sample: R-MW-3 **Lab ID: 60227171003** Collected: 09/06/16 14:27 Received: 09/08/16 04:35 Matrix: Water

Parameters	Results	Units	PQL	MDL	DF	Prepared	Analyzed	CAS No.	Qual
200.7 Metals, Total		Analytical Method: EPA 200.7 Preparation Method: EPA 200.7							
Barium	15.3	ug/L	10.0	0.58	1	09/08/16 10:55	09/08/16 17:14	7440-39-3	
Beryllium	<0.26	ug/L	1.0	0.26	1	09/08/16 10:55	09/08/16 17:14	7440-41-7	
Boron	14500	ug/L	100	50.0	1	09/08/16 10:55	09/08/16 17:14	7440-42-8	
Calcium	5940	ug/L	100	8.1	1	09/08/16 10:55	09/08/16 17:14	7440-70-2	
Cobalt	<0.72	ug/L	5.0	0.72	1	09/08/16 10:55	09/08/16 17:14	7440-48-4	
Lead	4.2J	ug/L	5.0	2.5	1	09/08/16 10:55	09/08/16 17:14	7439-92-1	
Lithium	<4.9	ug/L	10.0	4.9	1	09/08/16 10:55	09/08/16 17:14	7439-93-2	
Molybdenum	804	ug/L	20.0	0.52	1	09/08/16 10:55	09/08/16 17:14	7439-98-7	
200.8 MET ICPMS		Analytical Method: EPA 200.8 Preparation Method: EPA 200.8							
Antimony	0.12J	ug/L	1.0	0.058	1	09/08/16 10:55	09/09/16 11:05	7440-36-0	
Arsenic	74.3	ug/L	1.0	0.10	1	09/08/16 10:55	09/09/16 11:05	7440-38-2	
Cadmium	0.13J	ug/L	0.50	0.029	1	09/08/16 10:55	09/09/16 11:05	7440-43-9	B
Chromium	1.9	ug/L	1.0	0.34	1	09/08/16 10:55	09/09/16 11:05	7440-47-3	
Selenium	0.66J	ug/L	1.0	0.18	1	09/08/16 10:55	09/09/16 11:05	7782-49-2	
Thallium	<0.50	ug/L	1.0	0.50	1	09/08/16 10:55	09/09/16 11:05	7440-28-0	
7470 Mercury		Analytical Method: EPA 7470 Preparation Method: EPA 7470							
Mercury	<0.039	ug/L	0.20	0.039	1	09/09/16 08:45	09/09/16 12:36	7439-97-6	
2540C Total Dissolved Solids		Analytical Method: SM 2540C							
Total Dissolved Solids	731	mg/L	5.0	5.0	1		09/08/16 15:41		
4500H+ pH, Electrometric		Analytical Method: SM 4500-H+B							
pH at 25 Degrees C	9.6	Std. Units	0.10	0.10	1		09/09/16 17:00		H6
300.0 IC Anions 28 Days		Analytical Method: EPA 300.0							
Chloride	29.3	mg/L	2.0	1.0	2		09/23/16 19:20	16887-00-6	
Fluoride	0.63	mg/L	0.20	0.027	1		09/21/16 23:34	16984-48-8	
Sulfate	195	mg/L	20.0	3.1	20		09/23/16 19:34	14808-79-8	

REPORT OF LABORATORY ANALYSIS

This report shall not be reproduced, except in full,
without the written consent of Pace Analytical Services, LLC.

ANALYTICAL RESULTS

Project: AMEREN RUSH ISLAND ENERGY CTR

Pace Project No.: 60227171

Sample: R-MW-4 **Lab ID: 60227171004** Collected: 09/06/16 12:45 Received: 09/08/16 04:35 Matrix: Water

Parameters	Results	Units	PQL	MDL	DF	Prepared	Analyzed	CAS No.	Qual
200.7 Metals, Total		Analytical Method: EPA 200.7 Preparation Method: EPA 200.7							
Barium	268	ug/L	10.0	0.58	1	09/08/16 10:55	09/08/16 17:18	7440-39-3	
Beryllium	<0.26	ug/L	1.0	0.26	1	09/08/16 10:55	09/08/16 17:18	7440-41-7	
Boron	4350	ug/L	100	50.0	1	09/08/16 10:55	09/08/16 17:18	7440-42-8	
Calcium	72600	ug/L	100	8.1	1	09/08/16 10:55	09/08/16 17:18	7440-70-2	
Cobalt	<0.72	ug/L	5.0	0.72	1	09/08/16 10:55	09/08/16 17:18	7440-48-4	
Lead	<2.5	ug/L	5.0	2.5	1	09/08/16 10:55	09/08/16 17:18	7439-92-1	
Lithium	44.8	ug/L	10.0	4.9	1	09/08/16 10:55	09/08/16 17:18	7439-93-2	
Molybdenum	105	ug/L	20.0	0.52	1	09/08/16 10:55	09/08/16 17:18	7439-98-7	
200.8 MET ICPMS		Analytical Method: EPA 200.8 Preparation Method: EPA 200.8							
Antimony	<0.058	ug/L	1.0	0.058	1	09/08/16 10:55	09/09/16 11:09	7440-36-0	
Arsenic	7.4	ug/L	1.0	0.10	1	09/08/16 10:55	09/09/16 11:09	7440-38-2	
Cadmium	0.048J	ug/L	0.50	0.029	1	09/08/16 10:55	09/09/16 11:09	7440-43-9	B
Chromium	0.86J	ug/L	1.0	0.34	1	09/08/16 10:55	09/09/16 11:09	7440-47-3	
Selenium	0.24J	ug/L	1.0	0.18	1	09/08/16 10:55	09/09/16 11:09	7782-49-2	
Thallium	<0.50	ug/L	1.0	0.50	1	09/08/16 10:55	09/09/16 11:09	7440-28-0	
7470 Mercury		Analytical Method: EPA 7470 Preparation Method: EPA 7470							
Mercury	<0.039	ug/L	0.20	0.039	1	09/09/16 08:45	09/09/16 12:38	7439-97-6	
2540C Total Dissolved Solids		Analytical Method: SM 2540C							
Total Dissolved Solids	414	mg/L	5.0	5.0	1		09/08/16 15:41		
4500H+ pH, Electrometric		Analytical Method: SM 4500-H+B							
pH at 25 Degrees C	7.4	Std. Units	0.10	0.10	1		09/09/16 17:00		H6
300.0 IC Anions 28 Days		Analytical Method: EPA 300.0							
Chloride	19.7	mg/L	2.0	1.0	2		09/23/16 19:48	16887-00-6	
Fluoride	0.73	mg/L	0.20	0.027	1		09/21/16 23:48	16984-48-8	
Sulfate	43.9	mg/L	5.0	0.77	5		09/23/16 20:16	14808-79-8	

REPORT OF LABORATORY ANALYSIS

This report shall not be reproduced, except in full,
without the written consent of Pace Analytical Services, LLC.

ANALYTICAL RESULTS

Project: AMEREN RUSH ISLAND ENERGY CTR

Pace Project No.: 60227171

Sample: R-MW-5 **Lab ID: 60227171005** Collected: 09/06/16 11:32 Received: 09/08/16 04:35 Matrix: Water

Parameters	Results	Units	PQL	MDL	DF	Prepared	Analyzed	CAS No.	Qual
200.7 Metals, Total		Analytical Method: EPA 200.7 Preparation Method: EPA 200.7							
Barium	391	ug/L	10.0	0.58	1	09/08/16 10:55	09/08/16 17:28	7440-39-3	
Beryllium	<0.26	ug/L	1.0	0.26	1	09/08/16 10:55	09/08/16 17:28	7440-41-7	
Boron	90.1J	ug/L	100	50.0	1	09/08/16 10:55	09/08/16 17:28	7440-42-8	
Calcium	125000	ug/L	100	8.1	1	09/08/16 10:55	09/08/16 17:28	7440-70-2	
Cobalt	<0.72	ug/L	5.0	0.72	1	09/08/16 10:55	09/08/16 17:28	7440-48-4	
Lead	<2.5	ug/L	5.0	2.5	1	09/08/16 10:55	09/08/16 17:28	7439-92-1	
Lithium	6.3J	ug/L	10.0	4.9	1	09/08/16 10:55	09/08/16 17:28	7439-93-2	
Molybdenum	0.88J	ug/L	20.0	0.52	1	09/08/16 10:55	09/08/16 17:28	7439-98-7	
200.8 MET ICPMS		Analytical Method: EPA 200.8 Preparation Method: EPA 200.8							
Antimony	<0.058	ug/L	1.0	0.058	1	09/08/16 10:55	09/09/16 11:22	7440-36-0	
Arsenic	4.1	ug/L	1.0	0.10	1	09/08/16 10:55	09/09/16 11:22	7440-38-2	
Cadmium	0.051J	ug/L	0.50	0.029	1	09/08/16 10:55	09/09/16 11:22	7440-43-9	B
Chromium	1.4	ug/L	1.0	0.34	1	09/08/16 10:55	09/09/16 11:22	7440-47-3	
Selenium	<0.18	ug/L	1.0	0.18	1	09/08/16 10:55	09/09/16 11:22	7782-49-2	
Thallium	<0.50	ug/L	1.0	0.50	1	09/08/16 10:55	09/09/16 11:22	7440-28-0	
7470 Mercury		Analytical Method: EPA 7470 Preparation Method: EPA 7470							
Mercury	<0.039	ug/L	0.20	0.039	1	09/09/16 08:45	09/09/16 12:44	7439-97-6	
2540C Total Dissolved Solids		Analytical Method: SM 2540C							
Total Dissolved Solids	401	mg/L	5.0	5.0	1		09/08/16 15:42		
4500H+ pH, Electrometric		Analytical Method: SM 4500-H+B							
pH at 25 Degrees C	7.6	Std. Units	0.10	0.10	1		09/09/16 17:00		H6
300.0 IC Anions 28 Days		Analytical Method: EPA 300.0							
Chloride	3.6	mg/L	1.0	0.50	1		09/23/16 20:45	16887-00-6	
Fluoride	0.18J	mg/L	0.20	0.027	1		09/23/16 20:45	16984-48-8	
Sulfate	2.0	mg/L	1.0	0.15	1		09/23/16 20:45	14808-79-8	

REPORT OF LABORATORY ANALYSIS

This report shall not be reproduced, except in full,
without the written consent of Pace Analytical Services, LLC.

ANALYTICAL RESULTS

Project: AMEREN RUSH ISLAND ENERGY CTR

Pace Project No.: 60227171

Sample: R-MW-6 **Lab ID: 60227171006** Collected: 09/07/16 10:25 Received: 09/08/16 04:35 Matrix: Water

Parameters	Results	Units	PQL	MDL	DF	Prepared	Analyzed	CAS No.	Qual
200.7 Metals, Total		Analytical Method: EPA 200.7 Preparation Method: EPA 200.7							
Barium	252	ug/L	10.0	0.58	1	09/08/16 10:55	09/08/16 17:32	7440-39-3	
Beryllium	<0.26	ug/L	1.0	0.26	1	09/08/16 10:55	09/08/16 17:32	7440-41-7	
Boron	353	ug/L	100	50.0	1	09/08/16 10:55	09/08/16 17:32	7440-42-8	
Calcium	90400	ug/L	100	8.1	1	09/08/16 10:55	09/08/16 17:32	7440-70-2	
Cobalt	<0.72	ug/L	5.0	0.72	1	09/08/16 10:55	09/08/16 17:32	7440-48-4	
Lead	<2.5	ug/L	5.0	2.5	1	09/08/16 10:55	09/08/16 17:32	7439-92-1	
Lithium	<4.9	ug/L	10.0	4.9	1	09/08/16 10:55	09/08/16 17:32	7439-93-2	
Molybdenum	1.5J	ug/L	20.0	0.52	1	09/08/16 10:55	09/08/16 17:32	7439-98-7	
200.8 MET ICPMS		Analytical Method: EPA 200.8 Preparation Method: EPA 200.8							
Antimony	0.10J	ug/L	1.0	0.058	1	09/08/16 10:55	09/09/16 11:26	7440-36-0	
Arsenic	0.97J	ug/L	1.0	0.10	1	09/08/16 10:55	09/09/16 11:26	7440-38-2	
Cadmium	0.052J	ug/L	0.50	0.029	1	09/08/16 10:55	09/09/16 11:26	7440-43-9	B
Chromium	1.1	ug/L	1.0	0.34	1	09/08/16 10:55	09/09/16 11:26	7440-47-3	
Selenium	0.42J	ug/L	1.0	0.18	1	09/08/16 10:55	09/09/16 11:26	7782-49-2	
Thallium	<0.50	ug/L	1.0	0.50	1	09/08/16 10:55	09/09/16 11:26	7440-28-0	
7470 Mercury		Analytical Method: EPA 7470 Preparation Method: EPA 7470							
Mercury	<0.039	ug/L	0.20	0.039	1	09/09/16 08:45	09/09/16 12:47	7439-97-6	
2540C Total Dissolved Solids		Analytical Method: SM 2540C							
Total Dissolved Solids	319	mg/L	5.0	5.0	1		09/12/16 08:55		
4500H+ pH, Electrometric		Analytical Method: SM 4500-H+B							
pH at 25 Degrees C	7.3	Std. Units	0.10	0.10	1		09/09/16 17:00		H6
300.0 IC Anions 28 Days		Analytical Method: EPA 300.0							
Chloride	3.3	mg/L	1.0	0.50	1		09/22/16 00:31	16887-00-6	
Fluoride	0.14J	mg/L	0.20	0.027	1		09/22/16 00:31	16984-48-8	
Sulfate	37.3	mg/L	5.0	0.77	5		09/23/16 21:27	14808-79-8	

REPORT OF LABORATORY ANALYSIS

This report shall not be reproduced, except in full,
without the written consent of Pace Analytical Services, LLC.

ANALYTICAL RESULTS

Project: AMEREN RUSH ISLAND ENERGY CTR

Pace Project No.: 60227171

Sample: R-MW-7 **Lab ID: 60227171007** Collected: 09/07/16 09:47 Received: 09/08/16 04:35 Matrix: Water

Parameters	Results	Units	PQL	MDL	DF	Prepared	Analyzed	CAS No.	Qual
200.7 Metals, Total		Analytical Method: EPA 200.7 Preparation Method: EPA 200.7							
Barium	285	ug/L	10.0	0.58	1	09/08/16 10:55	09/08/16 17:43	7440-39-3	
Beryllium	<0.26	ug/L	1.0	0.26	1	09/08/16 10:55	09/08/16 17:43	7440-41-7	
Boron	2340	ug/L	100	50.0	1	09/08/16 10:55	09/08/16 17:43	7440-42-8	
Calcium	72300	ug/L	100	8.1	1	09/08/16 10:55	09/08/16 17:43	7440-70-2	
Cobalt	<0.72	ug/L	5.0	0.72	1	09/08/16 10:55	09/08/16 17:43	7440-48-4	
Lead	<2.5	ug/L	5.0	2.5	1	09/08/16 10:55	09/08/16 17:43	7439-92-1	
Lithium	32.4	ug/L	10.0	4.9	1	09/08/16 10:55	09/08/16 17:43	7439-93-2	
Molybdenum	188	ug/L	20.0	0.52	1	09/08/16 10:55	09/08/16 17:43	7439-98-7	
200.8 MET ICPMS		Analytical Method: EPA 200.8 Preparation Method: EPA 200.8							
Antimony	<0.058	ug/L	1.0	0.058	1	09/08/16 10:55	09/09/16 11:43	7440-36-0	
Arsenic	96.3	ug/L	1.0	0.10	1	09/08/16 10:55	09/09/16 11:43	7440-38-2	
Cadmium	0.061J	ug/L	0.50	0.029	1	09/08/16 10:55	09/09/16 11:43	7440-43-9	B
Chromium	2.1	ug/L	1.0	0.34	1	09/08/16 10:55	09/09/16 11:43	7440-47-3	
Selenium	<0.18	ug/L	1.0	0.18	1	09/08/16 10:55	09/09/16 11:43	7782-49-2	
Thallium	<0.50	ug/L	1.0	0.50	1	09/08/16 10:55	09/09/16 11:43	7440-28-0	
7470 Mercury		Analytical Method: EPA 7470 Preparation Method: EPA 7470							
Mercury	<0.039	ug/L	0.20	0.039	1	09/09/16 08:45	09/09/16 12:53	7439-97-6	
2540C Total Dissolved Solids		Analytical Method: SM 2540C							
Total Dissolved Solids	380	mg/L	5.0	5.0	1		09/12/16 08:57		
4500H+ pH, Electrometric		Analytical Method: SM 4500-H+B							
pH at 25 Degrees C	7.1	Std. Units	0.10	0.10	1		09/09/16 17:00		H6
300.0 IC Anions 28 Days		Analytical Method: EPA 300.0							
Chloride	12.3	mg/L	1.0	0.50	1		09/22/16 00:45	16887-00-6	
Fluoride	0.27	mg/L	0.20	0.027	1		09/22/16 00:45	16984-48-8	
Sulfate	50.0	mg/L	5.0	0.77	5		09/23/16 22:10	14808-79-8	

REPORT OF LABORATORY ANALYSIS

This report shall not be reproduced, except in full,
without the written consent of Pace Analytical Services, LLC.

ANALYTICAL RESULTS

Project: AMEREN RUSH ISLAND ENERGY CTR

Pace Project No.: 60227171

Sample: R-MW-B1 **Lab ID: 60227171008** Collected: 09/06/16 15:30 Received: 09/08/16 04:35 Matrix: Water

Parameters	Results	Units	PQL	MDL	DF	Prepared	Analyzed	CAS No.	Qual
200.7 Metals, Total		Analytical Method: EPA 200.7 Preparation Method: EPA 200.7							
Barium	490	ug/L	10.0	0.58	1	09/08/16 10:55	09/08/16 17:47	7440-39-3	
Beryllium	<0.26	ug/L	1.0	0.26	1	09/08/16 10:55	09/08/16 17:47	7440-41-7	
Boron	116	ug/L	100	50.0	1	09/08/16 10:55	09/08/16 17:47	7440-42-8	
Calcium	153000	ug/L	100	8.1	1	09/08/16 10:55	09/08/16 17:47	7440-70-2	
Cobalt	<0.72	ug/L	5.0	0.72	1	09/08/16 10:55	09/08/16 17:47	7440-48-4	
Lead	3.1J	ug/L	5.0	2.5	1	09/08/16 10:55	09/08/16 17:47	7439-92-1	
Lithium	61.5	ug/L	10.0	4.9	1	09/08/16 10:55	09/08/16 17:47	7439-93-2	
Molybdenum	<0.52	ug/L	20.0	0.52	1	09/08/16 10:55	09/08/16 17:47	7439-98-7	
200.8 MET ICPMS		Analytical Method: EPA 200.8 Preparation Method: EPA 200.8							
Antimony	<0.058	ug/L	1.0	0.058	1	09/08/16 10:55	09/09/16 11:48	7440-36-0	
Arsenic	22.6	ug/L	1.0	0.10	1	09/08/16 10:55	09/09/16 11:48	7440-38-2	
Cadmium	0.049J	ug/L	0.50	0.029	1	09/08/16 10:55	09/09/16 11:48	7440-43-9	B
Chromium	1.4	ug/L	1.0	0.34	1	09/08/16 10:55	09/09/16 11:48	7440-47-3	
Selenium	<0.18	ug/L	1.0	0.18	1	09/08/16 10:55	09/09/16 11:48	7782-49-2	
Thallium	<0.50	ug/L	1.0	0.50	1	09/08/16 10:55	09/09/16 11:48	7440-28-0	
7470 Mercury		Analytical Method: EPA 7470 Preparation Method: EPA 7470							
Mercury	<0.039	ug/L	0.20	0.039	1	09/09/16 08:45	09/09/16 12:56	7439-97-6	
2540C Total Dissolved Solids		Analytical Method: SM 2540C							
Total Dissolved Solids	733	mg/L	5.0	5.0	1		09/08/16 15:43		
4500H+ pH, Electrometric		Analytical Method: SM 4500-H+B							
pH at 25 Degrees C	7.2	Std. Units	0.10	0.10	1		09/09/16 17:00		H6
300.0 IC Anions 28 Days		Analytical Method: EPA 300.0							
Chloride	56.1	mg/L	5.0	2.5	5		09/23/16 22:24	16887-00-6	
Fluoride	0.098J	mg/L	0.20	0.027	1		09/22/16 00:59	16984-48-8	
Sulfate	46.0	mg/L	5.0	0.77	5		09/23/16 22:24	14808-79-8	

REPORT OF LABORATORY ANALYSIS

This report shall not be reproduced, except in full,
without the written consent of Pace Analytical Services, LLC.

ANALYTICAL RESULTS

Project: AMEREN RUSH ISLAND ENERGY CTR

Pace Project No.: 60227171

Sample: R-MW-B2 **Lab ID: 60227171009** Collected: 09/06/16 13:50 Received: 09/08/16 04:35 Matrix: Water

Parameters	Results	Units	PQL	MDL	DF	Prepared	Analyzed	CAS No.	Qual
200.7 Metals, Total		Analytical Method: EPA 200.7 Preparation Method: EPA 200.7							
Barium	407	ug/L	10.0	0.58	1	09/08/16 10:55	09/08/16 17:50	7440-39-3	
Beryllium	<0.26	ug/L	1.0	0.26	1	09/08/16 10:55	09/08/16 17:50	7440-41-7	
Boron	<50.0	ug/L	100	50.0	1	09/08/16 10:55	09/08/16 17:50	7440-42-8	
Calcium	109000	ug/L	100	8.1	1	09/08/16 10:55	09/08/16 17:50	7440-70-2	
Cobalt	<0.72	ug/L	5.0	0.72	1	09/08/16 10:55	09/08/16 17:50	7440-48-4	
Lead	<2.5	ug/L	5.0	2.5	1	09/08/16 10:55	09/08/16 17:50	7439-92-1	
Lithium	9.8J	ug/L	10.0	4.9	1	09/08/16 10:55	09/08/16 17:50	7439-93-2	
Molybdenum	0.82J	ug/L	20.0	0.52	1	09/08/16 10:55	09/08/16 17:50	7439-98-7	
200.8 MET ICPMS		Analytical Method: EPA 200.8 Preparation Method: EPA 200.8							
Antimony	<0.058	ug/L	1.0	0.058	1	09/08/16 10:55	09/09/16 11:52	7440-36-0	
Arsenic	3.1	ug/L	1.0	0.10	1	09/08/16 10:55	09/09/16 11:52	7440-38-2	
Cadmium	0.044J	ug/L	0.50	0.029	1	09/08/16 10:55	09/09/16 11:52	7440-43-9	B
Chromium	1.8	ug/L	1.0	0.34	1	09/08/16 10:55	09/09/16 11:52	7440-47-3	
Selenium	<0.18	ug/L	1.0	0.18	1	09/08/16 10:55	09/09/16 11:52	7782-49-2	
Thallium	<0.50	ug/L	1.0	0.50	1	09/08/16 10:55	09/09/16 11:52	7440-28-0	
7470 Mercury		Analytical Method: EPA 7470 Preparation Method: EPA 7470							
Mercury	<0.039	ug/L	0.20	0.039	1	09/09/16 08:45	09/09/16 12:58	7439-97-6	
2540C Total Dissolved Solids		Analytical Method: SM 2540C							
Total Dissolved Solids	404	mg/L	5.0	5.0	1		09/08/16 15:43		
4500H+ pH, Electrometric		Analytical Method: SM 4500-H+B							
pH at 25 Degrees C	7.6	Std. Units	0.10	0.10	1		09/09/16 17:00		H6

REPORT OF LABORATORY ANALYSIS

This report shall not be reproduced, except in full,
without the written consent of Pace Analytical Services, LLC.

ANALYTICAL RESULTS

Project: AMEREN RUSH ISLAND ENERGY CTR

Pace Project No.: 60227171

Sample: R-DUP-1 **Lab ID: 60227171010** Collected: 09/06/16 08:00 Received: 09/08/16 04:35 Matrix: Water

Parameters	Results	Units	PQL	MDL	DF	Prepared	Analyzed	CAS No.	Qual
200.7 Metals, Total		Analytical Method: EPA 200.7 Preparation Method: EPA 200.7							
Barium	394	ug/L	10.0	0.58	1	09/08/16 10:55	09/08/16 17:54	7440-39-3	
Beryllium	<0.26	ug/L	1.0	0.26	1	09/08/16 10:55	09/08/16 17:54	7440-41-7	
Boron	75.5J	ug/L	100	50.0	1	09/08/16 10:55	09/08/16 17:54	7440-42-8	
Calcium	127000	ug/L	100	8.1	1	09/08/16 10:55	09/08/16 17:54	7440-70-2	
Cobalt	<0.72	ug/L	5.0	0.72	1	09/08/16 10:55	09/08/16 17:54	7440-48-4	
Lead	<2.5	ug/L	5.0	2.5	1	09/08/16 10:55	09/08/16 17:54	7439-92-1	
Lithium	5.4J	ug/L	10.0	4.9	1	09/08/16 10:55	09/08/16 17:54	7439-93-2	
Molybdenum	<0.52	ug/L	20.0	0.52	1	09/08/16 10:55	09/08/16 17:54	7439-98-7	
200.8 MET ICPMS		Analytical Method: EPA 200.8 Preparation Method: EPA 200.8							
Antimony	<0.058	ug/L	1.0	0.058	1	09/08/16 10:55	09/09/16 11:56	7440-36-0	
Arsenic	4.1	ug/L	1.0	0.10	1	09/08/16 10:55	09/09/16 11:56	7440-38-2	
Cadmium	0.040J	ug/L	0.50	0.029	1	09/08/16 10:55	09/09/16 11:56	7440-43-9	B
Chromium	0.61J	ug/L	1.0	0.34	1	09/08/16 10:55	09/09/16 11:56	7440-47-3	
Selenium	<0.18	ug/L	1.0	0.18	1	09/08/16 10:55	09/09/16 11:56	7782-49-2	
Thallium	<0.50	ug/L	1.0	0.50	1	09/08/16 10:55	09/09/16 11:56	7440-28-0	
7470 Mercury		Analytical Method: EPA 7470 Preparation Method: EPA 7470							
Mercury	<0.039	ug/L	0.20	0.039	1	09/09/16 08:45	09/09/16 13:00	7439-97-6	
2540C Total Dissolved Solids		Analytical Method: SM 2540C							
Total Dissolved Solids	407	mg/L	5.0	5.0	1		09/08/16 15:44		
4500H+ pH, Electrometric		Analytical Method: SM 4500-H+B							
pH at 25 Degrees C	7.6	Std. Units	0.10	0.10	1		09/09/16 17:00		H6

REPORT OF LABORATORY ANALYSIS

This report shall not be reproduced, except in full,
without the written consent of Pace Analytical Services, LLC.

ANALYTICAL RESULTS

Project: AMEREN RUSH ISLAND ENERGY CTR

Pace Project No.: 60227171

Sample: R-FB-1 **Lab ID: 60227171011** Collected: 09/07/16 09:40 Received: 09/08/16 04:35 Matrix: Water

Parameters	Results	Units	PQL	MDL	DF	Prepared	Analyzed	CAS No.	Qual
200.7 Metals, Total		Analytical Method: EPA 200.7 Preparation Method: EPA 200.7							
Barium	<0.58	ug/L	10.0	0.58	1	09/08/16 10:55	09/08/16 18:01	7440-39-3	
Beryllium	<0.26	ug/L	1.0	0.26	1	09/08/16 10:55	09/08/16 18:01	7440-41-7	
Boron	<50.0	ug/L	100	50.0	1	09/08/16 10:55	09/08/16 18:01	7440-42-8	
Calcium	22.1J	ug/L	100	8.1	1	09/08/16 10:55	09/08/16 18:01	7440-70-2	
Cobalt	<0.72	ug/L	5.0	0.72	1	09/08/16 10:55	09/08/16 18:01	7440-48-4	
Lead	<2.5	ug/L	5.0	2.5	1	09/08/16 10:55	09/08/16 18:01	7439-92-1	
Lithium	<4.9	ug/L	10.0	4.9	1	09/08/16 10:55	09/08/16 18:01	7439-93-2	
Molybdenum	<0.52	ug/L	20.0	0.52	1	09/08/16 10:55	09/08/16 18:01	7439-98-7	
200.8 MET ICPMS		Analytical Method: EPA 200.8 Preparation Method: EPA 200.8							
Antimony	<0.058	ug/L	1.0	0.058	1	09/08/16 10:55	09/09/16 11:39	7440-36-0	
Arsenic	<0.10	ug/L	1.0	0.10	1	09/08/16 10:55	09/09/16 11:39	7440-38-2	
Cadmium	0.042J	ug/L	0.50	0.029	1	09/08/16 10:55	09/09/16 11:39	7440-43-9	B
Chromium	0.55J	ug/L	1.0	0.34	1	09/08/16 10:55	09/09/16 11:39	7440-47-3	
Selenium	<0.18	ug/L	1.0	0.18	1	09/08/16 10:55	09/09/16 11:39	7782-49-2	
Thallium	<0.50	ug/L	1.0	0.50	1	09/08/16 10:55	09/09/16 11:39	7440-28-0	
7470 Mercury		Analytical Method: EPA 7470 Preparation Method: EPA 7470							
Mercury	<0.039	ug/L	0.20	0.039	1	09/09/16 08:45	09/09/16 13:02	7439-97-6	
2540C Total Dissolved Solids		Analytical Method: SM 2540C							
Total Dissolved Solids	5.0	mg/L	5.0	5.0	1		09/12/16 08:58		
4500H+ pH, Electrometric		Analytical Method: SM 4500-H+B							
pH at 25 Degrees C	6.1	Std. Units	0.10	0.10	1		09/12/16 09:15		H6
300.0 IC Anions 28 Days		Analytical Method: EPA 300.0							
Chloride	<0.50	mg/L	1.0	0.50	1		09/23/16 22:38	16887-00-6	
Fluoride	<0.027	mg/L	0.20	0.027	1		09/23/16 22:38	16984-48-8	
Sulfate	<0.15	mg/L	1.0	0.15	1		09/23/16 22:38	14808-79-8	

REPORT OF LABORATORY ANALYSIS

This report shall not be reproduced, except in full,
without the written consent of Pace Analytical Services, LLC.

ANALYTICAL RESULTS

Project: AMEREN RUSH ISLAND ENERGY CTR

Pace Project No.: 60227171

Sample: R-MW-B2 **Lab ID: 60229963001** Collected: 10/13/16 10:42 Received: 10/14/16 03:55 Matrix: Water

Parameters	Results	Units	PQL	MDL	DF	Prepared	Analyzed	CAS No.	Qual
300.0 IC Anions 28 Days		Analytical Method: EPA 300.0							
Chloride	36.5	mg/L	5.0	2.5	5		10/27/16 13:34	16887-00-6	
Fluoride	0.19J	mg/L	0.20	0.027	1		10/27/16 12:46	16984-48-8	
Sulfate	11.2	mg/L	1.0	0.15	1		10/27/16 12:46	14808-79-8	

REPORT OF LABORATORY ANALYSIS

This report shall not be reproduced, except in full,
without the written consent of Pace Analytical Services, LLC.

QUALITY CONTROL DATA

Project: AMEREN RUSH ISLAND ENERGY CTR

Pace Project No.: 60227171

QC Batch: 445886 Analysis Method: EPA 7470
 QC Batch Method: EPA 7470 Analysis Description: 7470 Mercury
 Associated Lab Samples: 60227171001, 60227171002, 60227171003, 60227171004, 60227171005, 60227171006, 60227171007, 60227171008, 60227171009, 60227171010, 60227171011

METHOD BLANK: 1822798 Matrix: Water
 Associated Lab Samples: 60227171001, 60227171002, 60227171003, 60227171004, 60227171005, 60227171006, 60227171007, 60227171008, 60227171009, 60227171010, 60227171011

Parameter	Units	Blank Result	Reporting Limit	MDL	Analyzed	Qualifiers
Mercury	ug/L	<0.039	0.20	0.039	09/09/16 12:27	

LABORATORY CONTROL SAMPLE: 1822799

Parameter	Units	Spike Conc.	LCS Result	LCS % Rec	% Rec Limits	Qualifiers
Mercury	ug/L	5	5.4	109	80-120	

MATRIX SPIKE & MATRIX SPIKE DUPLICATE: 1822800 1822801

Parameter	Units	60227171004 Result	MS Spike Conc.	MSD Spike Conc.	MS Result	MSD Result	MS % Rec	MSD % Rec	% Rec Limits	RPD	Max RPD	Qual
Mercury	ug/L	<0.039	5	5	4.8	5.8	96	117	75-125	20	20	

Results presented on this page are in the units indicated by the "Units" column except where an alternate unit is presented to the right of the result.

REPORT OF LABORATORY ANALYSIS

This report shall not be reproduced, except in full,
without the written consent of Pace Analytical Services, LLC.

QUALITY CONTROL DATA

Project: AMEREN RUSH ISLAND ENERGY CTR

Pace Project No.: 60227171

QC Batch:	445742	Analysis Method:	EPA 200.7
QC Batch Method:	EPA 200.7	Analysis Description:	200.7 Metals, Total
Associated Lab Samples:	60227171001, 60227171002, 60227171003, 60227171004, 60227171005, 60227171006, 60227171007, 60227171008, 60227171009, 60227171010, 60227171011		

METHOD BLANK:	1822268	Matrix:	Water
Associated Lab Samples:	60227171001, 60227171002, 60227171003, 60227171004, 60227171005, 60227171006, 60227171007, 60227171008, 60227171009, 60227171010, 60227171011		

Parameter	Units	Blank Result	Reporting Limit	MDL	Analyzed	Qualifiers
Barium	ug/L	<0.58	5.0	0.58	09/08/16 16:59	
Beryllium	ug/L	<0.26	1.0	0.26	09/08/16 16:59	
Boron	ug/L	<50.0	100	50.0	09/08/16 16:59	
Calcium	ug/L	<8.1	100	8.1	09/08/16 16:59	
Cobalt	ug/L	<0.72	5.0	0.72	09/08/16 16:59	
Lead	ug/L	<2.5	5.0	2.5	09/08/16 16:59	
Lithium	ug/L	<4.9	10.0	4.9	09/08/16 16:59	
Molybdenum	ug/L	<0.52	20.0	0.52	09/08/16 16:59	

Parameter	Units	Spike Conc.	LCS Result	LCS % Rec	% Rec Limits	Qualifiers
Barium	ug/L	1000	1010	101	85-115	
Beryllium	ug/L	1000	1010	101	85-115	
Boron	ug/L	1000	986	99	85-115	
Calcium	ug/L	10000	10100	101	85-115	
Cobalt	ug/L	1000	1040	104	85-115	
Lead	ug/L	1000	1040	104	85-115	
Lithium	ug/L	1000	1010	101	85-115	
Molybdenum	ug/L	1000	1080	108	85-115	

Parameter	Units	1822270		1822271		MS % Rec	MSD % Rec	% Rec Limits	RPD	Max RPD	Qual
		60227171004 Result	MS Spike Conc.	MSD Spike Conc.	MS Result						
Barium	ug/L	268	1000	1000	1270	1280	100	101	70-130	1	20
Beryllium	ug/L	<0.26	1000	1000	1010	1020	101	102	70-130	1	20
Boron	ug/L	4350	1000	1000	5330	5220	98	87	70-130	2	20
Calcium	ug/L	72600	10000	10000	81500	80700	89	81	70-130	1	20
Cobalt	ug/L	<0.72	1000	1000	1030	1020	103	102	70-130	0	20
Lead	ug/L	<2.5	1000	1000	1020	1020	102	102	70-130	1	20
Lithium	ug/L	44.8	1000	1000	1050	1060	101	102	70-130	1	20
Molybdenum	ug/L	105	1000	1000	1190	1190	109	108	70-130	1	20

Results presented on this page are in the units indicated by the "Units" column except where an alternate unit is presented to the right of the result.

REPORT OF LABORATORY ANALYSIS

This report shall not be reproduced, except in full,
without the written consent of Pace Analytical Services, LLC.

QUALITY CONTROL DATA

Project: AMEREN RUSH ISLAND ENERGY CTR

Pace Project No.: 60227171

MATRIX SPIKE SAMPLE: 1822272		60227171010	Spike	MS	MS	% Rec	
Parameter	Units	Result	Conc.	Result	% Rec	Limits	Qualifiers
Barium	ug/L	394	1000	1420	102	70-130	
Beryllium	ug/L	<0.26	1000	1030	103	70-130	
Boron	ug/L	75.5J	1000	1090	102	70-130	
Calcium	ug/L	127000	10000	136000	86	70-130	
Cobalt	ug/L	<0.72	1000	1030	103	70-130	
Lead	ug/L	<2.5	1000	1030	103	70-130	
Lithium	ug/L	5.4J	1000	1040	104	70-130	
Molybdenum	ug/L	<0.52	1000	1090	109	70-130	

Results presented on this page are in the units indicated by the "Units" column except where an alternate unit is presented to the right of the result.

REPORT OF LABORATORY ANALYSIS

This report shall not be reproduced, except in full,
without the written consent of Pace Analytical Services, LLC.

QUALITY CONTROL DATA

Project: AMEREN RUSH ISLAND ENERGY CTR

Pace Project No.: 60227171

QC Batch: 445743 Analysis Method: EPA 200.8
 QC Batch Method: EPA 200.8 Analysis Description: 200.8 MET
 Associated Lab Samples: 60227171001, 60227171002, 60227171003, 60227171004, 60227171005, 60227171006, 60227171007, 60227171008, 60227171009, 60227171010, 60227171011

METHOD BLANK: 1822275 Matrix: Water
 Associated Lab Samples: 60227171001, 60227171002, 60227171003, 60227171004, 60227171005, 60227171006, 60227171007, 60227171008, 60227171009, 60227171010, 60227171011

Parameter	Units	Blank Result	Reporting Limit	MDL	Analyzed	Qualifiers
Antimony	ug/L	<0.058	1.0	0.058	09/09/16 10:47	
Arsenic	ug/L	<0.10	1.0	0.10	09/09/16 10:47	
Cadmium	ug/L	0.047J	0.50	0.029	09/09/16 10:47	
Chromium	ug/L	<0.34	1.0	0.34	09/09/16 10:47	
Selenium	ug/L	<0.18	1.0	0.18	09/09/16 10:47	
Thallium	ug/L	<0.50	1.0	0.50	09/09/16 10:47	

LABORATORY CONTROL SAMPLE: 1822276

Parameter	Units	Spike Conc.	LCS Result	LCS % Rec	% Rec Limits	Qualifiers
Antimony	ug/L	40	40.2	100	85-115	
Arsenic	ug/L	40	40.8	102	85-115	
Cadmium	ug/L	40	40.0	100	85-115	
Chromium	ug/L	40	41.1	103	85-115	
Selenium	ug/L	40	40.8	102	85-115	
Thallium	ug/L	40	37.8	95	85-115	

MATRIX SPIKE & MATRIX SPIKE DUPLICATE: 1822277 1822278

Parameter	Units	60227171004 Result	MS		MSD		MS % Rec	MSD % Rec	% Rec Limits	RPD	Max RPD	Qual
			Spike Conc.	MS Result	MSD Result	MSD Result						
Antimony	ug/L	<0.058	40	40	41.4	41.2	103	103	70-130	1	20	
Arsenic	ug/L	7.4	40	40	49.1	49.7	104	106	70-130	1	20	
Cadmium	ug/L	0.048J	40	40	39.9	39.3	100	98	70-130	1	20	
Chromium	ug/L	0.86J	40	40	45.7	44.5	112	109	70-130	3	20	
Selenium	ug/L	0.24J	40	40	38.9	39.3	97	98	70-130	1	20	
Thallium	ug/L	<0.50	40	40	39.3	39.6	98	99	70-130	1	20	

MATRIX SPIKE SAMPLE: 1822279

Parameter	Units	60227172002 Result	Spike Conc.	MS Result	MS % Rec	% Rec Limits	Qualifiers
Antimony	ug/L	0.62J	40	39.7	98	70-130	
Arsenic	ug/L	0.99J	40	40.6	99	70-130	
Cadmium	ug/L	0.049J	40	36.6	91	70-130	
Chromium	ug/L	<0.34	40	40.5	101	70-130	

Results presented on this page are in the units indicated by the "Units" column except where an alternate unit is presented to the right of the result.

REPORT OF LABORATORY ANALYSIS

This report shall not be reproduced, except in full, without the written consent of Pace Analytical Services, LLC.

QUALITY CONTROL DATA

Project: AMEREN RUSH ISLAND ENERGY CTR

Pace Project No.: 60227171

MATRIX SPIKE SAMPLE:		1822279					
Parameter	Units	60227172002 Result	Spike Conc.	MS Result	MS % Rec	% Rec Limits	Qualifiers
Selenium	ug/L	0.36J	40	37.1	92	70-130	
Thallium	ug/L	<0.50	40	37.7	94	70-130	

Results presented on this page are in the units indicated by the "Units" column except where an alternate unit is presented to the right of the result.

REPORT OF LABORATORY ANALYSIS

This report shall not be reproduced, except in full,
without the written consent of Pace Analytical Services, LLC.

QUALITY CONTROL DATA

Project: AMEREN RUSH ISLAND ENERGY CTR

Pace Project No.: 60227171

QC Batch: 445811

Analysis Method: SM 2540C

QC Batch Method: SM 2540C

Analysis Description: 2540C Total Dissolved Solids

Associated Lab Samples: 60227171002, 60227171003, 60227171004, 60227171005, 60227171008, 60227171009, 60227171010

METHOD BLANK: 1822528

Matrix: Water

Associated Lab Samples: 60227171002, 60227171003, 60227171004, 60227171005, 60227171008, 60227171009, 60227171010

Parameter	Units	Blank Result	Reporting Limit	MDL	Analyzed	Qualifiers
Total Dissolved Solids	mg/L	<5.0	5.0	5.0	09/08/16 15:38	

LABORATORY CONTROL SAMPLE: 1822529

Parameter	Units	Spike Conc.	LCS Result	LCS % Rec	% Rec Limits	Qualifiers
Total Dissolved Solids	mg/L	1000	1020	102	80-120	

SAMPLE DUPLICATE: 1822530

Parameter	Units	60227171004 Result	Dup Result	RPD	Max RPD	Qualifiers
Total Dissolved Solids	mg/L	414	417	1	10	

Results presented on this page are in the units indicated by the "Units" column except where an alternate unit is presented to the right of the result.

REPORT OF LABORATORY ANALYSIS

This report shall not be reproduced, except in full,
without the written consent of Pace Analytical Services, LLC.

QUALITY CONTROL DATA

Project: AMEREN RUSH ISLAND ENERGY CTR

Pace Project No.: 60227171

QC Batch: 446024

Analysis Method: SM 2540C

QC Batch Method: SM 2540C

Analysis Description: 2540C Total Dissolved Solids

Associated Lab Samples: 60227171001, 60227171006, 60227171007, 60227171011

METHOD BLANK: 1823374

Matrix: Water

Associated Lab Samples: 60227171001, 60227171006, 60227171007, 60227171011

Parameter	Units	Blank Result	Reporting Limit	MDL	Analyzed	Qualifiers
Total Dissolved Solids	mg/L	<5.0	5.0	5.0	09/12/16 08:42	

LABORATORY CONTROL SAMPLE: 1823375

Parameter	Units	Spike Conc.	LCS Result	LCS % Rec	% Rec Limits	Qualifiers
Total Dissolved Solids	mg/L	1000	988	99	80-120	

SAMPLE DUPLICATE: 1823376

Parameter	Units	60227119001 Result	Dup Result	RPD	Max RPD	Qualifiers
Total Dissolved Solids	mg/L	1310	1340	2	10	

SAMPLE DUPLICATE: 1823377

Parameter	Units	60227197001 Result	Dup Result	RPD	Max RPD	Qualifiers
Total Dissolved Solids	mg/L	420	422	0	10	

Results presented on this page are in the units indicated by the "Units" column except where an alternate unit is presented to the right of the result.

REPORT OF LABORATORY ANALYSIS

This report shall not be reproduced, except in full,
without the written consent of Pace Analytical Services, LLC.

QUALITY CONTROL DATA

Project: AMEREN RUSH ISLAND ENERGY CTR

Pace Project No.: 60227171

QC Batch: 446033 Analysis Method: SM 4500-H+B
 QC Batch Method: SM 4500-H+B Analysis Description: 4500H+B pH
 Associated Lab Samples: 60227171003, 60227171004, 60227171005, 60227171006, 60227171007, 60227171008, 60227171009,
 60227171010

SAMPLE DUPLICATE: 1823453

Parameter	Units	60226671001 Result	Dup Result	RPD	Max RPD	Qualifiers
pH at 25 Degrees C	Std. Units	7.5	7.6	1	5	H6

SAMPLE DUPLICATE: 1823482

Parameter	Units	60227171004 Result	Dup Result	RPD	Max RPD	Qualifiers
pH at 25 Degrees C	Std. Units	7.4	7.4	1	5	H6

Results presented on this page are in the units indicated by the "Units" column except where an alternate unit is presented to the right of the result.

REPORT OF LABORATORY ANALYSIS

This report shall not be reproduced, except in full,
without the written consent of Pace Analytical Services, LLC.

QUALITY CONTROL DATA

Project: AMEREN RUSH ISLAND ENERGY CTR

Pace Project No.: 60227171

QC Batch: 446082 Analysis Method: SM 4500-H+B

QC Batch Method: SM 4500-H+B Analysis Description: 4500H+B pH

Associated Lab Samples: 60227171001, 60227171002, 60227171011

SAMPLE DUPLICATE: 1823928

Parameter	Units	60226914001 Result	Dup Result	RPD	Max RPD	Qualifiers
pH at 25 Degrees C	Std. Units	9.2	9.2	0	5	H6

Results presented on this page are in the units indicated by the "Units" column except where an alternate unit is presented to the right of the result.

REPORT OF LABORATORY ANALYSIS

This report shall not be reproduced, except in full,
without the written consent of Pace Analytical Services, LLC.

QUALITY CONTROL DATA

Project: AMEREN RUSH ISLAND ENERGY CTR

Pace Project No.: 60227171

QC Batch: 447440 Analysis Method: EPA 300.0
 QC Batch Method: EPA 300.0 Analysis Description: 300.0 IC Anions
 Associated Lab Samples: 60227171001, 60227171002, 60227171003, 60227171004, 60227171006, 60227171007, 60227171008

METHOD BLANK: 1830341 Matrix: Water
 Associated Lab Samples: 60227171001, 60227171002, 60227171003, 60227171004, 60227171006, 60227171007, 60227171008

Parameter	Units	Blank Result	Reporting Limit	MDL	Analyzed	Qualifiers
Chloride	mg/L	<0.50	1.0	0.50	09/21/16 21:41	
Fluoride	mg/L	<0.027	0.20	0.027	09/21/16 21:41	

LABORATORY CONTROL SAMPLE: 1830342

Parameter	Units	Spike Conc.	LCS Result	LCS % Rec	% Rec Limits	Qualifiers
Chloride	mg/L	5	4.7	95	90-110	
Fluoride	mg/L	2.5	2.5	98	90-110	

MATRIX SPIKE & MATRIX SPIKE DUPLICATE: 1830343 1830344

Parameter	Units	60227171001 Result	MS Spike Conc.	MSD Spike Conc.	MS Result	MSD Result	MS % Rec	MSD % Rec	% Rec Limits	RPD	Max RPD	Qual
Fluoride	mg/L	0.37	2.5	2.5	3.0	3.0	104	106	80-120	1	15	

MATRIX SPIKE SAMPLE: 1830345

Parameter	Units	60227171004 Result	Spike Conc.	MS Result	MS % Rec	% Rec Limits	Qualifiers
Fluoride	mg/L	0.73	2.5	3.1	96	80-120	

Results presented on this page are in the units indicated by the "Units" column except where an alternate unit is presented to the right of the result.

REPORT OF LABORATORY ANALYSIS

This report shall not be reproduced, except in full,
 without the written consent of Pace Analytical Services, LLC.

QUALITY CONTROL DATA

Project: AMEREN RUSH ISLAND ENERGY CTR

Pace Project No.: 60227171

QC Batch:	447719	Analysis Method:	EPA 300.0
QC Batch Method:	EPA 300.0	Analysis Description:	300.0 IC Anions
Associated Lab Samples:	60227171001, 60227171002, 60227171003, 60227171004, 60227171005, 60227171006, 60227171007, 60227171008, 60227171011		

METHOD BLANK:	1831437	Matrix:	Water
Associated Lab Samples:	60227171001, 60227171002, 60227171003, 60227171004, 60227171005, 60227171006, 60227171007, 60227171008, 60227171011		

Parameter	Units	Blank Result	Reporting Limit	MDL	Analyzed	Qualifiers
Chloride	mg/L	<0.50	1.0	0.50	09/23/16 17:26	
Fluoride	mg/L	<0.027	0.20	0.027	09/23/16 17:26	
Sulfate	mg/L	<0.15	1.0	0.15	09/23/16 17:26	

LABORATORY CONTROL SAMPLE: 1831438

Parameter	Units	Spike Conc.	LCS Result	LCS % Rec	% Rec Limits	Qualifiers
Chloride	mg/L	5	4.6	93	90-110	
Fluoride	mg/L	2.5	2.5	99	90-110	
Sulfate	mg/L	5	5.1	102	90-110	

MATRIX SPIKE SAMPLE: 1831439

Parameter	Units	60227171004 Result	Spike Conc.	MS Result	MS % Rec	% Rec Limits	Qualifiers
Chloride	mg/L	19.7	10	28.9	92	80-120	
Fluoride	mg/L	0.73		6.2			
Sulfate	mg/L	43.9	25	70.6	107	80-120	

MATRIX SPIKE SAMPLE: 1831440

Parameter	Units	60227171005 Result	Spike Conc.	MS Result	MS % Rec	% Rec Limits	Qualifiers
Chloride	mg/L	3.6	5	8.2	92	80-120	
Fluoride	mg/L	0.18J	2.5	3.0	114	80-120	
Sulfate	mg/L	2.0	5	7.0	101	80-120	

Results presented on this page are in the units indicated by the "Units" column except where an alternate unit is presented to the right of the result.

REPORT OF LABORATORY ANALYSIS

This report shall not be reproduced, except in full,
without the written consent of Pace Analytical Services, LLC.

QUALITY CONTROL DATA

Project: AMEREN RUSH ISLAND ENERGY CTR
Pace Project No.: 60227171

QC Batch: 451880 Analysis Method: EPA 300.0
QC Batch Method: EPA 300.0 Analysis Description: 300.0 IC Anions
Associated Lab Samples: 60229963001

METHOD BLANK: 1849696 Matrix: Water
Associated Lab Samples: 60229963001

Parameter	Units	Blank Result	Reporting Limit	MDL	Analyzed	Qualifiers
Chloride	mg/L	<0.50	1.0	0.50	10/27/16 05:37	
Fluoride	mg/L	<0.027	0.20	0.027	10/27/16 05:37	
Sulfate	mg/L	<0.15	1.0	0.15	10/27/16 05:37	

LABORATORY CONTROL SAMPLE: 1849697

Parameter	Units	Spike Conc.	LCS Result	LCS % Rec	% Rec Limits	Qualifiers
Chloride	mg/L	5	4.7	94	90-110	
Fluoride	mg/L	2.5	2.5	99	90-110	
Sulfate	mg/L	5	4.8	95	90-110	

MATRIX SPIKE & MATRIX SPIKE DUPLICATE: 1849698 1849699

Parameter	Units	60229963001		1849698		1849699		% Rec Limits	RPD	Max RPD	Qual
		MS Spike Conc.	MSD Spike Conc.	MS Result	MSD Result	MS % Rec	MSD % Rec				
Chloride	mg/L	36.5	25	25	63.2	62.5	107	104	80-120	1	15
Fluoride	mg/L	0.19J	2.5	2.5	2.8	2.9	105	107	80-120	2	15
Sulfate	mg/L	11.2	5	5	16.6	16.5	107	105	80-120	0	15

MATRIX SPIKE SAMPLE: 1849700

Parameter	Units	60230198001 Result	Spike Conc.	MS Result	MS % Rec	% Rec Limits	Qualifiers
Chloride	mg/L	ND	5	5.6	91	80-120	

Results presented on this page are in the units indicated by the "Units" column except where an alternate unit is presented to the right of the result.

REPORT OF LABORATORY ANALYSIS

This report shall not be reproduced, except in full,
without the written consent of Pace Analytical Services, LLC.

ANALYTICAL RESULTS - RADIOCHEMISTRY

Project: AMEREN RUSH ISLAND ENERGY CTR

Pace Project No.: 60227171

Sample: R-MW-1 **Lab ID: 60227171001** Collected: 09/07/16 08:53 Received: 09/08/16 04:35 Matrix: Water
PWS: Site ID: Sample Type:

Parameters	Method	Act ± Unc (MDC) Carr Trac	Units	Analyzed	CAS No.	Qual
Radium-226	EPA 903.1	0.0651 ± 0.337 (0.700) C:NA T:81%	pCi/L	09/27/16 12:33	13982-63-3	
Radium-228	EPA 904.0	1.26 ± 0.529 (0.852) C:77% T:77%	pCi/L	09/21/16 22:02	15262-20-1	

REPORT OF LABORATORY ANALYSIS

This report shall not be reproduced, except in full,
without the written consent of Pace Analytical Services, LLC.

ANALYTICAL RESULTS - RADIOCHEMISTRY

Project: AMEREN RUSH ISLAND ENERGY CTR

Pace Project No.: 60227171

Sample: R-MW-2 **Lab ID: 60227171002** Collected: 09/06/16 15:23 Received: 09/08/16 04:35 Matrix: Water
PWS: Site ID: Sample Type:

Parameters	Method	Act ± Unc (MDC) Carr Trac	Units	Analyzed	CAS No.	Qual
Radium-226	EPA 903.1	-0.134 ± 0.307 (0.723) C:NA T:80%	pCi/L	09/27/16 12:44	13982-63-3	
Radium-228	EPA 904.0	0.613 ± 0.475 (0.942) C:73% T:77%	pCi/L	09/21/16 22:03	15262-20-1	

REPORT OF LABORATORY ANALYSIS

This report shall not be reproduced, except in full,
without the written consent of Pace Analytical Services, LLC.

ANALYTICAL RESULTS - RADIOCHEMISTRY

Project: AMEREN RUSH ISLAND ENERGY CTR

Pace Project No.: 60227171

Sample: R-MW-3 **Lab ID: 60227171003** Collected: 09/06/16 14:27 Received: 09/08/16 04:35 Matrix: Water
PWS: Site ID: Sample Type:

Parameters	Method	Act ± Unc (MDC) Carr Trac	Units	Analyzed	CAS No.	Qual
Radium-226	EPA 903.1	0.138 ± 0.316 (0.188) C:NA T:80%	pCi/L	09/27/16 12:59	13982-63-3	
Radium-228	EPA 904.0	1.10 ± 0.537 (0.911) C:65% T:77%	pCi/L	09/21/16 22:05	15262-20-1	

REPORT OF LABORATORY ANALYSIS

This report shall not be reproduced, except in full,
without the written consent of Pace Analytical Services, LLC.

ANALYTICAL RESULTS - RADIOCHEMISTRY

Project: AMEREN RUSH ISLAND ENERGY CTR

Pace Project No.: 60227171

Sample: R-MW-4 **Lab ID: 60227171004** Collected: 09/06/16 12:45 Received: 09/08/16 04:35 Matrix: Water
PWS: Site ID: Sample Type:

Parameters	Method	Act ± Unc (MDC) Carr Trac	Units	Analyzed	CAS No.	Qual
Radium-226	EPA 903.1	0.312 ± 0.376 (0.574) C:NA T:77%	pCi/L	09/27/16 13:10	13982-63-3	
Radium-228	EPA 904.0	1.58 ± 0.609 (0.960) C:76% T:85%	pCi/L	09/21/16 22:30	15262-20-1	

REPORT OF LABORATORY ANALYSIS

This report shall not be reproduced, except in full,
without the written consent of Pace Analytical Services, LLC.

ANALYTICAL RESULTS - RADIOCHEMISTRY

Project: AMEREN RUSH ISLAND ENERGY CTR

Pace Project No.: 60227171

Sample: R-MW-5 **Lab ID: 60227171005** Collected: 09/06/16 11:32 Received: 09/08/16 04:35 Matrix: Water
PWS: Site ID: Sample Type:

Parameters	Method	Act ± Unc (MDC) Carr Trac	Units	Analyzed	CAS No.	Qual
Radium-226	EPA 903.1	0.0646 ± 0.420 (0.847) C:NA T:83%	pCi/L	09/27/16 19:08	13982-63-3	
Radium-228	EPA 904.0	1.13 ± 0.515 (0.860) C:66% T:88%	pCi/L	09/21/16 22:04	15262-20-1	

REPORT OF LABORATORY ANALYSIS

This report shall not be reproduced, except in full,
without the written consent of Pace Analytical Services, LLC.

ANALYTICAL RESULTS - RADIOCHEMISTRY

Project: AMEREN RUSH ISLAND ENERGY CTR

Pace Project No.: 60227171

Sample: R-MW-6 **Lab ID: 60227171006** Collected: 09/07/16 10:25 Received: 09/08/16 04:35 Matrix: Water
PWS: Site ID: Sample Type:

Parameters	Method	Act ± Unc (MDC) Carr Trac	Units	Analyzed	CAS No.	Qual
Radium-226	EPA 903.1	0.0726 ± 0.472 (0.952) C:NA T:79%	pCi/L	09/27/16 19:19	13982-63-3	
Radium-228	EPA 904.0	1.15 ± 0.583 (1.02) C:63% T:79%	pCi/L	09/21/16 22:30	15262-20-1	

REPORT OF LABORATORY ANALYSIS

This report shall not be reproduced, except in full,
without the written consent of Pace Analytical Services, LLC.

ANALYTICAL RESULTS - RADIOCHEMISTRY

Project: AMEREN RUSH ISLAND ENERGY CTR

Pace Project No.: 60227171

Sample: R-MW-7 **Lab ID: 60227171007** Collected: 09/07/16 09:47 Received: 09/08/16 04:35 Matrix: Water
PWS: Site ID: Sample Type:

Parameters	Method	Act ± Unc (MDC) Carr Trac	Units	Analyzed	CAS No.	Qual
Radium-226	EPA 903.1	0.482 ± 0.504 (0.790) C:NA T:85%	pCi/L	09/27/16 19:07	13982-63-3	
Radium-228	EPA 904.0	0.302 ± 0.341 (0.712) C:81% T:81%	pCi/L	09/21/16 22:04	15262-20-1	

REPORT OF LABORATORY ANALYSIS

This report shall not be reproduced, except in full,
without the written consent of Pace Analytical Services, LLC.

ANALYTICAL RESULTS - RADIOCHEMISTRY

Project: AMEREN RUSH ISLAND ENERGY CTR

Pace Project No.: 60227171

Sample: R-MW-B1 **Lab ID: 60227171008** Collected: 09/06/16 15:30 Received: 09/08/16 04:35 Matrix: Water
PWS: Site ID: Sample Type:

Parameters	Method	Act ± Unc (MDC) Carr Trac	Units	Analyzed	CAS No.	Qual
Radium-226	EPA 903.1	0.420 ± 0.458 (0.720) C:NA T:86%	pCi/L	09/27/16 19:08	13982-63-3	
Radium-228	EPA 904.0	1.50 ± 0.542 (0.781) C:81% T:77%	pCi/L	09/21/16 22:04	15262-20-1	

REPORT OF LABORATORY ANALYSIS

This report shall not be reproduced, except in full,
without the written consent of Pace Analytical Services, LLC.

ANALYTICAL RESULTS - RADIOCHEMISTRY

Project: AMEREN RUSH ISLAND ENERGY CTR

Pace Project No.: 60227171

Sample: R-MW-B2 **Lab ID: 60227171009** Collected: 09/06/16 13:50 Received: 09/08/16 04:35 Matrix: Water
PWS: Site ID: Sample Type:

Parameters	Method	Act ± Unc (MDC) Carr Trac	Units	Analyzed	CAS No.	Qual
Radium-226	EPA 903.1	0.268 ± 0.280 (0.395) C:NA T:97%	pCi/L	09/27/16 19:09	13982-63-3	
Radium-228	EPA 904.0	1.99 ± 0.571 (0.612) C:82% T:82%	pCi/L	09/21/16 22:04	15262-20-1	

REPORT OF LABORATORY ANALYSIS

This report shall not be reproduced, except in full,
without the written consent of Pace Analytical Services, LLC.

ANALYTICAL RESULTS - RADIOCHEMISTRY

Project: AMEREN RUSH ISLAND ENERGY CTR

Pace Project No.: 60227171

Sample: R-DUP-1 **Lab ID: 60227171010** Collected: 09/06/16 08:00 Received: 09/08/16 04:35 Matrix: Water
PWS: Site ID: Sample Type:

Parameters	Method	Act ± Unc (MDC) Carr Trac	Units	Analyzed	CAS No.	Qual
Radium-226	EPA 903.1	0.564 ± 0.413 (0.461) C:NA T:83%	pCi/L	09/27/16 19:09	13982-63-3	
Radium-228	EPA 904.0	0.281 ± 0.338 (0.713) C:75% T:89%	pCi/L	09/21/16 22:04	15262-20-1	

REPORT OF LABORATORY ANALYSIS

This report shall not be reproduced, except in full,
without the written consent of Pace Analytical Services, LLC.

ANALYTICAL RESULTS - RADIOCHEMISTRY

Project: AMEREN RUSH ISLAND ENERGY CTR

Pace Project No.: 60227171

Sample: R-FB-1 **Lab ID: 60227171011** Collected: 09/07/16 09:40 Received: 09/08/16 04:35 Matrix: Water
PWS: Site ID: Sample Type:

Parameters	Method	Act ± Unc (MDC) Carr Trac	Units	Analyzed	CAS No.	Qual
Radium-226	EPA 903.1	0.000 ± 0.266 (0.429) C:NA T:88%	pCi/L	09/27/16 19:19	13982-63-3	
Radium-228	EPA 904.0	0.724 ± 0.396 (0.708) C:80% T:88%	pCi/L	09/21/16 22:31	15262-20-1	

REPORT OF LABORATORY ANALYSIS

This report shall not be reproduced, except in full,
without the written consent of Pace Analytical Services, LLC.

ANALYTICAL RESULTS - RADIOCHEMISTRY

Project: AMEREN RUSH ISLAND ENERGY CTR

Pace Project No.: 60227171

Sample: R-MW-4 MS **Lab ID: 60227171012** Collected: 09/06/16 12:45 Received: 09/08/16 04:35 Matrix: Water
PWS: Site ID: Sample Type:

Parameters	Method	Act ± Unc (MDC) Carr Trac	Units	Analyzed	CAS No.	Qual
Radium-226	EPA 903.1	96.4 %REC ± NA (NA) C:NA T:NA	pCi/L	09/27/16 19:19	13982-63-3	
Radium-228	EPA 904.0	88.6 %REC +/- NA (NA) C:NA T:NA	pCi/L	09/21/16 22:04	15262-20-1	

REPORT OF LABORATORY ANALYSIS

This report shall not be reproduced, except in full,
without the written consent of Pace Analytical Services, LLC.

ANALYTICAL RESULTS - RADIOCHEMISTRY

Project: AMEREN RUSH ISLAND ENERGY CTR

Pace Project No.: 60227171

Sample: R-MW-4 MSD **Lab ID: 60227171013** Collected: 09/06/16 12:45 Received: 09/08/16 04:35 Matrix: Water
PWS: Site ID: Sample Type:

Parameters	Method	Act ± Unc (MDC) Carr Trac	Units	Analyzed	CAS No.	Qual
Radium-226	EPA 903.1	121.7 %REC 22.4 RPD ± NA (NA) C:NA T:NA	pCi/L	09/27/16 20:57	13982-63-3	
Radium-228	EPA 904.0	113 %REC 24.6 RPD +/- NA (NA) C:NA T:NA	pCi/L	09/21/16 22:28	15262-20-1	

REPORT OF LABORATORY ANALYSIS

This report shall not be reproduced, except in full,
without the written consent of Pace Analytical Services, LLC.

QUALITY CONTROL - RADIOCHEMISTRY

Project: AMEREN RUSH ISLAND ENERGY CTR

Pace Project No.: 60227171

QC Batch:	233291	Analysis Method:	EPA 904.0
QC Batch Method:	EPA 904.0	Analysis Description:	904.0 Radium 228
Associated Lab Samples:	60227171001, 60227171002, 60227171003, 60227171004, 60227171005, 60227171006, 60227171007, 60227171008, 60227171009, 60227171010, 60227171011, 60227171012, 60227171013		

METHOD BLANK:	1143396	Matrix:	Water
Associated Lab Samples:	60227171001, 60227171002, 60227171003, 60227171004, 60227171005, 60227171006, 60227171007, 60227171008, 60227171009, 60227171010, 60227171011, 60227171012, 60227171013		

Parameter	Act ± Unc (MDC) Carr Trac	Units	Analyzed	Qualifiers
Radium-228	0.697 ± 0.465 (0.895) C:80% T:79%	pCi/L	09/21/16 22:30	

Results presented on this page are in the units indicated by the "Units" column except where an alternate unit is presented to the right of the result.

REPORT OF LABORATORY ANALYSIS

This report shall not be reproduced, except in full,
without the written consent of Pace Analytical Services, LLC.

QUALITY CONTROL - RADIOCHEMISTRY

Project: AMEREN RUSH ISLAND ENERGY CTR

Pace Project No.: 60227171

QC Batch:	233277	Analysis Method:	EPA 903.1
QC Batch Method:	EPA 903.1	Analysis Description:	903.1 Radium-226
Associated Lab Samples:	60227171001, 60227171002, 60227171003, 60227171004, 60227171005, 60227171006, 60227171007, 60227171008, 60227171009, 60227171010, 60227171011, 60227171012, 60227171013		

METHOD BLANK:	1143370	Matrix:	Water
Associated Lab Samples:	60227171001, 60227171002, 60227171003, 60227171004, 60227171005, 60227171006, 60227171007, 60227171008, 60227171009, 60227171010, 60227171011, 60227171012, 60227171013		

Parameter	Act ± Unc (MDC) Carr Trac	Units	Analyzed	Qualifiers
Radium-226	0.0583 ± 0.266 (0.541) C:NA T:94%	pCi/L	09/27/16 12:39	

Results presented on this page are in the units indicated by the "Units" column except where an alternate unit is presented to the right of the result.

REPORT OF LABORATORY ANALYSIS

This report shall not be reproduced, except in full,
without the written consent of Pace Analytical Services, LLC.

QUALIFIERS

Project: AMEREN RUSH ISLAND ENERGY CTR

Pace Project No.: 60227171

DEFINITIONS

DF - Dilution Factor, if reported, represents the factor applied to the reported data due to dilution of the sample aliquot.

ND - Not Detected at or above adjusted reporting limit.

J - Estimated concentration above the adjusted method detection limit and below the adjusted reporting limit.

MDL - Adjusted Method Detection Limit.

PQL - Practical Quantitation Limit.

RL - Reporting Limit.

S - Surrogate

1,2-Diphenylhydrazine decomposes to and cannot be separated from Azobenzene using Method 8270. The result for each analyte is a combined concentration.

Consistent with EPA guidelines, unrounded data are displayed and have been used to calculate % recovery and RPD values.

LCS(D) - Laboratory Control Sample (Duplicate)

MS(D) - Matrix Spike (Duplicate)

DUP - Sample Duplicate

RPD - Relative Percent Difference

NC - Not Calculable.

SG - Silica Gel - Clean-Up

U - Indicates the compound was analyzed for, but not detected.

N-Nitrosodiphenylamine decomposes and cannot be separated from Diphenylamine using Method 8270. The result reported for each analyte is a combined concentration.

Act - Activity

Unc - Uncertainty: SDWA = 1.96 sigma count uncertainty, all other matrices = Expanded Uncertainty (95% confidence interval).

Gamma Spec = Expanded Uncertainty (95.4% Confidence Interval)

(MDC) - Minimum Detectable Concentration

Trac - Tracer Recovery (%)

Carr - Carrier Recovery (%)

Pace Analytical is TNI accredited. Contact your Pace PM for the current list of accredited analytes.

TNI - The NELAC Institute.

LABORATORIES

PASI-K Pace Analytical Services - Kansas City

PASI-PA Pace Analytical Services - Greensburg

ANALYTE QUALIFIERS

B Analyte was detected in the associated method blank.

H6 Analysis initiated outside of the 15 minute EPA required holding time.

REPORT OF LABORATORY ANALYSIS

This report shall not be reproduced, except in full,
without the written consent of Pace Analytical Services, LLC.

QUALITY CONTROL DATA CROSS REFERENCE TABLE

Project: AMEREN RUSH ISLAND ENERGY CTR

Pace Project No.: 60227171

Lab ID	Sample ID	QC Batch Method	QC Batch	Analytical Method	Analytical Batch
60227171001	R-MW-1	EPA 200.7	445742	EPA 200.7	445771
60227171002	R-MW-2	EPA 200.7	445742	EPA 200.7	445771
60227171003	R-MW-3	EPA 200.7	445742	EPA 200.7	445771
60227171004	R-MW-4	EPA 200.7	445742	EPA 200.7	445771
60227171005	R-MW-5	EPA 200.7	445742	EPA 200.7	445771
60227171006	R-MW-6	EPA 200.7	445742	EPA 200.7	445771
60227171007	R-MW-7	EPA 200.7	445742	EPA 200.7	445771
60227171008	R-MW-B1	EPA 200.7	445742	EPA 200.7	445771
60227171009	R-MW-B2	EPA 200.7	445742	EPA 200.7	445771
60227171010	R-DUP-1	EPA 200.7	445742	EPA 200.7	445771
60227171011	R-FB-1	EPA 200.7	445742	EPA 200.7	445771
60227171001	R-MW-1	EPA 200.8	445743	EPA 200.8	445773
60227171002	R-MW-2	EPA 200.8	445743	EPA 200.8	445773
60227171003	R-MW-3	EPA 200.8	445743	EPA 200.8	445773
60227171004	R-MW-4	EPA 200.8	445743	EPA 200.8	445773
60227171005	R-MW-5	EPA 200.8	445743	EPA 200.8	445773
60227171006	R-MW-6	EPA 200.8	445743	EPA 200.8	445773
60227171007	R-MW-7	EPA 200.8	445743	EPA 200.8	445773
60227171008	R-MW-B1	EPA 200.8	445743	EPA 200.8	445773
60227171009	R-MW-B2	EPA 200.8	445743	EPA 200.8	445773
60227171010	R-DUP-1	EPA 200.8	445743	EPA 200.8	445773
60227171011	R-FB-1	EPA 200.8	445743	EPA 200.8	445773
60227171001	R-MW-1	EPA 7470	445886	EPA 7470	445897
60227171002	R-MW-2	EPA 7470	445886	EPA 7470	445897
60227171003	R-MW-3	EPA 7470	445886	EPA 7470	445897
60227171004	R-MW-4	EPA 7470	445886	EPA 7470	445897
60227171005	R-MW-5	EPA 7470	445886	EPA 7470	445897
60227171006	R-MW-6	EPA 7470	445886	EPA 7470	445897
60227171007	R-MW-7	EPA 7470	445886	EPA 7470	445897
60227171008	R-MW-B1	EPA 7470	445886	EPA 7470	445897
60227171009	R-MW-B2	EPA 7470	445886	EPA 7470	445897
60227171010	R-DUP-1	EPA 7470	445886	EPA 7470	445897
60227171011	R-FB-1	EPA 7470	445886	EPA 7470	445897
60227171001	R-MW-1	EPA 903.1	233277		
60227171002	R-MW-2	EPA 903.1	233277		
60227171003	R-MW-3	EPA 903.1	233277		
60227171004	R-MW-4	EPA 903.1	233277		
60227171005	R-MW-5	EPA 903.1	233277		
60227171006	R-MW-6	EPA 903.1	233277		
60227171007	R-MW-7	EPA 903.1	233277		
60227171008	R-MW-B1	EPA 903.1	233277		
60227171009	R-MW-B2	EPA 903.1	233277		
60227171010	R-DUP-1	EPA 903.1	233277		
60227171011	R-FB-1	EPA 903.1	233277		
60227171012	R-MW-4 MS	EPA 903.1	233277		
60227171013	R-MW-4 MSD	EPA 903.1	233277		
60227171001	R-MW-1	EPA 904.0	233291		

REPORT OF LABORATORY ANALYSIS

This report shall not be reproduced, except in full,
without the written consent of Pace Analytical Services, LLC.

QUALITY CONTROL DATA CROSS REFERENCE TABLE

Project: AMEREN RUSH ISLAND ENERGY CTR

Pace Project No.: 60227171

Lab ID	Sample ID	QC Batch Method	QC Batch	Analytical Method	Analytical Batch
60227171002	R-MW-2	EPA 904.0	233291		
60227171003	R-MW-3	EPA 904.0	233291		
60227171004	R-MW-4	EPA 904.0	233291		
60227171005	R-MW-5	EPA 904.0	233291		
60227171006	R-MW-6	EPA 904.0	233291		
60227171007	R-MW-7	EPA 904.0	233291		
60227171008	R-MW-B1	EPA 904.0	233291		
60227171009	R-MW-B2	EPA 904.0	233291		
60227171010	R-DUP-1	EPA 904.0	233291		
60227171011	R-FB-1	EPA 904.0	233291		
60227171012	R-MW-4 MS	EPA 904.0	233291		
60227171013	R-MW-4 MSD	EPA 904.0	233291		
60227171001	R-MW-1	SM 2540C	446024		
60227171002	R-MW-2	SM 2540C	445811		
60227171003	R-MW-3	SM 2540C	445811		
60227171004	R-MW-4	SM 2540C	445811		
60227171005	R-MW-5	SM 2540C	445811		
60227171006	R-MW-6	SM 2540C	446024		
60227171007	R-MW-7	SM 2540C	446024		
60227171008	R-MW-B1	SM 2540C	445811		
60227171009	R-MW-B2	SM 2540C	445811		
60227171010	R-DUP-1	SM 2540C	445811		
60227171011	R-FB-1	SM 2540C	446024		
60227171001	R-MW-1	SM 4500-H+B	446082		
60227171002	R-MW-2	SM 4500-H+B	446082		
60227171003	R-MW-3	SM 4500-H+B	446033		
60227171004	R-MW-4	SM 4500-H+B	446033		
60227171005	R-MW-5	SM 4500-H+B	446033		
60227171006	R-MW-6	SM 4500-H+B	446033		
60227171007	R-MW-7	SM 4500-H+B	446033		
60227171008	R-MW-B1	SM 4500-H+B	446033		
60227171009	R-MW-B2	SM 4500-H+B	446033		
60227171010	R-DUP-1	SM 4500-H+B	446033		
60227171011	R-FB-1	SM 4500-H+B	446082		
60227171001	R-MW-1	EPA 300.0	447440		
60227171001	R-MW-1	EPA 300.0	447719		
60227171002	R-MW-2	EPA 300.0	447440		
60227171002	R-MW-2	EPA 300.0	447719		
60227171003	R-MW-3	EPA 300.0	447440		
60227171003	R-MW-3	EPA 300.0	447719		
60227171004	R-MW-4	EPA 300.0	447440		

REPORT OF LABORATORY ANALYSIS

This report shall not be reproduced, except in full,
without the written consent of Pace Analytical Services, LLC.

QUALITY CONTROL DATA CROSS REFERENCE TABLE

Project: AMEREN RUSH ISLAND ENERGY CTR

Pace Project No.: 60227171

Lab ID	Sample ID	QC Batch Method	QC Batch	Analytical Method	Analytical Batch
60227171004	R-MW-4	EPA 300.0	447719		
60227171005	R-MW-5	EPA 300.0	447719		
60227171006	R-MW-6	EPA 300.0	447440		
60227171006	R-MW-6	EPA 300.0	447719		
60227171007	R-MW-7	EPA 300.0	447440		
60227171007	R-MW-7	EPA 300.0	447719		
60227171008	R-MW-B1	EPA 300.0	447440		
60227171008	R-MW-B1	EPA 300.0	447719		
60227171011	R-FB-1	EPA 300.0	447719		
60229963001	R-MW-B2	EPA 300.0	451880		

REPORT OF LABORATORY ANALYSIS

This report shall not be reproduced, except in full,
without the written consent of Pace Analytical Services, LLC.



Sample Condition Upon Receipt

WO#: 60227171
Barcode with number 60227171

Client Name: Golder

Courier: FedEx [] UPS [] VIA [] Clay [] PEX [] ECI [] Pace [] Xroads [x] Client [] Other []

Tracking #: Pace Shipping Label Used? Yes [] No [x]

Custody Seal on Cooler/Box Present: Yes [x] No [] Seals intact: Yes [x] No []

Packing Material: Bubble Wrap [] Bubble Bags [] Foam [] None [x] Other []

Thermometer Used: T-268 / T-239 Type of Ice: Wet Blue None

Cooler Temperature (°C): As-read 1.2/22.5/21.7 Corr. Factor CF +1.1 CF -0.1 Corrected 2.3/23.6/22.6 Date and initials of person examining contents: p-9/8/16

Temperature should be above freezing to 6°C

Table with 3 columns: Question, Yes/No/N/A checkboxes, and handwritten notes (e.g., pH, WT). Rows include Chain of Custody, Samples arrived, Short Hold Time, Rush Turn Around Time, Sufficient volume, Correct containers used, Pace containers used, Containers intact, Unpreserved soils, Filtered volume, Sample labels match COC, Samples contain multiple phases, Containers requiring pH preservation, Cyanide water sample checks, Lead acetate strip, Potassium iodide test strip, Trip Blank present, Headspace in VOA vials, Samples from USDA Regulated Area, Additional labels attached.

Client Notification/ Resolution: Copy COC to Client? Y / N Field Data Required? Y / N

Person Contacted: Jami Church Date/Time: 9/8/16

Comments/ Resolution:

Project Manager Review: Date:

CHAIN-OF-CUSTODY / Analytical Request Document

The Chain-of-Custody is a LEGAL DOCUMENT. All relevant fields must be completed accurately.



Section A
 Required Client Information:
 Company: **Golder Associates**
 Address: **820 South Main Street, Suite 100**
 St Charles, MO 63301
 Email To: **maddock@golder.com**
 Phone: **636-724-9191** Fax: **636-724-9323**
 Requested Due Date/TAT: **Standard**

Section B
 Required Project Information:
 Report To: **Mark Haddock (mhaddock@golder.com)**
 Copy To: **Jeffrey Ingram**
 Purchase Order No.:
 Project Name: **Ameren Rush Island Engery Center**
 Project Number: **153-1406.0002A**

Section C
 Invoice Information:
 Attention:
 Company Name:
 Address:
 Pace Quote Reference:
 Pace Project Manager: **Jamie Church**
 Pace Profile #: **9285**

REGULATORY AGENCY
 NPDES GROUND WATER DRINKING WATER
 UST RCRA OTHER

Site Location: MO STATE: MO

ITEM #	Section D Required Client Information	Valid Matrix Codes		COLLECTED		# OF CONTAINERS	Preservatives				Analysis Test ↓	Methanol	Na ₂ S ₂ O ₃	NaOH	HCl	HNO ₃	H ₂ SO ₄	Unpreserved	Metals* ↓	Chloride/Fluoride/Sulfate ↓	TDS ↓	pH ↓	Radium 226 & 228 ↓	Residual Chlorine (Y/N)	Pace Project No./ Lab I.D.	SAMPLE CONDITIONS	
		MATRIX	CODE	COMPOSITE START	DATE		TIME	COMPOSITE END/GRAB	DATE	TIME																	DATE
1	R-MW-1																									60227A	
2	R-MW-2																									1895U 1895U 2895U 201	
3	R-MW-3																									1895U 1895U 2895U 201	
4	R-MW-4																									1895U 1895U 2895U 201	
5	R-MW-5																									1895U 1895U 2895U 201	
6	R-MW-6																									1895U 1895U 2895U 201	
7	R-MW-7																									1895U 1895U 2895U 201	
8	R-MW-B1																									1895U 1895U 2895U 201	
9	R-MW-B2																									1895U 1895U 2895U 201	
10	R-DUP-1																									1895U 1895U 2895U 201	
11	R-FB-1																									1895U 1895U 2895U 201	
12																										1895U 1895U 2895U 201	

RELINQUISHED BY / AFFILIATION: **[Signature]** DATE: **9/7/16** TIME: **1430**

ACCEPTED BY / AFFILIATION: **[Signature]** DATE: **9/7/16** TIME: **0935**

TEMP IN °C: **22.6**

Received on (Y/N): **N**

Cooler (Y/N): **N**

Samples Intact (Y/N): **Y**

SAMPLER NAME AND SIGNATURE: **Jeh Ingram**

PRINT Name of SAMPLER: **[Signature]** DATE Signed (MM/DD/YY): **9/7/16**

SIGNATURE of SAMPLER: **[Signature]**



Sample Condition Upon Receipt

WO#: 60229963



JK

Client Name: Goldor

Courier: FedEx UPS VIA Clay PEX ECI Pace Xroads Client Other

Tracking #: _____ Pace Shipping Label Used? Yes No

Custody Seal on Cooler/Box Present: Yes No Seals intact: Yes No

Packing Material: Bubble Wrap Bubble Bags Foam None Other

Thermometer Used: T-266 / T-239 Type of Ice: Wet Blue None

Cooler Temperature (°C): As-read 1.5 Corr. Factor CF +0.7 plastic CF -0.5 label Corrected 2.2

Date and initials of person examining contents:

p-10/14/16

Temperature should be above freezing to 6°C

Chain of Custody present:	<input checked="" type="checkbox"/> Yes <input type="checkbox"/> No <input type="checkbox"/> N/A	
Chain of Custody relinquished:	<input checked="" type="checkbox"/> Yes <input type="checkbox"/> No <input type="checkbox"/> N/A	
Samples arrived within holding time:	<input checked="" type="checkbox"/> Yes <input type="checkbox"/> No <input type="checkbox"/> N/A	
Short Hold Time analyses (<72hr):	<input checked="" type="checkbox"/> Yes <input type="checkbox"/> No <input type="checkbox"/> N/A	<u>PH</u>
Rush Turn Around Time requested:	<input type="checkbox"/> Yes <input checked="" type="checkbox"/> No <input type="checkbox"/> N/A	
Sufficient volume:	<input checked="" type="checkbox"/> Yes <input type="checkbox"/> No <input type="checkbox"/> N/A	
Correct containers used:	<input checked="" type="checkbox"/> Yes <input type="checkbox"/> No <input type="checkbox"/> N/A	
Pace containers used:	<input checked="" type="checkbox"/> Yes <input type="checkbox"/> No <input type="checkbox"/> N/A	
Containers intact:	<input checked="" type="checkbox"/> Yes <input type="checkbox"/> No <input type="checkbox"/> N/A	
Unpreserved 5035A / TX1005/1006 soils frozen in 48hrs?	<input type="checkbox"/> Yes <input type="checkbox"/> No <input checked="" type="checkbox"/> N/A	
Filtered volume received for dissolved tests?	<input type="checkbox"/> Yes <input type="checkbox"/> No <input checked="" type="checkbox"/> N/A	
Sample labels match COC: Date / time / ID / analyses	<input checked="" type="checkbox"/> Yes <input type="checkbox"/> No <input type="checkbox"/> N/A	
Samples contain multiple phases? Matrix: <u>WT</u>	<input type="checkbox"/> Yes <input checked="" type="checkbox"/> No <input type="checkbox"/> N/A	
Containers requiring pH preservation in compliance? (HNO ₃ , H ₂ SO ₄ , HCl<2; NaOH>9 Sulfide, NaOH>10 Cyanide) (Exceptions: VOA, Micro, O&G, KS TPH, OK-DRO)	<input type="checkbox"/> Yes <input type="checkbox"/> No <input checked="" type="checkbox"/> N/A	
Cyanide water sample checks: <input checked="" type="checkbox"/> N/A		
Lead acetate strip turns dark? (Record only)	<input type="checkbox"/> Yes <input type="checkbox"/> No	
Potassium iodide test strip turns blue/purple? (Preserve)	<input type="checkbox"/> Yes <input type="checkbox"/> No	
Trip Blank present:	<input type="checkbox"/> Yes <input type="checkbox"/> No <input checked="" type="checkbox"/> N/A	
Headspace in VOA vials (>6mm):	<input type="checkbox"/> Yes <input type="checkbox"/> No <input checked="" type="checkbox"/> N/A	
Samples from USDA Regulated Area: State:	<input type="checkbox"/> Yes <input type="checkbox"/> No <input checked="" type="checkbox"/> N/A	
Additional labels attached to 5035A / TX1005 vials in the field?	<input type="checkbox"/> Yes <input type="checkbox"/> No <input checked="" type="checkbox"/> N/A	

Client Notification/ Resolution: Copy COC to Client? Y / N Field Data Required? Y / N

Person Contacted: _____ Date/Time: _____

Comments/ Resolution: _____

Project Manager Review: Jami Chok _____ Date: 10/14/16



CHAIN-OF-CUSTODY / Analytical Request Document

The Chain-of-Custody is a LEGAL DOCUMENT. All relevant fields must be completed accurately.

Section A Required Client Information: **Section B** Required Project Information: **Section C** Invoice Information:

Company: **Goldier Associates** Report To: **Mark Haddock (mhaddock@goldier.com)** Attention: _____
 Address: **820 South Main Street, Suite 100** Copy To: **Jeffrey Ingram** Company Name: _____
 Email To: **mhaddock@goldier.com** Purchase Order No.: _____
 Phone: **636-724-9191** Fax: **636-724-9323** Project Name: **Ameren Rush Island Engery Center** Reference: **Rain Guide**
 Requested Due Date/TAT: **Standard** Project Number: **153-1406.0002A** Pace Project Manager: **Jamie Church**
 Requested Analysis Filtered (Y/N) _____
 Site Location: NPDES GROUND WATER DRINKING WATER
 UST RCRA OTHER _____
 STATE: **MO**

ITEM #	Section D Required Client Information	Valid Matrix Codes MATRIX CODE DW WT P SL OL WP AR OT TS	COLLECTED		SAMPLE TEMP AT COLLECTION	# OF CONTAINERS	Preservatives		Analysis Test	Requested Analysis Filtered (Y/N)	Residual Chlorine (Y/N)
			COMPOSITE START	COMPOSITE END/GRAB			Y	N			
1	R-MW-B2		WT	G		2					
2			WT	G							
3			WT	G							
4			WT	G							
5			WT	G							
6			WT	G							
7			WT	G							
8			WT	G							
9			WT	G							
10			WT	G							
11			WT	G							
12			WT	G							

ADDITIONAL COMMENTS
 EPA 200.7: Ba, Bi, Bz, Cd, Cr, Cu, Pb, Li, Mo + EPA 7470A Hg
 EPA 200.8: Sb, As, Cd, Cr, Se, Tl

REINQUISHED BY / AFFILIATION: **John Swager** DATE: **10/13/16** TIME: **12:30**
 ACCEPTED BY / AFFILIATION: **John Swager** DATE: **10/13/16** TIME: **12:30**
 DATE Signed (MM/DD/YYYY): **10/13/2016**

SAMPLER NAME AND SIGNATURE
 PRINT Name of SAMPLER: **John Swager**
 SIGNATURE of SAMPLER: *[Signature]*

Temp in °C: _____
 Received on Ice (Y/N):
 Custody Sealed Cooler (Y/N):
 Samples Intact (Y/N):

F-ALL-Q-020/rev.08, 12-Oct-2007
 *Important Note: By signing this form you are accepting Pace's NET 30 day payment terms and agreeing to late charges of 1.5% per month for any invoices not paid within 30 days.

December 21, 2016

Mark Haddock
Golder Associates
820 S. Main St
Suite 100
Saint Charles, MO 63301

RE: Project: AMEREN RUSH ISLAND ENERGY CTR
Pace Project No.: 60232589

Dear Mark Haddock:

Enclosed are the analytical results for sample(s) received by the laboratory on November 18, 2016. The results relate only to the samples included in this report. Results reported herein conform to the most current, applicable TNI/NELAC standards and the laboratory's Quality Assurance Manual, where applicable, unless otherwise noted in the body of the report.

If you have any questions concerning this report, please feel free to contact me.

Sincerely,



Jamie Church
jamie.church@pacelabs.com
Project Manager

Enclosures

cc: Jeffrey Ingram, Golder Associates
John Suozzi, Golder Associates



REPORT OF LABORATORY ANALYSIS

This report shall not be reproduced, except in full,
without the written consent of Pace Analytical Services, LLC.

CERTIFICATIONS

Project: AMEREN RUSH ISLAND ENERGY CTR

Pace Project No.: 60232589

Pennsylvania Certification IDs

1638 Roseytown Rd Suites 2,3&4, Greensburg, PA 15601

L-A-B DOD-ELAP Accreditation #: L2417

Alabama Certification #: 41590

Arizona Certification #: AZ0734

Arkansas Certification

California Certification #: 04222CA

Colorado Certification

Connecticut Certification #: PH-0694

Delaware Certification

Florida/TNI Certification #: E87683

Georgia Certification #: C040

Guam Certification

Hawaii Certification

Idaho Certification

Illinois Certification

Indiana Certification

Iowa Certification #: 391

Kansas/TNI Certification #: E-10358

Kentucky Certification #: 90133

Louisiana DHH/TNI Certification #: LA140008

Louisiana DEQ/TNI Certification #: 4086

Maine Certification #: PA00091

Maryland Certification #: 308

Massachusetts Certification #: M-PA1457

Michigan/PADEP Certification

Missouri Certification #: 235

Montana Certification #: Cert 0082

Nebraska Certification #: NE-05-29-14

Nevada Certification #: PA014572015-1

New Hampshire/TNI Certification #: 2976

New Jersey/TNI Certification #: PA 051

New Mexico Certification #: PA01457

New York/TNI Certification #: 10888

North Carolina Certification #: 42706

North Dakota Certification #: R-190

Oregon/TNI Certification #: PA200002

Pennsylvania/TNI Certification #: 65-00282

Puerto Rico Certification #: PA01457

Rhode Island Certification #: 65-00282

South Dakota Certification

Tennessee Certification #: TN2867

Texas/TNI Certification #: T104704188-14-8

Utah/TNI Certification #: PA014572015-5

USDA Soil Permit #: P330-14-00213

Vermont Dept. of Health: ID# VT-0282

Virgin Island/PADEP Certification

Virginia/VELAP Certification #: 460198

Washington Certification #: C868

West Virginia DEP Certification #: 143

West Virginia DHHR Certification #: 9964C

Wisconsin Certification

Wyoming Certification #: 8TMS-L

Kansas Certification IDs

9608 Loiret Boulevard, Lenexa, KS 66219

WY STR Certification #: 2456.01

Arkansas Certification #: 15-016-0

Illinois Certification #: 003097

Iowa Certification #: 118

Kansas/NELAP Certification #: E-10116

Louisiana Certification #: 03055

Nevada Certification #: KS000212008A

Oklahoma Certification #: 9205/9935

Texas Certification #: T104704407

Utah Certification #: KS00021

Kansas Field Laboratory Accreditation: # E-92587

Missouri Certification: 10070

REPORT OF LABORATORY ANALYSIS

This report shall not be reproduced, except in full,
without the written consent of Pace Analytical Services, LLC.

SAMPLE SUMMARY

Project: AMEREN RUSH ISLAND ENERGY CTR

Pace Project No.: 60232589

Lab ID	Sample ID	Matrix	Date Collected	Date Received
60232589001	R-MW-1	Water	11/16/16 09:27	11/18/16 03:35
60232589002	R-MW-2	Water	11/16/16 10:32	11/18/16 03:35
60232589003	R-MW-3	Water	11/16/16 11:30	11/18/16 03:35
60232589004	R-MW-4	Water	11/16/16 12:35	11/18/16 03:35
60232589005	R-MW-5	Water	11/16/16 13:47	11/18/16 03:35
60232589006	R-MW-6	Water	11/16/16 11:35	11/18/16 03:35
60232589007	R-MW-7	Water	11/16/16 10:25	11/18/16 03:35
60232589008	R-MW-B1	Water	11/16/16 09:25	11/18/16 03:35
60232589009	R-MW-B2	Water	11/16/16 14:41	11/18/16 03:35
60232589010	R-DUP-1	Water	11/16/16 00:00	11/18/16 03:35
60232589011	R-FB-1	Water	11/16/16 10:03	11/18/16 03:35
60232589012	R-MW-4 MS	Water	11/16/16 12:35	11/18/16 03:35
60232589013	R-MW-4 MSD	Water	11/16/16 12:35	11/18/16 03:35

REPORT OF LABORATORY ANALYSIS

This report shall not be reproduced, except in full,
without the written consent of Pace Analytical Services, LLC.

SAMPLE ANALYTE COUNT

Project: AMEREN RUSH ISLAND ENERGY CTR

Pace Project No.: 60232589

Lab ID	Sample ID	Method	Analysts	Analytes Reported	Laboratory
60232589001	R-MW-1	EPA 200.7	NDJ	8	PASI-K
		EPA 200.8	SMW	6	PASI-K
		EPA 7470	NDJ	1	PASI-K
		EPA 903.1	WRR	1	PASI-PA
		EPA 904.0	JLW	1	PASI-PA
		SM 2540C	JSS	1	PASI-K
		SM 4500-H+B	JSS	1	PASI-K
60232589002	R-MW-2	EPA 300.0	OL	3	PASI-K
		EPA 200.7	NDJ	8	PASI-K
		EPA 200.8	SMW	6	PASI-K
		EPA 7470	NDJ	1	PASI-K
		EPA 903.1	WRR	1	PASI-PA
		EPA 904.0	JLW	1	PASI-PA
		SM 2540C	JSS	1	PASI-K
60232589003	R-MW-3	SM 4500-H+B	JSS	1	PASI-K
		EPA 300.0	OL	3	PASI-K
		EPA 200.7	NDJ	8	PASI-K
		EPA 200.8	SMW	6	PASI-K
		EPA 7470	NDJ	1	PASI-K
		EPA 903.1	WRR	1	PASI-PA
		EPA 904.0	JLW	1	PASI-PA
60232589004	R-MW-4	SM 2540C	JSS	1	PASI-K
		SM 4500-H+B	JSS	1	PASI-K
		EPA 300.0	OL	3	PASI-K
		EPA 200.7	NDJ	8	PASI-K
		EPA 200.8	SMW	6	PASI-K
		EPA 7470	NDJ	1	PASI-K
		EPA 903.1	WRR	1	PASI-PA
60232589005	R-MW-5	EPA 904.0	JLW	1	PASI-PA
		SM 2540C	JSS	1	PASI-K
		EPA 904.0	JLW	1	PASI-PA
		EPA 300.0	OL	3	PASI-K
		EPA 200.7	NDJ	8	PASI-K
		EPA 200.8	SMW	6	PASI-K
		EPA 7470	NDJ	1	PASI-K

REPORT OF LABORATORY ANALYSIS

This report shall not be reproduced, except in full,
without the written consent of Pace Analytical Services, LLC.

SAMPLE ANALYTE COUNT

Project: AMEREN RUSH ISLAND ENERGY CTR

Pace Project No.: 60232589

Lab ID	Sample ID	Method	Analysts	Analytes Reported	Laboratory
60232589006	R-MW-6	SM 2540C	JSS	1	PASI-K
		SM 4500-H+B	JSS	1	PASI-K
		EPA 300.0	OL	3	PASI-K
		EPA 200.7	NDJ	8	PASI-K
		EPA 200.8	SMW	6	PASI-K
		EPA 7470	NDJ	1	PASI-K
		EPA 903.1	WRR	1	PASI-PA
		EPA 904.0	JLW	1	PASI-PA
		SM 2540C	JSS	1	PASI-K
60232589007	R-MW-7	SM 4500-H+B	JSS	1	PASI-K
		EPA 300.0	OL	3	PASI-K
		EPA 200.7	NDJ	8	PASI-K
		EPA 200.8	SMW	6	PASI-K
		EPA 7470	NDJ	1	PASI-K
		EPA 903.1	WRR	1	PASI-PA
		EPA 904.0	JLW	1	PASI-PA
		SM 2540C	JSS	1	PASI-K
		SM 4500-H+B	JSS	1	PASI-K
60232589008	R-MW-B1	EPA 300.0	OL	3	PASI-K
		EPA 200.7	NDJ	8	PASI-K
		EPA 200.8	SMW	6	PASI-K
		EPA 7470	NDJ	1	PASI-K
		EPA 903.1	WRR	1	PASI-PA
		EPA 904.0	JLW	1	PASI-PA
		SM 2540C	JSS	1	PASI-K
		SM 4500-H+B	JSS	1	PASI-K
		EPA 300.0	OL	3	PASI-K
60232589009	R-MW-B2	EPA 200.7	NDJ	8	PASI-K
		EPA 200.8	SMW	6	PASI-K
		EPA 7470	NDJ	1	PASI-K
		EPA 903.1	WRR	1	PASI-PA
		EPA 904.0	JLW	1	PASI-PA
		SM 2540C	JSS	1	PASI-K
		SM 4500-H+B	JSS	1	PASI-K
		EPA 300.0	OL	3	PASI-K
		EPA 200.7	NDJ	8	PASI-K
60232589010	R-DUP-1	EPA 200.7	NDJ	8	PASI-K
		EPA 200.8	SMW	6	PASI-K

REPORT OF LABORATORY ANALYSIS

This report shall not be reproduced, except in full,
without the written consent of Pace Analytical Services, LLC.

SAMPLE ANALYTE COUNT

Project: AMEREN RUSH ISLAND ENERGY CTR

Pace Project No.: 60232589

Lab ID	Sample ID	Method	Analysts	Analytes Reported	Laboratory
		EPA 7470	NDJ	1	PASI-K
		EPA 903.1	WRR	1	PASI-PA
		EPA 904.0	JLW	1	PASI-PA
		SM 2540C	JSS	1	PASI-K
		SM 4500-H+B	JSS	1	PASI-K
		EPA 300.0	OL	3	PASI-K
60232589011	R-FB-1	EPA 200.7	NDJ	8	PASI-K
		EPA 200.8	SMW	6	PASI-K
		EPA 7470	NDJ	1	PASI-K
		EPA 903.1	WRR	1	PASI-PA
		EPA 904.0	JLW	1	PASI-PA
		SM 2540C	JSS	1	PASI-K
		SM 4500-H+B	JSS	1	PASI-K
		EPA 300.0	OL	3	PASI-K
60232589012	R-MW-4 MS	EPA 903.1	WRR	1	PASI-PA
		EPA 904.0	JLW	1	PASI-PA
60232589013	R-MW-4 MSD	EPA 903.1	WRR	1	PASI-PA
		EPA 904.0	JLW	1	PASI-PA

REPORT OF LABORATORY ANALYSIS

This report shall not be reproduced, except in full,
without the written consent of Pace Analytical Services, LLC.

ANALYTICAL RESULTS

Project: AMEREN RUSH ISLAND ENERGY CTR

Pace Project No.: 60232589

Sample: R-MW-1 **Lab ID: 60232589001** Collected: 11/16/16 09:27 Received: 11/18/16 03:35 Matrix: Water

Parameters	Results	Units	PQL	MDL	DF	Prepared	Analyzed	CAS No.	Qual
200.7 Metals, Total		Analytical Method: EPA 200.7 Preparation Method: EPA 200.7							
Barium	15.5	ug/L	5.0	0.58	1	11/18/16 16:30	11/23/16 14:42	7440-39-3	
Beryllium	<0.26	ug/L	1.0	0.26	1	11/18/16 16:30	11/23/16 14:42	7440-41-7	
Boron	1520	ug/L	100	50.0	1	11/18/16 16:30	11/23/16 14:42	7440-42-8	
Calcium	42100	ug/L	100	8.1	1	11/18/16 16:30	11/23/16 14:42	7440-70-2	
Cobalt	<0.72	ug/L	5.0	0.72	1	11/18/16 16:30	11/23/16 14:42	7440-48-4	
Lead	<2.5	ug/L	5.0	2.5	1	11/18/16 16:30	11/23/16 14:42	7439-92-1	
Lithium	<4.9	ug/L	10.0	4.9	1	11/18/16 16:30	11/23/16 14:42	7439-93-2	
Molybdenum	32.6	ug/L	20.0	0.52	1	11/18/16 16:30	11/23/16 14:42	7439-98-7	
200.8 MET ICPMS		Analytical Method: EPA 200.8 Preparation Method: EPA 200.8							
Antimony	0.84J	ug/L	1.0	0.058	1	11/18/16 16:30	11/30/16 16:32	7440-36-0	B
Arsenic	12.0	ug/L	1.0	0.10	1	11/18/16 16:30	12/01/16 18:21	7440-38-2	
Cadmium	0.045J	ug/L	0.50	0.029	1	11/18/16 16:30	11/30/16 16:32	7440-43-9	B
Chromium	<0.34	ug/L	1.0	0.34	1	11/18/16 16:30	11/30/16 16:32	7440-47-3	
Selenium	3.8	ug/L	1.0	0.18	1	11/18/16 16:30	11/30/16 16:32	7782-49-2	
Thallium	<0.50	ug/L	1.0	0.50	1	11/18/16 16:30	11/30/16 16:32	7440-28-0	
7470 Mercury		Analytical Method: EPA 7470 Preparation Method: EPA 7470							
Mercury	0.045J	ug/L	0.20	0.039	1	11/28/16 16:30	11/29/16 11:05	7439-97-6	B
2540C Total Dissolved Solids		Analytical Method: SM 2540C							
Total Dissolved Solids	390	mg/L	5.0	5.0	1		11/23/16 15:16		
4500H+ pH, Electrometric		Analytical Method: SM 4500-H+B							
pH at 25 Degrees C	10	Std. Units	0.10	0.10	1		11/30/16 15:20		H6
300.0 IC Anions 28 Days		Analytical Method: EPA 300.0							
Chloride	21.2	mg/L	2.0	1.0	2		12/11/16 17:53	16887-00-6	
Fluoride	0.22	mg/L	0.20	0.027	1		12/09/16 18:18	16984-48-8	
Sulfate	223	mg/L	20.0	3.1	20		12/11/16 18:07	14808-79-8	

REPORT OF LABORATORY ANALYSIS

This report shall not be reproduced, except in full,
without the written consent of Pace Analytical Services, LLC.

ANALYTICAL RESULTS

Project: AMEREN RUSH ISLAND ENERGY CTR

Pace Project No.: 60232589

Sample: R-MW-2 **Lab ID: 60232589002** Collected: 11/16/16 10:32 Received: 11/18/16 03:35 Matrix: Water

Parameters	Results	Units	PQL	MDL	DF	Prepared	Analyzed	CAS No.	Qual
200.7 Metals, Total		Analytical Method: EPA 200.7 Preparation Method: EPA 200.7							
Barium	10.4	ug/L	5.0	0.58	1	11/18/16 16:30	11/23/16 14:44	7440-39-3	
Beryllium	<0.26	ug/L	1.0	0.26	1	11/18/16 16:30	11/23/16 14:44	7440-41-7	
Boron	5730	ug/L	100	50.0	1	11/18/16 16:30	11/23/16 14:44	7440-42-8	
Calcium	10800	ug/L	100	8.1	1	11/18/16 16:30	11/23/16 14:44	7440-70-2	
Cobalt	<0.72	ug/L	5.0	0.72	1	11/18/16 16:30	11/23/16 14:44	7440-48-4	
Lead	4.5J	ug/L	5.0	2.5	1	11/18/16 16:30	11/23/16 14:44	7439-92-1	
Lithium	<4.9	ug/L	10.0	4.9	1	11/18/16 16:30	11/23/16 14:44	7439-93-2	
Molybdenum	201	ug/L	20.0	0.52	1	11/18/16 16:30	11/23/16 14:44	7439-98-7	
200.8 MET ICPMS		Analytical Method: EPA 200.8 Preparation Method: EPA 200.8							
Antimony	6.4	ug/L	1.0	0.058	1	11/18/16 16:30	11/30/16 16:36	7440-36-0	
Arsenic	257	ug/L	1.0	0.10	1	11/18/16 16:30	12/01/16 18:26	7440-38-2	
Cadmium	0.28J	ug/L	0.50	0.029	1	11/18/16 16:30	11/30/16 16:36	7440-43-9	B
Chromium	0.58J	ug/L	1.0	0.34	1	11/18/16 16:30	11/30/16 16:36	7440-47-3	
Selenium	1.6	ug/L	1.0	0.18	1	11/18/16 16:30	11/30/16 16:36	7782-49-2	
Thallium	<0.50	ug/L	1.0	0.50	1	11/18/16 16:30	11/30/16 16:36	7440-28-0	
7470 Mercury		Analytical Method: EPA 7470 Preparation Method: EPA 7470							
Mercury	0.058J	ug/L	0.20	0.039	1	11/28/16 16:30	11/29/16 11:07	7439-97-6	B
2540C Total Dissolved Solids		Analytical Method: SM 2540C							
Total Dissolved Solids	783	mg/L	5.0	5.0	1		11/23/16 15:17		
4500H+ pH, Electrometric		Analytical Method: SM 4500-H+B							
pH at 25 Degrees C	10.8	Std. Units	0.10	0.10	1		11/30/16 15:20		H6
300.0 IC Anions 28 Days		Analytical Method: EPA 300.0							
Chloride	23.5	mg/L	2.0	1.0	2		12/11/16 18:21	16887-00-6	
Fluoride	0.95	mg/L	0.20	0.027	1		12/09/16 18:59	16984-48-8	
Sulfate	288	mg/L	20.0	3.1	20		12/11/16 18:35	14808-79-8	

REPORT OF LABORATORY ANALYSIS

This report shall not be reproduced, except in full,
without the written consent of Pace Analytical Services, LLC.

ANALYTICAL RESULTS

Project: AMEREN RUSH ISLAND ENERGY CTR

Pace Project No.: 60232589

Sample: R-MW-3 **Lab ID: 60232589003** Collected: 11/16/16 11:30 Received: 11/18/16 03:35 Matrix: Water

Parameters	Results	Units	PQL	MDL	DF	Prepared	Analyzed	CAS No.	Qual
200.7 Metals, Total		Analytical Method: EPA 200.7 Preparation Method: EPA 200.7							
Barium	19.7	ug/L	5.0	0.58	1	11/18/16 16:30	11/23/16 14:46	7440-39-3	
Beryllium	<0.26	ug/L	1.0	0.26	1	11/18/16 16:30	11/23/16 14:46	7440-41-7	
Boron	15600	ug/L	100	50.0	1	11/18/16 16:30	11/23/16 14:46	7440-42-8	
Calcium	5940	ug/L	100	8.1	1	11/18/16 16:30	11/23/16 14:46	7440-70-2	
Cobalt	<0.72	ug/L	5.0	0.72	1	11/18/16 16:30	11/23/16 14:46	7440-48-4	
Lead	6.4	ug/L	5.0	2.5	1	11/18/16 16:30	11/23/16 14:46	7439-92-1	
Lithium	<4.9	ug/L	10.0	4.9	1	11/18/16 16:30	11/23/16 14:46	7439-93-2	
Molybdenum	869	ug/L	20.0	0.52	1	11/18/16 16:30	11/23/16 14:46	7439-98-7	
200.8 MET ICPMS		Analytical Method: EPA 200.8 Preparation Method: EPA 200.8							
Antimony	0.32J	ug/L	1.0	0.058	1	11/18/16 16:30	11/30/16 16:41	7440-36-0	B
Arsenic	28.6	ug/L	1.0	0.10	1	11/18/16 16:30	12/02/16 14:03	7440-38-2	
Cadmium	<0.029	ug/L	0.50	0.029	1	11/18/16 16:30	11/30/16 16:41	7440-43-9	
Chromium	0.89J	ug/L	1.0	0.34	1	11/18/16 16:30	11/30/16 16:41	7440-47-3	
Selenium	0.66J	ug/L	1.0	0.18	1	11/18/16 16:30	11/30/16 16:41	7782-49-2	
Thallium	<0.50	ug/L	1.0	0.50	1	11/18/16 16:30	11/30/16 16:41	7440-28-0	
7470 Mercury		Analytical Method: EPA 7470 Preparation Method: EPA 7470							
Mercury	0.046J	ug/L	0.20	0.039	1	11/28/16 16:30	11/29/16 11:09	7439-97-6	B
2540C Total Dissolved Solids		Analytical Method: SM 2540C							
Total Dissolved Solids	664	mg/L	5.0	5.0	1		11/23/16 15:17		
4500H+ pH, Electrometric		Analytical Method: SM 4500-H+B							
pH at 25 Degrees C	9.2	Std. Units	0.10	0.10	1		11/30/16 15:20		H6
300.0 IC Anions 28 Days		Analytical Method: EPA 300.0							
Chloride	28.3	mg/L	2.0	1.0	2		12/11/16 18:49	16887-00-6	
Fluoride	0.80	mg/L	0.20	0.027	1		12/09/16 19:13	16984-48-8	
Sulfate	156	mg/L	20.0	3.1	20		12/11/16 19:30	14808-79-8	

REPORT OF LABORATORY ANALYSIS

This report shall not be reproduced, except in full,
without the written consent of Pace Analytical Services, LLC.

ANALYTICAL RESULTS

Project: AMEREN RUSH ISLAND ENERGY CTR

Pace Project No.: 60232589

Sample: R-MW-4 **Lab ID: 60232589004** Collected: 11/16/16 12:35 Received: 11/18/16 03:35 Matrix: Water

Parameters	Results	Units	PQL	MDL	DF	Prepared	Analyzed	CAS No.	Qual
200.7 Metals, Total		Analytical Method: EPA 200.7 Preparation Method: EPA 200.7							
Barium	256	ug/L	5.0	0.58	1	11/18/16 16:30	11/23/16 14:49	7440-39-3	
Beryllium	<0.26	ug/L	1.0	0.26	1	11/18/16 16:30	11/23/16 14:49	7440-41-7	
Boron	4450	ug/L	100	50.0	1	11/18/16 16:30	11/23/16 14:49	7440-42-8	
Calcium	69700	ug/L	100	8.1	1	11/18/16 16:30	11/23/16 14:49	7440-70-2	
Cobalt	<0.72	ug/L	5.0	0.72	1	11/18/16 16:30	11/23/16 14:49	7440-48-4	
Lead	<2.5	ug/L	5.0	2.5	1	11/18/16 16:30	11/23/16 14:49	7439-92-1	
Lithium	39.9	ug/L	10.0	4.9	1	11/18/16 16:30	11/23/16 14:49	7439-93-2	
Molybdenum	109	ug/L	20.0	0.52	1	11/18/16 16:30	11/23/16 14:49	7439-98-7	
200.8 MET ICPMS		Analytical Method: EPA 200.8 Preparation Method: EPA 200.8							
Antimony	0.18J	ug/L	1.0	0.058	1	11/18/16 16:30	11/30/16 16:45	7440-36-0	B
Arsenic	6.4	ug/L	1.0	0.10	1	11/18/16 16:30	12/02/16 14:08	7440-38-2	
Cadmium	0.032J	ug/L	0.50	0.029	1	11/18/16 16:30	11/30/16 16:45	7440-43-9	B
Chromium	0.57J	ug/L	1.0	0.34	1	11/18/16 16:30	11/30/16 16:45	7440-47-3	
Selenium	<0.18	ug/L	1.0	0.18	1	11/18/16 16:30	11/30/16 16:45	7782-49-2	
Thallium	<0.50	ug/L	1.0	0.50	1	11/18/16 16:30	11/30/16 16:45	7440-28-0	
7470 Mercury		Analytical Method: EPA 7470 Preparation Method: EPA 7470							
Mercury	0.044J	ug/L	0.20	0.039	1	11/28/16 16:30	11/29/16 11:12	7439-97-6	B
2540C Total Dissolved Solids		Analytical Method: SM 2540C							
Total Dissolved Solids	406	mg/L	5.0	5.0	1		11/23/16 15:19		
4500H+ pH, Electrometric		Analytical Method: SM 4500-H+B							
pH at 25 Degrees C	7.4	Std. Units	0.10	0.10	1		11/30/16 15:20		H6
300.0 IC Anions 28 Days		Analytical Method: EPA 300.0							
Chloride	19.0	mg/L	2.0	1.0	2		12/11/16 19:44	16887-00-6	M1
Fluoride	0.80	mg/L	0.20	0.027	1		12/09/16 19:27	16984-48-8	
Sulfate	41.2	mg/L	2.0	0.31	2		12/11/16 19:44	14808-79-8	E
Sulfate	40.8	mg/L	5.0	0.77	5		12/21/16 04:48	14808-79-8	H5

REPORT OF LABORATORY ANALYSIS

This report shall not be reproduced, except in full,
without the written consent of Pace Analytical Services, LLC.

ANALYTICAL RESULTS

Project: AMEREN RUSH ISLAND ENERGY CTR

Pace Project No.: 60232589

Sample: R-MW-5 **Lab ID: 60232589005** Collected: 11/16/16 13:47 Received: 11/18/16 03:35 Matrix: Water

Parameters	Results	Units	PQL	MDL	DF	Prepared	Analyzed	CAS No.	Qual
200.7 Metals, Total		Analytical Method: EPA 200.7 Preparation Method: EPA 200.7							
Barium	392	ug/L	5.0	0.58	1	11/18/16 16:30	11/23/16 15:00	7440-39-3	
Beryllium	<0.26	ug/L	1.0	0.26	1	11/18/16 16:30	11/23/16 15:00	7440-41-7	
Boron	89.2J	ug/L	100	50.0	1	11/18/16 16:30	11/23/16 15:00	7440-42-8	
Calcium	126000	ug/L	100	8.1	1	11/18/16 16:30	11/23/16 15:00	7440-70-2	
Cobalt	<0.72	ug/L	5.0	0.72	1	11/18/16 16:30	11/23/16 15:00	7440-48-4	
Lead	<2.5	ug/L	5.0	2.5	1	11/18/16 16:30	11/23/16 15:00	7439-92-1	
Lithium	<4.9	ug/L	10.0	4.9	1	11/18/16 16:30	11/23/16 15:00	7439-93-2	
Molybdenum	1.5J	ug/L	20.0	0.52	1	11/18/16 16:30	11/23/16 15:00	7439-98-7	B
200.8 MET ICPMS		Analytical Method: EPA 200.8 Preparation Method: EPA 200.8							
Antimony	0.20J	ug/L	1.0	0.058	1	11/18/16 16:30	11/30/16 17:07	7440-36-0	B
Arsenic	4.3	ug/L	1.0	0.10	1	11/18/16 16:30	11/30/16 17:07	7440-38-2	
Cadmium	0.048J	ug/L	0.50	0.029	1	11/18/16 16:30	11/30/16 17:07	7440-43-9	B
Chromium	0.51J	ug/L	1.0	0.34	1	11/18/16 16:30	11/30/16 17:07	7440-47-3	
Selenium	<0.18	ug/L	1.0	0.18	1	11/18/16 16:30	11/30/16 17:07	7782-49-2	
Thallium	<0.50	ug/L	1.0	0.50	1	11/18/16 16:30	11/30/16 17:07	7440-28-0	
7470 Mercury		Analytical Method: EPA 7470 Preparation Method: EPA 7470							
Mercury	0.041J	ug/L	0.20	0.039	1	11/28/16 16:30	11/29/16 11:18	7439-97-6	B
2540C Total Dissolved Solids		Analytical Method: SM 2540C							
Total Dissolved Solids	420	mg/L	5.0	5.0	1		11/23/16 15:20		
4500H+ pH, Electrometric		Analytical Method: SM 4500-H+B							
pH at 25 Degrees C	7.4	Std. Units	0.10	0.10	1		11/30/16 15:20		H6
300.0 IC Anions 28 Days		Analytical Method: EPA 300.0							
Chloride	3.3	mg/L	1.0	0.50	1		12/09/16 20:09	16887-00-6	
Fluoride	0.14J	mg/L	0.20	0.027	1		12/09/16 20:09	16984-48-8	
Sulfate	3.1	mg/L	1.0	0.15	1		12/09/16 20:09	14808-79-8	

REPORT OF LABORATORY ANALYSIS

This report shall not be reproduced, except in full,
without the written consent of Pace Analytical Services, LLC.

ANALYTICAL RESULTS

Project: AMEREN RUSH ISLAND ENERGY CTR

Pace Project No.: 60232589

Sample: R-MW-6 **Lab ID: 60232589006** Collected: 11/16/16 11:35 Received: 11/18/16 03:35 Matrix: Water

Parameters	Results	Units	PQL	MDL	DF	Prepared	Analyzed	CAS No.	Qual
200.7 Metals, Total		Analytical Method: EPA 200.7 Preparation Method: EPA 200.7							
Barium	166	ug/L	5.0	0.58	1	11/18/16 16:30	11/23/16 15:02	7440-39-3	
Beryllium	<0.26	ug/L	1.0	0.26	1	11/18/16 16:30	11/23/16 15:02	7440-41-7	
Boron	1820	ug/L	100	50.0	1	11/18/16 16:30	11/23/16 15:02	7440-42-8	
Calcium	90200	ug/L	100	8.1	1	11/18/16 16:30	11/23/16 15:02	7440-70-2	
Cobalt	<0.72	ug/L	5.0	0.72	1	11/18/16 16:30	11/23/16 15:02	7440-48-4	
Lead	<2.5	ug/L	5.0	2.5	1	11/18/16 16:30	11/23/16 15:02	7439-92-1	
Lithium	<4.9	ug/L	10.0	4.9	1	11/18/16 16:30	11/23/16 15:02	7439-93-2	
Molybdenum	1.0J	ug/L	20.0	0.52	1	11/18/16 16:30	11/23/16 15:02	7439-98-7	B
200.8 MET ICPMS		Analytical Method: EPA 200.8 Preparation Method: EPA 200.8							
Antimony	0.22J	ug/L	1.0	0.058	1	11/18/16 16:30	11/30/16 17:16	7440-36-0	B
Arsenic	0.75J	ug/L	1.0	0.10	1	11/18/16 16:30	11/30/16 17:16	7440-38-2	
Cadmium	0.048J	ug/L	0.50	0.029	1	11/18/16 16:30	11/30/16 17:16	7440-43-9	B
Chromium	0.60J	ug/L	1.0	0.34	1	11/18/16 16:30	11/30/16 17:16	7440-47-3	
Selenium	0.25J	ug/L	1.0	0.18	1	11/18/16 16:30	11/30/16 17:16	7782-49-2	
Thallium	<0.50	ug/L	1.0	0.50	1	11/18/16 16:30	11/30/16 17:16	7440-28-0	
7470 Mercury		Analytical Method: EPA 7470 Preparation Method: EPA 7470							
Mercury	0.044J	ug/L	0.20	0.039	1	11/28/16 16:30	11/29/16 11:20	7439-97-6	B
2540C Total Dissolved Solids		Analytical Method: SM 2540C							
Total Dissolved Solids	343	mg/L	5.0	5.0	1		11/23/16 15:21		
4500H+ pH, Electrometric		Analytical Method: SM 4500-H+B							
pH at 25 Degrees C	7.4	Std. Units	0.10	0.10	1		11/30/16 15:20		H6
300.0 IC Anions 28 Days		Analytical Method: EPA 300.0							
Chloride	9.6	mg/L	1.0	0.50	1		12/09/16 20:23	16887-00-6	
Fluoride	0.23	mg/L	0.20	0.027	1		12/09/16 20:23	16984-48-8	
Sulfate	18.8	mg/L	1.0	0.15	1		12/09/16 20:23	14808-79-8	

REPORT OF LABORATORY ANALYSIS

This report shall not be reproduced, except in full,
without the written consent of Pace Analytical Services, LLC.

ANALYTICAL RESULTS

Project: AMEREN RUSH ISLAND ENERGY CTR

Pace Project No.: 60232589

Sample: R-MW-7 **Lab ID: 60232589007** Collected: 11/16/16 10:25 Received: 11/18/16 03:35 Matrix: Water

Parameters	Results	Units	PQL	MDL	DF	Prepared	Analyzed	CAS No.	Qual
200.7 Metals, Total		Analytical Method: EPA 200.7 Preparation Method: EPA 200.7							
Barium	284	ug/L	5.0	0.58	1	11/18/16 16:30	11/23/16 15:06	7440-39-3	
Beryllium	<0.26	ug/L	1.0	0.26	1	11/18/16 16:30	11/23/16 15:06	7440-41-7	
Boron	2360	ug/L	100	50.0	1	11/18/16 16:30	11/23/16 15:06	7440-42-8	
Calcium	71700	ug/L	100	8.1	1	11/18/16 16:30	11/23/16 15:06	7440-70-2	
Cobalt	<0.72	ug/L	5.0	0.72	1	11/18/16 16:30	11/23/16 15:06	7440-48-4	
Lead	<2.5	ug/L	5.0	2.5	1	11/18/16 16:30	11/23/16 15:06	7439-92-1	
Lithium	29.2	ug/L	10.0	4.9	1	11/18/16 16:30	11/23/16 15:06	7439-93-2	
Molybdenum	162	ug/L	20.0	0.52	1	11/18/16 16:30	11/23/16 15:06	7439-98-7	
200.8 MET ICPMS		Analytical Method: EPA 200.8 Preparation Method: EPA 200.8							
Antimony	0.24J	ug/L	1.0	0.058	1	11/18/16 16:30	11/30/16 17:21	7440-36-0	B
Arsenic	90.7	ug/L	1.0	0.10	1	11/18/16 16:30	11/30/16 17:21	7440-38-2	
Cadmium	0.041J	ug/L	0.50	0.029	1	11/18/16 16:30	11/30/16 17:21	7440-43-9	B
Chromium	0.48J	ug/L	1.0	0.34	1	11/18/16 16:30	11/30/16 17:21	7440-47-3	
Selenium	<0.18	ug/L	1.0	0.18	1	11/18/16 16:30	11/30/16 17:21	7782-49-2	
Thallium	<0.50	ug/L	1.0	0.50	1	11/18/16 16:30	11/30/16 17:21	7440-28-0	
7470 Mercury		Analytical Method: EPA 7470 Preparation Method: EPA 7470							
Mercury	0.056J	ug/L	0.20	0.039	1	11/28/16 16:30	11/29/16 11:23	7439-97-6	B
2540C Total Dissolved Solids		Analytical Method: SM 2540C							
Total Dissolved Solids	368	mg/L	5.0	5.0	1		11/23/16 15:22		
4500H+ pH, Electrometric		Analytical Method: SM 4500-H+B							
pH at 25 Degrees C	7.2	Std. Units	0.10	0.10	1		11/30/16 15:20		H6
300.0 IC Anions 28 Days		Analytical Method: EPA 300.0							
Chloride	11.8	mg/L	1.0	0.50	1		12/09/16 20:37	16887-00-6	
Fluoride	0.32	mg/L	0.20	0.027	1		12/09/16 20:37	16984-48-8	
Sulfate	36.8	mg/L	2.0	0.31	2		12/11/16 21:08	14808-79-8	

REPORT OF LABORATORY ANALYSIS

This report shall not be reproduced, except in full,
without the written consent of Pace Analytical Services, LLC.

ANALYTICAL RESULTS

Project: AMEREN RUSH ISLAND ENERGY CTR

Pace Project No.: 60232589

Sample: R-MW-B1 **Lab ID: 60232589008** Collected: 11/16/16 09:25 Received: 11/18/16 03:35 Matrix: Water

Parameters	Results	Units	PQL	MDL	DF	Prepared	Analyzed	CAS No.	Qual
200.7 Metals, Total		Analytical Method: EPA 200.7 Preparation Method: EPA 200.7							
Barium	464	ug/L	5.0	0.58	1	11/18/16 16:30	11/23/16 15:09	7440-39-3	
Beryllium	<0.26	ug/L	1.0	0.26	1	11/18/16 16:30	11/23/16 15:09	7440-41-7	
Boron	112	ug/L	100	50.0	1	11/18/16 16:30	11/23/16 15:09	7440-42-8	
Calcium	143000	ug/L	100	8.1	1	11/18/16 16:30	11/23/16 15:09	7440-70-2	
Cobalt	<0.72	ug/L	5.0	0.72	1	11/18/16 16:30	11/23/16 15:09	7440-48-4	
Lead	<2.5	ug/L	5.0	2.5	1	11/18/16 16:30	11/23/16 15:09	7439-92-1	
Lithium	54.7	ug/L	10.0	4.9	1	11/18/16 16:30	11/23/16 15:09	7439-93-2	
Molybdenum	<0.52	ug/L	20.0	0.52	1	11/18/16 16:30	11/23/16 15:09	7439-98-7	
200.8 MET ICPMS		Analytical Method: EPA 200.8 Preparation Method: EPA 200.8							
Antimony	0.19J	ug/L	1.0	0.058	1	11/18/16 16:30	11/30/16 17:25	7440-36-0	B
Arsenic	30.0	ug/L	1.0	0.10	1	11/18/16 16:30	11/30/16 17:25	7440-38-2	
Cadmium	0.046J	ug/L	0.50	0.029	1	11/18/16 16:30	11/30/16 17:25	7440-43-9	B
Chromium	0.38J	ug/L	1.0	0.34	1	11/18/16 16:30	11/30/16 17:25	7440-47-3	
Selenium	<0.18	ug/L	1.0	0.18	1	11/18/16 16:30	11/30/16 17:25	7782-49-2	
Thallium	<0.50	ug/L	1.0	0.50	1	11/18/16 16:30	11/30/16 17:25	7440-28-0	
7470 Mercury		Analytical Method: EPA 7470 Preparation Method: EPA 7470							
Mercury	0.045J	ug/L	0.20	0.039	1	11/28/16 16:30	11/29/16 11:25	7439-97-6	B
2540C Total Dissolved Solids		Analytical Method: SM 2540C							
Total Dissolved Solids	658	mg/L	5.0	5.0	1		11/23/16 15:22		
4500H+ pH, Electrometric		Analytical Method: SM 4500-H+B							
pH at 25 Degrees C	7.1	Std. Units	0.10	0.10	1		11/30/16 15:20		H6
300.0 IC Anions 28 Days		Analytical Method: EPA 300.0							
Chloride	60.6	mg/L	5.0	2.5	5		12/11/16 21:36	16887-00-6	
Fluoride	0.14J	mg/L	0.20	0.027	1		12/09/16 20:51	16984-48-8	
Sulfate	36.6	mg/L	2.0	0.31	2		12/11/16 21:22	14808-79-8	

REPORT OF LABORATORY ANALYSIS

This report shall not be reproduced, except in full,
without the written consent of Pace Analytical Services, LLC.

ANALYTICAL RESULTS

Project: AMEREN RUSH ISLAND ENERGY CTR

Pace Project No.: 60232589

Sample: R-MW-B2 **Lab ID: 60232589009** Collected: 11/16/16 14:41 Received: 11/18/16 03:35 Matrix: Water

Parameters	Results	Units	PQL	MDL	DF	Prepared	Analyzed	CAS No.	Qual
200.7 Metals, Total		Analytical Method: EPA 200.7 Preparation Method: EPA 200.7							
Barium	405	ug/L	5.0	0.58	1	11/18/16 16:30	11/23/16 15:11	7440-39-3	
Beryllium	<0.26	ug/L	1.0	0.26	1	11/18/16 16:30	11/23/16 15:11	7440-41-7	
Boron	<50.0	ug/L	100	50.0	1	11/18/16 16:30	11/23/16 15:11	7440-42-8	
Calcium	110000	ug/L	100	8.1	1	11/18/16 16:30	11/23/16 15:11	7440-70-2	
Cobalt	<0.72	ug/L	5.0	0.72	1	11/18/16 16:30	11/23/16 15:11	7440-48-4	
Lead	<2.5	ug/L	5.0	2.5	1	11/18/16 16:30	11/23/16 15:11	7439-92-1	
Lithium	5.5J	ug/L	10.0	4.9	1	11/18/16 16:30	11/23/16 15:11	7439-93-2	
Molybdenum	0.57J	ug/L	20.0	0.52	1	11/18/16 16:30	11/23/16 15:11	7439-98-7	B
200.8 MET ICPMS		Analytical Method: EPA 200.8 Preparation Method: EPA 200.8							
Antimony	0.19J	ug/L	1.0	0.058	1	11/18/16 16:30	11/30/16 17:29	7440-36-0	B
Arsenic	3.6	ug/L	1.0	0.10	1	11/18/16 16:30	11/30/16 17:29	7440-38-2	
Cadmium	0.048J	ug/L	0.50	0.029	1	11/18/16 16:30	11/30/16 17:29	7440-43-9	B
Chromium	<0.34	ug/L	1.0	0.34	1	11/18/16 16:30	11/30/16 17:29	7440-47-3	
Selenium	<0.18	ug/L	1.0	0.18	1	11/18/16 16:30	11/30/16 17:29	7782-49-2	
Thallium	<0.50	ug/L	1.0	0.50	1	11/18/16 16:30	11/30/16 17:29	7440-28-0	
7470 Mercury		Analytical Method: EPA 7470 Preparation Method: EPA 7470							
Mercury	0.044J	ug/L	0.20	0.039	1	11/28/16 16:30	11/29/16 11:34	7439-97-6	B
2540C Total Dissolved Solids		Analytical Method: SM 2540C							
Total Dissolved Solids	405	mg/L	5.0	5.0	1		11/23/16 15:23		
4500H+ pH, Electrometric		Analytical Method: SM 4500-H+B							
pH at 25 Degrees C	7.4	Std. Units	0.10	0.10	1		11/30/16 16:23		H6
300.0 IC Anions 28 Days		Analytical Method: EPA 300.0							
Chloride	34.7	mg/L	2.0	1.0	2		12/11/16 22:17	16887-00-6	
Fluoride	0.18J	mg/L	0.20	0.027	1		12/09/16 21:05	16984-48-8	
Sulfate	9.7	mg/L	1.0	0.15	1		12/09/16 21:05	14808-79-8	

REPORT OF LABORATORY ANALYSIS

This report shall not be reproduced, except in full,
without the written consent of Pace Analytical Services, LLC.

ANALYTICAL RESULTS

Project: AMEREN RUSH ISLAND ENERGY CTR

Pace Project No.: 60232589

Sample: R-DUP-1 **Lab ID: 60232589010** Collected: 11/16/16 00:00 Received: 11/18/16 03:35 Matrix: Water

Parameters	Results	Units	PQL	MDL	DF	Prepared	Analyzed	CAS No.	Qual
200.7 Metals, Total		Analytical Method: EPA 200.7 Preparation Method: EPA 200.7							
Barium	15.3	ug/L	5.0	0.58	1	11/18/16 16:30	11/23/16 15:13	7440-39-3	
Beryllium	<0.26	ug/L	1.0	0.26	1	11/18/16 16:30	11/23/16 15:13	7440-41-7	
Boron	1520	ug/L	100	50.0	1	11/18/16 16:30	11/23/16 15:13	7440-42-8	
Calcium	41600	ug/L	100	8.1	1	11/18/16 16:30	11/23/16 15:13	7440-70-2	
Cobalt	<0.72	ug/L	5.0	0.72	1	11/18/16 16:30	11/23/16 15:13	7440-48-4	
Lead	<2.5	ug/L	5.0	2.5	1	11/18/16 16:30	11/23/16 15:13	7439-92-1	
Lithium	<4.9	ug/L	10.0	4.9	1	11/18/16 16:30	11/23/16 15:13	7439-93-2	
Molybdenum	32.5	ug/L	20.0	0.52	1	11/18/16 16:30	11/23/16 15:13	7439-98-7	
200.8 MET ICPMS		Analytical Method: EPA 200.8 Preparation Method: EPA 200.8							
Antimony	0.85J	ug/L	1.0	0.058	1	11/18/16 16:30	11/30/16 17:34	7440-36-0	B
Arsenic	13.7	ug/L	1.0	0.10	1	11/18/16 16:30	11/30/16 17:34	7440-38-2	
Cadmium	0.047J	ug/L	0.50	0.029	1	11/18/16 16:30	11/30/16 17:34	7440-43-9	B
Chromium	0.39J	ug/L	1.0	0.34	1	11/18/16 16:30	11/30/16 17:34	7440-47-3	
Selenium	3.8	ug/L	1.0	0.18	1	11/18/16 16:30	11/30/16 17:34	7782-49-2	
Thallium	<0.50	ug/L	1.0	0.50	1	11/18/16 16:30	11/30/16 17:34	7440-28-0	
7470 Mercury		Analytical Method: EPA 7470 Preparation Method: EPA 7470							
Mercury	0.044J	ug/L	0.20	0.039	1	11/28/16 16:30	11/29/16 11:37	7439-97-6	B
2540C Total Dissolved Solids		Analytical Method: SM 2540C							
Total Dissolved Solids	374	mg/L	5.0	5.0	1		11/23/16 15:24		
4500H+ pH, Electrometric		Analytical Method: SM 4500-H+B							
pH at 25 Degrees C	9.8	Std. Units	0.10	0.10	1		11/30/16 15:20		H6
300.0 IC Anions 28 Days		Analytical Method: EPA 300.0							
Chloride	20.4	mg/L	2.0	1.0	2		12/11/16 22:31	16887-00-6	
Fluoride	0.24	mg/L	0.20	0.027	1		12/09/16 21:46	16984-48-8	
Sulfate	216	mg/L	20.0	3.1	20		12/11/16 22:45	14808-79-8	

REPORT OF LABORATORY ANALYSIS

This report shall not be reproduced, except in full,
without the written consent of Pace Analytical Services, LLC.

ANALYTICAL RESULTS

Project: AMEREN RUSH ISLAND ENERGY CTR

Pace Project No.: 60232589

Sample: R-FB-1 **Lab ID: 60232589011** Collected: 11/16/16 10:03 Received: 11/18/16 03:35 Matrix: Water

Parameters	Results	Units	PQL	MDL	DF	Prepared	Analyzed	CAS No.	Qual
200.7 Metals, Total		Analytical Method: EPA 200.7 Preparation Method: EPA 200.7							
Barium	<0.58	ug/L	5.0	0.58	1	11/18/16 16:30	11/23/16 15:16	7440-39-3	
Beryllium	<0.26	ug/L	1.0	0.26	1	11/18/16 16:30	11/23/16 15:16	7440-41-7	
Boron	<50.0	ug/L	100	50.0	1	11/18/16 16:30	11/23/16 15:16	7440-42-8	
Calcium	<8.1	ug/L	100	8.1	1	11/18/16 16:30	11/23/16 15:16	7440-70-2	
Cobalt	<0.72	ug/L	5.0	0.72	1	11/18/16 16:30	11/23/16 15:16	7440-48-4	
Lead	<2.5	ug/L	5.0	2.5	1	11/18/16 16:30	11/23/16 15:16	7439-92-1	
Lithium	<4.9	ug/L	10.0	4.9	1	11/18/16 16:30	11/23/16 15:16	7439-93-2	
Molybdenum	<0.52	ug/L	20.0	0.52	1	11/18/16 16:30	11/23/16 15:16	7439-98-7	
200.8 MET ICPMS		Analytical Method: EPA 200.8 Preparation Method: EPA 200.8							
Antimony	0.17J	ug/L	1.0	0.058	1	11/18/16 16:30	11/30/16 17:38	7440-36-0	B
Arsenic	0.13J	ug/L	1.0	0.10	1	11/18/16 16:30	11/30/16 17:38	7440-38-2	
Cadmium	0.043J	ug/L	0.50	0.029	1	11/18/16 16:30	11/30/16 17:38	7440-43-9	B
Chromium	<0.34	ug/L	1.0	0.34	1	11/18/16 16:30	11/30/16 17:38	7440-47-3	
Selenium	<0.18	ug/L	1.0	0.18	1	11/18/16 16:30	11/30/16 17:38	7782-49-2	
Thallium	<0.50	ug/L	1.0	0.50	1	11/18/16 16:30	11/30/16 17:38	7440-28-0	
7470 Mercury		Analytical Method: EPA 7470 Preparation Method: EPA 7470							
Mercury	0.043J	ug/L	0.20	0.039	1	11/28/16 16:30	11/29/16 11:39	7439-97-6	B
2540C Total Dissolved Solids		Analytical Method: SM 2540C							
Total Dissolved Solids	<5.0	mg/L	5.0	5.0	1		11/23/16 15:25		
4500H+ pH, Electrometric		Analytical Method: SM 4500-H+B							
pH at 25 Degrees C	6.0	Std. Units	0.10	0.10	1		11/30/16 15:20		H6
300.0 IC Anions 28 Days		Analytical Method: EPA 300.0							
Chloride	<0.50	mg/L	1.0	0.50	1		12/09/16 22:00	16887-00-6	
Fluoride	<0.027	mg/L	0.20	0.027	1		12/09/16 22:00	16984-48-8	
Sulfate	<0.15	mg/L	1.0	0.15	1		12/09/16 22:00	14808-79-8	

REPORT OF LABORATORY ANALYSIS

This report shall not be reproduced, except in full,
without the written consent of Pace Analytical Services, LLC.

QUALITY CONTROL DATA

Project: AMEREN RUSH ISLAND ENERGY CTR

Pace Project No.: 60232589

QC Batch: 456625 Analysis Method: EPA 7470
 QC Batch Method: EPA 7470 Analysis Description: 7470 Mercury
 Associated Lab Samples: 60232589001, 60232589002, 60232589003, 60232589004, 60232589005, 60232589006, 60232589007, 60232589008, 60232589009, 60232589010, 60232589011

METHOD BLANK: 1869658 Matrix: Water
 Associated Lab Samples: 60232589001, 60232589002, 60232589003, 60232589004, 60232589005, 60232589006, 60232589007, 60232589008, 60232589009, 60232589010, 60232589011

Parameter	Units	Blank Result	Reporting Limit	MDL	Analyzed	Qualifiers
Mercury	ug/L	0.045J	0.20	0.039	11/29/16 10:56	

LABORATORY CONTROL SAMPLE: 1869659

Parameter	Units	Spike Conc.	LCS Result	LCS % Rec	% Rec Limits	Qualifiers
Mercury	ug/L	5	5.8	115	80-120	

MATRIX SPIKE & MATRIX SPIKE DUPLICATE: 1869660 1869661

Parameter	Units	60232589004 Result	MS Spike Conc.	MSD Spike Conc.	MS Result	MSD Result	MS % Rec	MSD % Rec	% Rec Limits	RPD	Max RPD	Qual
Mercury	ug/L	0.044J	5	5	5.5	5.8	110	115	75-125	4	20	

Results presented on this page are in the units indicated by the "Units" column except where an alternate unit is presented to the right of the result.

REPORT OF LABORATORY ANALYSIS

This report shall not be reproduced, except in full,
 without the written consent of Pace Analytical Services, LLC.

QUALITY CONTROL DATA

Project: AMEREN RUSH ISLAND ENERGY CTR

Pace Project No.: 60232589

QC Batch:	455694	Analysis Method:	EPA 200.7
QC Batch Method:	EPA 200.7	Analysis Description:	200.7 Metals, Total
Associated Lab Samples:	60232589001, 60232589002, 60232589003, 60232589004, 60232589005, 60232589006, 60232589007, 60232589008, 60232589009, 60232589010, 60232589011		

METHOD BLANK:	1865875	Matrix:	Water
Associated Lab Samples:	60232589001, 60232589002, 60232589003, 60232589004, 60232589005, 60232589006, 60232589007, 60232589008, 60232589009, 60232589010, 60232589011		

Parameter	Units	Blank Result	Reporting Limit	MDL	Analyzed	Qualifiers
Barium	ug/L	<0.58	5.0	0.58	11/23/16 14:35	
Beryllium	ug/L	<0.26	1.0	0.26	11/23/16 14:35	
Boron	ug/L	<50.0	100	50.0	11/23/16 14:35	
Calcium	ug/L	<8.1	100	8.1	11/23/16 14:35	
Cobalt	ug/L	<0.72	5.0	0.72	11/23/16 14:35	
Lead	ug/L	<2.5	5.0	2.5	11/23/16 14:35	
Lithium	ug/L	<4.9	10.0	4.9	11/23/16 14:35	
Molybdenum	ug/L	<0.52	20.0	0.52	11/23/16 14:35	

LABORATORY CONTROL SAMPLE: 1865876

Parameter	Units	Spike Conc.	LCS Result	LCS % Rec	% Rec Limits	Qualifiers
Barium	ug/L	1000	1000	100	85-115	
Beryllium	ug/L	1000	983	98	85-115	
Boron	ug/L	1000	979	98	85-115	
Calcium	ug/L	10000	9840	98	85-115	
Cobalt	ug/L	1000	1020	102	85-115	
Lead	ug/L	1000	1030	103	85-115	
Lithium	ug/L	1000	993	99	85-115	
Molybdenum	ug/L	1000	1050	105	85-115	

MATRIX SPIKE & MATRIX SPIKE DUPLICATE: 1865877 1865878

Parameter	Units	60232589004		1865877		1865878		% Rec	% Rec	% Rec	Limits	RPD	Max RPD	Qual
		MS Result	MSD Result	MS Spike Conc.	MSD Spike Conc.	MS Result	MSD Result							
Barium	ug/L	256	1000	1000	1260	1280	100	103	70-130	2	20			
Beryllium	ug/L	<0.26	1000	1000	1000	1020	100	102	70-130	2	20			
Boron	ug/L	4450	1000	1000	5380	5440	93	98	70-130	1	20			
Calcium	ug/L	69700	10000	10000	78200	79200	85	95	70-130	1	20			
Cobalt	ug/L	<0.72	1000	1000	1010	1020	101	102	70-130	1	20			
Lead	ug/L	<2.5	1000	1000	991	1010	99	101	70-130	2	20			
Lithium	ug/L	39.9	1000	1000	1050	1070	101	103	70-130	2	20			
Molybdenum	ug/L	109	1000	1000	1170	1190	106	108	70-130	1	20			

Results presented on this page are in the units indicated by the "Units" column except where an alternate unit is presented to the right of the result.

REPORT OF LABORATORY ANALYSIS

This report shall not be reproduced, except in full,
without the written consent of Pace Analytical Services, LLC.

QUALITY CONTROL DATA

Project: AMEREN RUSH ISLAND ENERGY CTR

Pace Project No.: 60232589

MATRIX SPIKE SAMPLE:		1865879					
Parameter	Units	60232589006 Result	Spike Conc.	MS Result	MS % Rec	% Rec Limits	Qualifiers
Barium	ug/L	166	1000	1150	99	70-130	
Beryllium	ug/L	<0.26	1000	995	99	70-130	
Boron	ug/L	1820	1000	2800	97	70-130	
Calcium	ug/L	90200	10000	98700	85	70-130	
Cobalt	ug/L	<0.72	1000	1000	100	70-130	
Lead	ug/L	<2.5	1000	998	100	70-130	
Lithium	ug/L	<4.9	1000	998	100	70-130	
Molybdenum	ug/L	1.0J	1000	1060	106	70-130	

Results presented on this page are in the units indicated by the "Units" column except where an alternate unit is presented to the right of the result.

REPORT OF LABORATORY ANALYSIS

This report shall not be reproduced, except in full,
without the written consent of Pace Analytical Services, LLC.

QUALITY CONTROL DATA

Project: AMEREN RUSH ISLAND ENERGY CTR
Pace Project No.: 60232589

QC Batch: 455691 Analysis Method: EPA 200.8
QC Batch Method: EPA 200.8 Analysis Description: 200.8 MET
Associated Lab Samples: 60232589001, 60232589002, 60232589003, 60232589004, 60232589005, 60232589006, 60232589007, 60232589008, 60232589009, 60232589010, 60232589011

METHOD BLANK: 1865866 Matrix: Water
Associated Lab Samples: 60232589001, 60232589002, 60232589003, 60232589004, 60232589005, 60232589006, 60232589007, 60232589008, 60232589009, 60232589010, 60232589011

Parameter	Units	Blank Result	Reporting Limit	MDL	Analyzed	Qualifiers
Antimony	ug/L	0.18J	1.0	0.058	11/30/16 16:14	
Arsenic	ug/L	<0.10	1.0	0.10	12/01/16 17:55	
Cadmium	ug/L	0.046J	0.50	0.029	11/30/16 16:14	
Chromium	ug/L	<0.34	1.0	0.34	11/30/16 16:14	
Selenium	ug/L	<0.18	1.0	0.18	11/30/16 16:14	
Thallium	ug/L	<0.50	1.0	0.50	11/30/16 16:14	

LABORATORY CONTROL SAMPLE: 1865867

Parameter	Units	Spike Conc.	LCS Result	LCS % Rec	% Rec Limits	Qualifiers
Antimony	ug/L	40	41.8	105	85-115	
Arsenic	ug/L	40	39.4	98	85-115	
Cadmium	ug/L	40	40.4	101	85-115	
Chromium	ug/L	40	41.4	103	85-115	
Selenium	ug/L	40	39.5	99	85-115	
Thallium	ug/L	40	38.1	95	85-115	

MATRIX SPIKE & MATRIX SPIKE DUPLICATE: 1865868 1865869

Parameter	Units	60232589004 Result	MS		MSD		MS % Rec	MSD % Rec	% Rec Limits	RPD	Max RPD	Qual
			Spike Conc.	MS Result	MSD Result	MSD Result						
Antimony	ug/L	0.18J	40	40	42.4	42.0	106	105	70-130	1	20	
Arsenic	ug/L	6.4	40	40	47.1	45.0	102	96	70-130	4	20	
Cadmium	ug/L	0.032J	40	40	39.6	39.3	99	98	70-130	1	20	
Chromium	ug/L	0.57J	40	40	42.1	40.8	104	101	70-130	3	20	
Selenium	ug/L	<0.18	40	40	38.1	37.6	95	94	70-130	1	20	
Thallium	ug/L	<0.50	40	40	40.6	39.9	101	100	70-130	2	20	

MATRIX SPIKE SAMPLE: 1865870

Parameter	Units	60232589005 Result	Spike Conc.	MS Result	MS % Rec	% Rec Limits	Qualifiers
Antimony	ug/L	0.20J	40	42.0	105	70-130	
Arsenic	ug/L	4.3	40	46.9	106	70-130	
Cadmium	ug/L	0.048J	40	39.5	99	70-130	
Chromium	ug/L	0.51J	40	41.7	103	70-130	

Results presented on this page are in the units indicated by the "Units" column except where an alternate unit is presented to the right of the result.

REPORT OF LABORATORY ANALYSIS

This report shall not be reproduced, except in full,
without the written consent of Pace Analytical Services, LLC.

QUALITY CONTROL DATA

Project: AMEREN RUSH ISLAND ENERGY CTR

Pace Project No.: 60232589

MATRIX SPIKE SAMPLE:		1865870					
Parameter	Units	60232589005 Result	Spike Conc.	MS Result	MS % Rec	% Rec Limits	Qualifiers
Selenium	ug/L	<0.18	40	38.4	96	70-130	
Thallium	ug/L	<0.50	40	40.3	101	70-130	

Results presented on this page are in the units indicated by the "Units" column except where an alternate unit is presented to the right of the result.

REPORT OF LABORATORY ANALYSIS

This report shall not be reproduced, except in full,
without the written consent of Pace Analytical Services, LLC.

QUALITY CONTROL DATA

Project: AMEREN RUSH ISLAND ENERGY CTR

Pace Project No.: 60232589

QC Batch: 456308

Analysis Method: SM 2540C

QC Batch Method: SM 2540C

Analysis Description: 2540C Total Dissolved Solids

Associated Lab Samples: 60232589001, 60232589002, 60232589003, 60232589004, 60232589005, 60232589006, 60232589007, 60232589008, 60232589009, 60232589010, 60232589011

METHOD BLANK: 1868508

Matrix: Water

Associated Lab Samples: 60232589001, 60232589002, 60232589003, 60232589004, 60232589005, 60232589006, 60232589007, 60232589008, 60232589009, 60232589010, 60232589011

Parameter	Units	Blank Result	Reporting Limit	MDL	Analyzed	Qualifiers
Total Dissolved Solids	mg/L	<5.0	5.0	5.0	11/23/16 15:12	

LABORATORY CONTROL SAMPLE: 1868509

Parameter	Units	Spike Conc.	LCS Result	LCS % Rec	% Rec Limits	Qualifiers
Total Dissolved Solids	mg/L	1000	1000	100	80-120	

SAMPLE DUPLICATE: 1867313

Parameter	Units	60232589004 Result	Dup Result	RPD	Max RPD	Qualifiers
Total Dissolved Solids	mg/L	406	395	3	10	

SAMPLE DUPLICATE: 1868510

Parameter	Units	60232503004 Result	Dup Result	RPD	Max RPD	Qualifiers
Total Dissolved Solids	mg/L	5280	5400	2	10	

Results presented on this page are in the units indicated by the "Units" column except where an alternate unit is presented to the right of the result.

REPORT OF LABORATORY ANALYSIS

This report shall not be reproduced, except in full,
without the written consent of Pace Analytical Services, LLC.

QUALITY CONTROL DATA

Project: AMEREN RUSH ISLAND ENERGY CTR

Pace Project No.: 60232589

QC Batch: 456987 Analysis Method: SM 4500-H+B

QC Batch Method: SM 4500-H+B Analysis Description: 4500H+B pH

Associated Lab Samples: 60232589001, 60232589002, 60232589003, 60232589004, 60232589005, 60232589006, 60232589007, 60232589008, 60232589010, 60232589011

SAMPLE DUPLICATE: 1871021

Parameter	Units	60232589004 Result	Dup Result	RPD	Max RPD	Qualifiers
pH at 25 Degrees C	Std. Units	7.4	7.4	0	5	H6

Results presented on this page are in the units indicated by the "Units" column except where an alternate unit is presented to the right of the result.

REPORT OF LABORATORY ANALYSIS

This report shall not be reproduced, except in full,
without the written consent of Pace Analytical Services, LLC.

QUALITY CONTROL DATA

Project: AMEREN RUSH ISLAND ENERGY CTR

Pace Project No.: 60232589

QC Batch: 457036 Analysis Method: SM 4500-H+B

QC Batch Method: SM 4500-H+B Analysis Description: 4500H+B pH

Associated Lab Samples: 60232589009

SAMPLE DUPLICATE: 1871119

Parameter	Units	60232598006 Result	Dup Result	RPD	Max RPD	Qualifiers
pH at 25 Degrees C	Std. Units	7.8	7.8	0	5	H6

Results presented on this page are in the units indicated by the "Units" column except where an alternate unit is presented to the right of the result.

REPORT OF LABORATORY ANALYSIS

This report shall not be reproduced, except in full,
without the written consent of Pace Analytical Services, LLC.

QUALITY CONTROL DATA

Project: AMEREN RUSH ISLAND ENERGY CTR

Pace Project No.: 60232589

QC Batch:	458213	Analysis Method:	EPA 300.0
QC Batch Method:	EPA 300.0	Analysis Description:	300.0 IC Anions
Associated Lab Samples:	60232589001, 60232589002, 60232589003, 60232589004, 60232589005, 60232589006, 60232589007, 60232589008, 60232589009, 60232589010, 60232589011		

METHOD BLANK:	1875985	Matrix:	Water
Associated Lab Samples:	60232589001, 60232589002, 60232589003, 60232589004, 60232589005, 60232589006, 60232589007, 60232589008, 60232589009, 60232589010, 60232589011		

Parameter	Units	Blank Result	Reporting Limit	MDL	Analyzed	Qualifiers
Chloride	mg/L	<0.50	1.0	0.50	12/09/16 17:08	
Fluoride	mg/L	<0.027	0.20	0.027	12/09/16 17:08	
Sulfate	mg/L	<0.15	1.0	0.15	12/09/16 17:08	

LABORATORY CONTROL SAMPLE: 1875986

Parameter	Units	Spike Conc.	LCS Result	LCS % Rec	% Rec Limits	Qualifiers
Chloride	mg/L	5	4.6	92	90-110	
Fluoride	mg/L	2.5	2.4	96	90-110	
Sulfate	mg/L	5	4.8	96	90-110	

MATRIX SPIKE & MATRIX SPIKE DUPLICATE: 1875987 1875988

Parameter	Units	60232589004 Result	MS Spike Conc.	MSD Spike Conc.	MS Result	MSD Result	MS % Rec	MSD % Rec	% Rec Limits	RPD	Max RPD	Qual
Fluoride	mg/L	0.80	2.5	2.5	3.6	3.7	111	115	80-120	3	15	

MATRIX SPIKE SAMPLE: 1875989

Parameter	Units	60232361003 Result	Spike Conc.	MS Result	MS % Rec	% Rec Limits	Qualifiers
Chloride	mg/L	7.1	5	13.2	121	80-120	M1
Fluoride	mg/L	0.14J	2.5	3.0	114	80-120	

Results presented on this page are in the units indicated by the "Units" column except where an alternate unit is presented to the right of the result.

REPORT OF LABORATORY ANALYSIS

This report shall not be reproduced, except in full, without the written consent of Pace Analytical Services, LLC.

QUALITY CONTROL DATA

Project: AMEREN RUSH ISLAND ENERGY CTR

Pace Project No.: 60232589

QC Batch: 458452 Analysis Method: EPA 300.0
 QC Batch Method: EPA 300.0 Analysis Description: 300.0 IC Anions
 Associated Lab Samples: 60232589001, 60232589002, 60232589003, 60232589004, 60232589007, 60232589008, 60232589009, 60232589010

METHOD BLANK: 1876996 Matrix: Water
 Associated Lab Samples: 60232589001, 60232589002, 60232589003, 60232589004, 60232589007, 60232589008, 60232589009, 60232589010

Parameter	Units	Blank Result	Reporting Limit	MDL	Analyzed	Qualifiers
Chloride	mg/L	<0.50	1.0	0.50	12/11/16 17:25	
Sulfate	mg/L	<0.15	1.0	0.15	12/11/16 17:25	

LABORATORY CONTROL SAMPLE: 1876997

Parameter	Units	Spike Conc.	LCS Result	LCS % Rec	% Rec Limits	Qualifiers
Chloride	mg/L	5	4.8	96	90-110	
Sulfate	mg/L	5	5.0	99	90-110	

MATRIX SPIKE & MATRIX SPIKE DUPLICATE: 1876998 1876999

Parameter	Units	60232589004 Result	MS Spike Conc.	MSD Spike Conc.	MS Result	MSD Result	MS % Rec	MSD % Rec	% Rec Limits	RPD	Max RPD	Qual
Chloride	mg/L	19.0	10	10	30.7	31.7	117	127	80-120	3	15	M1

MATRIX SPIKE SAMPLE: 1877000

Parameter	Units	60232361003 Result	Spike Conc.	MS Result	MS % Rec	% Rec Limits	Qualifiers
Chloride	mg/L	7.1	7.1	65.9			
Sulfate	mg/L	89.9	50	155	130	80-120	M1

Results presented on this page are in the units indicated by the "Units" column except where an alternate unit is presented to the right of the result.

REPORT OF LABORATORY ANALYSIS

This report shall not be reproduced, except in full,
without the written consent of Pace Analytical Services, LLC.

QUALITY CONTROL DATA

Project: AMEREN RUSH ISLAND ENERGY CTR

Pace Project No.: 60232589

QC Batch: 459611

Analysis Method: EPA 300.0

QC Batch Method: EPA 300.0

Analysis Description: 300.0 IC Anions

Associated Lab Samples: 60232589004

METHOD BLANK: 1881771

Matrix: Water

Associated Lab Samples: 60232589004

Parameter	Units	Blank Result	Reporting Limit	MDL	Analyzed	Qualifiers
Sulfate	mg/L	<0.15	1.0	0.15	12/21/16 00:11	

LABORATORY CONTROL SAMPLE: 1881772

Parameter	Units	Spike Conc.	LCS Result	LCS % Rec	% Rec Limits	Qualifiers
Sulfate	mg/L	5	4.9	99	90-110	

Results presented on this page are in the units indicated by the "Units" column except where an alternate unit is presented to the right of the result.

REPORT OF LABORATORY ANALYSIS

This report shall not be reproduced, except in full,
without the written consent of Pace Analytical Services, LLC.

ANALYTICAL RESULTS - RADIOCHEMISTRY

Project: AMEREN RUSH ISLAND ENERGY CTR

Pace Project No.: 60232589

Sample: R-MW-1 **Lab ID: 60232589001** Collected: 11/16/16 09:27 Received: 11/18/16 03:35 Matrix: Water
PWS: Site ID: Sample Type:

Parameters	Method	Act ± Unc (MDC) Carr Trac	Units	Analyzed	CAS No.	Qual
Radium-226	EPA 903.1	0.000 ± 0.312 (0.503) C:NA T:88%	pCi/L	12/19/16 11:20	13982-63-3	
Radium-228	EPA 904.0	0.497 ± 0.496 (1.02) C:57% T:85%	pCi/L	12/19/16 12:49	15262-20-1	

REPORT OF LABORATORY ANALYSIS

This report shall not be reproduced, except in full,
without the written consent of Pace Analytical Services, LLC.

ANALYTICAL RESULTS - RADIOCHEMISTRY

Project: AMEREN RUSH ISLAND ENERGY CTR

Pace Project No.: 60232589

Sample: R-MW-2 **Lab ID: 60232589002** Collected: 11/16/16 10:32 Received: 11/18/16 03:35 Matrix: Water
PWS: Site ID: Sample Type:

Parameters	Method	Act ± Unc (MDC) Carr Trac	Units	Analyzed	CAS No.	Qual
Radium-226	EPA 903.1	0.120 ± 0.549 (0.326) C:NA T:49%	pCi/L	12/19/16 11:20	13982-63-3	
Radium-228	EPA 904.0	-0.179 ± 0.716 (1.70) C:42% T:73%	pCi/L	12/19/16 12:49	15262-20-1	

REPORT OF LABORATORY ANALYSIS

This report shall not be reproduced, except in full,
without the written consent of Pace Analytical Services, LLC.

ANALYTICAL RESULTS - RADIOCHEMISTRY

Project: AMEREN RUSH ISLAND ENERGY CTR

Pace Project No.: 60232589

Sample: R-MW-3 **Lab ID: 60232589003** Collected: 11/16/16 11:30 Received: 11/18/16 03:35 Matrix: Water
PWS: Site ID: Sample Type:

Parameters	Method	Act ± Unc (MDC) Carr Trac	Units	Analyzed	CAS No.	Qual
Radium-226	EPA 903.1	-0.063 ± 0.290 (0.590) C:NA T:90%	pCi/L	12/19/16 11:32	13982-63-3	
Radium-228	EPA 904.0	0.0291 ± 0.501 (1.17) C:52% T:72%	pCi/L	12/19/16 16:04	15262-20-1	

REPORT OF LABORATORY ANALYSIS

This report shall not be reproduced, except in full,
without the written consent of Pace Analytical Services, LLC.

ANALYTICAL RESULTS - RADIOCHEMISTRY

Project: AMEREN RUSH ISLAND ENERGY CTR

Pace Project No.: 60232589

Sample: R-MW-4 **Lab ID: 60232589004** Collected: 11/16/16 12:35 Received: 11/18/16 03:35 Matrix: Water
PWS: Site ID: Sample Type:

Parameters	Method	Act ± Unc (MDC) Carr Trac	Units	Analyzed	CAS No.	Qual
Radium-226	EPA 903.1	0.0639 ± 0.292 (0.593) C:NA T:89%	pCi/L	12/19/16 11:32	13982-63-3	
Radium-228	EPA 904.0	0.896 ± 0.451 (0.764) C:65% T:84%	pCi/L	12/19/16 16:04	15262-20-1	

REPORT OF LABORATORY ANALYSIS

This report shall not be reproduced, except in full,
without the written consent of Pace Analytical Services, LLC.

ANALYTICAL RESULTS - RADIOCHEMISTRY

Project: AMEREN RUSH ISLAND ENERGY CTR

Pace Project No.: 60232589

Sample: R-MW-5 **Lab ID: 60232589005** Collected: 11/16/16 13:47 Received: 11/18/16 03:35 Matrix: Water
PWS: Site ID: Sample Type:

Parameters	Method	Act ± Unc (MDC) Carr Trac	Units	Analyzed	CAS No.	Qual
Radium-226	EPA 903.1	0.187 ± 0.325 (0.580) C:NA T:90%	pCi/L	12/19/16 11:35	13982-63-3	
Radium-228	EPA 904.0	0.0765 ± 0.341 (0.778) C:68% T:89%	pCi/L	12/19/16 12:25	15262-20-1	

REPORT OF LABORATORY ANALYSIS

This report shall not be reproduced, except in full,
without the written consent of Pace Analytical Services, LLC.

ANALYTICAL RESULTS - RADIOCHEMISTRY

Project: AMEREN RUSH ISLAND ENERGY CTR

Pace Project No.: 60232589

Sample: R-MW-6 **Lab ID: 60232589006** Collected: 11/16/16 11:35 Received: 11/18/16 03:35 Matrix: Water
PWS: Site ID: Sample Type:

Parameters	Method	Act ± Unc (MDC) Carr Trac	Units	Analyzed	CAS No.	Qual
Radium-226	EPA 903.1	0.528 ± 0.452 (0.613) C:NA T:93%	pCi/L	12/19/16 11:35	13982-63-3	
Radium-228	EPA 904.0	0.277 ± 0.376 (0.804) C:69% T:88%	pCi/L	12/19/16 12:54	15262-20-1	

REPORT OF LABORATORY ANALYSIS

This report shall not be reproduced, except in full,
without the written consent of Pace Analytical Services, LLC.

ANALYTICAL RESULTS - RADIOCHEMISTRY

Project: AMEREN RUSH ISLAND ENERGY CTR

Pace Project No.: 60232589

Sample: R-MW-7 **Lab ID: 60232589007** Collected: 11/16/16 10:25 Received: 11/18/16 03:35 Matrix: Water
PWS: Site ID: Sample Type:

Parameters	Method	Act ± Unc (MDC) Carr Trac	Units	Analyzed	CAS No.	Qual
Radium-226	EPA 903.1	0.375 ± 0.349 (0.460) C:NA T:96%	pCi/L	12/19/16 11:35	13982-63-3	
Radium-228	EPA 904.0	0.519 ± 0.411 (0.805) C:61% T:87%	pCi/L	12/19/16 12:26	15262-20-1	

REPORT OF LABORATORY ANALYSIS

This report shall not be reproduced, except in full,
without the written consent of Pace Analytical Services, LLC.

ANALYTICAL RESULTS - RADIOCHEMISTRY

Project: AMEREN RUSH ISLAND ENERGY CTR

Pace Project No.: 60232589

Sample: R-MW-B1 **Lab ID: 60232589008** Collected: 11/16/16 09:25 Received: 11/18/16 03:35 Matrix: Water
PWS: Site ID: Sample Type:

Parameters	Method	Act ± Unc (MDC) Carr Trac	Units	Analyzed	CAS No.	Qual
Radium-226	EPA 903.1	0.228 ± 0.396 (0.707) C:NA T:86%	pCi/L	12/19/16 11:35	13982-63-3	
Radium-228	EPA 904.0	1.32 ± 0.499 (0.718) C:71% T:81%	pCi/L	12/19/16 12:26	15262-20-1	

REPORT OF LABORATORY ANALYSIS

This report shall not be reproduced, except in full,
without the written consent of Pace Analytical Services, LLC.

ANALYTICAL RESULTS - RADIOCHEMISTRY

Project: AMEREN RUSH ISLAND ENERGY CTR

Pace Project No.: 60232589

Parameters	Method	Act ± Unc (MDC) Carr Trac	Units	Analyzed	CAS No.	Qual
Radium-226	EPA 903.1	0.974 ± 0.490 (0.165) C:NA T:95%	pCi/L	12/19/16 11:46	13982-63-3	
Radium-228	EPA 904.0	-0.0155 ± 0.352 (0.825) C:68% T:87%	pCi/L	12/19/16 12:26	15262-20-1	

REPORT OF LABORATORY ANALYSIS

This report shall not be reproduced, except in full,
without the written consent of Pace Analytical Services, LLC.

ANALYTICAL RESULTS - RADIOCHEMISTRY

Project: AMEREN RUSH ISLAND ENERGY CTR

Pace Project No.: 60232589

Sample: R-DUP-1 **Lab ID: 60232589010** Collected: 11/16/16 00:00 Received: 11/18/16 03:35 Matrix: Water
PWS: Site ID: Sample Type:

Parameters	Method	Act ± Unc (MDC) Carr Trac	Units	Analyzed	CAS No.	Qual
Radium-226	EPA 903.1	0.000 ± 0.286 (0.462) C:NA T:96%	pCi/L	12/19/16 11:46	13982-63-3	
Radium-228	EPA 904.0	-0.205 ± 0.390 (0.957) C:67% T:80%	pCi/L	12/19/16 12:54	15262-20-1	

REPORT OF LABORATORY ANALYSIS

This report shall not be reproduced, except in full,
without the written consent of Pace Analytical Services, LLC.

ANALYTICAL RESULTS - RADIOCHEMISTRY

Project: AMEREN RUSH ISLAND ENERGY CTR

Pace Project No.: 60232589

Sample: R-FB-1 **Lab ID: 60232589011** Collected: 11/16/16 10:03 Received: 11/18/16 03:35 Matrix: Water
PWS: Site ID: Sample Type:

Parameters	Method	Act ± Unc (MDC) Carr Trac	Units	Analyzed	CAS No.	Qual
Radium-226	EPA 903.1	0.366 ± 0.296 (0.165) C:NA T:93%	pCi/L	12/19/16 11:46	13982-63-3	
Radium-228	EPA 904.0	0.537 ± 0.403 (0.783) C:71% T:78%	pCi/L	12/19/16 12:26	15262-20-1	

REPORT OF LABORATORY ANALYSIS

This report shall not be reproduced, except in full,
without the written consent of Pace Analytical Services, LLC.

ANALYTICAL RESULTS - RADIOCHEMISTRY

Project: AMEREN RUSH ISLAND ENERGY CTR

Pace Project No.: 60232589

Parameters	Method	Act ± Unc (MDC) Carr Trac	Units	Analyzed	CAS No.	Qual
Radium-226	EPA 903.1	83.6 %REC ± NA (NA) C:NA T:NA	pCi/L	12/19/16 11:47	13982-63-3	
Radium-228	EPA 904.0	131.70 %REC ± NA (NA) C:NA T:NA	pCi/L	12/19/16 16:04	15262-20-1	

REPORT OF LABORATORY ANALYSIS

This report shall not be reproduced, except in full,
without the written consent of Pace Analytical Services, LLC.

ANALYTICAL RESULTS - RADIOCHEMISTRY

Project: AMEREN RUSH ISLAND ENERGY CTR

Pace Project No.: 60232589

Parameters	Method	Act ± Unc (MDC) Carr Trac	Units	Analyzed	CAS No.	Qual
Radium-226	EPA 903.1	94.3 %REC NA (NA) C:NA T:NA	12.12 RPD ±	pCi/L	12/19/16 11:59	13982-63-3
Radium-228	EPA 904.0	98.22 %REC NA (NA) C:NA T:NA	29.12 RPD ±	pCi/L	12/19/16 16:04	15262-20-1

REPORT OF LABORATORY ANALYSIS

This report shall not be reproduced, except in full,
without the written consent of Pace Analytical Services, LLC.

QUALITY CONTROL - RADIOCHEMISTRY

Project: AMEREN RUSH ISLAND ENERGY CTR

Pace Project No.: 60232589

QC Batch:	243053	Analysis Method:	EPA 903.1
QC Batch Method:	EPA 903.1	Analysis Description:	903.1 Radium-226
Associated Lab Samples:	60232589001, 60232589002, 60232589003, 60232589004, 60232589005, 60232589006, 60232589007, 60232589008, 60232589009, 60232589010, 60232589011, 60232589012, 60232589013		

METHOD BLANK:	1195488	Matrix:	Water
Associated Lab Samples:	60232589001, 60232589002, 60232589003, 60232589004, 60232589005, 60232589006, 60232589007, 60232589008, 60232589009, 60232589010, 60232589011, 60232589012, 60232589013		

Parameter	Act ± Unc (MDC) Carr Trac	Units	Analyzed	Qualifiers
Radium-226	0.0712 ± 0.325 (0.193) C:NA T:81%	pCi/L	12/19/16 11:20	

Results presented on this page are in the units indicated by the "Units" column except where an alternate unit is presented to the right of the result.

REPORT OF LABORATORY ANALYSIS

This report shall not be reproduced, except in full,
without the written consent of Pace Analytical Services, LLC.

QUALITY CONTROL - RADIOCHEMISTRY

Project: AMEREN RUSH ISLAND ENERGY CTR

Pace Project No.: 60232589

QC Batch:	243054	Analysis Method:	EPA 904.0
QC Batch Method:	EPA 904.0	Analysis Description:	904.0 Radium 228
Associated Lab Samples:	60232589001, 60232589002, 60232589003, 60232589004, 60232589005, 60232589006, 60232589007, 60232589008, 60232589009, 60232589010, 60232589011, 60232589012, 60232589013		

METHOD BLANK:	1195489	Matrix:	Water
Associated Lab Samples:	60232589001, 60232589002, 60232589003, 60232589004, 60232589005, 60232589006, 60232589007, 60232589008, 60232589009, 60232589010, 60232589011, 60232589012, 60232589013		

Parameter	Act ± Unc (MDC) Carr Trac	Units	Analyzed	Qualifiers
Radium-228	0.733 ± 0.475 (0.900) C:64% T:80%	pCi/L	12/19/16 12:49	

Results presented on this page are in the units indicated by the "Units" column except where an alternate unit is presented to the right of the result.

REPORT OF LABORATORY ANALYSIS

This report shall not be reproduced, except in full,
without the written consent of Pace Analytical Services, LLC.

QUALIFIERS

Project: AMEREN RUSH ISLAND ENERGY CTR

Pace Project No.: 60232589

DEFINITIONS

DF - Dilution Factor, if reported, represents the factor applied to the reported data due to dilution of the sample aliquot.

ND - Not Detected at or above adjusted reporting limit.

J - Estimated concentration above the adjusted method detection limit and below the adjusted reporting limit.

MDL - Adjusted Method Detection Limit.

PQL - Practical Quantitation Limit.

RL - Reporting Limit.

S - Surrogate

1,2-Diphenylhydrazine decomposes to and cannot be separated from Azobenzene using Method 8270. The result for each analyte is a combined concentration.

Consistent with EPA guidelines, unrounded data are displayed and have been used to calculate % recovery and RPD values.

LCS(D) - Laboratory Control Sample (Duplicate)

MS(D) - Matrix Spike (Duplicate)

DUP - Sample Duplicate

RPD - Relative Percent Difference

NC - Not Calculable.

SG - Silica Gel - Clean-Up

U - Indicates the compound was analyzed for, but not detected.

N-Nitrosodiphenylamine decomposes and cannot be separated from Diphenylamine using Method 8270. The result reported for each analyte is a combined concentration.

Act - Activity

Unc - Uncertainty: SDWA = 1.96 sigma count uncertainty, all other matrices = Expanded Uncertainty (95% confidence interval).

Gamma Spec = Expanded Uncertainty (95.4% Confidence Interval)

(MDC) - Minimum Detectable Concentration

Trac - Tracer Recovery (%)

Carr - Carrier Recovery (%)

Pace Analytical is TNI accredited. Contact your Pace PM for the current list of accredited analytes.

TNI - The NELAC Institute.

LABORATORIES

PASI-K Pace Analytical Services - Kansas City

PASI-PA Pace Analytical Services - Greensburg

ANALYTE QUALIFIERS

B Analyte was detected in the associated method blank.

E Analyte concentration exceeded the calibration range. The reported result is estimated.

H5 Reanalysis conducted in excess of EPA method holding time. Results confirm original analysis performed in hold time.

H6 Analysis initiated outside of the 15 minute EPA required holding time.

M1 Matrix spike recovery exceeded QC limits. Batch accepted based on laboratory control sample (LCS) recovery.

REPORT OF LABORATORY ANALYSIS

This report shall not be reproduced, except in full,
without the written consent of Pace Analytical Services, LLC.

QUALITY CONTROL DATA CROSS REFERENCE TABLE

Project: AMEREN RUSH ISLAND ENERGY CTR

Pace Project No.: 60232589

Lab ID	Sample ID	QC Batch Method	QC Batch	Analytical Method	Analytical Batch
60232589001	R-MW-1	EPA 200.7	455694	EPA 200.7	455911
60232589002	R-MW-2	EPA 200.7	455694	EPA 200.7	455911
60232589003	R-MW-3	EPA 200.7	455694	EPA 200.7	455911
60232589004	R-MW-4	EPA 200.7	455694	EPA 200.7	455911
60232589005	R-MW-5	EPA 200.7	455694	EPA 200.7	455911
60232589006	R-MW-6	EPA 200.7	455694	EPA 200.7	455911
60232589007	R-MW-7	EPA 200.7	455694	EPA 200.7	455911
60232589008	R-MW-B1	EPA 200.7	455694	EPA 200.7	455911
60232589009	R-MW-B2	EPA 200.7	455694	EPA 200.7	455911
60232589010	R-DUP-1	EPA 200.7	455694	EPA 200.7	455911
60232589011	R-FB-1	EPA 200.7	455694	EPA 200.7	455911
60232589001	R-MW-1	EPA 200.8	455691	EPA 200.8	455912
60232589002	R-MW-2	EPA 200.8	455691	EPA 200.8	455912
60232589003	R-MW-3	EPA 200.8	455691	EPA 200.8	455912
60232589004	R-MW-4	EPA 200.8	455691	EPA 200.8	455912
60232589005	R-MW-5	EPA 200.8	455691	EPA 200.8	455912
60232589006	R-MW-6	EPA 200.8	455691	EPA 200.8	455912
60232589007	R-MW-7	EPA 200.8	455691	EPA 200.8	455912
60232589008	R-MW-B1	EPA 200.8	455691	EPA 200.8	455912
60232589009	R-MW-B2	EPA 200.8	455691	EPA 200.8	455912
60232589010	R-DUP-1	EPA 200.8	455691	EPA 200.8	455912
60232589011	R-FB-1	EPA 200.8	455691	EPA 200.8	455912
60232589001	R-MW-1	EPA 7470	456625	EPA 7470	456654
60232589002	R-MW-2	EPA 7470	456625	EPA 7470	456654
60232589003	R-MW-3	EPA 7470	456625	EPA 7470	456654
60232589004	R-MW-4	EPA 7470	456625	EPA 7470	456654
60232589005	R-MW-5	EPA 7470	456625	EPA 7470	456654
60232589006	R-MW-6	EPA 7470	456625	EPA 7470	456654
60232589007	R-MW-7	EPA 7470	456625	EPA 7470	456654
60232589008	R-MW-B1	EPA 7470	456625	EPA 7470	456654
60232589009	R-MW-B2	EPA 7470	456625	EPA 7470	456654
60232589010	R-DUP-1	EPA 7470	456625	EPA 7470	456654
60232589011	R-FB-1	EPA 7470	456625	EPA 7470	456654
60232589001	R-MW-1	EPA 903.1	243053		
60232589002	R-MW-2	EPA 903.1	243053		
60232589003	R-MW-3	EPA 903.1	243053		
60232589004	R-MW-4	EPA 903.1	243053		
60232589005	R-MW-5	EPA 903.1	243053		
60232589006	R-MW-6	EPA 903.1	243053		
60232589007	R-MW-7	EPA 903.1	243053		
60232589008	R-MW-B1	EPA 903.1	243053		
60232589009	R-MW-B2	EPA 903.1	243053		
60232589010	R-DUP-1	EPA 903.1	243053		
60232589011	R-FB-1	EPA 903.1	243053		
60232589012	R-MW-4 MS	EPA 903.1	243053		
60232589013	R-MW-4 MSD	EPA 903.1	243053		
60232589001	R-MW-1	EPA 904.0	243054		

REPORT OF LABORATORY ANALYSIS

This report shall not be reproduced, except in full,
without the written consent of Pace Analytical Services, LLC.

QUALITY CONTROL DATA CROSS REFERENCE TABLE

Project: AMEREN RUSH ISLAND ENERGY CTR

Pace Project No.: 60232589

Lab ID	Sample ID	QC Batch Method	QC Batch	Analytical Method	Analytical Batch
60232589002	R-MW-2	EPA 904.0	243054		
60232589003	R-MW-3	EPA 904.0	243054		
60232589004	R-MW-4	EPA 904.0	243054		
60232589005	R-MW-5	EPA 904.0	243054		
60232589006	R-MW-6	EPA 904.0	243054		
60232589007	R-MW-7	EPA 904.0	243054		
60232589008	R-MW-B1	EPA 904.0	243054		
60232589009	R-MW-B2	EPA 904.0	243054		
60232589010	R-DUP-1	EPA 904.0	243054		
60232589011	R-FB-1	EPA 904.0	243054		
60232589012	R-MW-4 MS	EPA 904.0	243054		
60232589013	R-MW-4 MSD	EPA 904.0	243054		
60232589001	R-MW-1	SM 2540C	456308		
60232589002	R-MW-2	SM 2540C	456308		
60232589003	R-MW-3	SM 2540C	456308		
60232589004	R-MW-4	SM 2540C	456308		
60232589005	R-MW-5	SM 2540C	456308		
60232589006	R-MW-6	SM 2540C	456308		
60232589007	R-MW-7	SM 2540C	456308		
60232589008	R-MW-B1	SM 2540C	456308		
60232589009	R-MW-B2	SM 2540C	456308		
60232589010	R-DUP-1	SM 2540C	456308		
60232589011	R-FB-1	SM 2540C	456308		
60232589001	R-MW-1	SM 4500-H+B	456987		
60232589002	R-MW-2	SM 4500-H+B	456987		
60232589003	R-MW-3	SM 4500-H+B	456987		
60232589004	R-MW-4	SM 4500-H+B	456987		
60232589005	R-MW-5	SM 4500-H+B	456987		
60232589006	R-MW-6	SM 4500-H+B	456987		
60232589007	R-MW-7	SM 4500-H+B	456987		
60232589008	R-MW-B1	SM 4500-H+B	456987		
60232589009	R-MW-B2	SM 4500-H+B	457036		
60232589010	R-DUP-1	SM 4500-H+B	456987		
60232589011	R-FB-1	SM 4500-H+B	456987		
60232589001	R-MW-1	EPA 300.0	458213		
60232589001	R-MW-1	EPA 300.0	458452		
60232589002	R-MW-2	EPA 300.0	458213		
60232589002	R-MW-2	EPA 300.0	458452		
60232589003	R-MW-3	EPA 300.0	458213		
60232589003	R-MW-3	EPA 300.0	458452		
60232589004	R-MW-4	EPA 300.0	458213		
60232589004	R-MW-4	EPA 300.0	458452		

REPORT OF LABORATORY ANALYSIS

This report shall not be reproduced, except in full,
without the written consent of Pace Analytical Services, LLC.

QUALITY CONTROL DATA CROSS REFERENCE TABLE

Project: AMEREN RUSH ISLAND ENERGY CTR

Pace Project No.: 60232589

Lab ID	Sample ID	QC Batch Method	QC Batch	Analytical Method	Analytical Batch
60232589004	R-MW-4	EPA 300.0	459611		
60232589005	R-MW-5	EPA 300.0	458213		
60232589006	R-MW-6	EPA 300.0	458213		
60232589007	R-MW-7	EPA 300.0	458213		
60232589007	R-MW-7	EPA 300.0	458452		
60232589008	R-MW-B1	EPA 300.0	458213		
60232589008	R-MW-B1	EPA 300.0	458452		
60232589009	R-MW-B2	EPA 300.0	458213		
60232589009	R-MW-B2	EPA 300.0	458452		
60232589010	R-DUP-1	EPA 300.0	458213		
60232589010	R-DUP-1	EPA 300.0	458452		
60232589011	R-FB-1	EPA 300.0	458213		

REPORT OF LABORATORY ANALYSIS

This report shall not be reproduced, except in full,
without the written consent of Pace Analytical Services, LLC.



Sample Condition Upon Receipt

WO#: 60232589



60232589

JCC

Client Name: Goldner

Courier: FedEx UPS VIA Clay PEX ECI Pace Xroads Client Other

Tracking #: _____ Pace Shipping Label Used? Yes No

Custody Seal on Cooler/Box Present: Yes No Seals intact: Yes No

Packing Material: Bubble Wrap Bubble Bags Foam None Other

Thermometer Used: T-266 ^{CF +0.7} ^{CF -0.5} T-239 Type of Ice: Wet Blue None

Cooler Temperature (°C): As-read 0.7/16.9/16.2 Corr. Factor ^{CF +0.7} ^{CF -0.5} Corrected 1.4/17.6/16.9

Date and initials of person examining contents:

11/18/16

Temperature should be above freezing to 6°C

Chain of Custody present:	<input checked="" type="checkbox"/> Yes <input type="checkbox"/> No <input type="checkbox"/> N/A	
Chain of Custody relinquished:	<input checked="" type="checkbox"/> Yes <input type="checkbox"/> No <input type="checkbox"/> N/A	
Samples arrived within holding time:	<input checked="" type="checkbox"/> Yes <input type="checkbox"/> No <input type="checkbox"/> N/A	
Short Hold Time analyses (<72hr):	<input checked="" type="checkbox"/> Yes <input type="checkbox"/> No <input type="checkbox"/> N/A	<u>PH</u>
Rush Turn Around Time requested:	<input type="checkbox"/> Yes <input checked="" type="checkbox"/> No <input type="checkbox"/> N/A	
Sufficient volume:	<input checked="" type="checkbox"/> Yes <input type="checkbox"/> No <input type="checkbox"/> N/A	<u>Collected 11/16/16</u>
Correct containers used:	<input checked="" type="checkbox"/> Yes <input type="checkbox"/> No <input type="checkbox"/> N/A	
Pace containers used:	<input checked="" type="checkbox"/> Yes <input type="checkbox"/> No <input type="checkbox"/> N/A	
Containers intact:	<input checked="" type="checkbox"/> Yes <input type="checkbox"/> No <input type="checkbox"/> N/A	
Unpreserved 5035A / TX1005/1006 soils frozen in 48hrs?	<input type="checkbox"/> Yes <input type="checkbox"/> No <input checked="" type="checkbox"/> N/A	
Filtered volume received for dissolved tests?	<input type="checkbox"/> Yes <input type="checkbox"/> No <input checked="" type="checkbox"/> N/A	
Sample labels match COC: Date / time / ID / analyses	<input checked="" type="checkbox"/> Yes <input type="checkbox"/> No <input type="checkbox"/> N/A	
Samples contain multiple phases? Matrix: <u>WT</u>	<input type="checkbox"/> Yes <input checked="" type="checkbox"/> No <input type="checkbox"/> N/A	
Containers requiring pH preservation in compliance? (HNO ₃ , H ₂ SO ₄ , HCl<2; NaOH>9 Sulfide, NaOH>10 Cyanide) (Exceptions: VOA, Micro, O&G, KS TPH, OK-DRO)	<input checked="" type="checkbox"/> Yes <input type="checkbox"/> No <input type="checkbox"/> N/A	
Cyanide water sample checks:	<input checked="" type="checkbox"/> N/A	
Lead acetate strip turns dark? (Record only)	<input type="checkbox"/> Yes <input type="checkbox"/> No	
Potassium iodide test strip turns blue/purple? (Preserve)	<input type="checkbox"/> Yes <input type="checkbox"/> No	
Trip Blank present:	<input type="checkbox"/> Yes <input type="checkbox"/> No <input checked="" type="checkbox"/> N/A	
Headspace in VOA vials (>6mm):	<input type="checkbox"/> Yes <input type="checkbox"/> No <input checked="" type="checkbox"/> N/A	
Samples from USDA Regulated Area: State:	<input type="checkbox"/> Yes <input type="checkbox"/> No <input checked="" type="checkbox"/> N/A	
Additional labels attached to 5035A / TX1005 vials in the field?	<input type="checkbox"/> Yes <input type="checkbox"/> No <input checked="" type="checkbox"/> N/A	

Client Notification/ Resolution: Copy COC to Client? Y N Field Data Required? Y / N

Person Contacted: _____ Date/Time: _____

Comments/ Resolution: _____

Project Manager Review: Jami Chok _____ Date: 11/18/16

Project Manager Review: _____ Date: _____



CHAIN-OF-CUSTODY / Analytical Request Document

The Chain-of-Custody is a LEGAL DOCUMENT. All relevant fields must be completed accurately.

Section A Required Client Information:		Section B Required Project Information:		Section C Invoice Information:	
Company:	Golder Associates	Report To:	Mark Haddock (mhaddock@golder.com)	Attention:	
Address:	820 South Main Street, Suite 100 St Charles, MO 63301	Copy To:	Jeffrey Ingram	Company Name:	
Email To:	mhaddock@golder.com	Purchase Order No.:		Address:	
Phone:	636-724-9191	Project Name:	Ameren Rush Island Energy Center	Pace Quote Reference:	
Requested Due Date/TAT:	Standard	Project Number:	153-1406.0002A	Pace Project Manager:	Jamie Church
				Pace Profile #:	9285

Page: 1 of 1

ITEM #	Valid Matrix Codes		COLLECTED		SAMPLE TYPE (G=GRAB C=COMP)	MATRIX CODE (see valid codes to left)	# OF CONTAINERS	Preservatives										Analysis Test ↑	Requested Analysis Filtered (Y/N)										Temp In °C	Received on	Custody Sealed	Cooler (Y/N)	Samples Intact (Y/N)
	MATRIX	CODE	COMPOSITE START	COMPOSITE END/SPB				DATE	TIME	DATE	TIME	Unpreserved	H ₂ SO ₄	HNO ₃	HCl	NaOH	Na ₂ S ₂ O ₃		Methanol	Other	Metals*	Chloride/Fluoride/Sulfate	TDS	pH	Radium 226 & 228	Residual Chlorine (Y/N)	Pace Project No./ Lab I.D.						
1	R-MW-1	WT			0927		4	1	3								1	1	1	2			18P24 28P24	60232589									
2	R-MW-2	WT			1032		5	2	3								1	2	2	2			28P24	002									
3	R-MW-3	WT			1130		4	1	3								1	1	1	2			18P24	003									
4	R-MW-4	WT			1235		13	4	4								3	4	4	6			28P24 28P24 30P24 60P24	004									
5	R-MW-5	WT			1347		4	1	3								1	1	1	2			18P24 2 8P24	005									
6	R-MW-6	WT			1135		4	1	3								1	1	1	2				006									
7	R-MW-7	WT			1025		4	1	3								1	1	1	2				007									
8	R-MW-B1	WT			0925		4	1	3								1	1	1	2				008									
9	R-MW-B2	WT			1441		4	1	3								1	1	1	2				009									
10	R-DUP-1	WT			-		4	1	3								1	1	1	2				010									
11	R-FB-1	WT			1003		4	1	3								1	1	1	2				011									
12		WT																															

ADDITIONAL COMMENTS	RELINQUISHED BY / AFFILIATION	DATE	TIME	ACCEPTED BY / AFFILIATION	DATE	TIME	SAMPLE CONDITIONS
EPA 200.7: Ba, Be, B, Ca, Co, Pb, Li, Mo + EPA 7470A Hg EPA 200.8: Sb, As, Cd, Cr, Se, Tl	Jeffrey Ingram (GPIW)	11/17/16	1500	Jamie Church (PACE)	11/17/16	1500	
	Jeffrey Ingram (PACE)	11/17/16	1700	Jeffrey Ingram (PACE)	11/18/16	0335	X X X Y
							N N N N
SAMPLER NAME AND SIGNATURE		DATE SIGNED (MM/DD/YY):		Temp In °C		Received on	
Jeffrey Ingram		11/17/16		169		11/17/16	
PRINT Name of SAMPLER:		SIGNATURE of SAMPLER:		DATE SIGNED (MM/DD/YY):		Temp In °C	
Jeffrey Ingram		Jeffrey Ingram		11/17/16		169	

February 20, 2017

Mark Haddock
Golder Associates
820 S. Main St
Suite 100
Saint Charles, MO 63301

RE: Project: AMEREN RUSH ISLAND ENERGY CTR
Pace Project No.: 60236480

Dear Mark Haddock:

Enclosed are the analytical results for sample(s) received by the laboratory on January 21, 2017. The results relate only to the samples included in this report. Results reported herein conform to the most current, applicable TNI/NELAC standards and the laboratory's Quality Assurance Manual, where applicable, unless otherwise noted in the body of the report.

If you have any questions concerning this report, please feel free to contact me.

Sincerely,



Jamie Church
jamie.church@pacelabs.com
Project Manager

Enclosures

cc: Jeffrey Ingram, Golder Associates
John Suozzi, Golder Associates



REPORT OF LABORATORY ANALYSIS

This report shall not be reproduced, except in full,
without the written consent of Pace Analytical Services, LLC.

CERTIFICATIONS

Project: AMEREN RUSH ISLAND ENERGY CTR

Pace Project No.: 60236480

Pennsylvania Certification IDs

1638 Roseytown Rd Suites 2,3&4, Greensburg, PA 15601

L-A-B DOD-ELAP Accreditation #: L2417

Alabama Certification #: 41590

Arizona Certification #: AZ0734

Arkansas Certification

California Certification #: 04222CA

Colorado Certification

Connecticut Certification #: PH-0694

Delaware Certification

Florida/TNI Certification #: E87683

Georgia Certification #: C040

Guam Certification

Hawaii Certification

Idaho Certification

Illinois Certification

Indiana Certification

Iowa Certification #: 391

Kansas/TNI Certification #: E-10358

Kentucky Certification #: 90133

Louisiana DHH/TNI Certification #: LA140008

Louisiana DEQ/TNI Certification #: 4086

Maine Certification #: PA00091

Maryland Certification #: 308

Massachusetts Certification #: M-PA1457

Michigan/PADEP Certification

Missouri Certification #: 235

Montana Certification #: Cert 0082

Nebraska Certification #: NE-05-29-14

Nevada Certification #: PA014572015-1

New Hampshire/TNI Certification #: 2976

New Jersey/TNI Certification #: PA 051

New Mexico Certification #: PA01457

New York/TNI Certification #: 10888

North Carolina Certification #: 42706

North Dakota Certification #: R-190

Oregon/TNI Certification #: PA200002

Pennsylvania/TNI Certification #: 65-00282

Puerto Rico Certification #: PA01457

Rhode Island Certification #: 65-00282

South Dakota Certification

Tennessee Certification #: TN2867

Texas/TNI Certification #: T104704188-14-8

Utah/TNI Certification #: PA014572015-5

USDA Soil Permit #: P330-14-00213

Vermont Dept. of Health: ID# VT-0282

Virgin Island/PADEP Certification

Virginia/VELAP Certification #: 460198

Washington Certification #: C868

West Virginia DEP Certification #: 143

West Virginia DHHR Certification #: 9964C

Wisconsin Certification

Wyoming Certification #: 8TMS-L

Kansas Certification IDs

9608 Loiret Boulevard, Lenexa, KS 66219

WY STR Certification #: 2456.01

Arkansas Certification #: 15-016-0

Illinois Certification #: 003097

Iowa Certification #: 118

Kansas/NELAP Certification #: E-10116

Louisiana Certification #: 03055

Nevada Certification #: KS000212008A

Oklahoma Certification #: 9205/9935

Texas Certification #: T104704407

Utah Certification #: KS00021

Kansas Field Laboratory Accreditation: # E-92587

Missouri Certification: 10070

REPORT OF LABORATORY ANALYSIS

This report shall not be reproduced, except in full,
without the written consent of Pace Analytical Services, LLC.

SAMPLE SUMMARY

Project: AMEREN RUSH ISLAND ENERGY CTR

Pace Project No.: 60236480

Lab ID	Sample ID	Matrix	Date Collected	Date Received
60236480001	R-MW-1	Water	01/19/17 09:29	01/21/17 02:55
60236480002	R-MW-2	Water	01/19/17 10:28	01/21/17 02:55
60236480003	R-MW-3	Water	01/19/17 11:35	01/21/17 02:55
60236480004	R-MW-4	Water	01/19/17 13:10	01/21/17 02:55
60236480005	R-MW-5	Water	01/19/17 14:20	01/21/17 02:55
60236480006	R-MW-6	Water	01/19/17 14:40	01/21/17 02:55
60236480007	R-MW-7	Water	01/19/17 13:34	01/21/17 02:55
60236480008	R-MW-B1	Water	01/19/17 12:17	01/21/17 02:55
60236480009	R-MW-B2	Water	01/19/17 11:14	01/21/17 02:55
60236480010	R-DUP-1	Water	01/19/17 08:00	01/21/17 02:55
60236480011	R-FB-1	Water	01/19/17 13:21	01/21/17 02:55
60236480012	R-MW-5 MS	Water	01/19/17 14:20	01/21/17 02:55
60236480013	R-MW-5 MSD	Water	01/19/17 14:20	01/21/17 02:55

REPORT OF LABORATORY ANALYSIS

This report shall not be reproduced, except in full,
without the written consent of Pace Analytical Services, LLC.

SAMPLE ANALYTE COUNT

Project: AMEREN RUSH ISLAND ENERGY CTR

Pace Project No.: 60236480

Lab ID	Sample ID	Method	Analysts	Analytes Reported	Laboratory
60236480001	R-MW-1	EPA 200.7	ZBM	8	PASI-K
		EPA 200.8	SMW	6	PASI-K
		EPA 7470	ZBM	1	PASI-K
		EPA 903.1	WRR	1	PASI-PA
		EPA 904.0	JLW	1	PASI-PA
		SM 2540C	JSS	1	PASI-K
		SM 4500-H+B	HMM	1	PASI-K
60236480002	R-MW-2	EPA 300.0	OL	3	PASI-K
		EPA 200.7	ZBM	8	PASI-K
		EPA 200.8	SMW	6	PASI-K
		EPA 7470	ZBM	1	PASI-K
		EPA 903.1	WRR	1	PASI-PA
		EPA 904.0	JLW	1	PASI-PA
		SM 2540C	JSS	1	PASI-K
60236480003	R-MW-3	SM 4500-H+B	HMM	1	PASI-K
		EPA 300.0	OL	3	PASI-K
		EPA 200.7	ZBM	8	PASI-K
		EPA 200.8	SMW	6	PASI-K
		EPA 7470	ZBM	1	PASI-K
		EPA 903.1	WRR	1	PASI-PA
		EPA 904.0	JLW	1	PASI-PA
60236480004	R-MW-4	SM 2540C	JSS	1	PASI-K
		SM 4500-H+B	HMM	1	PASI-K
		EPA 300.0	OL	3	PASI-K
		EPA 200.7	ZBM	8	PASI-K
		EPA 200.8	SMW	6	PASI-K
		EPA 7470	ZBM	1	PASI-K
		EPA 903.1	WRR	1	PASI-PA
60236480005	R-MW-5	EPA 904.0	JLW	1	PASI-PA
		SM 2540C	JSS	1	PASI-K
		EPA 904.0	JLW	1	PASI-PA
		EPA 300.0	OL	3	PASI-K
		EPA 200.7	ZBM	8	PASI-K
		EPA 200.8	SMW	6	PASI-K
		EPA 7470	ZBM	1	PASI-K

REPORT OF LABORATORY ANALYSIS

This report shall not be reproduced, except in full,
without the written consent of Pace Analytical Services, LLC.

SAMPLE ANALYTE COUNT

Project: AMEREN RUSH ISLAND ENERGY CTR

Pace Project No.: 60236480

Lab ID	Sample ID	Method	Analysts	Analytes Reported	Laboratory
60236480006	R-MW-6	SM 2540C	JSS	1	PASI-K
		SM 4500-H+B	HMM	1	PASI-K
		EPA 300.0	OL	3	PASI-K
		EPA 200.7	ZBM	8	PASI-K
		EPA 200.8	SMW	6	PASI-K
		EPA 7470	ZBM	1	PASI-K
		EPA 903.1	WRR	1	PASI-PA
		EPA 904.0	JLW	1	PASI-PA
		SM 2540C	JSS	1	PASI-K
60236480007	R-MW-7	SM 4500-H+B	HMM	1	PASI-K
		EPA 300.0	OL	3	PASI-K
		EPA 200.7	ZBM	8	PASI-K
		EPA 200.8	SMW	6	PASI-K
		EPA 7470	ZBM	1	PASI-K
		EPA 903.1	WRR	1	PASI-PA
		EPA 904.0	JLW	1	PASI-PA
		SM 2540C	JSS	1	PASI-K
		SM 4500-H+B	HMM	1	PASI-K
60236480008	R-MW-B1	EPA 300.0	OL	3	PASI-K
		EPA 200.7	ZBM	8	PASI-K
		EPA 200.8	SMW	6	PASI-K
		EPA 7470	ZBM	1	PASI-K
		EPA 903.1	WRR	1	PASI-PA
		EPA 904.0	JLW	1	PASI-PA
		SM 2540C	JSS	1	PASI-K
		SM 4500-H+B	HMM	1	PASI-K
		EPA 300.0	OL	3	PASI-K
60236480009	R-MW-B2	EPA 200.7	ZBM	8	PASI-K
		EPA 200.8	SMW	6	PASI-K
		EPA 7470	ZBM	1	PASI-K
		EPA 903.1	WRR	1	PASI-PA
		EPA 904.0	JLW	1	PASI-PA
		SM 2540C	JSS	1	PASI-K
		SM 4500-H+B	HMM	1	PASI-K
		EPA 300.0	OL	3	PASI-K
		EPA 200.7	ZBM	8	PASI-K
60236480010	R-DUP-1	EPA 200.8	SMW	6	PASI-K

REPORT OF LABORATORY ANALYSIS

This report shall not be reproduced, except in full,
without the written consent of Pace Analytical Services, LLC.

SAMPLE ANALYTE COUNT

Project: AMEREN RUSH ISLAND ENERGY CTR

Pace Project No.: 60236480

Lab ID	Sample ID	Method	Analysts	Analytes Reported	Laboratory
		EPA 7470	ZBM	1	PASI-K
		EPA 903.1	WRR	1	PASI-PA
		EPA 904.0	JLW	1	PASI-PA
		SM 2540C	JSS	1	PASI-K
		SM 4500-H+B	HMM	1	PASI-K
		EPA 300.0	OL	3	PASI-K
60236480011	R-FB-1	EPA 200.7	ZBM	8	PASI-K
		EPA 200.8	SMW	6	PASI-K
		EPA 7470	ZBM	1	PASI-K
		EPA 903.1	WRR	1	PASI-PA
		EPA 904.0	JLW	1	PASI-PA
		SM 2540C	JSS	1	PASI-K
		SM 4500-H+B	HMM	1	PASI-K
		EPA 300.0	OL	3	PASI-K
60236480012	R-MW-5 MS	EPA 903.1	WRR	1	PASI-PA
		EPA 904.0	JLW	1	PASI-PA
60236480013	R-MW-5 MSD	EPA 903.1	WRR	1	PASI-PA
		EPA 904.0	JLW	1	PASI-PA

REPORT OF LABORATORY ANALYSIS

This report shall not be reproduced, except in full,
without the written consent of Pace Analytical Services, LLC.

ANALYTICAL RESULTS

Project: AMEREN RUSH ISLAND ENERGY CTR

Pace Project No.: 60236480

Sample: R-MW-1 **Lab ID: 60236480001** Collected: 01/19/17 09:29 Received: 01/21/17 02:55 Matrix: Water

Parameters	Results	Units	PQL	MDL	DF	Prepared	Analyzed	CAS No.	Qual
200.7 Metals, Total		Analytical Method: EPA 200.7 Preparation Method: EPA 200.7							
Barium	18.1	ug/L	5.0	0.58	1	01/24/17 13:30	01/27/17 11:59	7440-39-3	
Beryllium	<0.26	ug/L	1.0	0.26	1	01/24/17 13:30	01/27/17 11:59	7440-41-7	
Boron	1550	ug/L	100	50.0	1	01/24/17 13:30	01/27/17 11:59	7440-42-8	
Calcium	43600	ug/L	100	8.1	1	01/24/17 13:30	01/27/17 11:59	7440-70-2	
Cobalt	<0.72	ug/L	5.0	0.72	1	01/24/17 13:30	01/27/17 11:59	7440-48-4	
Lead	<2.5	ug/L	5.0	2.5	1	01/24/17 13:30	01/27/17 11:59	7439-92-1	
Lithium	<4.9	ug/L	10.0	4.9	1	01/24/17 13:30	01/27/17 11:59	7439-93-2	
Molybdenum	32.8	ug/L	20.0	0.52	1	01/24/17 13:30	01/27/17 11:59	7439-98-7	
200.8 MET ICPMS		Analytical Method: EPA 200.8 Preparation Method: EPA 200.8							
Antimony	0.87J	ug/L	1.0	0.055	1	01/24/17 13:30	02/01/17 16:09	7440-36-0	B
Arsenic	9.4	ug/L	1.0	0.25	1	01/24/17 13:30	02/01/17 16:09	7440-38-2	
Cadmium	<0.082	ug/L	0.50	0.082	1	01/24/17 13:30	02/01/17 16:09	7440-43-9	
Chromium	0.46J	ug/L	1.0	0.16	1	01/24/17 13:30	02/01/17 16:09	7440-47-3	B
Selenium	3.4	ug/L	1.0	0.12	1	01/24/17 13:30	02/01/17 16:09	7782-49-2	
Thallium	0.12J	ug/L	1.0	0.052	1	01/24/17 13:30	02/01/17 16:09	7440-28-0	
7470 Mercury		Analytical Method: EPA 7470 Preparation Method: EPA 7470							
Mercury	<0.039	ug/L	0.20	0.039	1	02/01/17 08:35	02/02/17 09:36	7439-97-6	
2540C Total Dissolved Solids		Analytical Method: SM 2540C							
Total Dissolved Solids	395	mg/L	5.0	5.0	1		01/26/17 09:01		
4500H+ pH, Electrometric		Analytical Method: SM 4500-H+B							
pH at 25 Degrees C	9.6	Std. Units	0.10	0.10	1		02/02/17 09:45		H6
300.0 IC Anions 28 Days		Analytical Method: EPA 300.0							
Chloride	19.9	mg/L	2.0	1.0	2		01/25/17 15:33	16887-00-6	
Fluoride	0.16J	mg/L	0.20	0.027	1		01/24/17 11:05	16984-48-8	
Sulfate	213	mg/L	20.0	3.1	20		01/25/17 15:49	14808-79-8	

REPORT OF LABORATORY ANALYSIS

This report shall not be reproduced, except in full,
without the written consent of Pace Analytical Services, LLC.

ANALYTICAL RESULTS

Project: AMEREN RUSH ISLAND ENERGY CTR

Pace Project No.: 60236480

Sample: R-MW-2 **Lab ID: 60236480002** Collected: 01/19/17 10:28 Received: 01/21/17 02:55 Matrix: Water

Parameters	Results	Units	PQL	MDL	DF	Prepared	Analyzed	CAS No.	Qual
200.7 Metals, Total		Analytical Method: EPA 200.7 Preparation Method: EPA 200.7							
Barium	12.2	ug/L	5.0	0.58	1	01/24/17 13:30	01/27/17 12:01	7440-39-3	
Beryllium	<0.26	ug/L	1.0	0.26	1	01/24/17 13:30	01/27/17 12:01	7440-41-7	
Boron	4850	ug/L	100	50.0	1	01/24/17 13:30	01/27/17 12:01	7440-42-8	
Calcium	12100	ug/L	100	8.1	1	01/24/17 13:30	01/27/17 12:01	7440-70-2	
Cobalt	<0.72	ug/L	5.0	0.72	1	01/24/17 13:30	01/27/17 12:01	7440-48-4	
Lead	9.7	ug/L	5.0	2.5	1	01/24/17 13:30	01/27/17 12:01	7439-92-1	
Lithium	<4.9	ug/L	10.0	4.9	1	01/24/17 13:30	01/27/17 12:01	7439-93-2	
Molybdenum	160	ug/L	20.0	0.52	1	01/24/17 13:30	01/27/17 12:01	7439-98-7	
200.8 MET ICPMS		Analytical Method: EPA 200.8 Preparation Method: EPA 200.8							
Antimony	4.6	ug/L	1.0	0.055	1	01/24/17 13:30	02/01/17 16:13	7440-36-0	
Arsenic	224	ug/L	1.0	0.25	1	01/24/17 13:30	02/01/17 16:13	7440-38-2	
Cadmium	0.14J	ug/L	0.50	0.082	1	01/24/17 13:30	02/01/17 16:13	7440-43-9	
Chromium	0.86J	ug/L	1.0	0.16	1	01/24/17 13:30	02/01/17 16:13	7440-47-3	B
Selenium	1.1	ug/L	1.0	0.12	1	01/24/17 13:30	02/01/17 16:13	7782-49-2	
Thallium	<0.052	ug/L	1.0	0.052	1	01/24/17 13:30	02/01/17 16:13	7440-28-0	
7470 Mercury		Analytical Method: EPA 7470 Preparation Method: EPA 7470							
Mercury	<0.039	ug/L	0.20	0.039	1	02/01/17 08:35	02/02/17 09:38	7439-97-6	
2540C Total Dissolved Solids		Analytical Method: SM 2540C							
Total Dissolved Solids	874	mg/L	5.0	5.0	1		01/26/17 09:03		
4500H+ pH, Electrometric		Analytical Method: SM 4500-H+B							
pH at 25 Degrees C	10.6	Std. Units	0.10	0.10	1		02/02/17 09:46		H6
300.0 IC Anions 28 Days		Analytical Method: EPA 300.0							
Chloride	27.7	mg/L	2.0	1.0	2		01/25/17 16:04	16887-00-6	
Fluoride	1.2	mg/L	0.20	0.027	1		01/24/17 11:47	16984-48-8	
Sulfate	321	mg/L	20.0	3.1	20		01/25/17 16:19	14808-79-8	

REPORT OF LABORATORY ANALYSIS

This report shall not be reproduced, except in full,
without the written consent of Pace Analytical Services, LLC.

ANALYTICAL RESULTS

Project: AMEREN RUSH ISLAND ENERGY CTR

Pace Project No.: 60236480

Sample: R-MW-3 **Lab ID: 60236480003** Collected: 01/19/17 11:35 Received: 01/21/17 02:55 Matrix: Water

Parameters	Results	Units	PQL	MDL	DF	Prepared	Analyzed	CAS No.	Qual
200.7 Metals, Total		Analytical Method: EPA 200.7 Preparation Method: EPA 200.7							
Barium	16.3	ug/L	5.0	0.58	1	01/24/17 13:30	01/27/17 12:03	7440-39-3	
Beryllium	<0.26	ug/L	1.0	0.26	1	01/24/17 13:30	01/27/17 12:03	7440-41-7	
Boron	14500	ug/L	100	50.0	1	01/24/17 13:30	01/27/17 12:03	7440-42-8	
Calcium	6120	ug/L	100	8.1	1	01/24/17 13:30	01/27/17 12:03	7440-70-2	
Cobalt	<0.72	ug/L	5.0	0.72	1	01/24/17 13:30	01/27/17 12:03	7440-48-4	
Lead	5.3	ug/L	5.0	2.5	1	01/24/17 13:30	01/27/17 12:03	7439-92-1	
Lithium	<4.9	ug/L	10.0	4.9	1	01/24/17 13:30	01/27/17 12:03	7439-93-2	
Molybdenum	697	ug/L	20.0	0.52	1	01/24/17 13:30	01/27/17 12:03	7439-98-7	
200.8 MET ICPMS		Analytical Method: EPA 200.8 Preparation Method: EPA 200.8							
Antimony	0.22J	ug/L	1.0	0.055	1	01/24/17 13:30	02/01/17 16:17	7440-36-0	B
Arsenic	72.0	ug/L	1.0	0.25	1	01/24/17 13:30	02/01/17 16:17	7440-38-2	
Cadmium	<0.082	ug/L	0.50	0.082	1	01/24/17 13:30	02/01/17 16:17	7440-43-9	
Chromium	0.80J	ug/L	1.0	0.16	1	01/24/17 13:30	02/01/17 16:17	7440-47-3	B
Selenium	0.55J	ug/L	1.0	0.12	1	01/24/17 13:30	02/01/17 16:17	7782-49-2	
Thallium	<0.052	ug/L	1.0	0.052	1	01/24/17 13:30	02/01/17 16:17	7440-28-0	
7470 Mercury		Analytical Method: EPA 7470 Preparation Method: EPA 7470							
Mercury	<0.039	ug/L	0.20	0.039	1	02/01/17 08:35	02/02/17 09:41	7439-97-6	
2540C Total Dissolved Solids		Analytical Method: SM 2540C							
Total Dissolved Solids	718	mg/L	5.0	5.0	1		01/26/17 09:04		
4500H+ pH, Electrometric		Analytical Method: SM 4500-H+B							
pH at 25 Degrees C	9.6	Std. Units	0.10	0.10	1		02/02/17 09:49		H6
300.0 IC Anions 28 Days		Analytical Method: EPA 300.0							
Chloride	30.2	mg/L	2.0	1.0	2		01/25/17 16:35	16887-00-6	
Fluoride	0.82	mg/L	0.20	0.027	1		01/24/17 12:01	16984-48-8	
Sulfate	205	mg/L	20.0	3.1	20		01/25/17 16:50	14808-79-8	

REPORT OF LABORATORY ANALYSIS

This report shall not be reproduced, except in full,
without the written consent of Pace Analytical Services, LLC.

ANALYTICAL RESULTS

Project: AMEREN RUSH ISLAND ENERGY CTR

Pace Project No.: 60236480

Sample: R-MW-4 **Lab ID: 60236480004** Collected: 01/19/17 13:10 Received: 01/21/17 02:55 Matrix: Water

Parameters	Results	Units	PQL	MDL	DF	Prepared	Analyzed	CAS No.	Qual
200.7 Metals, Total		Analytical Method: EPA 200.7 Preparation Method: EPA 200.7							
Barium	280	ug/L	5.0	0.58	1	01/24/17 13:30	01/27/17 12:06	7440-39-3	
Beryllium	<0.26	ug/L	1.0	0.26	1	01/24/17 13:30	01/27/17 12:06	7440-41-7	
Boron	4180	ug/L	100	50.0	1	01/24/17 13:30	01/27/17 12:06	7440-42-8	
Calcium	69400	ug/L	100	8.1	1	01/24/17 13:30	01/27/17 12:06	7440-70-2	
Cobalt	<0.72	ug/L	5.0	0.72	1	01/24/17 13:30	01/27/17 12:06	7440-48-4	
Lead	<2.5	ug/L	5.0	2.5	1	01/24/17 13:30	01/27/17 12:06	7439-92-1	
Lithium	44.6	ug/L	10.0	4.9	1	01/24/17 13:30	01/27/17 12:06	7439-93-2	
Molybdenum	96.5	ug/L	20.0	0.52	1	01/24/17 13:30	01/27/17 12:06	7439-98-7	
200.8 MET ICPMS		Analytical Method: EPA 200.8 Preparation Method: EPA 200.8							
Antimony	0.11J	ug/L	1.0	0.055	1	01/24/17 13:30	02/01/17 16:31	7440-36-0	B
Arsenic	6.7	ug/L	1.0	0.25	1	01/24/17 13:30	02/01/17 16:31	7440-38-2	
Cadmium	<0.082	ug/L	0.50	0.082	1	01/24/17 13:30	02/01/17 16:31	7440-43-9	
Chromium	0.41J	ug/L	1.0	0.16	1	01/24/17 13:30	02/01/17 16:31	7440-47-3	B
Selenium	0.12J	ug/L	1.0	0.12	1	01/24/17 13:30	02/01/17 16:31	7782-49-2	
Thallium	<0.052	ug/L	1.0	0.052	1	01/24/17 13:30	02/01/17 16:31	7440-28-0	
7470 Mercury		Analytical Method: EPA 7470 Preparation Method: EPA 7470							
Mercury	<0.039	ug/L	0.20	0.039	1	02/01/17 08:35	02/02/17 09:43	7439-97-6	
2540C Total Dissolved Solids		Analytical Method: SM 2540C							
Total Dissolved Solids	405	mg/L	5.0	5.0	1		01/26/17 09:05		
4500H+ pH, Electrometric		Analytical Method: SM 4500-H+B							
pH at 25 Degrees C	7.5	Std. Units	0.10	0.10	1		02/02/17 09:51		H6
300.0 IC Anions 28 Days		Analytical Method: EPA 300.0							
Chloride	18.5	mg/L	2.0	1.0	2		01/25/17 17:06	16887-00-6	
Fluoride	0.82	mg/L	0.20	0.027	1		01/24/17 12:43	16984-48-8	
Sulfate	29.7	mg/L	2.0	0.31	2		01/25/17 17:06	14808-79-8	

REPORT OF LABORATORY ANALYSIS

This report shall not be reproduced, except in full,
without the written consent of Pace Analytical Services, LLC.

ANALYTICAL RESULTS

Project: AMEREN RUSH ISLAND ENERGY CTR

Pace Project No.: 60236480

Sample: R-MW-5 **Lab ID: 60236480005** Collected: 01/19/17 14:20 Received: 01/21/17 02:55 Matrix: Water

Parameters	Results	Units	PQL	MDL	DF	Prepared	Analyzed	CAS No.	Qual
200.7 Metals, Total		Analytical Method: EPA 200.7 Preparation Method: EPA 200.7							
Barium	413	ug/L	5.0	0.58	1	01/24/17 13:30	01/27/17 12:08	7440-39-3	
Beryllium	<0.26	ug/L	1.0	0.26	1	01/24/17 13:30	01/27/17 12:08	7440-41-7	
Boron	98.8J	ug/L	100	50.0	1	01/24/17 13:30	01/27/17 12:08	7440-42-8	
Calcium	130000	ug/L	100	8.1	1	01/24/17 13:30	01/27/17 12:08	7440-70-2	
Cobalt	<0.72	ug/L	5.0	0.72	1	01/24/17 13:30	01/27/17 12:08	7440-48-4	
Lead	3.0J	ug/L	5.0	2.5	1	01/24/17 13:30	01/27/17 12:08	7439-92-1	
Lithium	<4.9	ug/L	10.0	4.9	1	01/24/17 13:30	01/27/17 12:08	7439-93-2	
Molybdenum	0.86J	ug/L	20.0	0.52	1	01/24/17 13:30	01/27/17 12:08	7439-98-7	B
200.8 MET ICPMS		Analytical Method: EPA 200.8 Preparation Method: EPA 200.8							
Antimony	0.11J	ug/L	1.0	0.055	1	01/24/17 13:30	02/01/17 16:35	7440-36-0	B
Arsenic	4.3	ug/L	1.0	0.25	1	01/24/17 13:30	02/01/17 16:35	7440-38-2	
Cadmium	<0.082	ug/L	0.50	0.082	1	01/24/17 13:30	02/01/17 16:35	7440-43-9	
Chromium	0.52J	ug/L	1.0	0.16	1	01/24/17 13:30	02/01/17 16:35	7440-47-3	B
Selenium	<0.12	ug/L	1.0	0.12	1	01/24/17 13:30	02/01/17 16:35	7782-49-2	
Thallium	<0.052	ug/L	1.0	0.052	1	01/24/17 13:30	02/01/17 16:35	7440-28-0	
7470 Mercury		Analytical Method: EPA 7470 Preparation Method: EPA 7470							
Mercury	<0.039	ug/L	0.20	0.039	1	02/01/17 08:35	02/02/17 09:50	7439-97-6	
2540C Total Dissolved Solids		Analytical Method: SM 2540C							
Total Dissolved Solids	413	mg/L	5.0	5.0	1		01/26/17 09:06		
4500H+ pH, Electrometric		Analytical Method: SM 4500-H+B							
pH at 25 Degrees C	7.3	Std. Units	0.10	0.10	1		02/02/17 09:57		H6
300.0 IC Anions 28 Days		Analytical Method: EPA 300.0							
Chloride	3.7	mg/L	1.0	0.50	1		01/24/17 12:57	16887-00-6	
Fluoride	0.12J	mg/L	0.20	0.027	1		01/24/17 12:57	16984-48-8	
Sulfate	4.9	mg/L	1.0	0.15	1		01/24/17 12:57	14808-79-8	

REPORT OF LABORATORY ANALYSIS

This report shall not be reproduced, except in full,
without the written consent of Pace Analytical Services, LLC.

ANALYTICAL RESULTS

Project: AMEREN RUSH ISLAND ENERGY CTR

Pace Project No.: 60236480

Sample: R-MW-6 **Lab ID: 60236480006** Collected: 01/19/17 14:40 Received: 01/21/17 02:55 Matrix: Water

Parameters	Results	Units	PQL	MDL	DF	Prepared	Analyzed	CAS No.	Qual
200.7 Metals, Total Analytical Method: EPA 200.7 Preparation Method: EPA 200.7									
Barium	190	ug/L	5.0	0.58	1	01/24/17 13:30	01/27/17 12:19	7440-39-3	
Beryllium	<0.26	ug/L	1.0	0.26	1	01/24/17 13:30	01/27/17 12:19	7440-41-7	
Boron	2130	ug/L	100	50.0	1	01/24/17 13:30	01/27/17 12:19	7440-42-8	
Calcium	90500	ug/L	100	8.1	1	01/24/17 13:30	01/27/17 12:19	7440-70-2	
Cobalt	<0.72	ug/L	5.0	0.72	1	01/24/17 13:30	01/27/17 12:19	7440-48-4	
Lead	2.6J	ug/L	5.0	2.5	1	01/24/17 13:30	01/27/17 12:19	7439-92-1	
Lithium	7.0J	ug/L	10.0	4.9	1	01/24/17 13:30	01/27/17 12:19	7439-93-2	
Molybdenum	1.6J	ug/L	20.0	0.52	1	01/24/17 13:30	01/27/17 12:19	7439-98-7	B
200.8 MET ICPMS Analytical Method: EPA 200.8 Preparation Method: EPA 200.8									
Antimony	0.14J	ug/L	1.0	0.055	1	01/24/17 13:30	02/01/17 16:48	7440-36-0	B
Arsenic	0.50J	ug/L	1.0	0.25	1	01/24/17 13:30	02/01/17 16:48	7440-38-2	
Cadmium	<0.082	ug/L	0.50	0.082	1	01/24/17 13:30	02/01/17 16:48	7440-43-9	
Chromium	0.46J	ug/L	1.0	0.16	1	01/24/17 13:30	02/01/17 16:48	7440-47-3	B
Selenium	0.24J	ug/L	1.0	0.12	1	01/24/17 13:30	02/01/17 16:48	7782-49-2	
Thallium	0.090J	ug/L	1.0	0.052	1	01/24/17 13:30	02/01/17 16:48	7440-28-0	
7470 Mercury Analytical Method: EPA 7470 Preparation Method: EPA 7470									
Mercury	<0.039	ug/L	0.20	0.039	1	02/01/17 08:35	02/02/17 09:56	7439-97-6	
2540C Total Dissolved Solids Analytical Method: SM 2540C									
Total Dissolved Solids	350	mg/L	5.0	5.0	1		01/26/17 09:07		
4500H+ pH, Electrometric Analytical Method: SM 4500-H+B									
pH at 25 Degrees C	7.6	Std. Units	0.10	0.10	1		02/02/17 10:01		H6
300.0 IC Anions 28 Days Analytical Method: EPA 300.0									
Chloride	13.0	mg/L	1.0	0.50	1		01/24/17 13:25	16887-00-6	
Fluoride	0.24	mg/L	0.20	0.027	1		01/24/17 13:25	16984-48-8	
Sulfate	19.0	mg/L	1.0	0.15	1		01/24/17 13:25	14808-79-8	

REPORT OF LABORATORY ANALYSIS

This report shall not be reproduced, except in full,
without the written consent of Pace Analytical Services, LLC.

ANALYTICAL RESULTS

Project: AMEREN RUSH ISLAND ENERGY CTR

Pace Project No.: 60236480

Sample: R-MW-7 **Lab ID: 60236480007** Collected: 01/19/17 13:34 Received: 01/21/17 02:55 Matrix: Water

Parameters	Results	Units	PQL	MDL	DF	Prepared	Analyzed	CAS No.	Qual
200.7 Metals, Total		Analytical Method: EPA 200.7 Preparation Method: EPA 200.7							
Barium	328	ug/L	5.0	0.58	1	01/24/17 13:30	01/27/17 12:23	7440-39-3	
Beryllium	<0.26	ug/L	1.0	0.26	1	01/24/17 13:30	01/27/17 12:23	7440-41-7	
Boron	2420	ug/L	100	50.0	1	01/24/17 13:30	01/27/17 12:23	7440-42-8	
Calcium	77300	ug/L	100	8.1	1	01/24/17 13:30	01/27/17 12:23	7440-70-2	
Cobalt	<0.72	ug/L	5.0	0.72	1	01/24/17 13:30	01/27/17 12:23	7440-48-4	
Lead	<2.5	ug/L	5.0	2.5	1	01/24/17 13:30	01/27/17 12:23	7439-92-1	
Lithium	38.7	ug/L	10.0	4.9	1	01/24/17 13:30	01/27/17 12:23	7439-93-2	
Molybdenum	180	ug/L	20.0	0.52	1	01/24/17 13:30	01/27/17 12:23	7439-98-7	
200.8 MET ICPMS		Analytical Method: EPA 200.8 Preparation Method: EPA 200.8							
Antimony	0.14J	ug/L	1.0	0.055	1	01/24/17 13:30	02/01/17 16:53	7440-36-0	B
Arsenic	96.6	ug/L	1.0	0.25	1	01/24/17 13:30	02/01/17 16:53	7440-38-2	
Cadmium	<0.082	ug/L	0.50	0.082	1	01/24/17 13:30	02/01/17 16:53	7440-43-9	
Chromium	0.27J	ug/L	1.0	0.16	1	01/24/17 13:30	02/01/17 16:53	7440-47-3	B
Selenium	<0.12	ug/L	1.0	0.12	1	01/24/17 13:30	02/01/17 16:53	7782-49-2	
Thallium	0.063J	ug/L	1.0	0.052	1	01/24/17 13:30	02/01/17 16:53	7440-28-0	
7470 Mercury		Analytical Method: EPA 7470 Preparation Method: EPA 7470							
Mercury	<0.039	ug/L	0.20	0.039	1	02/01/17 08:35	02/02/17 09:58	7439-97-6	
2540C Total Dissolved Solids		Analytical Method: SM 2540C							
Total Dissolved Solids	371	mg/L	5.0	5.0	1		01/26/17 09:07		
4500H+ pH, Electrometric		Analytical Method: SM 4500-H+B							
pH at 25 Degrees C	7.2	Std. Units	0.10	0.10	1		02/02/17 09:56		H6
300.0 IC Anions 28 Days		Analytical Method: EPA 300.0							
Chloride	12.3	mg/L	1.0	0.50	1		01/24/17 13:38	16887-00-6	
Fluoride	0.31	mg/L	0.20	0.027	1		01/24/17 13:38	16984-48-8	
Sulfate	42.8	mg/L	5.0	0.77	5		01/25/17 18:23	14808-79-8	

REPORT OF LABORATORY ANALYSIS

This report shall not be reproduced, except in full,
without the written consent of Pace Analytical Services, LLC.

ANALYTICAL RESULTS

Project: AMEREN RUSH ISLAND ENERGY CTR

Pace Project No.: 60236480

Sample: R-MW-B1 **Lab ID: 60236480008** Collected: 01/19/17 12:17 Received: 01/21/17 02:55 Matrix: Water

Parameters	Results	Units	PQL	MDL	DF	Prepared	Analyzed	CAS No.	Qual
200.7 Metals, Total		Analytical Method: EPA 200.7 Preparation Method: EPA 200.7							
Barium	556	ug/L	5.0	0.58	1	01/24/17 13:30	01/27/17 12:25	7440-39-3	
Beryllium	<0.26	ug/L	1.0	0.26	1	01/24/17 13:30	01/27/17 12:25	7440-41-7	
Boron	115	ug/L	100	50.0	1	01/24/17 13:30	01/27/17 12:25	7440-42-8	
Calcium	161000	ug/L	100	8.1	1	01/24/17 13:30	01/27/17 12:25	7440-70-2	
Cobalt	<0.72	ug/L	5.0	0.72	1	01/24/17 13:30	01/27/17 12:25	7440-48-4	
Lead	<2.5	ug/L	5.0	2.5	1	01/24/17 13:30	01/27/17 12:25	7439-92-1	
Lithium	64.7	ug/L	10.0	4.9	1	01/24/17 13:30	01/27/17 12:25	7439-93-2	
Molybdenum	1.9J	ug/L	20.0	0.52	1	01/24/17 13:30	01/27/17 12:25	7439-98-7	B
200.8 MET ICPMS		Analytical Method: EPA 200.8 Preparation Method: EPA 200.8							
Antimony	0.13J	ug/L	1.0	0.055	1	01/24/17 13:30	02/01/17 17:02	7440-36-0	B
Arsenic	24.3	ug/L	1.0	0.25	1	01/24/17 13:30	02/01/17 17:02	7440-38-2	
Cadmium	<0.082	ug/L	0.50	0.082	1	01/24/17 13:30	02/01/17 17:02	7440-43-9	
Chromium	0.24J	ug/L	1.0	0.16	1	01/24/17 13:30	02/01/17 17:02	7440-47-3	B
Selenium	<0.12	ug/L	1.0	0.12	1	01/24/17 13:30	02/01/17 17:02	7782-49-2	
Thallium	0.071J	ug/L	1.0	0.052	1	01/24/17 13:30	02/01/17 17:02	7440-28-0	
7470 Mercury		Analytical Method: EPA 7470 Preparation Method: EPA 7470							
Mercury	<0.039	ug/L	0.20	0.039	1	02/01/17 08:35	02/02/17 10:01	7439-97-6	
2540C Total Dissolved Solids		Analytical Method: SM 2540C							
Total Dissolved Solids	704	mg/L	5.0	5.0	1		01/26/17 09:08		
4500H+ pH, Electrometric		Analytical Method: SM 4500-H+B							
pH at 25 Degrees C	7.1	Std. Units	0.10	0.10	1		02/02/17 09:50		H6
300.0 IC Anions 28 Days		Analytical Method: EPA 300.0							
Chloride	43.0	mg/L	5.0	2.5	5		01/25/17 18:53	16887-00-6	
Fluoride	0.11J	mg/L	0.20	0.027	1		01/24/17 13:52	16984-48-8	
Sulfate	40.6	mg/L	5.0	0.77	5		01/25/17 18:53	14808-79-8	

REPORT OF LABORATORY ANALYSIS

This report shall not be reproduced, except in full,
without the written consent of Pace Analytical Services, LLC.

ANALYTICAL RESULTS

Project: AMEREN RUSH ISLAND ENERGY CTR

Pace Project No.: 60236480

Sample: R-MW-B2 **Lab ID: 60236480009** Collected: 01/19/17 11:14 Received: 01/21/17 02:55 Matrix: Water

Parameters	Results	Units	PQL	MDL	DF	Prepared	Analyzed	CAS No.	Qual
200.7 Metals, Total		Analytical Method: EPA 200.7 Preparation Method: EPA 200.7							
Barium	448	ug/L	5.0	0.58	1	01/24/17 13:30	01/27/17 12:27	7440-39-3	
Beryllium	<0.26	ug/L	1.0	0.26	1	01/24/17 13:30	01/27/17 12:27	7440-41-7	
Boron	<50.0	ug/L	100	50.0	1	01/24/17 13:30	01/27/17 12:27	7440-42-8	
Calcium	108000	ug/L	100	8.1	1	01/24/17 13:30	01/27/17 12:27	7440-70-2	
Cobalt	<0.72	ug/L	5.0	0.72	1	01/24/17 13:30	01/27/17 12:27	7440-48-4	
Lead	<2.5	ug/L	5.0	2.5	1	01/24/17 13:30	01/27/17 12:27	7439-92-1	
Lithium	9.7J	ug/L	10.0	4.9	1	01/24/17 13:30	01/27/17 12:27	7439-93-2	
Molybdenum	0.98J	ug/L	20.0	0.52	1	01/24/17 13:30	01/27/17 12:27	7439-98-7	B
200.8 MET ICPMS		Analytical Method: EPA 200.8 Preparation Method: EPA 200.8							
Antimony	0.11J	ug/L	1.0	0.055	1	01/24/17 13:30	02/01/17 17:06	7440-36-0	B
Arsenic	3.7	ug/L	1.0	0.25	1	01/24/17 13:30	02/01/17 17:06	7440-38-2	
Cadmium	<0.082	ug/L	0.50	0.082	1	01/24/17 13:30	02/01/17 17:06	7440-43-9	
Chromium	0.42J	ug/L	1.0	0.16	1	01/24/17 13:30	02/01/17 17:06	7440-47-3	B
Selenium	<0.12	ug/L	1.0	0.12	1	01/24/17 13:30	02/01/17 17:06	7782-49-2	
Thallium	<0.052	ug/L	1.0	0.052	1	01/24/17 13:30	02/01/17 17:06	7440-28-0	
7470 Mercury		Analytical Method: EPA 7470 Preparation Method: EPA 7470							
Mercury	<0.039	ug/L	0.20	0.039	1	02/01/17 08:35	02/02/17 10:03	7439-97-6	
2540C Total Dissolved Solids		Analytical Method: SM 2540C							
Total Dissolved Solids	426	mg/L	5.0	5.0	1		01/26/17 09:09		
4500H+ pH, Electrometric		Analytical Method: SM 4500-H+B							
pH at 25 Degrees C	7.5	Std. Units	0.10	0.10	1		02/02/17 09:48		H6
300.0 IC Anions 28 Days		Analytical Method: EPA 300.0							
Chloride	33.5	mg/L	5.0	2.5	5		01/25/17 19:09	16887-00-6	
Fluoride	0.15J	mg/L	0.20	0.027	1		01/24/17 14:06	16984-48-8	
Sulfate	14.3	mg/L	1.0	0.15	1		01/24/17 14:06	14808-79-8	

REPORT OF LABORATORY ANALYSIS

This report shall not be reproduced, except in full,
without the written consent of Pace Analytical Services, LLC.

ANALYTICAL RESULTS

Project: AMEREN RUSH ISLAND ENERGY CTR

Pace Project No.: 60236480

Sample: R-DUP-1 **Lab ID: 60236480010** Collected: 01/19/17 08:00 Received: 01/21/17 02:55 Matrix: Water

Parameters	Results	Units	PQL	MDL	DF	Prepared	Analyzed	CAS No.	Qual
200.7 Metals, Total		Analytical Method: EPA 200.7 Preparation Method: EPA 200.7							
Barium	299	ug/L	5.0	0.58	1	01/24/17 13:30	01/27/17 12:29	7440-39-3	
Beryllium	<0.26	ug/L	1.0	0.26	1	01/24/17 13:30	01/27/17 12:29	7440-41-7	
Boron	4420	ug/L	100	50.0	1	01/24/17 13:30	01/27/17 12:29	7440-42-8	
Calcium	74300	ug/L	100	8.1	1	01/24/17 13:30	01/27/17 12:29	7440-70-2	
Cobalt	<0.72	ug/L	5.0	0.72	1	01/24/17 13:30	01/27/17 12:29	7440-48-4	
Lead	<2.5	ug/L	5.0	2.5	1	01/24/17 13:30	01/27/17 12:29	7439-92-1	
Lithium	48.3	ug/L	10.0	4.9	1	01/24/17 13:30	01/27/17 12:29	7439-93-2	
Molybdenum	102	ug/L	20.0	0.52	1	01/24/17 13:30	01/27/17 12:29	7439-98-7	
200.8 MET ICPMS		Analytical Method: EPA 200.8 Preparation Method: EPA 200.8							
Antimony	0.11J	ug/L	1.0	0.055	1	01/24/17 13:30	02/01/17 17:10	7440-36-0	B
Arsenic	7.5	ug/L	1.0	0.25	1	01/24/17 13:30	02/01/17 17:10	7440-38-2	
Cadmium	<0.082	ug/L	0.50	0.082	1	01/24/17 13:30	02/01/17 17:10	7440-43-9	
Chromium	0.40J	ug/L	1.0	0.16	1	01/24/17 13:30	02/01/17 17:10	7440-47-3	B
Selenium	0.14J	ug/L	1.0	0.12	1	01/24/17 13:30	02/01/17 17:10	7782-49-2	
Thallium	<0.052	ug/L	1.0	0.052	1	01/24/17 13:30	02/01/17 17:10	7440-28-0	
7470 Mercury		Analytical Method: EPA 7470 Preparation Method: EPA 7470							
Mercury	<0.039	ug/L	0.20	0.039	1	02/01/17 08:35	02/02/17 10:05	7439-97-6	
2540C Total Dissolved Solids		Analytical Method: SM 2540C							
Total Dissolved Solids	414	mg/L	5.0	5.0	1		01/26/17 09:10		
4500H+ pH, Electrometric		Analytical Method: SM 4500-H+B							
pH at 25 Degrees C	7.4	Std. Units	0.10	0.10	1		02/02/17 09:44		H6
300.0 IC Anions 28 Days		Analytical Method: EPA 300.0							
Chloride	18.5	mg/L	2.0	1.0	2		01/25/17 19:24	16887-00-6	
Fluoride	0.83	mg/L	0.20	0.027	1		01/24/17 14:20	16984-48-8	
Sulfate	29.5	mg/L	2.0	0.31	2		01/25/17 19:24	14808-79-8	

REPORT OF LABORATORY ANALYSIS

This report shall not be reproduced, except in full,
without the written consent of Pace Analytical Services, LLC.

ANALYTICAL RESULTS

Project: AMEREN RUSH ISLAND ENERGY CTR

Pace Project No.: 60236480

Sample: R-FB-1 **Lab ID: 60236480011** Collected: 01/19/17 13:21 Received: 01/21/17 02:55 Matrix: Water

Parameters	Results	Units	PQL	MDL	DF	Prepared	Analyzed	CAS No.	Qual
200.7 Metals, Total		Analytical Method: EPA 200.7 Preparation Method: EPA 200.7							
Barium	<0.58	ug/L	5.0	0.58	1	01/24/17 13:30	01/27/17 12:32	7440-39-3	
Beryllium	<0.26	ug/L	1.0	0.26	1	01/24/17 13:30	01/27/17 12:32	7440-41-7	
Boron	<50.0	ug/L	100	50.0	1	01/24/17 13:30	01/27/17 12:32	7440-42-8	
Calcium	31.6J	ug/L	100	8.1	1	01/24/17 13:30	01/27/17 12:32	7440-70-2	B
Cobalt	<0.72	ug/L	5.0	0.72	1	01/24/17 13:30	01/27/17 12:32	7440-48-4	
Lead	<2.5	ug/L	5.0	2.5	1	01/24/17 13:30	01/27/17 12:32	7439-92-1	
Lithium	<4.9	ug/L	10.0	4.9	1	01/24/17 13:30	01/27/17 12:32	7439-93-2	
Molybdenum	<0.52	ug/L	20.0	0.52	1	01/24/17 13:30	01/27/17 12:32	7439-98-7	
200.8 MET ICPMS		Analytical Method: EPA 200.8 Preparation Method: EPA 200.8							
Antimony	0.099J	ug/L	1.0	0.055	1	01/24/17 13:30	02/01/17 17:24	7440-36-0	B
Arsenic	<0.25	ug/L	1.0	0.25	1	01/24/17 13:30	02/01/17 17:24	7440-38-2	
Cadmium	<0.082	ug/L	0.50	0.082	1	01/24/17 13:30	02/01/17 17:24	7440-43-9	
Chromium	0.89J	ug/L	1.0	0.16	1	01/24/17 13:30	02/01/17 17:24	7440-47-3	B
Selenium	<0.12	ug/L	1.0	0.12	1	01/24/17 13:30	02/01/17 17:24	7782-49-2	
Thallium	<0.052	ug/L	1.0	0.052	1	01/24/17 13:30	02/01/17 17:24	7440-28-0	
7470 Mercury		Analytical Method: EPA 7470 Preparation Method: EPA 7470							
Mercury	<0.039	ug/L	0.20	0.039	1	02/01/17 08:35	02/02/17 10:07	7439-97-6	
2540C Total Dissolved Solids		Analytical Method: SM 2540C							
Total Dissolved Solids	7.5	mg/L	5.0	5.0	1		01/26/17 09:10		
4500H+ pH, Electrometric		Analytical Method: SM 4500-H+B							
pH at 25 Degrees C	5.6	Std. Units	0.10	0.10	1		02/02/17 09:54		H6
300.0 IC Anions 28 Days		Analytical Method: EPA 300.0							
Chloride	<0.50	mg/L	1.0	0.50	1		01/24/17 14:34	16887-00-6	
Fluoride	<0.027	mg/L	0.20	0.027	1		01/24/17 14:34	16984-48-8	
Sulfate	<0.15	mg/L	1.0	0.15	1		01/24/17 14:34	14808-79-8	

REPORT OF LABORATORY ANALYSIS

This report shall not be reproduced, except in full,
without the written consent of Pace Analytical Services, LLC.

QUALITY CONTROL DATA

Project: AMEREN RUSH ISLAND ENERGY CTR
Pace Project No.: 60236480

QC Batch: 463895 Analysis Method: EPA 7470
QC Batch Method: EPA 7470 Analysis Description: 7470 Mercury
Associated Lab Samples: 60236480001, 60236480002, 60236480003, 60236480004, 60236480005, 60236480006, 60236480007, 60236480008, 60236480009, 60236480010, 60236480011

METHOD BLANK: 1898807 Matrix: Water
Associated Lab Samples: 60236480001, 60236480002, 60236480003, 60236480004, 60236480005, 60236480006, 60236480007, 60236480008, 60236480009, 60236480010, 60236480011

Parameter	Units	Blank Result	Reporting Limit	MDL	Analyzed	Qualifiers
Mercury	ug/L	<0.039	0.20	0.039	02/02/17 09:29	

LABORATORY CONTROL SAMPLE: 1898808

Parameter	Units	Spike Conc.	LCS Result	LCS % Rec	% Rec Limits	Qualifiers
Mercury	ug/L	5	5.1	102	80-120	

MATRIX SPIKE & MATRIX SPIKE DUPLICATE: 1898809 1898810

Parameter	Units	60236480005 Result	MS Spike Conc.	MSD Spike Conc.	MS Result	MSD Result	MS % Rec	MSD % Rec	% Rec Limits	RPD	Max RPD	Qual
Mercury	ug/L	<0.039	5	5	5.2	5.3	105	105	75-125	1	20	

Results presented on this page are in the units indicated by the "Units" column except where an alternate unit is presented to the right of the result.

REPORT OF LABORATORY ANALYSIS

This report shall not be reproduced, except in full,
without the written consent of Pace Analytical Services, LLC.

QUALITY CONTROL DATA

Project: AMEREN RUSH ISLAND ENERGY CTR

Pace Project No.: 60236480

QC Batch: 462989

Analysis Method: EPA 200.7

QC Batch Method: EPA 200.7

Analysis Description: 200.7 Metals, Total

Associated Lab Samples: 60236480001, 60236480002, 60236480003, 60236480004, 60236480005, 60236480006, 60236480007, 60236480008, 60236480009, 60236480010, 60236480011

METHOD BLANK: 1895622

Matrix: Water

Associated Lab Samples: 60236480001, 60236480002, 60236480003, 60236480004, 60236480005, 60236480006, 60236480007, 60236480008, 60236480009, 60236480010, 60236480011

Parameter	Units	Blank Result	Reporting Limit	MDL	Analyzed	Qualifiers
Barium	ug/L	<0.91	5.0	0.91	01/27/17 11:57	
Beryllium	ug/L	0.19J	1.0	0.16	01/27/17 11:57	
Boron	ug/L	4.1J	100	3.5	01/27/17 11:57	
Calcium	ug/L	<36.0	100	36.0	01/27/17 11:57	
Cobalt	ug/L	<0.73	5.0	0.73	01/27/17 11:57	
Lead	ug/L	<2.4	5.0	2.4	01/27/17 11:57	
Lithium	ug/L	<2.9	10.0	2.9	01/27/17 11:57	
Molybdenum	ug/L	2.3J	20.0	1.3	01/27/17 11:57	

LABORATORY CONTROL SAMPLE: 1895623

Parameter	Units	Spike Conc.	LCS Result	LCS % Rec	% Rec Limits	Qualifiers
Barium	ug/L	1000	1080	108	85-115	
Beryllium	ug/L	1000	1060	106	85-115	
Boron	ug/L	1000	977	98	85-115	
Calcium	ug/L	10000	10300	103	85-115	
Cobalt	ug/L	1000	993	99	85-115	
Lead	ug/L	1000	1040	104	85-115	
Lithium	ug/L	1000	1090	109	85-115	
Molybdenum	ug/L	1000	995	100	85-115	

MATRIX SPIKE & MATRIX SPIKE DUPLICATE: 1895624 1895625

Parameter	Units	MS		MSD		MS % Rec	MSD % Rec	% Rec Limits	RPD	Max RPD	Qual
		60236480005 Result	Spike Conc.	Spike Conc.	MS Result						
Barium	ug/L	413	1000	1000	1510	1520	110	110	70-130	0	20
Beryllium	ug/L	<0.26	1000	1000	1090	1090	109	109	70-130	0	20
Boron	ug/L	98.8J	1000	1000	1100	1090	100	99	70-130	1	20
Calcium	ug/L	130000	10000	10000	139000	141000	90	113	70-130	2	20
Cobalt	ug/L	<0.72	1000	1000	980	974	98	97	70-130	1	20
Lead	ug/L	3.0J	1000	1000	1030	1030	103	102	70-130	0	20
Lithium	ug/L	<4.9	1000	1000	1140	1150	114	114	70-130	0	20
Molybdenum	ug/L	0.86J	1000	1000	1010	1010	101	101	70-130	0	20

Results presented on this page are in the units indicated by the "Units" column except where an alternate unit is presented to the right of the result.

REPORT OF LABORATORY ANALYSIS

This report shall not be reproduced, except in full,
without the written consent of Pace Analytical Services, LLC.

QUALITY CONTROL DATA

Project: AMEREN RUSH ISLAND ENERGY CTR

Pace Project No.: 60236480

MATRIX SPIKE SAMPLE:		1895626					
Parameter	Units	60236480006 Result	Spike Conc.	MS Result	MS % Rec	% Rec Limits	Qualifiers
Barium	ug/L	190	1000	1320	113	70-130	
Beryllium	ug/L	<0.26	1000	1120	111	70-130	
Boron	ug/L	2130	1000	3120	99	70-130	
Calcium	ug/L	90500	10000	99800	94	70-130	
Cobalt	ug/L	<0.72	1000	1000	100	70-130	
Lead	ug/L	2.6J	1000	1050	104	70-130	
Lithium	ug/L	7.0J	1000	1170	116	70-130	
Molybdenum	ug/L	1.6J	1000	1030	103	70-130	

Results presented on this page are in the units indicated by the "Units" column except where an alternate unit is presented to the right of the result.

REPORT OF LABORATORY ANALYSIS

This report shall not be reproduced, except in full,
without the written consent of Pace Analytical Services, LLC.

QUALITY CONTROL DATA

Project: AMEREN RUSH ISLAND ENERGY CTR

Pace Project No.: 60236480

QC Batch:	462990	Analysis Method:	EPA 200.8
QC Batch Method:	EPA 200.8	Analysis Description:	200.8 MET
Associated Lab Samples:	60236480001, 60236480002, 60236480003, 60236480004, 60236480005, 60236480006, 60236480007, 60236480008, 60236480009, 60236480010, 60236480011		

METHOD BLANK:	1895632	Matrix:	Water
Associated Lab Samples:	60236480001, 60236480002, 60236480003, 60236480004, 60236480005, 60236480006, 60236480007, 60236480008, 60236480009, 60236480010, 60236480011		

Parameter	Units	Blank Result	Reporting Limit	MDL	Analyzed	Qualifiers
Antimony	ug/L	0.098J	1.0	0.026	02/01/17 16:00	
Arsenic	ug/L	<0.052	1.0	0.052	02/01/17 16:00	
Cadmium	ug/L	<0.018	0.50	0.018	02/01/17 16:00	
Chromium	ug/L	0.17J	1.0	0.054	02/01/17 16:00	
Selenium	ug/L	<0.086	1.0	0.086	02/01/17 16:00	
Thallium	ug/L	0.051J	1.0	0.036	02/01/17 16:00	

LABORATORY CONTROL SAMPLE: 1895633

Parameter	Units	Spike Conc.	LCS Result	LCS % Rec	% Rec Limits	Qualifiers
Antimony	ug/L	40	39.0	98	85-115	
Arsenic	ug/L	40	39.8	99	85-115	
Cadmium	ug/L	40	39.4	98	85-115	
Chromium	ug/L	40	39.1	98	85-115	
Selenium	ug/L	40	41.4	103	85-115	
Thallium	ug/L	40	35.8	90	85-115	

MATRIX SPIKE & MATRIX SPIKE DUPLICATE: 1895634 1895635

Parameter	Units	60236480005		60236480007		MS % Rec	MSD % Rec	% Rec Limits	RPD	Max RPD	Qual
		MS Spike Conc.	MSD Spike Conc.	MS Result	MSD Result						
Antimony	ug/L	0.11J	40	40	39.6	39.8	99	99	70-130	1	20
Arsenic	ug/L	4.3	40	40	43.7	44.5	98	100	70-130	2	20
Cadmium	ug/L	<0.082	40	40	38.3	37.9	96	95	70-130	1	20
Chromium	ug/L	0.52J	40	40	39.9	39.4	98	97	70-130	1	20
Selenium	ug/L	<0.12	40	40	37.9	39.4	95	99	70-130	4	20
Thallium	ug/L	<0.052	40	40	37.6	37.3	94	93	70-130	1	20

MATRIX SPIKE SAMPLE: 1895636

Parameter	Units	60236480007 Result	Spike Conc.	MS Result	MS % Rec	% Rec Limits	Qualifiers
Antimony	ug/L	0.14J	40	39.8	99	70-130	
Arsenic	ug/L	96.6	40	132	88	70-130	
Cadmium	ug/L	<0.082	40	38.1	95	70-130	
Chromium	ug/L	0.27J	40	39.2	97	70-130	

Results presented on this page are in the units indicated by the "Units" column except where an alternate unit is presented to the right of the result.

REPORT OF LABORATORY ANALYSIS

This report shall not be reproduced, except in full,
without the written consent of Pace Analytical Services, LLC.

QUALITY CONTROL DATA

Project: AMEREN RUSH ISLAND ENERGY CTR

Pace Project No.: 60236480

MATRIX SPIKE SAMPLE:		1895636					
Parameter	Units	60236480007 Result	Spike Conc.	MS Result	MS % Rec	% Rec Limits	Qualifiers
Selenium	ug/L	<0.12	40	36.2	90	70-130	
Thallium	ug/L	0.063J	40	36.8	92	70-130	

Results presented on this page are in the units indicated by the "Units" column except where an alternate unit is presented to the right of the result.

REPORT OF LABORATORY ANALYSIS

This report shall not be reproduced, except in full,
without the written consent of Pace Analytical Services, LLC.

QUALITY CONTROL DATA

Project: AMEREN RUSH ISLAND ENERGY CTR

Pace Project No.: 60236480

QC Batch: 463313

Analysis Method: SM 2540C

QC Batch Method: SM 2540C

Analysis Description: 2540C Total Dissolved Solids

Associated Lab Samples: 60236480001, 60236480002, 60236480003, 60236480004, 60236480005, 60236480006, 60236480007, 60236480008, 60236480009, 60236480010, 60236480011

METHOD BLANK: 1896649

Matrix: Water

Associated Lab Samples: 60236480001, 60236480002, 60236480003, 60236480004, 60236480005, 60236480006, 60236480007, 60236480008, 60236480009, 60236480010, 60236480011

Parameter	Units	Blank Result	Reporting Limit	MDL	Analyzed	Qualifiers
Total Dissolved Solids	mg/L	<5.0	5.0	5.0	01/26/17 08:59	

LABORATORY CONTROL SAMPLE: 1896650

Parameter	Units	Spike Conc.	LCS Result	LCS % Rec	% Rec Limits	Qualifiers
Total Dissolved Solids	mg/L	1000	995	99	80-120	

SAMPLE DUPLICATE: 1896651

Parameter	Units	60236480005 Result	Dup Result	RPD	Max RPD	Qualifiers
Total Dissolved Solids	mg/L	413	415	0	10	

SAMPLE DUPLICATE: 1896652

Parameter	Units	60236480009 Result	Dup Result	RPD	Max RPD	Qualifiers
Total Dissolved Solids	mg/L	426	436	2	10	

Results presented on this page are in the units indicated by the "Units" column except where an alternate unit is presented to the right of the result.

REPORT OF LABORATORY ANALYSIS

This report shall not be reproduced, except in full,
without the written consent of Pace Analytical Services, LLC.

QUALITY CONTROL DATA

Project: AMEREN RUSH ISLAND ENERGY CTR

Pace Project No.: 60236480

QC Batch:	464174	Analysis Method:	SM 4500-H+B
QC Batch Method:	SM 4500-H+B	Analysis Description:	4500H+B pH
Associated Lab Samples:	60236480001, 60236480002, 60236480003, 60236480004, 60236480005, 60236480006, 60236480007, 60236480008, 60236480009, 60236480010, 60236480011		

SAMPLE DUPLICATE: 1899720

Parameter	Units	60236480005 Result	Dup Result	RPD	Max RPD	Qualifiers
pH at 25 Degrees C	Std. Units	7.3	7.2	0	5	H6

Results presented on this page are in the units indicated by the "Units" column except where an alternate unit is presented to the right of the result.

REPORT OF LABORATORY ANALYSIS

This report shall not be reproduced, except in full,
without the written consent of Pace Analytical Services, LLC.

QUALITY CONTROL DATA

Project: AMEREN RUSH ISLAND ENERGY CTR
Pace Project No.: 60236480

QC Batch: 462961 Analysis Method: EPA 300.0
QC Batch Method: EPA 300.0 Analysis Description: 300.0 IC Anions
Associated Lab Samples: 60236480001, 60236480002, 60236480003, 60236480004, 60236480005, 60236480006, 60236480007, 60236480008, 60236480009, 60236480010, 60236480011

METHOD BLANK: 1895519 Matrix: Water
Associated Lab Samples: 60236480001, 60236480002, 60236480003, 60236480004, 60236480005, 60236480006, 60236480007, 60236480008, 60236480009, 60236480010, 60236480011

Parameter	Units	Blank Result	Reporting Limit	MDL	Analyzed	Qualifiers
Chloride	mg/L	<0.50	1.0	0.50	01/24/17 10:38	
Fluoride	mg/L	<0.027	0.20	0.027	01/24/17 10:38	
Sulfate	mg/L	<0.15	1.0	0.15	01/24/17 10:38	

LABORATORY CONTROL SAMPLE: 1895520

Parameter	Units	Spike Conc.	LCS Result	LCS % Rec	% Rec Limits	Qualifiers
Chloride	mg/L	5	5.0	101	90-110	
Fluoride	mg/L	2.5	2.6	105	90-110	
Sulfate	mg/L	5	5.0	101	90-110	

MATRIX SPIKE & MATRIX SPIKE DUPLICATE: 1895521 1895522

Parameter	Units	60236480001 Result	MS Spike Conc.	MSD Spike Conc.	MS Result	MSD Result	MS % Rec	MSD % Rec	% Rec Limits	RPD	Max RPD	Qual
Fluoride	mg/L	0.16J	2.5	2.5	2.8	2.9	106	108	80-120	1	15	

MATRIX SPIKE SAMPLE: 1895523

Parameter	Units	60236480005 Result	Spike Conc.	MS Result	MS % Rec	% Rec Limits	Qualifiers
Chloride	mg/L	3.7	5	9.0	106	80-120	
Fluoride	mg/L	0.12J	2.5	2.9	111	80-120	
Sulfate	mg/L	4.9	5	10.3	109	80-120	

Results presented on this page are in the units indicated by the "Units" column except where an alternate unit is presented to the right of the result.

REPORT OF LABORATORY ANALYSIS

This report shall not be reproduced, except in full,
without the written consent of Pace Analytical Services, LLC.

QUALITY CONTROL DATA

Project: AMEREN RUSH ISLAND ENERGY CTR

Pace Project No.: 60236480

QC Batch:	463224	Analysis Method:	EPA 300.0
QC Batch Method:	EPA 300.0	Analysis Description:	300.0 IC Anions
Associated Lab Samples:	60236480001, 60236480002, 60236480003, 60236480004, 60236480007, 60236480008, 60236480009, 60236480010		

METHOD BLANK:	1896364	Matrix:	Water
Associated Lab Samples:	60236480001, 60236480002, 60236480003, 60236480004, 60236480007, 60236480008, 60236480009, 60236480010		

Parameter	Units	Blank Result	Reporting Limit	MDL	Analyzed	Qualifiers
Chloride	mg/L	<0.50	1.0	0.50	01/25/17 15:02	
Sulfate	mg/L	<0.15	1.0	0.15	01/25/17 15:02	

LABORATORY CONTROL SAMPLE: 1896365

Parameter	Units	Spike Conc.	LCS Result	LCS % Rec	% Rec Limits	Qualifiers
Chloride	mg/L	5	4.9	98	90-110	
Sulfate	mg/L	5	5.0	100	90-110	

MATRIX SPIKE & MATRIX SPIKE DUPLICATE: 1896366 1896367

Parameter	Units	60236480004 Result	MS Spike Conc.	MSD Spike Conc.	MS Result	MSD Result	MS % Rec	MSD % Rec	% Rec Limits	RPD	Max RPD	Qual
Chloride	mg/L	18.5	10	10	29.6	29.5	111	110	80-120	0	15	

MATRIX SPIKE SAMPLE: 1896368

Parameter	Units	60236480007 Result	Spike Conc.	MS Result	MS % Rec	% Rec Limits	Qualifiers
Chloride	mg/L		12.3	37.8			
Sulfate	mg/L		42.8	25	69.8	108	80-120

Results presented on this page are in the units indicated by the "Units" column except where an alternate unit is presented to the right of the result.

REPORT OF LABORATORY ANALYSIS

This report shall not be reproduced, except in full,
without the written consent of Pace Analytical Services, LLC.

ANALYTICAL RESULTS - RADIOCHEMISTRY

Project: AMEREN RUSH ISLAND ENERGY CTR

Pace Project No.: 60236480

Sample: R-MW-1 **Lab ID: 60236480001** Collected: 01/19/17 09:29 Received: 01/21/17 02:55 Matrix: Water
PWS: Site ID: Sample Type:

Parameters	Method	Act ± Unc (MDC) Carr Trac	Units	Analyzed	CAS No.	Qual
Radium-226	EPA 903.1	-0.073 ± 0.335 (0.790) C:NA T:90%	pCi/L	02/15/17 00:12	13982-63-3	
Radium-228	EPA 904.0	0.533 ± 0.690 (1.48) C:58% T:86%	pCi/L	02/14/17 12:16	15262-20-1	

REPORT OF LABORATORY ANALYSIS

This report shall not be reproduced, except in full,
without the written consent of Pace Analytical Services, LLC.

ANALYTICAL RESULTS - RADIOCHEMISTRY

Project: AMEREN RUSH ISLAND ENERGY CTR

Pace Project No.: 60236480

Sample: R-MW-2 **Lab ID: 60236480002** Collected: 01/19/17 10:28 Received: 01/21/17 02:55 Matrix: Water
PWS: Site ID: Sample Type:

Parameters	Method	Act ± Unc (MDC) Carr Trac	Units	Analyzed	CAS No.	Qual
Radium-226	EPA 903.1	0.000 ± 0.402 (0.902) C:NA T:80%	pCi/L	02/15/17 00:45	13982-63-3	
Radium-228	EPA 904.0	0.291 ± 0.687 (1.52) C:51% T:77%	pCi/L	02/14/17 12:16	15262-20-1	

REPORT OF LABORATORY ANALYSIS

This report shall not be reproduced, except in full,
without the written consent of Pace Analytical Services, LLC.

ANALYTICAL RESULTS - RADIOCHEMISTRY

Project: AMEREN RUSH ISLAND ENERGY CTR

Pace Project No.: 60236480

Sample: R-MW-3 **Lab ID: 60236480003** Collected: 01/19/17 11:35 Received: 01/21/17 02:55 Matrix: Water
PWS: Site ID: Sample Type:

Parameters	Method	Act ± Unc (MDC) Carr Trac	Units	Analyzed	CAS No.	Qual
Radium-226	EPA 903.1	0.000 ± 0.348 (0.709) C:NA T:92%	pCi/L	02/15/17 00:45	13982-63-3	
Radium-228	EPA 904.0	0.669 ± 0.708 (1.48) C:58% T:75%	pCi/L	02/14/17 12:16	15262-20-1	

REPORT OF LABORATORY ANALYSIS

This report shall not be reproduced, except in full,
without the written consent of Pace Analytical Services, LLC.

ANALYTICAL RESULTS - RADIOCHEMISTRY

Project: AMEREN RUSH ISLAND ENERGY CTR

Pace Project No.: 60236480

Sample: R-MW-4 **Lab ID: 60236480004** Collected: 01/19/17 13:10 Received: 01/21/17 02:55 Matrix: Water
PWS: Site ID: Sample Type:

Parameters	Method	Act ± Unc (MDC) Carr Trac	Units	Analyzed	CAS No.	Qual
Radium-226	EPA 903.1	0.209 ± 0.362 (0.646) C:NA T:101%	pCi/L	02/15/17 00:45	13982-63-3	
Radium-228	EPA 904.0	0.133 ± 0.691 (1.56) C:56% T:85%	pCi/L	02/14/17 17:14	15262-20-1	

REPORT OF LABORATORY ANALYSIS

This report shall not be reproduced, except in full,
without the written consent of Pace Analytical Services, LLC.

ANALYTICAL RESULTS - RADIOCHEMISTRY

Project: AMEREN RUSH ISLAND ENERGY CTR

Pace Project No.: 60236480

Sample: R-MW-5 **Lab ID: 60236480005** Collected: 01/19/17 14:20 Received: 01/21/17 02:55 Matrix: Water
PWS: Site ID: Sample Type:

Parameters	Method	Act ± Unc (MDC) Carr Trac	Units	Analyzed	CAS No.	Qual
Radium-226	EPA 903.1	0.000 ± 0.333 (0.678) C:NA T:91%	pCi/L	02/15/17 00:12	13982-63-3	
Radium-228	EPA 904.0	0.549 ± 0.476 (0.970) C:73% T:85%	pCi/L	02/14/17 12:16	15262-20-1	

REPORT OF LABORATORY ANALYSIS

This report shall not be reproduced, except in full,
without the written consent of Pace Analytical Services, LLC.

ANALYTICAL RESULTS - RADIOCHEMISTRY

Project: AMEREN RUSH ISLAND ENERGY CTR

Pace Project No.: 60236480

Sample: R-MW-6 **Lab ID: 60236480006** Collected: 01/19/17 14:40 Received: 01/21/17 02:55 Matrix: Water
PWS: Site ID: Sample Type:

Parameters	Method	Act ± Unc (MDC) Carr Trac	Units	Analyzed	CAS No.	Qual
Radium-226	EPA 903.1	0.612 ± 0.519 (0.643) C:NA T:88%	pCi/L	02/15/17 00:45	13982-63-3	
Radium-228	EPA 904.0	0.612 ± 0.611 (1.27) C:59% T:80%	pCi/L	02/14/17 17:14	15262-20-1	

REPORT OF LABORATORY ANALYSIS

This report shall not be reproduced, except in full,
without the written consent of Pace Analytical Services, LLC.

ANALYTICAL RESULTS - RADIOCHEMISTRY

Project: AMEREN RUSH ISLAND ENERGY CTR

Pace Project No.: 60236480

Sample: R-MW-7 **Lab ID: 60236480007** Collected: 01/19/17 13:34 Received: 01/21/17 02:55 Matrix: Water
PWS: Site ID: Sample Type:

Parameters	Method	Act ± Unc (MDC) Carr Trac	Units	Analyzed	CAS No.	Qual
Radium-226	EPA 903.1	0.233 ± 0.355 (0.571) C:NA T:92%	pCi/L	02/15/17 00:45	13982-63-3	
Radium-228	EPA 904.0	0.515 ± 0.640 (1.36) C:58% T:83%	pCi/L	02/14/17 17:14	15262-20-1	

REPORT OF LABORATORY ANALYSIS

This report shall not be reproduced, except in full,
without the written consent of Pace Analytical Services, LLC.

ANALYTICAL RESULTS - RADIOCHEMISTRY

Project: AMEREN RUSH ISLAND ENERGY CTR

Pace Project No.: 60236480

Sample: R-MW-B1 **Lab ID: 60236480008** Collected: 01/19/17 12:17 Received: 01/21/17 02:55 Matrix: Water
PWS: Site ID: Sample Type:

Parameters	Method	Act ± Unc (MDC) Carr Trac	Units	Analyzed	CAS No.	Qual
Radium-226	EPA 903.1	0.293 ± 0.408 (0.681) C:NA T:96%	pCi/L	02/15/17 00:45	13982-63-3	
Radium-228	EPA 904.0	0.622 ± 0.525 (1.06) C:68% T:82%	pCi/L	02/14/17 17:14	15262-20-1	

REPORT OF LABORATORY ANALYSIS

This report shall not be reproduced, except in full,
without the written consent of Pace Analytical Services, LLC.

ANALYTICAL RESULTS - RADIOCHEMISTRY

Project: AMEREN RUSH ISLAND ENERGY CTR

Pace Project No.: 60236480

Sample: R-MW-B2 **Lab ID: 60236480009** Collected: 01/19/17 11:14 Received: 01/21/17 02:55 Matrix: Water
PWS: Site ID: Sample Type:

Parameters	Method	Act ± Unc (MDC) Carr Trac	Units	Analyzed	CAS No.	Qual
Radium-226	EPA 903.1	0.286 ± 0.398 (0.664) C:NA T:96%	pCi/L	02/15/17 01:09	13982-63-3	
Radium-228	EPA 904.0	0.424 ± 0.470 (0.984) C:62% T:84%	pCi/L	02/14/17 17:11	15262-20-1	

REPORT OF LABORATORY ANALYSIS

This report shall not be reproduced, except in full,
without the written consent of Pace Analytical Services, LLC.

ANALYTICAL RESULTS - RADIOCHEMISTRY

Project: AMEREN RUSH ISLAND ENERGY CTR

Pace Project No.: 60236480

Sample: R-DUP-1 **Lab ID: 60236480010** Collected: 01/19/17 08:00 Received: 01/21/17 02:55 Matrix: Water
PWS: Site ID: Sample Type:

Parameters	Method	Act ± Unc (MDC) Carr Trac	Units	Analyzed	CAS No.	Qual
Radium-226	EPA 903.1	0.302 ± 0.420 (0.701) C:NA T:92%	pCi/L	02/15/17 01:09	13982-63-3	
Radium-228	EPA 904.0	0.212 ± 0.461 (1.02) C:65% T:82%	pCi/L	02/14/17 17:11	15262-20-1	

REPORT OF LABORATORY ANALYSIS

This report shall not be reproduced, except in full,
without the written consent of Pace Analytical Services, LLC.

ANALYTICAL RESULTS - RADIOCHEMISTRY

Project: AMEREN RUSH ISLAND ENERGY CTR

Pace Project No.: 60236480

Sample: R-FB-1 **Lab ID: 60236480011** Collected: 01/19/17 13:21 Received: 01/21/17 02:55 Matrix: Water
PWS: Site ID: Sample Type:

Parameters	Method	Act ± Unc (MDC) Carr Trac	Units	Analyzed	CAS No.	Qual
Radium-226	EPA 903.1	-0.148 ± 0.357 (0.892) C:NA T:93%	pCi/L	02/15/17 01:09	13982-63-3	
Radium-228	EPA 904.0	0.248 ± 0.377 (0.813) C:68% T:79%	pCi/L	02/14/17 12:17	15262-20-1	

REPORT OF LABORATORY ANALYSIS

This report shall not be reproduced, except in full,
without the written consent of Pace Analytical Services, LLC.

ANALYTICAL RESULTS - RADIOCHEMISTRY

Project: AMEREN RUSH ISLAND ENERGY CTR

Pace Project No.: 60236480

Sample: R-MW-5 MS **Lab ID: 60236480012** Collected: 01/19/17 14:20 Received: 01/21/17 02:55 Matrix: Water
PWS: Site ID: Sample Type:

Parameters	Method	Act ± Unc (MDC) Carr Trac	Units	Analyzed	CAS No.	Qual
Radium-226	EPA 903.1	97.8%REC ± NA (NA)	pCi/L	02/15/17 00:29	13982-63-3	
Radium-228	EPA 904.0	93.2 %REC +/- NA (NA) C:NA T:NA	pCi/L	02/14/17 13:00	15262-20-1	

REPORT OF LABORATORY ANALYSIS

This report shall not be reproduced, except in full,
without the written consent of Pace Analytical Services, LLC.

ANALYTICAL RESULTS - RADIOCHEMISTRY

Project: AMEREN RUSH ISLAND ENERGY CTR

Pace Project No.: 60236480

Sample: R-MW-5 MSD **Lab ID: 60236480013** Collected: 01/19/17 14:20 Received: 01/21/17 02:55 Matrix: Water
PWS: Site ID: Sample Type:

Parameters	Method	Act ± Unc (MDC) Carr Trac	Units	Analyzed	CAS No.	Qual
Radium-226	EPA 903.1	100.2%REC 2.45RPD ± NA (NA)	pCi/L	02/15/17 00:29	13982-63-3	
Radium-228	EPA 904.0	94.6 %REC 1.54 RPD +/- NA (NA) C:NA T:NA	pCi/L	02/14/17 13:01	15262-20-1	

REPORT OF LABORATORY ANALYSIS

This report shall not be reproduced, except in full,
without the written consent of Pace Analytical Services, LLC.

QUALITY CONTROL - RADIOCHEMISTRY

Project: AMEREN RUSH ISLAND ENERGY CTR

Pace Project No.: 60236480

QC Batch:	248441	Analysis Method:	EPA 904.0
QC Batch Method:	EPA 904.0	Analysis Description:	904.0 Radium 228
Associated Lab Samples:	60236480001, 60236480002, 60236480003, 60236480004, 60236480005, 60236480006, 60236480007, 60236480008, 60236480009, 60236480010, 60236480011, 60236480012, 60236480013		

METHOD BLANK:	1222154	Matrix:	Water
Associated Lab Samples:	60236480001, 60236480002, 60236480003, 60236480004, 60236480005, 60236480006, 60236480007, 60236480008, 60236480009, 60236480010, 60236480011, 60236480012, 60236480013		

Parameter	Act ± Unc (MDC) Carr Trac	Units	Analyzed	Qualifiers
Radium-228	0.708 ± 0.454 (0.847) C:60% T:83%	pCi/L	02/14/17 12:07	

Results presented on this page are in the units indicated by the "Units" column except where an alternate unit is presented to the right of the result.

REPORT OF LABORATORY ANALYSIS

This report shall not be reproduced, except in full,
without the written consent of Pace Analytical Services, LLC.

QUALITY CONTROL - RADIOCHEMISTRY

Project: AMEREN RUSH ISLAND ENERGY CTR

Pace Project No.: 60236480

QC Batch:	248439	Analysis Method:	EPA 903.1
QC Batch Method:	EPA 903.1	Analysis Description:	903.1 Radium-226
Associated Lab Samples:	60236480001, 60236480002, 60236480003, 60236480004, 60236480005, 60236480006, 60236480007, 60236480008, 60236480009, 60236480010, 60236480011, 60236480012, 60236480013		

METHOD BLANK:	1222149	Matrix:	Water
Associated Lab Samples:	60236480001, 60236480002, 60236480003, 60236480004, 60236480005, 60236480006, 60236480007, 60236480008, 60236480009, 60236480010, 60236480011, 60236480012, 60236480013		

Parameter	Act ± Unc (MDC) Carr Trac	Units	Analyzed	Qualifiers
Radium-226	0.000 ± 0.349 (0.563) C:NA T:93%	pCi/L	02/15/17 00:12	

Results presented on this page are in the units indicated by the "Units" column except where an alternate unit is presented to the right of the result.

REPORT OF LABORATORY ANALYSIS

This report shall not be reproduced, except in full,
without the written consent of Pace Analytical Services, LLC.

QUALIFIERS

Project: AMEREN RUSH ISLAND ENERGY CTR

Pace Project No.: 60236480

DEFINITIONS

DF - Dilution Factor, if reported, represents the factor applied to the reported data due to dilution of the sample aliquot.

ND - Not Detected at or above adjusted reporting limit.

J - Estimated concentration above the adjusted method detection limit and below the adjusted reporting limit.

MDL - Adjusted Method Detection Limit.

PQL - Practical Quantitation Limit.

RL - Reporting Limit.

S - Surrogate

1,2-Diphenylhydrazine decomposes to and cannot be separated from Azobenzene using Method 8270. The result for each analyte is a combined concentration.

Consistent with EPA guidelines, unrounded data are displayed and have been used to calculate % recovery and RPD values.

LCS(D) - Laboratory Control Sample (Duplicate)

MS(D) - Matrix Spike (Duplicate)

DUP - Sample Duplicate

RPD - Relative Percent Difference

NC - Not Calculable.

SG - Silica Gel - Clean-Up

U - Indicates the compound was analyzed for, but not detected.

N-Nitrosodiphenylamine decomposes and cannot be separated from Diphenylamine using Method 8270. The result reported for each analyte is a combined concentration.

Act - Activity

Unc - Uncertainty: SDWA = 1.96 sigma count uncertainty, all other matrices = Expanded Uncertainty (95% confidence interval).

Gamma Spec = Expanded Uncertainty (95.4% Confidence Interval)

(MDC) - Minimum Detectable Concentration

Trac - Tracer Recovery (%)

Carr - Carrier Recovery (%)

Pace Analytical is TNI accredited. Contact your Pace PM for the current list of accredited analytes.

TNI - The NELAC Institute.

LABORATORIES

PASI-K Pace Analytical Services - Kansas City

PASI-PA Pace Analytical Services - Greensburg

ANALYTE QUALIFIERS

B Analyte was detected in the associated method blank.

H6 Analysis initiated outside of the 15 minute EPA required holding time.

REPORT OF LABORATORY ANALYSIS

This report shall not be reproduced, except in full,
without the written consent of Pace Analytical Services, LLC.

QUALITY CONTROL DATA CROSS REFERENCE TABLE

Project: AMEREN RUSH ISLAND ENERGY CTR

Pace Project No.: 60236480

Lab ID	Sample ID	QC Batch Method	QC Batch	Analytical Method	Analytical Batch
60236480001	R-MW-1	EPA 200.7	462989	EPA 200.7	463078
60236480002	R-MW-2	EPA 200.7	462989	EPA 200.7	463078
60236480003	R-MW-3	EPA 200.7	462989	EPA 200.7	463078
60236480004	R-MW-4	EPA 200.7	462989	EPA 200.7	463078
60236480005	R-MW-5	EPA 200.7	462989	EPA 200.7	463078
60236480006	R-MW-6	EPA 200.7	462989	EPA 200.7	463078
60236480007	R-MW-7	EPA 200.7	462989	EPA 200.7	463078
60236480008	R-MW-B1	EPA 200.7	462989	EPA 200.7	463078
60236480009	R-MW-B2	EPA 200.7	462989	EPA 200.7	463078
60236480010	R-DUP-1	EPA 200.7	462989	EPA 200.7	463078
60236480011	R-FB-1	EPA 200.7	462989	EPA 200.7	463078
60236480001	R-MW-1	EPA 200.8	462990	EPA 200.8	463079
60236480002	R-MW-2	EPA 200.8	462990	EPA 200.8	463079
60236480003	R-MW-3	EPA 200.8	462990	EPA 200.8	463079
60236480004	R-MW-4	EPA 200.8	462990	EPA 200.8	463079
60236480005	R-MW-5	EPA 200.8	462990	EPA 200.8	463079
60236480006	R-MW-6	EPA 200.8	462990	EPA 200.8	463079
60236480007	R-MW-7	EPA 200.8	462990	EPA 200.8	463079
60236480008	R-MW-B1	EPA 200.8	462990	EPA 200.8	463079
60236480009	R-MW-B2	EPA 200.8	462990	EPA 200.8	463079
60236480010	R-DUP-1	EPA 200.8	462990	EPA 200.8	463079
60236480011	R-FB-1	EPA 200.8	462990	EPA 200.8	463079
60236480001	R-MW-1	EPA 7470	463895	EPA 7470	464007
60236480002	R-MW-2	EPA 7470	463895	EPA 7470	464007
60236480003	R-MW-3	EPA 7470	463895	EPA 7470	464007
60236480004	R-MW-4	EPA 7470	463895	EPA 7470	464007
60236480005	R-MW-5	EPA 7470	463895	EPA 7470	464007
60236480006	R-MW-6	EPA 7470	463895	EPA 7470	464007
60236480007	R-MW-7	EPA 7470	463895	EPA 7470	464007
60236480008	R-MW-B1	EPA 7470	463895	EPA 7470	464007
60236480009	R-MW-B2	EPA 7470	463895	EPA 7470	464007
60236480010	R-DUP-1	EPA 7470	463895	EPA 7470	464007
60236480011	R-FB-1	EPA 7470	463895	EPA 7470	464007
60236480001	R-MW-1	EPA 903.1	248439		
60236480002	R-MW-2	EPA 903.1	248439		
60236480003	R-MW-3	EPA 903.1	248439		
60236480004	R-MW-4	EPA 903.1	248439		
60236480005	R-MW-5	EPA 903.1	248439		
60236480006	R-MW-6	EPA 903.1	248439		
60236480007	R-MW-7	EPA 903.1	248439		
60236480008	R-MW-B1	EPA 903.1	248439		
60236480009	R-MW-B2	EPA 903.1	248439		
60236480010	R-DUP-1	EPA 903.1	248439		
60236480011	R-FB-1	EPA 903.1	248439		
60236480012	R-MW-5 MS	EPA 903.1	248439		
60236480013	R-MW-5 MSD	EPA 903.1	248439		
60236480001	R-MW-1	EPA 904.0	248441		

REPORT OF LABORATORY ANALYSIS

This report shall not be reproduced, except in full,
without the written consent of Pace Analytical Services, LLC.

QUALITY CONTROL DATA CROSS REFERENCE TABLE

Project: AMEREN RUSH ISLAND ENERGY CTR

Pace Project No.: 60236480

Lab ID	Sample ID	QC Batch Method	QC Batch	Analytical Method	Analytical Batch
60236480002	R-MW-2	EPA 904.0	248441		
60236480003	R-MW-3	EPA 904.0	248441		
60236480004	R-MW-4	EPA 904.0	248441		
60236480005	R-MW-5	EPA 904.0	248441		
60236480006	R-MW-6	EPA 904.0	248441		
60236480007	R-MW-7	EPA 904.0	248441		
60236480008	R-MW-B1	EPA 904.0	248441		
60236480009	R-MW-B2	EPA 904.0	248441		
60236480010	R-DUP-1	EPA 904.0	248441		
60236480011	R-FB-1	EPA 904.0	248441		
60236480012	R-MW-5 MS	EPA 904.0	248441		
60236480013	R-MW-5 MSD	EPA 904.0	248441		
60236480001	R-MW-1	SM 2540C	463313		
60236480002	R-MW-2	SM 2540C	463313		
60236480003	R-MW-3	SM 2540C	463313		
60236480004	R-MW-4	SM 2540C	463313		
60236480005	R-MW-5	SM 2540C	463313		
60236480006	R-MW-6	SM 2540C	463313		
60236480007	R-MW-7	SM 2540C	463313		
60236480008	R-MW-B1	SM 2540C	463313		
60236480009	R-MW-B2	SM 2540C	463313		
60236480010	R-DUP-1	SM 2540C	463313		
60236480011	R-FB-1	SM 2540C	463313		
60236480001	R-MW-1	SM 4500-H+B	464174		
60236480002	R-MW-2	SM 4500-H+B	464174		
60236480003	R-MW-3	SM 4500-H+B	464174		
60236480004	R-MW-4	SM 4500-H+B	464174		
60236480005	R-MW-5	SM 4500-H+B	464174		
60236480006	R-MW-6	SM 4500-H+B	464174		
60236480007	R-MW-7	SM 4500-H+B	464174		
60236480008	R-MW-B1	SM 4500-H+B	464174		
60236480009	R-MW-B2	SM 4500-H+B	464174		
60236480010	R-DUP-1	SM 4500-H+B	464174		
60236480011	R-FB-1	SM 4500-H+B	464174		
60236480001	R-MW-1	EPA 300.0	462961		
60236480001	R-MW-1	EPA 300.0	463224		
60236480002	R-MW-2	EPA 300.0	462961		
60236480002	R-MW-2	EPA 300.0	463224		
60236480003	R-MW-3	EPA 300.0	462961		
60236480003	R-MW-3	EPA 300.0	463224		
60236480004	R-MW-4	EPA 300.0	462961		
60236480004	R-MW-4	EPA 300.0	463224		
60236480005	R-MW-5	EPA 300.0	462961		

REPORT OF LABORATORY ANALYSIS

This report shall not be reproduced, except in full,
without the written consent of Pace Analytical Services, LLC.

QUALITY CONTROL DATA CROSS REFERENCE TABLE

Project: AMEREN RUSH ISLAND ENERGY CTR

Pace Project No.: 60236480

Lab ID	Sample ID	QC Batch Method	QC Batch	Analytical Method	Analytical Batch
60236480006	R-MW-6	EPA 300.0	462961		
60236480007	R-MW-7	EPA 300.0	462961		
60236480007	R-MW-7	EPA 300.0	463224		
60236480008	R-MW-B1	EPA 300.0	462961		
60236480008	R-MW-B1	EPA 300.0	463224		
60236480009	R-MW-B2	EPA 300.0	462961		
60236480009	R-MW-B2	EPA 300.0	463224		
60236480010	R-DUP-1	EPA 300.0	462961		
60236480010	R-DUP-1	EPA 300.0	463224		
60236480011	R-FB-1	EPA 300.0	462961		

REPORT OF LABORATORY ANALYSIS

This report shall not be reproduced, except in full,
without the written consent of Pace Analytical Services, LLC.



Sample Condition Upon Receipt

WO#: 60236480
Barcode
60236480

Client Name: Golder

Courier: FedEx [] UPS [] VIA [] Clay [] PEX [] ECI [] Pace [] Xroads [x] Client [] Other []

Tracking #: Pace Shipping Label Used? Yes [] No [x]

Custody Seal on Cooler/Box Present: Yes [x] No [] Seals intact: Yes [x] No []

Packing Material: Bubble Wrap [] Bubble Bags [] Foam [] None [x] Other []

Thermometer Used: T-268 / T-239 Type of Ice: Wet Blue None

Cooler Temperature (°C): As-read 0.1/12.1/10.9 Corr. Factor CF +1.5 CF +0.9 Corrected 1.4/13.6/12.4

Date and initials of person examining contents: pvi/21/17

Temperature should be above freezing to 6°C

Table with 2 columns: Question/Field and Answer (Yes/No/N/A). Rows include Chain of Custody, Short Hold Time, Rush Turn Around Time, Sufficient volume, Correct containers used, Pace containers used, Containers intact, Unpreserved soils, Filtered volume, Sample labels match COC, Samples contain multiple phases, Containers requiring pH preservation, Cyanide water sample checks, Lead acetate strip, Potassium iodide test strip, Trip Blank present, Headspace in VOA vials, Samples from USDA Regulated Area, Additional labels attached.

Client Notification/ Resolution: Copy COC to Client? Y / N Field Data Required? Y / N

Person Contacted: Date/Time:

Comments/ Resolution:

Project Manager Review: [Signature] Date: 1/23/17

March 29, 2017

Mark Haddock
Golder Associates
820 S. Main St
Suite 100
Saint Charles, MO 63301

RE: Project: AMEREN RUSH ISLAND ENERGY CTR
Pace Project No.: 60239078

Dear Mark Haddock:

Enclosed are the analytical results for sample(s) received by the laboratory on March 07, 2017. The results relate only to the samples included in this report. Results reported herein conform to the most current, applicable TNI/NELAC standards and the laboratory's Quality Assurance Manual, where applicable, unless otherwise noted in the body of the report.

If you have any questions concerning this report, please feel free to contact me.

Sincerely,



Jamie Church
jamie.church@pacelabs.com
314-838-7223
Project Manager

Enclosures

cc: Jeffrey Ingram, Golder Associates
John Suozzi, Golder Associates



REPORT OF LABORATORY ANALYSIS

This report shall not be reproduced, except in full,
without the written consent of Pace Analytical Services, LLC.

CERTIFICATIONS

Project: AMEREN RUSH ISLAND ENERGY CTR

Pace Project No.: 60239078

Pennsylvania Certification IDs

1638 Roseytown Rd Suites 2,3&4, Greensburg, PA 15601

L-A-B DOD-ELAP Accreditation #: L2417

Alabama Certification #: 41590

Arizona Certification #: AZ0734

Arkansas Certification

California Certification #: 04222CA

Colorado Certification

Connecticut Certification #: PH-0694

Delaware Certification

Florida/TNI Certification #: E87683

Georgia Certification #: C040

Guam Certification

Hawaii Certification

Idaho Certification

Illinois Certification

Indiana Certification

Iowa Certification #: 391

Kansas/TNI Certification #: E-10358

Kentucky Certification #: 90133

Louisiana DHH/TNI Certification #: LA140008

Louisiana DEQ/TNI Certification #: 4086

Maine Certification #: PA00091

Maryland Certification #: 308

Massachusetts Certification #: M-PA1457

Michigan/PADEP Certification

Missouri Certification #: 235

Montana Certification #: Cert 0082

Nebraska Certification #: NE-05-29-14

Nevada Certification #: PA014572015-1

New Hampshire/TNI Certification #: 2976

New Jersey/TNI Certification #: PA 051

New Mexico Certification #: PA01457

New York/TNI Certification #: 10888

North Carolina Certification #: 42706

North Dakota Certification #: R-190

Oregon/TNI Certification #: PA200002

Pennsylvania/TNI Certification #: 65-00282

Puerto Rico Certification #: PA01457

Rhode Island Certification #: 65-00282

South Dakota Certification

Tennessee Certification #: TN2867

Texas/TNI Certification #: T104704188-14-8

Utah/TNI Certification #: PA014572015-5

USDA Soil Permit #: P330-14-00213

Vermont Dept. of Health: ID# VT-0282

Virgin Island/PADEP Certification

Virginia/VELAP Certification #: 460198

Washington Certification #: C868

West Virginia DEP Certification #: 143

West Virginia DHHR Certification #: 9964C

Wisconsin Certification

Wyoming Certification #: 8TMS-L

Kansas Certification IDs

9608 Loiret Boulevard, Lenexa, KS 66219

WY STR Certification #: 2456.01

Arkansas Certification #: 15-016-0

Illinois Certification #: 003097

Iowa Certification #: 118

Kansas/NELAP Certification #: E-10116

Louisiana Certification #: 03055

Nevada Certification #: KS000212008A

Oklahoma Certification #: 9205/9935

Texas Certification #: T104704407

Utah Certification #: KS00021

Kansas Field Laboratory Accreditation: # E-92587

Missouri Certification: 10070

REPORT OF LABORATORY ANALYSIS

This report shall not be reproduced, except in full,
without the written consent of Pace Analytical Services, LLC.

SAMPLE SUMMARY

Project: AMEREN RUSH ISLAND ENERGY CTR

Pace Project No.: 60239078

Lab ID	Sample ID	Matrix	Date Collected	Date Received
60239078001	R-MW-1	Water	03/06/17 09:33	03/07/17 05:15
60239078002	R-MW-2	Water	03/06/17 10:31	03/07/17 05:15
60239078003	R-MW-3	Water	03/06/17 11:25	03/07/17 05:15
60239078004	R-MW-4	Water	03/06/17 12:31	03/07/17 05:15
60239078005	R-MW-5	Water	03/06/17 13:33	03/07/17 05:15
60239078006	R-MW-6	Water	03/06/17 13:15	03/07/17 05:15
60239078007	R-MW-7	Water	03/06/17 12:30	03/07/17 05:15
60239078008	R-MW-B1	Water	03/06/17 11:35	03/07/17 05:15
60239078009	R-MW-B2	Water	03/06/17 10:50	03/07/17 05:15
60239078010	R-DUP-1	Water	03/06/17 08:00	03/07/17 05:15
60239078011	R-FB-1	Water	03/06/17 12:20	03/07/17 05:15
60239078012	R-MW-5 MS	Water	03/06/17 13:33	03/07/17 05:15
60239078013	R-MW-5 MSD	Water	03/06/17 13:33	03/07/17 05:15

REPORT OF LABORATORY ANALYSIS

This report shall not be reproduced, except in full,
without the written consent of Pace Analytical Services, LLC.

SAMPLE ANALYTE COUNT

Project: AMEREN RUSH ISLAND ENERGY CTR

Pace Project No.: 60239078

Lab ID	Sample ID	Method	Analysts	Analytes Reported	Laboratory
60239078001	R-MW-1	EPA 200.7	TDS	8	PASI-K
		EPA 200.8	JGP	6	PASI-K
		EPA 7470	NDJ	1	PASI-K
		EPA 903.1	WRR	1	PASI-PA
		EPA 904.0	JLW	1	PASI-PA
		SM 2540C	LDF	1	PASI-K
		SM 4500-H+B	JSS	1	PASI-K
60239078002	R-MW-2	EPA 300.0	OL	3	PASI-K
		EPA 200.7	TDS	8	PASI-K
		EPA 200.8	JGP	6	PASI-K
		EPA 7470	NDJ	1	PASI-K
		EPA 903.1	WRR	1	PASI-PA
		EPA 904.0	JLW	1	PASI-PA
		SM 2540C	LDF	1	PASI-K
60239078003	R-MW-3	SM 4500-H+B	JSS	1	PASI-K
		EPA 300.0	OL	3	PASI-K
		EPA 200.7	TDS	8	PASI-K
		EPA 200.8	JGP	6	PASI-K
		EPA 7470	NDJ	1	PASI-K
		EPA 903.1	WRR	1	PASI-PA
		EPA 904.0	JLW	1	PASI-PA
60239078004	R-MW-4	SM 2540C	LDF	1	PASI-K
		SM 4500-H+B	JSS	1	PASI-K
		EPA 300.0	OL	3	PASI-K
		EPA 200.7	TDS	8	PASI-K
		EPA 200.8	JGP	6	PASI-K
		EPA 7470	NDJ	1	PASI-K
		EPA 903.1	WRR	1	PASI-PA
60239078005	R-MW-5	EPA 904.0	JLW	1	PASI-PA
		SM 2540C	LDF	1	PASI-K
		SM 4500-H+B	JSS	1	PASI-K
		EPA 300.0	OL	3	PASI-K
		EPA 200.7	TDS	8	PASI-K
		EPA 200.8	JGP	6	PASI-K
		EPA 7470	NDJ	1	PASI-K

REPORT OF LABORATORY ANALYSIS

This report shall not be reproduced, except in full,
without the written consent of Pace Analytical Services, LLC.

SAMPLE ANALYTE COUNT

Project: AMEREN RUSH ISLAND ENERGY CTR

Pace Project No.: 60239078

Lab ID	Sample ID	Method	Analysts	Analytes Reported	Laboratory
60239078006	R-MW-6	SM 2540C	LDF	1	PASI-K
		SM 4500-H+B	JSS	1	PASI-K
		EPA 300.0	OL	3	PASI-K
		EPA 200.7	TDS	8	PASI-K
		EPA 200.8	JGP	6	PASI-K
		EPA 7470	NDJ	1	PASI-K
		EPA 903.1	WRR	1	PASI-PA
		EPA 904.0	JLW	1	PASI-PA
60239078007	R-MW-7	SM 2540C	LDF	1	PASI-K
		SM 4500-H+B	JSS	1	PASI-K
		EPA 300.0	OL	3	PASI-K
		EPA 200.7	TDS	8	PASI-K
		EPA 200.8	JGP	6	PASI-K
		EPA 7470	NDJ	1	PASI-K
		EPA 903.1	WRR	1	PASI-PA
		EPA 904.0	JLW	1	PASI-PA
60239078008	R-MW-B1	SM 2540C	LDF	1	PASI-K
		SM 4500-H+B	JSS	1	PASI-K
		EPA 300.0	OL	3	PASI-K
		EPA 200.7	TDS	8	PASI-K
		EPA 200.8	JGP	6	PASI-K
		EPA 7470	NDJ	1	PASI-K
		EPA 903.1	WRR	1	PASI-PA
		EPA 904.0	JLW	1	PASI-PA
60239078009	R-MW-B2	SM 2540C	LDF	1	PASI-K
		SM 4500-H+B	JSS	1	PASI-K
		EPA 300.0	OL	3	PASI-K
		EPA 200.7	TDS	8	PASI-K
		EPA 200.8	JGP	6	PASI-K
		EPA 7470	NDJ	1	PASI-K
		EPA 903.1	WRR	1	PASI-PA
		EPA 904.0	JLW	1	PASI-PA
60239078010	R-DUP-1	SM 2540C	LDF	1	PASI-K
		SM 4500-H+B	JSS	1	PASI-K
		EPA 300.0	OL	3	PASI-K
		EPA 200.7	TDS	8	PASI-K
		EPA 200.8	JGP	6	PASI-K

REPORT OF LABORATORY ANALYSIS

This report shall not be reproduced, except in full,
without the written consent of Pace Analytical Services, LLC.

SAMPLE ANALYTE COUNT

Project: AMEREN RUSH ISLAND ENERGY CTR

Pace Project No.: 60239078

Lab ID	Sample ID	Method	Analysts	Analytes Reported	Laboratory
		EPA 7470	NDJ	1	PASI-K
		EPA 903.1	KAC	1	PASI-PA
		EPA 904.0	JJY	1	PASI-PA
		SM 2540C	LDF	1	PASI-K
		SM 4500-H+B	JSS	1	PASI-K
		EPA 300.0	OL	3	PASI-K
60239078011	R-FB-1	EPA 200.7	TDS	8	PASI-K
		EPA 200.8	JGP	6	PASI-K
		EPA 7470	NDJ	1	PASI-K
		EPA 903.1	KAC	1	PASI-PA
		EPA 904.0	JJY	1	PASI-PA
		SM 2540C	LDF	1	PASI-K
		SM 4500-H+B	JSS	1	PASI-K
		EPA 300.0	OL	3	PASI-K
60239078012	R-MW-5 MS	EPA 903.1	WRR	1	PASI-PA
		EPA 904.0	JLW	1	PASI-PA
60239078013	R-MW-5 MSD	EPA 903.1	WRR	1	PASI-PA
		EPA 904.0	JLW	1	PASI-PA

REPORT OF LABORATORY ANALYSIS

This report shall not be reproduced, except in full,
without the written consent of Pace Analytical Services, LLC.

ANALYTICAL RESULTS

Project: AMEREN RUSH ISLAND ENERGY CTR

Pace Project No.: 60239078

Sample: R-MW-1 **Lab ID: 60239078001** Collected: 03/06/17 09:33 Received: 03/07/17 05:15 Matrix: Water

Parameters	Results	Units	PQL	MDL	DF	Prepared	Analyzed	CAS No.	Qual
200.7 Metals, Total		Analytical Method: EPA 200.7 Preparation Method: EPA 200.7							
Barium	19.2	ug/L	5.0	0.91	1	03/07/17 15:20	03/09/17 12:38	7440-39-3	
Beryllium	<0.16	ug/L	1.0	0.16	1	03/07/17 15:20	03/09/17 12:38	7440-41-7	
Boron	1870	ug/L	100	3.5	1	03/07/17 15:20	03/09/17 12:38	7440-42-8	
Calcium	41500	ug/L	100	36.0	1	03/07/17 15:20	03/09/17 12:38	7440-70-2	
Cobalt	0.86J	ug/L	5.0	0.73	1	03/07/17 15:20	03/09/17 12:38	7440-48-4	
Lead	<2.4	ug/L	5.0	2.4	1	03/07/17 15:20	03/09/17 12:38	7439-92-1	
Lithium	<2.9	ug/L	10.0	2.9	1	03/07/17 15:20	03/09/17 12:38	7439-93-2	
Molybdenum	40.0	ug/L	20.0	1.3	1	03/07/17 15:20	03/09/17 12:38	7439-98-7	
200.8 MET ICPMS		Analytical Method: EPA 200.8 Preparation Method: EPA 200.8							
Antimony	0.88J	ug/L	1.0	0.026	1	03/07/17 15:20	03/09/17 13:06	7440-36-0	
Arsenic	12.8	ug/L	1.0	0.052	1	03/07/17 15:20	03/09/17 13:06	7440-38-2	
Cadmium	<0.018	ug/L	0.50	0.018	1	03/07/17 15:20	03/09/17 13:06	7440-43-9	
Chromium	2.2	ug/L	1.0	0.054	1	03/07/17 15:20	03/09/17 13:06	7440-47-3	
Selenium	3.5	ug/L	1.0	0.086	1	03/07/17 15:20	03/09/17 13:06	7782-49-2	
Thallium	<0.036	ug/L	1.0	0.036	1	03/07/17 15:20	03/09/17 13:06	7440-28-0	
7470 Mercury		Analytical Method: EPA 7470 Preparation Method: EPA 7470							
Mercury	<0.046	ug/L	0.20	0.046	1	03/07/17 10:00	03/07/17 14:02	7439-97-6	
2540C Total Dissolved Solids		Analytical Method: SM 2540C							
Total Dissolved Solids	385	mg/L	5.0	5.0	1		03/07/17 15:41		
4500H+ pH, Electrometric		Analytical Method: SM 4500-H+B							
pH at 25 Degrees C	9.4	Std. Units	0.10	0.10	1		03/13/17 09:15		H6
300.0 IC Anions 28 Days		Analytical Method: EPA 300.0							
Chloride	20.1	mg/L	2.0	1.0	2		03/10/17 12:56	16887-00-6	
Fluoride	0.24	mg/L	0.20	0.10	1		03/10/17 12:41	16984-48-8	
Sulfate	208	mg/L	20.0	10.0	20		03/10/17 13:10	14808-79-8	

REPORT OF LABORATORY ANALYSIS

This report shall not be reproduced, except in full,
without the written consent of Pace Analytical Services, LLC.

ANALYTICAL RESULTS

Project: AMEREN RUSH ISLAND ENERGY CTR

Pace Project No.: 60239078

Sample: R-MW-2 **Lab ID: 60239078002** Collected: 03/06/17 10:31 Received: 03/07/17 05:15 Matrix: Water

Parameters	Results	Units	PQL	MDL	DF	Prepared	Analyzed	CAS No.	Qual
200.7 Metals, Total		Analytical Method: EPA 200.7 Preparation Method: EPA 200.7							
Barium	12.0	ug/L	5.0	0.91	1	03/07/17 15:20	03/09/17 12:40	7440-39-3	
Beryllium	0.23J	ug/L	1.0	0.16	1	03/07/17 15:20	03/09/17 12:40	7440-41-7	B
Boron	5060	ug/L	100	3.5	1	03/07/17 15:20	03/09/17 12:40	7440-42-8	
Calcium	11500	ug/L	100	36.0	1	03/07/17 15:20	03/09/17 12:40	7440-70-2	
Cobalt	<0.73	ug/L	5.0	0.73	1	03/07/17 15:20	03/09/17 12:40	7440-48-4	
Lead	9.6	ug/L	5.0	2.4	1	03/07/17 15:20	03/09/17 12:40	7439-92-1	
Lithium	3.5J	ug/L	10.0	2.9	1	03/07/17 15:20	03/09/17 12:40	7439-93-2	
Molybdenum	168	ug/L	20.0	1.3	1	03/07/17 15:20	03/09/17 12:40	7439-98-7	
200.8 MET ICPMS		Analytical Method: EPA 200.8 Preparation Method: EPA 200.8							
Antimony	4.6	ug/L	1.0	0.026	1	03/07/17 15:20	03/09/17 13:24	7440-36-0	
Arsenic	217	ug/L	1.0	0.052	1	03/07/17 15:20	03/09/17 13:24	7440-38-2	
Cadmium	0.20J	ug/L	0.50	0.018	1	03/07/17 15:20	03/09/17 13:24	7440-43-9	
Chromium	0.94J	ug/L	1.0	0.054	1	03/07/17 15:20	03/09/17 13:24	7440-47-3	B
Selenium	1.6	ug/L	1.0	0.086	1	03/07/17 15:20	03/09/17 13:24	7782-49-2	
Thallium	<0.036	ug/L	1.0	0.036	1	03/07/17 15:20	03/09/17 13:24	7440-28-0	
7470 Mercury		Analytical Method: EPA 7470 Preparation Method: EPA 7470							
Mercury	<0.046	ug/L	0.20	0.046	1	03/07/17 10:00	03/07/17 14:04	7439-97-6	
2540C Total Dissolved Solids		Analytical Method: SM 2540C							
Total Dissolved Solids	829	mg/L	5.0	5.0	1		03/07/17 15:41		
4500H+ pH, Electrometric		Analytical Method: SM 4500-H+B							
pH at 25 Degrees C	10.4	Std. Units	0.10	0.10	1		03/13/17 09:19		H6
300.0 IC Anions 28 Days		Analytical Method: EPA 300.0							
Chloride	27.6	mg/L	2.0	1.0	2		03/10/17 13:39	16887-00-6	
Fluoride	1.3	mg/L	0.20	0.10	1		03/10/17 13:25	16984-48-8	
Sulfate	292	mg/L	20.0	10.0	20		03/10/17 13:53	14808-79-8	

REPORT OF LABORATORY ANALYSIS

This report shall not be reproduced, except in full,
without the written consent of Pace Analytical Services, LLC.

ANALYTICAL RESULTS

Project: AMEREN RUSH ISLAND ENERGY CTR

Pace Project No.: 60239078

Sample: R-MW-3 **Lab ID: 60239078003** Collected: 03/06/17 11:25 Received: 03/07/17 05:15 Matrix: Water

Parameters	Results	Units	PQL	MDL	DF	Prepared	Analyzed	CAS No.	Qual
200.7 Metals, Total		Analytical Method: EPA 200.7 Preparation Method: EPA 200.7							
Barium	15.0	ug/L	5.0	0.91	1	03/07/17 15:20	03/09/17 12:42	7440-39-3	
Beryllium	0.26J	ug/L	1.0	0.16	1	03/07/17 15:20	03/09/17 12:42	7440-41-7	B
Boron	15700	ug/L	100	3.5	1	03/07/17 15:20	03/09/17 12:42	7440-42-8	
Calcium	5920	ug/L	100	36.0	1	03/07/17 15:20	03/09/17 12:42	7440-70-2	
Cobalt	<0.73	ug/L	5.0	0.73	1	03/07/17 15:20	03/09/17 12:42	7440-48-4	
Lead	4.9J	ug/L	5.0	2.4	1	03/07/17 15:20	03/09/17 12:42	7439-92-1	
Lithium	<2.9	ug/L	10.0	2.9	1	03/07/17 15:20	03/09/17 12:42	7439-93-2	
Molybdenum	753	ug/L	20.0	1.3	1	03/07/17 15:20	03/09/17 12:42	7439-98-7	
200.8 MET ICPMS		Analytical Method: EPA 200.8 Preparation Method: EPA 200.8							
Antimony	0.13J	ug/L	1.0	0.026	1	03/07/17 15:20	03/09/17 13:28	7440-36-0	
Arsenic	80.0	ug/L	1.0	0.052	1	03/07/17 15:20	03/09/17 13:28	7440-38-2	
Cadmium	<0.018	ug/L	0.50	0.018	1	03/07/17 15:20	03/09/17 13:28	7440-43-9	
Chromium	0.92J	ug/L	1.0	0.054	1	03/07/17 15:20	03/09/17 13:28	7440-47-3	B
Selenium	0.57J	ug/L	1.0	0.086	1	03/07/17 15:20	03/09/17 13:28	7782-49-2	
Thallium	<0.036	ug/L	1.0	0.036	1	03/07/17 15:20	03/09/17 13:28	7440-28-0	
7470 Mercury		Analytical Method: EPA 7470 Preparation Method: EPA 7470							
Mercury	<0.046	ug/L	0.20	0.046	1	03/07/17 10:00	03/07/17 14:06	7439-97-6	
2540C Total Dissolved Solids		Analytical Method: SM 2540C							
Total Dissolved Solids	707	mg/L	5.0	5.0	1		03/07/17 15:42		
4500H+ pH, Electrometric		Analytical Method: SM 4500-H+B							
pH at 25 Degrees C	9.6	Std. Units	0.10	0.10	1		03/13/17 09:24		H6
300.0 IC Anions 28 Days		Analytical Method: EPA 300.0							
Chloride	30.2	mg/L	2.0	1.0	2		03/10/17 14:22	16887-00-6	
Fluoride	0.81	mg/L	0.20	0.10	1		03/10/17 14:08	16984-48-8	
Sulfate	176	mg/L	20.0	10.0	20		03/10/17 15:05	14808-79-8	

REPORT OF LABORATORY ANALYSIS

This report shall not be reproduced, except in full,
without the written consent of Pace Analytical Services, LLC.

ANALYTICAL RESULTS

Project: AMEREN RUSH ISLAND ENERGY CTR

Pace Project No.: 60239078

Sample: R-MW-4 **Lab ID: 60239078004** Collected: 03/06/17 12:31 Received: 03/07/17 05:15 Matrix: Water

Parameters	Results	Units	PQL	MDL	DF	Prepared	Analyzed	CAS No.	Qual
200.7 Metals, Total		Analytical Method: EPA 200.7 Preparation Method: EPA 200.7							
Barium	286	ug/L	5.0	0.91	1	03/07/17 15:20	03/09/17 12:44	7440-39-3	
Beryllium	<0.16	ug/L	1.0	0.16	1	03/07/17 15:20	03/09/17 12:44	7440-41-7	
Boron	4500	ug/L	100	3.5	1	03/07/17 15:20	03/09/17 12:44	7440-42-8	
Calcium	70200	ug/L	100	36.0	1	03/07/17 15:20	03/09/17 12:44	7440-70-2	
Cobalt	0.82J	ug/L	5.0	0.73	1	03/07/17 15:20	03/09/17 12:44	7440-48-4	
Lead	<2.4	ug/L	5.0	2.4	1	03/07/17 15:20	03/09/17 12:44	7439-92-1	
Lithium	45.7	ug/L	10.0	2.9	1	03/07/17 15:20	03/09/17 12:44	7439-93-2	
Molybdenum	103	ug/L	20.0	1.3	1	03/07/17 15:20	03/09/17 12:44	7439-98-7	
200.8 MET ICPMS		Analytical Method: EPA 200.8 Preparation Method: EPA 200.8							
Antimony	0.029J	ug/L	1.0	0.026	1	03/07/17 15:20	03/09/17 13:32	7440-36-0	
Arsenic	6.8	ug/L	1.0	0.052	1	03/07/17 15:20	03/09/17 13:32	7440-38-2	
Cadmium	<0.018	ug/L	0.50	0.018	1	03/07/17 15:20	03/09/17 13:32	7440-43-9	
Chromium	1.6	ug/L	1.0	0.054	1	03/07/17 15:20	03/09/17 13:32	7440-47-3	
Selenium	0.12J	ug/L	1.0	0.086	1	03/07/17 15:20	03/09/17 13:32	7782-49-2	
Thallium	<0.036	ug/L	1.0	0.036	1	03/07/17 15:20	03/09/17 13:32	7440-28-0	
7470 Mercury		Analytical Method: EPA 7470 Preparation Method: EPA 7470							
Mercury	<0.046	ug/L	0.20	0.046	1	03/07/17 10:00	03/07/17 14:08	7439-97-6	
2540C Total Dissolved Solids		Analytical Method: SM 2540C							
Total Dissolved Solids	397	mg/L	5.0	5.0	1		03/07/17 15:42		
4500H+ pH, Electrometric		Analytical Method: SM 4500-H+B							
pH at 25 Degrees C	7.6	Std. Units	0.10	0.10	1		03/13/17 09:33		H6
300.0 IC Anions 28 Days		Analytical Method: EPA 300.0							
Chloride	19.0	mg/L	1.0	0.50	1		03/10/17 15:20	16887-00-6	
Fluoride	0.81	mg/L	0.20	0.10	1		03/10/17 15:20	16984-48-8	
Sulfate	25.8	mg/L	2.0	1.0	2		03/10/17 15:34	14808-79-8	

REPORT OF LABORATORY ANALYSIS

This report shall not be reproduced, except in full,
without the written consent of Pace Analytical Services, LLC.

ANALYTICAL RESULTS

Project: AMEREN RUSH ISLAND ENERGY CTR

Pace Project No.: 60239078

Sample: R-MW-5 **Lab ID: 60239078005** Collected: 03/06/17 13:33 Received: 03/07/17 05:15 Matrix: Water

Parameters	Results	Units	PQL	MDL	DF	Prepared	Analyzed	CAS No.	Qual
200.7 Metals, Total		Analytical Method: EPA 200.7 Preparation Method: EPA 200.7							
Barium	384	ug/L	5.0	0.91	1	03/07/17 15:20	03/09/17 12:47	7440-39-3	
Beryllium	0.20J	ug/L	1.0	0.16	1	03/07/17 15:20	03/09/17 12:47	7440-41-7	B
Boron	101	ug/L	100	3.5	1	03/07/17 15:20	03/09/17 12:47	7440-42-8	
Calcium	122000	ug/L	100	36.0	1	03/07/17 15:20	03/09/17 12:47	7440-70-2	
Cobalt	<0.73	ug/L	5.0	0.73	1	03/07/17 15:20	03/09/17 12:47	7440-48-4	
Lead	3.0J	ug/L	5.0	2.4	1	03/07/17 15:20	03/09/17 12:47	7439-92-1	
Lithium	5.0J	ug/L	10.0	2.9	1	03/07/17 15:20	03/09/17 12:47	7439-93-2	
Molybdenum	<1.3	ug/L	20.0	1.3	1	03/07/17 15:20	03/09/17 12:47	7439-98-7	
200.8 MET ICPMS		Analytical Method: EPA 200.8 Preparation Method: EPA 200.8							
Antimony	<0.026	ug/L	1.0	0.026	1	03/07/17 15:20	03/09/17 13:36	7440-36-0	
Arsenic	4.8	ug/L	1.0	0.052	1	03/07/17 15:20	03/09/17 13:36	7440-38-2	
Cadmium	<0.018	ug/L	0.50	0.018	1	03/07/17 15:20	03/09/17 13:36	7440-43-9	
Chromium	0.58J	ug/L	1.0	0.054	1	03/07/17 15:20	03/09/17 13:36	7440-47-3	B
Selenium	<0.086	ug/L	1.0	0.086	1	03/07/17 15:20	03/09/17 13:36	7782-49-2	
Thallium	<0.036	ug/L	1.0	0.036	1	03/07/17 15:20	03/09/17 13:36	7440-28-0	
7470 Mercury		Analytical Method: EPA 7470 Preparation Method: EPA 7470							
Mercury	<0.046	ug/L	0.20	0.046	1	03/07/17 10:00	03/07/17 14:15	7439-97-6	
2540C Total Dissolved Solids		Analytical Method: SM 2540C							
Total Dissolved Solids	376	mg/L	5.0	5.0	1		03/07/17 15:42		
4500H+ pH, Electrometric		Analytical Method: SM 4500-H+B							
pH at 25 Degrees C	7.0	Std. Units	0.10	0.10	1		03/13/17 09:40		H6
300.0 IC Anions 28 Days		Analytical Method: EPA 300.0							
Chloride	3.5	mg/L	1.0	0.50	1		03/10/17 15:49	16887-00-6	
Fluoride	0.14J	mg/L	0.20	0.10	1		03/10/17 15:49	16984-48-8	
Sulfate	4.0	mg/L	1.0	0.50	1		03/10/17 15:49	14808-79-8	

REPORT OF LABORATORY ANALYSIS

This report shall not be reproduced, except in full,
without the written consent of Pace Analytical Services, LLC.

ANALYTICAL RESULTS

Project: AMEREN RUSH ISLAND ENERGY CTR

Pace Project No.: 60239078

Sample: R-MW-6 **Lab ID: 60239078006** Collected: 03/06/17 13:15 Received: 03/07/17 05:15 Matrix: Water

Parameters	Results	Units	PQL	MDL	DF	Prepared	Analyzed	CAS No.	Qual
200.7 Metals, Total		Analytical Method: EPA 200.7 Preparation Method: EPA 200.7							
Barium	144	ug/L	5.0	0.91	1	03/07/17 15:20	03/09/17 12:53	7440-39-3	
Beryllium	0.48J	ug/L	1.0	0.16	1	03/07/17 15:20	03/09/17 12:53	7440-41-7	B
Boron	1390	ug/L	100	3.5	1	03/07/17 15:20	03/09/17 12:53	7440-42-8	
Calcium	89300	ug/L	100	36.0	1	03/07/17 15:20	03/09/17 12:53	7440-70-2	
Cobalt	<0.73	ug/L	5.0	0.73	1	03/07/17 15:20	03/09/17 12:53	7440-48-4	
Lead	<2.4	ug/L	5.0	2.4	1	03/07/17 15:20	03/09/17 12:53	7439-92-1	
Lithium	5.3J	ug/L	10.0	2.9	1	03/07/17 15:20	03/09/17 12:53	7439-93-2	
Molybdenum	2.4J	ug/L	20.0	1.3	1	03/07/17 15:20	03/09/17 12:53	7439-98-7	
200.8 MET ICPMS		Analytical Method: EPA 200.8 Preparation Method: EPA 200.8							
Antimony	0.050J	ug/L	1.0	0.026	1	03/07/17 15:20	03/09/17 13:49	7440-36-0	
Arsenic	0.51J	ug/L	1.0	0.052	1	03/07/17 15:20	03/09/17 13:49	7440-38-2	B
Cadmium	<0.018	ug/L	0.50	0.018	1	03/07/17 15:20	03/09/17 13:49	7440-43-9	
Chromium	0.60J	ug/L	1.0	0.054	1	03/07/17 15:20	03/09/17 13:49	7440-47-3	B
Selenium	0.25J	ug/L	1.0	0.086	1	03/07/17 15:20	03/09/17 13:49	7782-49-2	
Thallium	<0.036	ug/L	1.0	0.036	1	03/07/17 15:20	03/09/17 13:49	7440-28-0	
7470 Mercury		Analytical Method: EPA 7470 Preparation Method: EPA 7470							
Mercury	<0.046	ug/L	0.20	0.046	1	03/07/17 10:00	03/07/17 14:21	7439-97-6	
2540C Total Dissolved Solids		Analytical Method: SM 2540C							
Total Dissolved Solids	362	mg/L	5.0	5.0	1		03/07/17 15:44		
4500H+ pH, Electrometric		Analytical Method: SM 4500-H+B							
pH at 25 Degrees C	7.3	Std. Units	0.10	0.10	1		03/13/17 09:38		H6
300.0 IC Anions 28 Days		Analytical Method: EPA 300.0							
Chloride	8.1	mg/L	1.0	0.50	1		03/10/17 16:17	16887-00-6	
Fluoride	0.24	mg/L	0.20	0.10	1		03/10/17 16:17	16984-48-8	
Sulfate	26.1	mg/L	2.0	1.0	2		03/10/17 16:32	14808-79-8	

REPORT OF LABORATORY ANALYSIS

This report shall not be reproduced, except in full,
without the written consent of Pace Analytical Services, LLC.

ANALYTICAL RESULTS

Project: AMEREN RUSH ISLAND ENERGY CTR

Pace Project No.: 60239078

Sample: R-MW-7 **Lab ID: 60239078007** Collected: 03/06/17 12:30 Received: 03/07/17 05:15 Matrix: Water

Parameters	Results	Units	PQL	MDL	DF	Prepared	Analyzed	CAS No.	Qual
200.7 Metals, Total		Analytical Method: EPA 200.7 Preparation Method: EPA 200.7							
Barium	308	ug/L	5.0	0.91	1	03/07/17 15:20	03/09/17 12:55	7440-39-3	
Beryllium	0.21J	ug/L	1.0	0.16	1	03/07/17 15:20	03/09/17 12:55	7440-41-7	B
Boron	2550	ug/L	100	3.5	1	03/07/17 15:20	03/09/17 12:55	7440-42-8	
Calcium	71200	ug/L	100	36.0	1	03/07/17 15:20	03/09/17 12:55	7440-70-2	
Cobalt	<0.73	ug/L	5.0	0.73	1	03/07/17 15:20	03/09/17 12:55	7440-48-4	
Lead	<2.4	ug/L	5.0	2.4	1	03/07/17 15:20	03/09/17 12:55	7439-92-1	
Lithium	35.5	ug/L	10.0	2.9	1	03/07/17 15:20	03/09/17 12:55	7439-93-2	
Molybdenum	196	ug/L	20.0	1.3	1	03/07/17 15:20	03/09/17 12:55	7439-98-7	
200.8 MET ICPMS		Analytical Method: EPA 200.8 Preparation Method: EPA 200.8							
Antimony	0.029J	ug/L	1.0	0.026	1	03/07/17 15:20	03/09/17 13:54	7440-36-0	
Arsenic	92.3	ug/L	1.0	0.052	1	03/07/17 15:20	03/09/17 13:54	7440-38-2	
Cadmium	<0.018	ug/L	0.50	0.018	1	03/07/17 15:20	03/09/17 13:54	7440-43-9	
Chromium	4.8	ug/L	1.0	0.054	1	03/07/17 15:20	03/09/17 13:54	7440-47-3	
Selenium	<0.086	ug/L	1.0	0.086	1	03/07/17 15:20	03/09/17 13:54	7782-49-2	
Thallium	<0.036	ug/L	1.0	0.036	1	03/07/17 15:20	03/09/17 13:54	7440-28-0	
7470 Mercury		Analytical Method: EPA 7470 Preparation Method: EPA 7470							
Mercury	<0.046	ug/L	0.20	0.046	1	03/07/17 10:00	03/07/17 14:24	7439-97-6	
2540C Total Dissolved Solids		Analytical Method: SM 2540C							
Total Dissolved Solids	381	mg/L	5.0	5.0	1		03/07/17 15:44		
4500H+ pH, Electrometric		Analytical Method: SM 4500-H+B							
pH at 25 Degrees C	7.4	Std. Units	0.10	0.10	1		03/13/17 09:31		H6
300.0 IC Anions 28 Days		Analytical Method: EPA 300.0							
Chloride	11.7	mg/L	1.0	0.50	1		03/10/17 16:46	16887-00-6	
Fluoride	0.35	mg/L	0.20	0.10	1		03/10/17 16:46	16984-48-8	
Sulfate	39.4	mg/L	5.0	2.5	5		03/10/17 17:01	14808-79-8	

REPORT OF LABORATORY ANALYSIS

This report shall not be reproduced, except in full,
without the written consent of Pace Analytical Services, LLC.

ANALYTICAL RESULTS

Project: AMEREN RUSH ISLAND ENERGY CTR

Pace Project No.: 60239078

Sample: R-MW-B1 **Lab ID: 60239078008** Collected: 03/06/17 11:35 Received: 03/07/17 05:15 Matrix: Water

Parameters	Results	Units	PQL	MDL	DF	Prepared	Analyzed	CAS No.	Qual
200.7 Metals, Total		Analytical Method: EPA 200.7 Preparation Method: EPA 200.7							
Barium	514	ug/L	5.0	0.91	1	03/07/17 15:20	03/09/17 12:57	7440-39-3	
Beryllium	<0.16	ug/L	1.0	0.16	1	03/07/17 15:20	03/09/17 12:57	7440-41-7	
Boron	125	ug/L	100	3.5	1	03/07/17 15:20	03/09/17 12:57	7440-42-8	
Calcium	150000	ug/L	100	36.0	1	03/07/17 15:20	03/09/17 12:57	7440-70-2	
Cobalt	<0.73	ug/L	5.0	0.73	1	03/07/17 15:20	03/09/17 12:57	7440-48-4	
Lead	<2.4	ug/L	5.0	2.4	1	03/07/17 15:20	03/09/17 12:57	7439-92-1	
Lithium	64.4	ug/L	10.0	2.9	1	03/07/17 15:20	03/09/17 12:57	7439-93-2	
Molybdenum	1.5J	ug/L	20.0	1.3	1	03/07/17 15:20	03/09/17 12:57	7439-98-7	
200.8 MET ICPMS		Analytical Method: EPA 200.8 Preparation Method: EPA 200.8							
Antimony	0.028J	ug/L	1.0	0.026	1	03/07/17 15:20	03/09/17 13:58	7440-36-0	
Arsenic	23.4	ug/L	1.0	0.052	1	03/07/17 15:20	03/09/17 13:58	7440-38-2	
Cadmium	<0.018	ug/L	0.50	0.018	1	03/07/17 15:20	03/09/17 13:58	7440-43-9	
Chromium	2.0	ug/L	1.0	0.054	1	03/07/17 15:20	03/09/17 13:58	7440-47-3	
Selenium	<0.086	ug/L	1.0	0.086	1	03/07/17 15:20	03/09/17 13:58	7782-49-2	
Thallium	<0.036	ug/L	1.0	0.036	1	03/07/17 15:20	03/09/17 13:58	7440-28-0	
7470 Mercury		Analytical Method: EPA 7470 Preparation Method: EPA 7470							
Mercury	<0.046	ug/L	0.20	0.046	1	03/07/17 10:00	03/07/17 14:26	7439-97-6	
2540C Total Dissolved Solids		Analytical Method: SM 2540C							
Total Dissolved Solids	681	mg/L	5.0	5.0	1		03/07/17 15:44		
4500H+ pH, Electrometric		Analytical Method: SM 4500-H+B							
pH at 25 Degrees C	7.2	Std. Units	0.10	0.10	1		03/13/17 09:26		H6
300.0 IC Anions 28 Days		Analytical Method: EPA 300.0							
Chloride	50.1	mg/L	5.0	2.5	5		03/10/17 17:58	16887-00-6	
Fluoride	0.16J	mg/L	0.20	0.10	1		03/10/17 17:15	16984-48-8	
Sulfate	35.9	mg/L	5.0	2.5	5		03/10/17 17:58	14808-79-8	

REPORT OF LABORATORY ANALYSIS

This report shall not be reproduced, except in full,
without the written consent of Pace Analytical Services, LLC.

ANALYTICAL RESULTS

Project: AMEREN RUSH ISLAND ENERGY CTR

Pace Project No.: 60239078

Sample: R-MW-B2 **Lab ID: 60239078009** Collected: 03/06/17 10:50 Received: 03/07/17 05:15 Matrix: Water

Parameters	Results	Units	PQL	MDL	DF	Prepared	Analyzed	CAS No.	Qual
200.7 Metals, Total		Analytical Method: EPA 200.7 Preparation Method: EPA 200.7							
Barium	450	ug/L	5.0	0.91	1	03/07/17 15:20	03/09/17 13:04	7440-39-3	
Beryllium	0.25J	ug/L	1.0	0.16	1	03/07/17 15:20	03/09/17 13:04	7440-41-7	B
Boron	41.9J	ug/L	100	3.5	1	03/07/17 15:20	03/09/17 13:04	7440-42-8	
Calcium	110000	ug/L	100	36.0	1	03/07/17 15:20	03/09/17 13:04	7440-70-2	
Cobalt	<0.73	ug/L	5.0	0.73	1	03/07/17 15:20	03/09/17 13:04	7440-48-4	
Lead	<2.4	ug/L	5.0	2.4	1	03/07/17 15:20	03/09/17 13:04	7439-92-1	
Lithium	11.8	ug/L	10.0	2.9	1	03/07/17 15:20	03/09/17 13:04	7439-93-2	
Molybdenum	<1.3	ug/L	20.0	1.3	1	03/07/17 15:20	03/09/17 13:04	7439-98-7	
200.8 MET ICPMS		Analytical Method: EPA 200.8 Preparation Method: EPA 200.8							
Antimony	<0.026	ug/L	1.0	0.026	1	03/07/17 15:20	03/09/17 14:20	7440-36-0	
Arsenic	3.0	ug/L	1.0	0.052	1	03/07/17 15:20	03/09/17 14:20	7440-38-2	
Cadmium	<0.018	ug/L	0.50	0.018	1	03/07/17 15:20	03/09/17 14:20	7440-43-9	
Chromium	0.55J	ug/L	1.0	0.054	1	03/07/17 15:20	03/09/17 14:20	7440-47-3	B
Selenium	<0.086	ug/L	1.0	0.086	1	03/07/17 15:20	03/09/17 14:20	7782-49-2	
Thallium	<0.036	ug/L	1.0	0.036	1	03/07/17 15:20	03/09/17 14:20	7440-28-0	
7470 Mercury		Analytical Method: EPA 7470 Preparation Method: EPA 7470							
Mercury	<0.046	ug/L	0.20	0.046	1	03/07/17 10:00	03/07/17 14:28	7439-97-6	
2540C Total Dissolved Solids		Analytical Method: SM 2540C							
Total Dissolved Solids	434	mg/L	5.0	5.0	1		03/07/17 15:45		
4500H+ pH, Electrometric		Analytical Method: SM 4500-H+B							
pH at 25 Degrees C	7.4	Std. Units	0.10	0.10	1		03/13/17 09:23		H6
300.0 IC Anions 28 Days		Analytical Method: EPA 300.0							
Chloride	34.4	mg/L	5.0	2.5	5		03/10/17 18:27	16887-00-6	
Fluoride	0.17J	mg/L	0.20	0.10	1		03/10/17 18:13	16984-48-8	
Sulfate	15.4	mg/L	1.0	0.50	1		03/10/17 18:13	14808-79-8	

REPORT OF LABORATORY ANALYSIS

This report shall not be reproduced, except in full,
without the written consent of Pace Analytical Services, LLC.

ANALYTICAL RESULTS

Project: AMEREN RUSH ISLAND ENERGY CTR

Pace Project No.: 60239078

Sample: R-DUP-1 **Lab ID: 60239078010** Collected: 03/06/17 08:00 Received: 03/07/17 05:15 Matrix: Water

Parameters	Results	Units	PQL	MDL	DF	Prepared	Analyzed	CAS No.	Qual
200.7 Metals, Total		Analytical Method: EPA 200.7 Preparation Method: EPA 200.7							
Barium	148	ug/L	5.0	0.91	1	03/07/17 15:20	03/09/17 13:06	7440-39-3	
Beryllium	0.30J	ug/L	1.0	0.16	1	03/07/17 15:20	03/09/17 13:06	7440-41-7	B
Boron	1420	ug/L	100	3.5	1	03/07/17 15:20	03/09/17 13:06	7440-42-8	
Calcium	89600	ug/L	100	36.0	1	03/07/17 15:20	03/09/17 13:06	7440-70-2	
Cobalt	<0.73	ug/L	5.0	0.73	1	03/07/17 15:20	03/09/17 13:06	7440-48-4	
Lead	<2.4	ug/L	5.0	2.4	1	03/07/17 15:20	03/09/17 13:06	7439-92-1	
Lithium	5.6J	ug/L	10.0	2.9	1	03/07/17 15:20	03/09/17 13:06	7439-93-2	
Molybdenum	2.0J	ug/L	20.0	1.3	1	03/07/17 15:20	03/09/17 13:06	7439-98-7	
200.8 MET ICPMS		Analytical Method: EPA 200.8 Preparation Method: EPA 200.8							
Antimony	0.057J	ug/L	1.0	0.026	1	03/07/17 15:20	03/09/17 14:11	7440-36-0	
Arsenic	0.49J	ug/L	1.0	0.052	1	03/07/17 15:20	03/09/17 14:11	7440-38-2	B
Cadmium	<0.018	ug/L	0.50	0.018	1	03/07/17 15:20	03/09/17 14:11	7440-43-9	
Chromium	5.6	ug/L	1.0	0.054	1	03/07/17 15:20	03/09/17 14:11	7440-47-3	
Selenium	0.33J	ug/L	1.0	0.086	1	03/07/17 15:20	03/09/17 14:11	7782-49-2	
Thallium	<0.036	ug/L	1.0	0.036	1	03/07/17 15:20	03/09/17 14:11	7440-28-0	
7470 Mercury		Analytical Method: EPA 7470 Preparation Method: EPA 7470							
Mercury	<0.046	ug/L	0.20	0.046	1	03/07/17 10:00	03/07/17 14:30	7439-97-6	
2540C Total Dissolved Solids		Analytical Method: SM 2540C							
Total Dissolved Solids	360	mg/L	5.0	5.0	1		03/07/17 15:45		
4500H+ pH, Electrometric		Analytical Method: SM 4500-H+B							
pH at 25 Degrees C	7.8	Std. Units	0.10	0.10	1		03/13/17 09:10		H6
300.0 IC Anions 28 Days		Analytical Method: EPA 300.0							
Chloride	8.1	mg/L	1.0	0.50	1		03/10/17 18:41	16887-00-6	
Fluoride	0.22	mg/L	0.20	0.10	1		03/10/17 18:41	16984-48-8	
Sulfate	25.9	mg/L	2.0	1.0	2		03/10/17 18:56	14808-79-8	

REPORT OF LABORATORY ANALYSIS

This report shall not be reproduced, except in full,
without the written consent of Pace Analytical Services, LLC.

ANALYTICAL RESULTS

Project: AMEREN RUSH ISLAND ENERGY CTR

Pace Project No.: 60239078

Sample: R-FB-1 **Lab ID: 60239078011** Collected: 03/06/17 12:20 Received: 03/07/17 05:15 Matrix: Water

Parameters	Results	Units	PQL	MDL	DF	Prepared	Analyzed	CAS No.	Qual
200.7 Metals, Total		Analytical Method: EPA 200.7 Preparation Method: EPA 200.7							
Barium	<0.91	ug/L	5.0	0.91	1	03/07/17 15:20	03/09/17 13:08	7440-39-3	
Beryllium	0.17J	ug/L	1.0	0.16	1	03/07/17 15:20	03/09/17 13:08	7440-41-7	B
Boron	4.3J	ug/L	100	3.5	1	03/07/17 15:20	03/09/17 13:08	7440-42-8	
Calcium	<36.0	ug/L	100	36.0	1	03/07/17 15:20	03/09/17 13:08	7440-70-2	
Cobalt	<0.73	ug/L	5.0	0.73	1	03/07/17 15:20	03/09/17 13:08	7440-48-4	
Lead	<2.4	ug/L	5.0	2.4	1	03/07/17 15:20	03/09/17 13:08	7439-92-1	
Lithium	<2.9	ug/L	10.0	2.9	1	03/07/17 15:20	03/09/17 13:08	7439-93-2	
Molybdenum	<1.3	ug/L	20.0	1.3	1	03/07/17 15:20	03/09/17 13:08	7439-98-7	
200.8 MET ICPMS		Analytical Method: EPA 200.8 Preparation Method: EPA 200.8							
Antimony	0.027J	ug/L	1.0	0.026	1	03/07/17 15:20	03/09/17 14:16	7440-36-0	
Arsenic	0.074J	ug/L	1.0	0.052	1	03/07/17 15:20	03/09/17 14:16	7440-38-2	B
Cadmium	<0.018	ug/L	0.50	0.018	1	03/07/17 15:20	03/09/17 14:16	7440-43-9	
Chromium	0.99J	ug/L	1.0	0.054	1	03/07/17 15:20	03/09/17 14:16	7440-47-3	B
Selenium	<0.086	ug/L	1.0	0.086	1	03/07/17 15:20	03/09/17 14:16	7782-49-2	
Thallium	<0.036	ug/L	1.0	0.036	1	03/07/17 15:20	03/09/17 14:16	7440-28-0	
7470 Mercury		Analytical Method: EPA 7470 Preparation Method: EPA 7470							
Mercury	<0.046	ug/L	0.20	0.046	1	03/07/17 10:00	03/07/17 14:32	7439-97-6	
2540C Total Dissolved Solids		Analytical Method: SM 2540C							
Total Dissolved Solids	11.0	mg/L	5.0	5.0	1		03/07/17 15:46		
4500H+ pH, Electrometric		Analytical Method: SM 4500-H+B							
pH at 25 Degrees C	7.7	Std. Units	0.10	0.10	1		03/13/17 09:28		H6
300.0 IC Anions 28 Days		Analytical Method: EPA 300.0							
Chloride	<0.50	mg/L	1.0	0.50	1		03/10/17 19:10	16887-00-6	
Fluoride	<0.10	mg/L	0.20	0.10	1		03/10/17 19:10	16984-48-8	
Sulfate	<0.50	mg/L	1.0	0.50	1		03/10/17 19:10	14808-79-8	

REPORT OF LABORATORY ANALYSIS

This report shall not be reproduced, except in full,
without the written consent of Pace Analytical Services, LLC.

QUALITY CONTROL DATA

Project: AMEREN RUSH ISLAND ENERGY CTR

Pace Project No.: 60239078

QC Batch: 467763 Analysis Method: EPA 7470
 QC Batch Method: EPA 7470 Analysis Description: 7470 Mercury
 Associated Lab Samples: 60239078001, 60239078002, 60239078003, 60239078004, 60239078005, 60239078006, 60239078007, 60239078008, 60239078009, 60239078010, 60239078011

METHOD BLANK: 1914533 Matrix: Water
 Associated Lab Samples: 60239078001, 60239078002, 60239078003, 60239078004, 60239078005, 60239078006, 60239078007, 60239078008, 60239078009, 60239078010, 60239078011

Parameter	Units	Blank Result	Reporting Limit	MDL	Analyzed	Qualifiers
Mercury	ug/L	<0.046	0.20	0.046	03/07/17 13:57	

LABORATORY CONTROL SAMPLE: 1914534

Parameter	Units	Spike Conc.	LCS Result	LCS % Rec	% Rec Limits	Qualifiers
Mercury	ug/L	5	5.0	101	80-120	

MATRIX SPIKE & MATRIX SPIKE DUPLICATE: 1914535 1914536

Parameter	Units	60239078005 Result	MS Spike Conc.	MSD Spike Conc.	MS Result	MSD Result	MS % Rec	MSD % Rec	% Rec Limits	RPD	Max RPD	Qual
Mercury	ug/L	<0.046	5	5	5.3	5.2	105	103	75-125	2	20	

Results presented on this page are in the units indicated by the "Units" column except where an alternate unit is presented to the right of the result.

REPORT OF LABORATORY ANALYSIS

This report shall not be reproduced, except in full,
without the written consent of Pace Analytical Services, LLC.

QUALITY CONTROL DATA

Project: AMEREN RUSH ISLAND ENERGY CTR

Pace Project No.: 60239078

QC Batch:	467818	Analysis Method:	EPA 200.7
QC Batch Method:	EPA 200.7	Analysis Description:	200.7 Metals, Total
Associated Lab Samples:	60239078001, 60239078002, 60239078003, 60239078004, 60239078005, 60239078006, 60239078007, 60239078008, 60239078009, 60239078010, 60239078011		

METHOD BLANK:	1914780	Matrix:	Water
Associated Lab Samples:	60239078001, 60239078002, 60239078003, 60239078004, 60239078005, 60239078006, 60239078007, 60239078008, 60239078009, 60239078010, 60239078011		

Parameter	Units	Blank Result	Reporting Limit	MDL	Analyzed	Qualifiers
Barium	ug/L	<0.91	5.0	0.91	03/09/17 12:12	
Beryllium	ug/L	0.35J	1.0	0.16	03/09/17 12:12	
Boron	ug/L	<3.5	100	3.5	03/09/17 12:12	
Calcium	ug/L	<36.0	100	36.0	03/09/17 12:12	
Cobalt	ug/L	<0.73	5.0	0.73	03/09/17 12:12	
Lead	ug/L	<2.4	5.0	2.4	03/09/17 12:12	
Lithium	ug/L	<2.9	10.0	2.9	03/09/17 12:12	
Molybdenum	ug/L	<1.3	20.0	1.3	03/09/17 12:12	

LABORATORY CONTROL SAMPLE: 1914781

Parameter	Units	Spike Conc.	LCS Result	LCS % Rec	% Rec Limits	Qualifiers
Barium	ug/L	1000	1040	104	85-115	
Beryllium	ug/L	1000	1020	102	85-115	
Boron	ug/L	1000	1020	102	85-115	
Calcium	ug/L	10000	9790	98	85-115	
Cobalt	ug/L	1000	1050	105	85-115	
Lead	ug/L	1000	986	99	85-115	
Lithium	ug/L	1000	1060	106	85-115	
Molybdenum	ug/L	1000	1080	108	85-115	

MATRIX SPIKE & MATRIX SPIKE DUPLICATE: 1914782 1914783

Parameter	Units	60239003003		1914782		1914783		% Rec	MSD	% Rec	MSD	% Rec	MSD	% Rec	Limits	RPD	Max RPD	Qual
		MS Result	MSD Spike Conc.	MS Result	MSD Spike Conc.	MS Result	MSD Result											
Barium	ug/L	303	1000	1000	1360	1350	106	105	70-130	1	20							
Beryllium	ug/L	<0.16	1000	1000	1050	1040	105	104	70-130	1	20							
Boron	ug/L	132	1000	1000	1220	1220	109	108	70-130	0	20							
Calcium	ug/L	186000	10000	10000	193000	194000	68	74	70-130	0	20	M1						
Cobalt	ug/L	3.3J	1000	1000	1040	1040	104	104	70-130	0	20							
Lead	ug/L	<2.4	1000	1000	977	977	98	98	70-130	0	20							
Lithium	ug/L	54.3	1000	1000	1160	1150	111	110	70-130	1	20							
Molybdenum	ug/L	<1.3	1000	1000	1120	1120	112	112	70-130	0	20							

Results presented on this page are in the units indicated by the "Units" column except where an alternate unit is presented to the right of the result.

REPORT OF LABORATORY ANALYSIS

This report shall not be reproduced, except in full, without the written consent of Pace Analytical Services, LLC.

QUALITY CONTROL DATA

Project: AMEREN RUSH ISLAND ENERGY CTR

Pace Project No.: 60239078

Parameter	Units	1914784		1914785		MS Result	MSD Result	MS % Rec	MSD % Rec	% Rec Limits	Max RPD	Qual
		60239078005 Result	MS Spike Conc.	MSD Spike Conc.	MS Result							
Barium	ug/L	384	1000	1000	1450	1450	107	106	70-130	0	20	
Beryllium	ug/L	0.20J	1000	1000	1050	1050	105	105	70-130	0	20	
Boron	ug/L	101	1000	1000	1170	1170	107	106	70-130	0	20	
Calcium	ug/L	122000	10000	10000	133000	132000	104	98	70-130	0	20	
Cobalt	ug/L	<0.73	1000	1000	1060	1050	106	105	70-130	1	20	
Lead	ug/L	3.0J	1000	1000	995	984	99	98	70-130	1	20	
Lithium	ug/L	5.0J	1000	1000	1120	1110	111	111	70-130	0	20	
Molybdenum	ug/L	<1.3	1000	1000	1130	1120	113	112	70-130	1	20	

Results presented on this page are in the units indicated by the "Units" column except where an alternate unit is presented to the right of the result.

REPORT OF LABORATORY ANALYSIS

This report shall not be reproduced, except in full,
without the written consent of Pace Analytical Services, LLC.

QUALITY CONTROL DATA

Project: AMEREN RUSH ISLAND ENERGY CTR
Pace Project No.: 60239078

QC Batch: 467819 Analysis Method: EPA 200.8
QC Batch Method: EPA 200.8 Analysis Description: 200.8 MET
Associated Lab Samples: 60239078001, 60239078002, 60239078003, 60239078004, 60239078005, 60239078006, 60239078007, 60239078008, 60239078009, 60239078010, 60239078011

METHOD BLANK: 1914787 Matrix: Water
Associated Lab Samples: 60239078001, 60239078002, 60239078003, 60239078004, 60239078005, 60239078006, 60239078007, 60239078008, 60239078009, 60239078010, 60239078011

Parameter	Units	Blank Result	Reporting Limit	MDL	Analyzed	Qualifiers
Antimony	ug/L	<0.026	1.0	0.026	03/09/17 12:27	
Arsenic	ug/L	0.078J	1.0	0.052	03/09/17 12:27	
Cadmium	ug/L	<0.018	0.50	0.018	03/09/17 12:27	
Chromium	ug/L	0.14J	1.0	0.054	03/09/17 12:27	
Selenium	ug/L	<0.086	1.0	0.086	03/09/17 12:27	
Thallium	ug/L	<0.036	1.0	0.036	03/09/17 12:27	

LABORATORY CONTROL SAMPLE: 1914788

Parameter	Units	Spike Conc.	LCS Result	LCS % Rec	% Rec Limits	Qualifiers
Antimony	ug/L	40	39.0	98	85-115	
Arsenic	ug/L	40	39.2	98	85-115	
Cadmium	ug/L	40	39.1	98	85-115	
Chromium	ug/L	40	40.2	100	85-115	
Selenium	ug/L	40	37.4	93	85-115	
Thallium	ug/L	40	37.3	93	85-115	

MATRIX SPIKE & MATRIX SPIKE DUPLICATE: 1914789 1914790

Parameter	Units	60239003003 Result	MS		MSD		MS % Rec	MSD % Rec	% Rec Limits	RPD	Max RPD	Qual
			Spike Conc.	MS Result	MSD Spike Conc.	MSD Result						
Antimony	ug/L	0.055J	40	39.8	40	40.2	99	100	70-130	1	20	
Arsenic	ug/L	7.5	40	47.5	40	47.8	100	101	70-130	1	20	
Cadmium	ug/L	0.048J	40	38.5	40	39.4	96	98	70-130	2	20	
Chromium	ug/L	0.59J	40	40.8	40	41.6	101	103	70-130	2	20	
Selenium	ug/L	<0.086	40	36.0	40	36.8	90	92	70-130	2	20	
Thallium	ug/L	<0.036	40	37.8	40	38.4	95	96	70-130	1	20	

MATRIX SPIKE & MATRIX SPIKE DUPLICATE: 1914791 1914792

Parameter	Units	60239078005 Result	MS		MSD		MS % Rec	MSD % Rec	% Rec Limits	RPD	Max RPD	Qual
			Spike Conc.	MS Result	MSD Spike Conc.	MSD Result						
Antimony	ug/L	<0.026	40	40.0	40	39.9	100	100	70-130	0	20	
Arsenic	ug/L	4.8	40	44.7	40	44.4	100	99	70-130	1	20	
Cadmium	ug/L	<0.018	40	39.8	40	39.5	100	99	70-130	1	20	

Results presented on this page are in the units indicated by the "Units" column except where an alternate unit is presented to the right of the result.

REPORT OF LABORATORY ANALYSIS

This report shall not be reproduced, except in full,
without the written consent of Pace Analytical Services, LLC.

QUALITY CONTROL DATA

Project: AMEREN RUSH ISLAND ENERGY CTR

Pace Project No.: 60239078

Parameter	Units	60239078005		1914791		1914792		% Rec	% Rec	% Rec	Limits	RPD	Max RPD	Qual
		Result	MS Spike Conc.	MSD Spike Conc.	MS Result	MSD Result	MS % Rec							
Chromium	ug/L	0.58J	40	40	43.7	44.2	108	109	70-130	1	20			
Selenium	ug/L	<0.086	40	40	37.2	36.3	93	91	70-130	3	20			
Thallium	ug/L	<0.036	40	40	38.5	38.1	96	95	70-130	1	20			

Results presented on this page are in the units indicated by the "Units" column except where an alternate unit is presented to the right of the result.

REPORT OF LABORATORY ANALYSIS

This report shall not be reproduced, except in full,
without the written consent of Pace Analytical Services, LLC.

QUALITY CONTROL DATA

Project: AMEREN RUSH ISLAND ENERGY CTR

Pace Project No.: 60239078

QC Batch: 467844

Analysis Method: SM 2540C

QC Batch Method: SM 2540C

Analysis Description: 2540C Total Dissolved Solids

Associated Lab Samples: 60239078001, 60239078002, 60239078003, 60239078004, 60239078005, 60239078006, 60239078007, 60239078008, 60239078009, 60239078010, 60239078011

METHOD BLANK: 1914883

Matrix: Water

Associated Lab Samples: 60239078001, 60239078002, 60239078003, 60239078004, 60239078005, 60239078006, 60239078007, 60239078008, 60239078009, 60239078010, 60239078011

Parameter	Units	Blank Result	Reporting Limit	MDL	Analyzed	Qualifiers
Total Dissolved Solids	mg/L	<5.0	5.0	5.0	03/07/17 15:39	

LABORATORY CONTROL SAMPLE: 1914884

Parameter	Units	Spike Conc.	LCS Result	LCS % Rec	% Rec Limits	Qualifiers
Total Dissolved Solids	mg/L	1000	966	97	80-120	

SAMPLE DUPLICATE: 1914885

Parameter	Units	60239078005 Result	Dup Result	RPD	Max RPD	Qualifiers
Total Dissolved Solids	mg/L	376	399	6	10	

SAMPLE DUPLICATE: 1914886

Parameter	Units	60239078010 Result	Dup Result	RPD	Max RPD	Qualifiers
Total Dissolved Solids	mg/L	360	353	2	10	

Results presented on this page are in the units indicated by the "Units" column except where an alternate unit is presented to the right of the result.

REPORT OF LABORATORY ANALYSIS

This report shall not be reproduced, except in full,
without the written consent of Pace Analytical Services, LLC.

QUALITY CONTROL DATA

Project: AMEREN RUSH ISLAND ENERGY CTR

Pace Project No.: 60239078

QC Batch: 468396 Analysis Method: SM 4500-H+B

QC Batch Method: SM 4500-H+B Analysis Description: 4500H+B pH

Associated Lab Samples: 60239078001, 60239078002, 60239078003, 60239078008, 60239078009, 60239078010, 60239078011

SAMPLE DUPLICATE: 1917819

Parameter	Units	60238916002 Result	Dup Result	RPD	Max RPD	Qualifiers
pH at 25 Degrees C	Std. Units	11.8	11.8	0	5	H6

Results presented on this page are in the units indicated by the "Units" column except where an alternate unit is presented to the right of the result.

REPORT OF LABORATORY ANALYSIS

This report shall not be reproduced, except in full,
without the written consent of Pace Analytical Services, LLC.

QUALITY CONTROL DATA

Project: AMEREN RUSH ISLAND ENERGY CTR

Pace Project No.: 60239078

QC Batch: 468398 Analysis Method: SM 4500-H+B

QC Batch Method: SM 4500-H+B Analysis Description: 4500H+B pH

Associated Lab Samples: 60239078004, 60239078005, 60239078006, 60239078007

SAMPLE DUPLICATE: 1917822

Parameter	Units	60239078005 Result	Dup Result	RPD	Max RPD	Qualifiers
pH at 25 Degrees C	Std. Units	7.0	7.0	0	5	H6

SAMPLE DUPLICATE: 1917823

Parameter	Units	60239186002 Result	Dup Result	RPD	Max RPD	Qualifiers
pH at 25 Degrees C	Std. Units	6.3	6.3	0	5	H6

Results presented on this page are in the units indicated by the "Units" column except where an alternate unit is presented to the right of the result.

REPORT OF LABORATORY ANALYSIS

This report shall not be reproduced, except in full,
without the written consent of Pace Analytical Services, LLC.

QUALITY CONTROL DATA

Project: AMEREN RUSH ISLAND ENERGY CTR

Pace Project No.: 60239078

QC Batch:	467871	Analysis Method:	EPA 300.0
QC Batch Method:	EPA 300.0	Analysis Description:	300.0 IC Anions
Associated Lab Samples:	60239078001, 60239078002, 60239078003, 60239078004, 60239078005, 60239078006, 60239078007, 60239078008, 60239078009, 60239078010, 60239078011		

METHOD BLANK:	1914971	Matrix:	Water
Associated Lab Samples:	60239078001, 60239078002, 60239078003, 60239078004, 60239078005, 60239078006, 60239078007, 60239078008, 60239078009, 60239078010, 60239078011		

Parameter	Units	Blank Result	Reporting Limit	MDL	Analyzed	Qualifiers
Chloride	mg/L	<0.50	1.0	0.50	03/10/17 08:59	
Fluoride	mg/L	<0.10	0.20	0.10	03/10/17 08:59	
Sulfate	mg/L	<0.50	1.0	0.50	03/10/17 08:59	

LABORATORY CONTROL SAMPLE: 1914972

Parameter	Units	Spike Conc.	LCS Result	LCS % Rec	% Rec Limits	Qualifiers
Chloride	mg/L	5	5.2	105	90-110	
Fluoride	mg/L	2.5	2.7	109	90-110	
Sulfate	mg/L	5	5.2	104	90-110	

MATRIX SPIKE SAMPLE: 1914973

Parameter	Units	60239078005 Result	Spike Conc.	MS Result	MS % Rec	% Rec Limits	Qualifiers
Chloride	mg/L	3.5	5	8.9	108	80-120	
Fluoride	mg/L	0.14J	2.5	2.9	112	80-120	
Sulfate	mg/L	4.0	5	9.5	111	80-120	

MATRIX SPIKE SAMPLE: 1914974

Parameter	Units	60239003003 Result	Spike Conc.	MS Result	MS % Rec	% Rec Limits	Qualifiers
Sulfate	mg/L	71.8	25	99.7	111	80-120	

Results presented on this page are in the units indicated by the "Units" column except where an alternate unit is presented to the right of the result.

REPORT OF LABORATORY ANALYSIS

This report shall not be reproduced, except in full,
without the written consent of Pace Analytical Services, LLC.

ANALYTICAL RESULTS - RADIOCHEMISTRY

Project: AMEREN RUSH ISLAND ENERGY CTR

Pace Project No.: 60239078

Sample: R-MW-1 **Lab ID: 60239078001** Collected: 03/06/17 09:33 Received: 03/07/17 05:15 Matrix: Water
PWS: Site ID: Sample Type:

Parameters	Method	Act ± Unc (MDC) Carr Trac	Units	Analyzed	CAS No.	Qual
Radium-226	EPA 903.1	0.184 ± 0.419 (0.676) C:NA T:82%	pCi/L	03/25/17 12:59	13982-63-3	
Radium-228	EPA 904.0	0.259 ± 0.516 (1.13) C:66% T:77%	pCi/L	03/24/17 12:15	15262-20-1	

REPORT OF LABORATORY ANALYSIS

This report shall not be reproduced, except in full,
without the written consent of Pace Analytical Services, LLC.

ANALYTICAL RESULTS - RADIOCHEMISTRY

Project: AMEREN RUSH ISLAND ENERGY CTR

Pace Project No.: 60239078

Sample: R-MW-2 **Lab ID: 60239078002** Collected: 03/06/17 10:31 Received: 03/07/17 05:15 Matrix: Water
PWS: Site ID: Sample Type:

Parameters	Method	Act ± Unc (MDC) Carr Trac	Units	Analyzed	CAS No.	Qual
Radium-226	EPA 903.1	0.200 ± 0.458 (0.271) C:NA T:85%	pCi/L	03/25/17 12:59	13982-63-3	
Radium-228	EPA 904.0	0.637 ± 0.468 (0.909) C:68% T:75%	pCi/L	03/24/17 12:19	15262-20-1	

REPORT OF LABORATORY ANALYSIS

This report shall not be reproduced, except in full,
without the written consent of Pace Analytical Services, LLC.

ANALYTICAL RESULTS - RADIOCHEMISTRY

Project: AMEREN RUSH ISLAND ENERGY CTR

Pace Project No.: 60239078

Sample: R-MW-3 **Lab ID: 60239078003** Collected: 03/06/17 11:25 Received: 03/07/17 05:15 Matrix: Water
PWS: Site ID: Sample Type:

Parameters	Method	Act ± Unc (MDC) Carr Trac	Units	Analyzed	CAS No.	Qual
Radium-226	EPA 903.1	0.000 ± 0.351 (0.566) C:NA T:95%	pCi/L	03/25/17 12:48	13982-63-3	
Radium-228	EPA 904.0	0.697 ± 0.475 (0.913) C:65% T:80%	pCi/L	03/24/17 12:16	15262-20-1	

REPORT OF LABORATORY ANALYSIS

This report shall not be reproduced, except in full,
without the written consent of Pace Analytical Services, LLC.

ANALYTICAL RESULTS - RADIOCHEMISTRY

Project: AMEREN RUSH ISLAND ENERGY CTR

Pace Project No.: 60239078

Sample: R-MW-4 **Lab ID: 60239078004** Collected: 03/06/17 12:31 Received: 03/07/17 05:15 Matrix: Water
PWS: Site ID: Sample Type:

Parameters	Method	Act ± Unc (MDC) Carr Trac	Units	Analyzed	CAS No.	Qual
Radium-226	EPA 903.1	0.249 ± 0.379 (0.610) C:NA T:89%	pCi/L	03/25/17 12:48	13982-63-3	
Radium-228	EPA 904.0	0.276 ± 0.367 (0.782) C:67% T:84%	pCi/L	03/24/17 12:16	15262-20-1	

REPORT OF LABORATORY ANALYSIS

This report shall not be reproduced, except in full,
without the written consent of Pace Analytical Services, LLC.

ANALYTICAL RESULTS - RADIOCHEMISTRY

Project: AMEREN RUSH ISLAND ENERGY CTR

Pace Project No.: 60239078

Sample: R-MW-5 **Lab ID: 60239078005** Collected: 03/06/17 13:33 Received: 03/07/17 05:15 Matrix: Water
PWS: Site ID: Sample Type:

Parameters	Method	Act ± Unc (MDC) Carr Trac	Units	Analyzed	CAS No.	Qual
Radium-226	EPA 903.1	0.150 ± 0.361 (0.698) C:NA T:98%	pCi/L	03/25/17 12:48	13982-63-3	
Radium-228	EPA 904.0	0.459 ± 0.416 (0.847) C:69% T:86%	pCi/L	03/24/17 12:16	15262-20-1	

REPORT OF LABORATORY ANALYSIS

This report shall not be reproduced, except in full,
without the written consent of Pace Analytical Services, LLC.

ANALYTICAL RESULTS - RADIOCHEMISTRY

Project: AMEREN RUSH ISLAND ENERGY CTR

Pace Project No.: 60239078

Sample: R-MW-6 **Lab ID: 60239078006** Collected: 03/06/17 13:15 Received: 03/07/17 05:15 Matrix: Water
PWS: Site ID: Sample Type:

Parameters	Method	Act ± Unc (MDC) Carr Trac	Units	Analyzed	CAS No.	Qual
Radium-226	EPA 903.1	0.423 ± 0.389 (0.229) C:NA T:89%	pCi/L	03/25/17 13:04	13982-63-3	
Radium-228	EPA 904.0	0.590 ± 0.424 (0.821) C:65% T:86%	pCi/L	03/24/17 12:16	15262-20-1	

REPORT OF LABORATORY ANALYSIS

This report shall not be reproduced, except in full,
without the written consent of Pace Analytical Services, LLC.

ANALYTICAL RESULTS - RADIOCHEMISTRY

Project: AMEREN RUSH ISLAND ENERGY CTR

Pace Project No.: 60239078

Sample: R-MW-7 **Lab ID: 60239078007** Collected: 03/06/17 12:30 Received: 03/07/17 05:15 Matrix: Water
PWS: Site ID: Sample Type:

Parameters	Method	Act ± Unc (MDC) Carr Trac	Units	Analyzed	CAS No.	Qual
Radium-226	EPA 903.1	0.332 ± 0.462 (0.772) C:NA T:92%	pCi/L	03/25/17 13:10	13982-63-3	
Radium-228	EPA 904.0	0.255 ± 0.383 (0.826) C:66% T:82%	pCi/L	03/24/17 12:16	15262-20-1	

REPORT OF LABORATORY ANALYSIS

This report shall not be reproduced, except in full,
without the written consent of Pace Analytical Services, LLC.

ANALYTICAL RESULTS - RADIOCHEMISTRY

Project: AMEREN RUSH ISLAND ENERGY CTR

Pace Project No.: 60239078

Sample: R-MW-B1 **Lab ID: 60239078008** Collected: 03/06/17 11:35 Received: 03/07/17 05:15 Matrix: Water
PWS: Site ID: Sample Type:

Parameters	Method	Act ± Unc (MDC) Carr Trac	Units	Analyzed	CAS No.	Qual
Radium-226	EPA 903.1	-0.084 ± 0.383 (0.904) C:NA T:88%	pCi/L	03/25/17 13:04	13982-63-3	
Radium-228	EPA 904.0	0.728 ± 0.457 (0.855) C:65% T:82%	pCi/L	03/24/17 12:16	15262-20-1	

REPORT OF LABORATORY ANALYSIS

This report shall not be reproduced, except in full,
without the written consent of Pace Analytical Services, LLC.

ANALYTICAL RESULTS - RADIOCHEMISTRY

Project: AMEREN RUSH ISLAND ENERGY CTR

Pace Project No.: 60239078

Sample: R-MW-B2 **Lab ID: 60239078009** Collected: 03/06/17 10:50 Received: 03/07/17 05:15 Matrix: Water
PWS: Site ID: Sample Type:

Parameters	Method	Act ± Unc (MDC) Carr Trac	Units	Analyzed	CAS No.	Qual
Radium-226	EPA 903.1	0.418 ± 0.436 (0.615) C:NA T:92%	pCi/L	03/25/17 13:04	13982-63-3	
Radium-228	EPA 904.0	0.404 ± 0.414 (0.854) C:64% T:82%	pCi/L	03/24/17 12:16	15262-20-1	

REPORT OF LABORATORY ANALYSIS

This report shall not be reproduced, except in full,
without the written consent of Pace Analytical Services, LLC.

ANALYTICAL RESULTS - RADIOCHEMISTRY

Project: AMEREN RUSH ISLAND ENERGY CTR

Pace Project No.: 60239078

Sample: R-DUP-1 **Lab ID: 60239078010** Collected: 03/06/17 08:00 Received: 03/07/17 05:15 Matrix: Water
PWS: Site ID: Sample Type:

Parameters	Method	Act ± Unc (MDC) Carr Trac	Units	Analyzed	CAS No.	Qual
Radium-226	EPA 903.1	0.265 ± 0.521 (0.935) C:NA T:93%	pCi/L	03/27/17 11:17	13982-63-3	
Radium-228	EPA 904.0	0.104 ± 0.348 (0.783) C:72% T:91%	pCi/L	03/24/17 12:17	15262-20-1	

REPORT OF LABORATORY ANALYSIS

This report shall not be reproduced, except in full,
without the written consent of Pace Analytical Services, LLC.

ANALYTICAL RESULTS - RADIOCHEMISTRY

Project: AMEREN RUSH ISLAND ENERGY CTR

Pace Project No.: 60239078

Sample: R-FB-1 **Lab ID: 60239078011** Collected: 03/06/17 12:20 Received: 03/07/17 05:15 Matrix: Water
PWS: Site ID: Sample Type:

Parameters	Method	Act ± Unc (MDC) Carr Trac	Units	Analyzed	CAS No.	Qual
Radium-226	EPA 903.1	0.000 ± 0.327 (0.665) C:NA T:85%	pCi/L	03/27/17 11:17	13982-63-3	
Radium-228	EPA 904.0	0.505 ± 0.379 (0.741) C:74% T:82%	pCi/L	03/24/17 12:17	15262-20-1	

REPORT OF LABORATORY ANALYSIS

This report shall not be reproduced, except in full,
without the written consent of Pace Analytical Services, LLC.

ANALYTICAL RESULTS - RADIOCHEMISTRY

Project: AMEREN RUSH ISLAND ENERGY CTR

Pace Project No.: 60239078

Sample: R-MW-5 MS **Lab ID: 60239078012** Collected: 03/06/17 13:33 Received: 03/07/17 05:15 Matrix: Water
PWS: Site ID: Sample Type:

Parameters	Method	Act ± Unc (MDC) Carr Trac	Units	Analyzed	CAS No.	Qual
Radium-226	EPA 903.1	93.20%REC ± NA (NA)	pCi/L	03/25/17 13:04	13982-63-3	
Radium-228	EPA 904.0	90.79 %REC ± NA (NA) C:NA T:NA	pCi/L	03/24/17 12:17	15262-20-1	

REPORT OF LABORATORY ANALYSIS

This report shall not be reproduced, except in full,
without the written consent of Pace Analytical Services, LLC.

ANALYTICAL RESULTS - RADIOCHEMISTRY

Project: AMEREN RUSH ISLAND ENERGY CTR

Pace Project No.: 60239078

Sample: R-MW-5 MSD **Lab ID: 60239078013** Collected: 03/06/17 13:33 Received: 03/07/17 05:15 Matrix: Water
PWS: Site ID: Sample Type:

Parameters	Method	Act ± Unc (MDC) Carr Trac	Units	Analyzed	CAS No.	Qual
Radium-226	EPA 903.1	103.7%REC 10.70RPD ± NA (NA)	pCi/L	03/25/17 13:04	13982-63-3	
Radium-228	EPA 904.0	103.59 %REC 13.17 RPD ± NA (NA) C:NA T:NA	pCi/L	03/24/17 12:17	15262-20-1	

REPORT OF LABORATORY ANALYSIS

This report shall not be reproduced, except in full,
without the written consent of Pace Analytical Services, LLC.

QUALITY CONTROL - RADIOCHEMISTRY

Project: AMEREN RUSH ISLAND ENERGY CTR

Pace Project No.: 60239078

QC Batch:	252566	Analysis Method:	EPA 903.1
QC Batch Method:	EPA 903.1	Analysis Description:	903.1 Radium-226
Associated Lab Samples:	60239078001, 60239078002, 60239078003, 60239078004, 60239078005, 60239078006, 60239078007, 60239078008, 60239078009, 60239078012, 60239078013		

METHOD BLANK:	1242498	Matrix:	Water
Associated Lab Samples:	60239078001, 60239078002, 60239078003, 60239078004, 60239078005, 60239078006, 60239078007, 60239078008, 60239078009, 60239078012, 60239078013		

Parameter	Act ± Unc (MDC) Carr Trac	Units	Analyzed	Qualifiers
Radium-226	0.0806 ± 0.368 (0.748) C:NA T:93%	pCi/L	03/25/17 12:13	

Results presented on this page are in the units indicated by the "Units" column except where an alternate unit is presented to the right of the result.

REPORT OF LABORATORY ANALYSIS

This report shall not be reproduced, except in full,
without the written consent of Pace Analytical Services, LLC.

QUALITY CONTROL - RADIOCHEMISTRY

Project: AMEREN RUSH ISLAND ENERGY CTR

Pace Project No.: 60239078

QC Batch:	252577	Analysis Method:	EPA 904.0
QC Batch Method:	EPA 904.0	Analysis Description:	904.0 Radium 228
Associated Lab Samples:	60239078001, 60239078002, 60239078003, 60239078004, 60239078005, 60239078006, 60239078007, 60239078008, 60239078009, 60239078012, 60239078013		

METHOD BLANK:	1242514	Matrix:	Water
Associated Lab Samples:	60239078001, 60239078002, 60239078003, 60239078004, 60239078005, 60239078006, 60239078007, 60239078008, 60239078009, 60239078012, 60239078013		

Parameter	Act ± Unc (MDC) Carr Trac	Units	Analyzed	Qualifiers
Radium-228	0.270 ± 0.368 (0.788) C:75% T:80%	pCi/L	03/24/17 12:14	

Results presented on this page are in the units indicated by the "Units" column except where an alternate unit is presented to the right of the result.

REPORT OF LABORATORY ANALYSIS

This report shall not be reproduced, except in full,
without the written consent of Pace Analytical Services, LLC.

QUALITY CONTROL - RADIOCHEMISTRY

Project: AMEREN RUSH ISLAND ENERGY CTR

Pace Project No.: 60239078

QC Batch: 252567 Analysis Method: EPA 903.1

QC Batch Method: EPA 903.1 Analysis Description: 903.1 Radium-226

Associated Lab Samples: 60239078010, 60239078011

METHOD BLANK: 1242499 Matrix: Water

Associated Lab Samples: 60239078010, 60239078011

Parameter	Act ± Unc (MDC) Carr Trac	Units	Analyzed	Qualifiers
Radium-226	0.124 ± 0.283 (0.168) C:NA T:93%	pCi/L	03/27/17 11:17	

Results presented on this page are in the units indicated by the "Units" column except where an alternate unit is presented to the right of the result.

REPORT OF LABORATORY ANALYSIS

This report shall not be reproduced, except in full,
without the written consent of Pace Analytical Services, LLC.

QUALITY CONTROL - RADIOCHEMISTRY

Project: AMEREN RUSH ISLAND ENERGY CTR

Pace Project No.: 60239078

QC Batch: 252580

Analysis Method: EPA 904.0

QC Batch Method: EPA 904.0

Analysis Description: 904.0 Radium 228

Associated Lab Samples: 60239078010, 60239078011

METHOD BLANK: 1242515

Matrix: Water

Associated Lab Samples: 60239078010, 60239078011

Parameter	Act ± Unc (MDC) Carr Trac	Units	Analyzed	Qualifiers
Radium-228	0.380 ± 0.414 (0.859) C:66% T:69%	pCi/L	03/24/17 12:11	

Results presented on this page are in the units indicated by the "Units" column except where an alternate unit is presented to the right of the result.

REPORT OF LABORATORY ANALYSIS

This report shall not be reproduced, except in full,
without the written consent of Pace Analytical Services, LLC.

QUALIFIERS

Project: AMEREN RUSH ISLAND ENERGY CTR

Pace Project No.: 60239078

DEFINITIONS

DF - Dilution Factor, if reported, represents the factor applied to the reported data due to dilution of the sample aliquot.

ND - Not Detected at or above adjusted reporting limit.

J - Estimated concentration above the adjusted method detection limit and below the adjusted reporting limit.

MDL - Adjusted Method Detection Limit.

PQL - Practical Quantitation Limit.

RL - Reporting Limit.

S - Surrogate

1,2-Diphenylhydrazine decomposes to and cannot be separated from Azobenzene using Method 8270. The result for each analyte is a combined concentration.

Consistent with EPA guidelines, unrounded data are displayed and have been used to calculate % recovery and RPD values.

LCS(D) - Laboratory Control Sample (Duplicate)

MS(D) - Matrix Spike (Duplicate)

DUP - Sample Duplicate

RPD - Relative Percent Difference

NC - Not Calculable.

SG - Silica Gel - Clean-Up

U - Indicates the compound was analyzed for, but not detected.

N-Nitrosodiphenylamine decomposes and cannot be separated from Diphenylamine using Method 8270. The result reported for each analyte is a combined concentration.

Act - Activity

Unc - Uncertainty: SDWA = 1.96 sigma count uncertainty, all other matrices = Expanded Uncertainty (95% confidence interval).

Gamma Spec = Expanded Uncertainty (95.4% Confidence Interval)

(MDC) - Minimum Detectable Concentration

Trac - Tracer Recovery (%)

Carr - Carrier Recovery (%)

Pace Analytical is TNI accredited. Contact your Pace PM for the current list of accredited analytes.

TNI - The NELAC Institute.

LABORATORIES

PASI-K Pace Analytical Services - Kansas City

PASI-PA Pace Analytical Services - Greensburg

ANALYTE QUALIFIERS

B Analyte was detected in the associated method blank.

H6 Analysis initiated outside of the 15 minute EPA required holding time.

M1 Matrix spike recovery exceeded QC limits. Batch accepted based on laboratory control sample (LCS) recovery.

REPORT OF LABORATORY ANALYSIS

This report shall not be reproduced, except in full,
without the written consent of Pace Analytical Services, LLC.

QUALITY CONTROL DATA CROSS REFERENCE TABLE

Project: AMEREN RUSH ISLAND ENERGY CTR

Pace Project No.: 60239078

Lab ID	Sample ID	QC Batch Method	QC Batch	Analytical Method	Analytical Batch
60239078001	R-MW-1	EPA 200.7	467818	EPA 200.7	467884
60239078002	R-MW-2	EPA 200.7	467818	EPA 200.7	467884
60239078003	R-MW-3	EPA 200.7	467818	EPA 200.7	467884
60239078004	R-MW-4	EPA 200.7	467818	EPA 200.7	467884
60239078005	R-MW-5	EPA 200.7	467818	EPA 200.7	467884
60239078006	R-MW-6	EPA 200.7	467818	EPA 200.7	467884
60239078007	R-MW-7	EPA 200.7	467818	EPA 200.7	467884
60239078008	R-MW-B1	EPA 200.7	467818	EPA 200.7	467884
60239078009	R-MW-B2	EPA 200.7	467818	EPA 200.7	467884
60239078010	R-DUP-1	EPA 200.7	467818	EPA 200.7	467884
60239078011	R-FB-1	EPA 200.7	467818	EPA 200.7	467884
60239078001	R-MW-1	EPA 200.8	467819	EPA 200.8	467885
60239078002	R-MW-2	EPA 200.8	467819	EPA 200.8	467885
60239078003	R-MW-3	EPA 200.8	467819	EPA 200.8	467885
60239078004	R-MW-4	EPA 200.8	467819	EPA 200.8	467885
60239078005	R-MW-5	EPA 200.8	467819	EPA 200.8	467885
60239078006	R-MW-6	EPA 200.8	467819	EPA 200.8	467885
60239078007	R-MW-7	EPA 200.8	467819	EPA 200.8	467885
60239078008	R-MW-B1	EPA 200.8	467819	EPA 200.8	467885
60239078009	R-MW-B2	EPA 200.8	467819	EPA 200.8	467885
60239078010	R-DUP-1	EPA 200.8	467819	EPA 200.8	467885
60239078011	R-FB-1	EPA 200.8	467819	EPA 200.8	467885
60239078001	R-MW-1	EPA 7470	467763	EPA 7470	467771
60239078002	R-MW-2	EPA 7470	467763	EPA 7470	467771
60239078003	R-MW-3	EPA 7470	467763	EPA 7470	467771
60239078004	R-MW-4	EPA 7470	467763	EPA 7470	467771
60239078005	R-MW-5	EPA 7470	467763	EPA 7470	467771
60239078006	R-MW-6	EPA 7470	467763	EPA 7470	467771
60239078007	R-MW-7	EPA 7470	467763	EPA 7470	467771
60239078008	R-MW-B1	EPA 7470	467763	EPA 7470	467771
60239078009	R-MW-B2	EPA 7470	467763	EPA 7470	467771
60239078010	R-DUP-1	EPA 7470	467763	EPA 7470	467771
60239078011	R-FB-1	EPA 7470	467763	EPA 7470	467771
60239078001	R-MW-1	EPA 903.1	252566		
60239078002	R-MW-2	EPA 903.1	252566		
60239078003	R-MW-3	EPA 903.1	252566		
60239078004	R-MW-4	EPA 903.1	252566		
60239078005	R-MW-5	EPA 903.1	252566		
60239078006	R-MW-6	EPA 903.1	252566		
60239078007	R-MW-7	EPA 903.1	252566		
60239078008	R-MW-B1	EPA 903.1	252566		
60239078009	R-MW-B2	EPA 903.1	252566		
60239078010	R-DUP-1	EPA 903.1	252567		
60239078011	R-FB-1	EPA 903.1	252567		
60239078012	R-MW-5 MS	EPA 903.1	252566		
60239078013	R-MW-5 MSD	EPA 903.1	252566		

REPORT OF LABORATORY ANALYSIS

This report shall not be reproduced, except in full,
without the written consent of Pace Analytical Services, LLC.

QUALITY CONTROL DATA CROSS REFERENCE TABLE

Project: AMEREN RUSH ISLAND ENERGY CTR

Pace Project No.: 60239078

Lab ID	Sample ID	QC Batch Method	QC Batch	Analytical Method	Analytical Batch
60239078001	R-MW-1	EPA 904.0	252577		
60239078002	R-MW-2	EPA 904.0	252577		
60239078003	R-MW-3	EPA 904.0	252577		
60239078004	R-MW-4	EPA 904.0	252577		
60239078005	R-MW-5	EPA 904.0	252577		
60239078006	R-MW-6	EPA 904.0	252577		
60239078007	R-MW-7	EPA 904.0	252577		
60239078008	R-MW-B1	EPA 904.0	252577		
60239078009	R-MW-B2	EPA 904.0	252577		
60239078010	R-DUP-1	EPA 904.0	252580		
60239078011	R-FB-1	EPA 904.0	252580		
60239078012	R-MW-5 MS	EPA 904.0	252577		
60239078013	R-MW-5 MSD	EPA 904.0	252577		
60239078001	R-MW-1	SM 2540C	467844		
60239078002	R-MW-2	SM 2540C	467844		
60239078003	R-MW-3	SM 2540C	467844		
60239078004	R-MW-4	SM 2540C	467844		
60239078005	R-MW-5	SM 2540C	467844		
60239078006	R-MW-6	SM 2540C	467844		
60239078007	R-MW-7	SM 2540C	467844		
60239078008	R-MW-B1	SM 2540C	467844		
60239078009	R-MW-B2	SM 2540C	467844		
60239078010	R-DUP-1	SM 2540C	467844		
60239078011	R-FB-1	SM 2540C	467844		
60239078001	R-MW-1	SM 4500-H+B	468396		
60239078002	R-MW-2	SM 4500-H+B	468396		
60239078003	R-MW-3	SM 4500-H+B	468396		
60239078004	R-MW-4	SM 4500-H+B	468398		
60239078005	R-MW-5	SM 4500-H+B	468398		
60239078006	R-MW-6	SM 4500-H+B	468398		
60239078007	R-MW-7	SM 4500-H+B	468398		
60239078008	R-MW-B1	SM 4500-H+B	468396		
60239078009	R-MW-B2	SM 4500-H+B	468396		
60239078010	R-DUP-1	SM 4500-H+B	468396		
60239078011	R-FB-1	SM 4500-H+B	468396		
60239078001	R-MW-1	EPA 300.0	467871		
60239078002	R-MW-2	EPA 300.0	467871		
60239078003	R-MW-3	EPA 300.0	467871		
60239078004	R-MW-4	EPA 300.0	467871		
60239078005	R-MW-5	EPA 300.0	467871		
60239078006	R-MW-6	EPA 300.0	467871		
60239078007	R-MW-7	EPA 300.0	467871		
60239078008	R-MW-B1	EPA 300.0	467871		
60239078009	R-MW-B2	EPA 300.0	467871		
60239078010	R-DUP-1	EPA 300.0	467871		

REPORT OF LABORATORY ANALYSIS

This report shall not be reproduced, except in full,
without the written consent of Pace Analytical Services, LLC.

QUALITY CONTROL DATA CROSS REFERENCE TABLE

Project: AMEREN RUSH ISLAND ENERGY CTR

Pace Project No.: 60239078

Lab ID	Sample ID	QC Batch Method	QC Batch	Analytical Method	Analytical Batch
60239078011	R-FB-1	EPA 300.0	467871		

REPORT OF LABORATORY ANALYSIS

This report shall not be reproduced, except in full,
without the written consent of Pace Analytical Services, LLC.



Sample Condition Upon Receipt

WO#: 60239078



60239078

Client Name: Golder

Courier: FedEx UPS VIA Clay PEX ECI Pace Xroads Client Other

Tracking #: _____ Pace Shipping Label Used? Yes No

Custody Seal on Cooler/Box Present: Yes No Seals intact: Yes No

Packing Material: Bubble Wrap Bubble Bags Foam None Other

Thermometer Used: T-266 / T-239 Type of Ice: Wet Blue None

Cooler Temperature (°C): As-read 0.3/1.7/2.6 Corr. Factor CF +1.5 / CF +0.9 Corrected 1.2/1.3/2/4.1

Date and initials of person examining contents:

Temperature should be above freezing to 6°C

p 3/7/17

Chain of Custody present:	<input checked="" type="checkbox"/> Yes <input type="checkbox"/> No <input type="checkbox"/> N/A	
Chain of Custody relinquished:	<input type="checkbox"/> Yes <input type="checkbox"/> No <input type="checkbox"/> N/A	
Samples arrived within holding time:	<input checked="" type="checkbox"/> Yes <input type="checkbox"/> No <input type="checkbox"/> N/A	
Short Hold Time analyses (<72hr):	<input checked="" type="checkbox"/> Yes <input type="checkbox"/> No <input type="checkbox"/> N/A	<u>PH</u>
Rush Turn Around Time requested:	<input type="checkbox"/> Yes <input checked="" type="checkbox"/> No <input type="checkbox"/> N/A	
Sufficient volume:	<input checked="" type="checkbox"/> Yes <input type="checkbox"/> No <input type="checkbox"/> N/A	
Correct containers used:	<input checked="" type="checkbox"/> Yes <input type="checkbox"/> No <input type="checkbox"/> N/A	
Pace containers used:	<input checked="" type="checkbox"/> Yes <input type="checkbox"/> No <input type="checkbox"/> N/A	
Containers intact:	<input checked="" type="checkbox"/> Yes <input type="checkbox"/> No <input type="checkbox"/> N/A	
Unpreserved 5035A / TX1005/1006 soils frozen in 48hrs?	<input type="checkbox"/> Yes <input type="checkbox"/> No <input checked="" type="checkbox"/> N/A	
Filtered volume received for dissolved tests?	<input type="checkbox"/> Yes <input type="checkbox"/> No <input checked="" type="checkbox"/> N/A	
Sample labels match COC: Date / time / ID / analyses	<input checked="" type="checkbox"/> Yes <input type="checkbox"/> No <input type="checkbox"/> N/A	
Samples contain multiple phases? Matrix: <u>WT</u>	<input type="checkbox"/> Yes <input checked="" type="checkbox"/> No <input type="checkbox"/> N/A	
Containers requiring pH preservation in compliance? (HNO ₃ , H ₂ SO ₄ , HCl<2; NaOH>9 Sulfide, NaOH>10 Cyanide) (Exceptions: VOA, Micro, O&G, KS TPH, OK-DRO)	<input checked="" type="checkbox"/> Yes <input type="checkbox"/> No <input type="checkbox"/> N/A	
Cyanide water sample checks:	<input checked="" type="checkbox"/> N/A	
Lead acetate strip turns dark? (Record only)	<input type="checkbox"/> Yes <input type="checkbox"/> No	
Potassium iodide test strip turns blue/purple? (Preserve)	<input type="checkbox"/> Yes <input type="checkbox"/> No	
Trip Blank present:	<input type="checkbox"/> Yes <input type="checkbox"/> No <input checked="" type="checkbox"/> N/A	
Headspace in VOA vials (>6mm):	<input type="checkbox"/> Yes <input type="checkbox"/> No <input checked="" type="checkbox"/> N/A	
Samples from USDA Regulated Area: State:	<input type="checkbox"/> Yes <input type="checkbox"/> No <input checked="" type="checkbox"/> N/A	
Additional labels attached to 5035A / TX1005 vials in the field?	<input type="checkbox"/> Yes <input type="checkbox"/> No <input checked="" type="checkbox"/> N/A	

JLS

Client Notification/ Resolution: Copy COC to Client? Y / N Field Data Required? Y / N

Person Contacted: _____ Date/Time: _____

Comments/ Resolution: _____

Project Manager Review: Janni Chack _____ Date: 3/7/17

Project Manager Review: _____ Date: _____



CHAIN-OF-CUSTODY / Analytical Request Document

The Chain-of-Custody is a LEGAL DOCUMENT. All relevant fields must be completed accurately.

Page: | of |

Section A
Required Client Information:
 Company: Golder Associates
 Address: 820 South Main Street, Suite 100
 St Charles, MO 63301
 Email To: maddock@golder.com
 Phone: 636-724-9191 Fax: 636-724-9323
 Requested Due Date/TAT: Standard

Section B
Required Project Information:
 Report To: Mark Haddock (mhaddock@golder.com)
 Copy To: Jeffrey Ingram
 Purchase Order No.:
 Project Name: Ameren Rush Island Engery Center
 Project Number: 153-1406.0002A

Section C
Invoice Information:
 Attention:
 Company Name:
 Address:
 Pace Quote Reference:
 Pace Project Manager: Jamie Church
 Pace Profile #: 9285

REGULATORY AGENCY
 NPDES GROUND WATER DRINKING WATER
 UST RCRA OTHER _____

Site Location
 STATE: MO

ITEM #	Valid Matrix Codes MATRIX CODE DRINKING WATER DW WASTE WATER WW PRODUCT P SOLID S OIL O	COLLECTED		SAMPLE TYPE (G=GRAB C=COMP)	MATRIX CODE (see valid codes to left)	# OF CONTAINERS	Preservatives										Analysis Test Y/N	Requested Analysis Filtered (Y/N)	Residual Chlorine (Y/N)	Pace Project No./ Lab I.D.
		COMPOSITE START	COMPOSITE END/GRAB				H2SO4	HNO3	HCl	NaOH	Na2S2O3	Methanol	Other	Metals*	Chloride/Fluoride/Sulfate	TDS				
1	R-MW-1		3/6/17 0933	G	WT	4	Unpreserved												60239078	
2	R-MW-2		1631	G	WT	1													1835N 10 18 20 2 24 24 10 001	
3	R-MW-3		1125	G	WT	1													002	
4	R-MW-4		1231	G	WT	1													003	
5	R-MW-5		1333	G	WT	12													004	
6	R-MW-6		1315	G	WT	4													005	
7	R-MW-7		1230	G	WT	1													006	
8	R-MW-B1		1135	G	WT	1													007	
9	R-MW-B2		1050	G	WT	1													008	
10	R-DUP-1			G	WT	1													010	
11	R-FB-1		1220	G	WT	1													011	

ADDITIONAL COMMENTS
 *EPA 200.7: Ba, Be, B, Ca, Co, Pb, Li, Mo + EPA 7470A Hg
 EPA 200.8: Sb, As, Cd, Cr, Se, Tl

RELINQUISHED BY / AFFILIATION	DATE	TIME	ACCEPTED BY / AFFILIATION	DATE	TIME	SAMPLE CONDITIONS
<u>Mark Haddock</u>	<u>3/6/17</u>	<u>1615</u>	<u>Jeffrey Ingram</u>	<u>3/6/17</u>	<u>1615</u>	Received on Ice (Y/N) _____ Custody Sealed (Y/N) _____ Samples Intact (Y/N) _____
<u>Jeffrey Ingram</u>	<u>3/6/17</u>	<u>1700</u>	<u>Jeffrey Ingram</u>	<u>3/7/17</u>	<u>0575</u>	Temp in °C _____

SAMPLER NAME AND SIGNATURE
 PRINT Name of SAMPLER: Jeffrey Ingram
 SIGNATURE of SAMPLER: [Signature]
 DATE Signed (MM/DD/YYYY): 03/16/17

June 30, 2017

Mark Haddock
Golder Associates
820 S. Main St
Suite 100
Saint Charles, MO 63301

RE: Project: AMEREN RUSH ISLAND ENERGY CENT
Pace Project No.: 60246227

Dear Mark Haddock:

Enclosed are the analytical results for sample(s) received by the laboratory on June 10, 2017. The results relate only to the samples included in this report. Results reported herein conform to the most current, applicable TNI/NELAC standards and the laboratory's Quality Assurance Manual, where applicable, unless otherwise noted in the body of the report.

If you have any questions concerning this report, please feel free to contact me.

Sincerely,



Jamie Church
jamie.church@pacelabs.com
314-838-7223
Project Manager

Enclosures

cc: Jeffrey Ingram, Golder Associates
John Suozzi, Golder Associates



REPORT OF LABORATORY ANALYSIS

This report shall not be reproduced, except in full,
without the written consent of Pace Analytical Services, LLC.

CERTIFICATIONS

Project: AMEREN RUSH ISLAND ENERGY CENT

Pace Project No.: 60246227

Pennsylvania Certification IDs

1638 Roseytown Rd Suites 2,3&4, Greensburg, PA 15601

L-A-B DOD-ELAP Accreditation #: L2417

Alabama Certification #: 41590

Arizona Certification #: AZ0734

Arkansas Certification

California Certification #: 04222CA

Colorado Certification

Connecticut Certification #: PH-0694

Delaware Certification

Florida/TNI Certification #: E87683

Georgia Certification #: C040

Guam Certification

Hawaii Certification

Idaho Certification

Illinois Certification

Indiana Certification

Iowa Certification #: 391

Kansas/TNI Certification #: E-10358

Kentucky Certification #: 90133

Louisiana DHH/TNI Certification #: LA140008

Louisiana DEQ/TNI Certification #: 4086

Maine Certification #: PA00091

Maryland Certification #: 308

Massachusetts Certification #: M-PA1457

Michigan/PADEP Certification

Missouri Certification #: 235

Montana Certification #: Cert 0082

Nebraska Certification #: NE-05-29-14

Nevada Certification #: PA014572015-1

New Hampshire/TNI Certification #: 2976

New Jersey/TNI Certification #: PA 051

New Mexico Certification #: PA01457

New York/TNI Certification #: 10888

North Carolina Certification #: 42706

North Dakota Certification #: R-190

Oregon/TNI Certification #: PA200002

Pennsylvania/TNI Certification #: 65-00282

Puerto Rico Certification #: PA01457

Rhode Island Certification #: 65-00282

South Dakota Certification

Tennessee Certification #: TN2867

Texas/TNI Certification #: T104704188-14-8

Utah/TNI Certification #: PA014572015-5

USDA Soil Permit #: P330-14-00213

Vermont Dept. of Health: ID# VT-0282

Virgin Island/PADEP Certification

Virginia/VELAP Certification #: 460198

Washington Certification #: C868

West Virginia DEP Certification #: 143

West Virginia DHHR Certification #: 9964C

Wisconsin Certification

Wyoming Certification #: 8TMS-L

Kansas Certification IDs

9608 Loiret Boulevard, Lenexa, KS 66219

WY STR Certification #: 2456.01

Arkansas Certification #: 15-016-0

Illinois Certification #: 003097

Iowa Certification #: 118

Kansas/NELAP Certification #: E-10116

Louisiana Certification #: 03055

Nevada Certification #: KS000212008A

Oklahoma Certification #: 9205/9935

Texas Certification #: T104704407

Utah Certification #: KS00021

Kansas Field Laboratory Accreditation: # E-92587

Missouri Certification: 10070

REPORT OF LABORATORY ANALYSIS

This report shall not be reproduced, except in full,
without the written consent of Pace Analytical Services, LLC.

SAMPLE SUMMARY

Project: AMEREN RUSH ISLAND ENERGY CENT

Pace Project No.: 60246227

Lab ID	Sample ID	Matrix	Date Collected	Date Received
60246227001	R-MW-1	Water	06/08/17 09:30	06/10/17 03:20
60246227002	R-MW-2	Water	06/08/17 10:27	06/10/17 03:20
60246227003	R-MW-3	Water	06/08/17 11:25	06/10/17 03:20
60246227004	R-MW-4	Water	06/08/17 12:21	06/10/17 03:20
60246227005	R-MW-5	Water	06/08/17 14:50	06/10/17 03:20
60246227006	R-MW-6	Water	06/08/17 14:25	06/10/17 03:20
60246227007	R-MW-7	Water	06/08/17 13:40	06/10/17 03:20
60246227008	R-MW-B1	Water	06/08/17 13:00	06/10/17 03:20
60246227009	R-MW-B2	Water	06/08/17 11:12	06/10/17 03:20
60246227010	R-DUP-1	Water	06/08/17 08:00	06/10/17 03:20
60246227011	R-FB-1	Water	06/08/17 13:33	06/10/17 03:20
60246227012	R-MW-5 MS	Water	06/08/17 14:50	06/10/17 03:20
60246227013	R-MW-5 MSD	Water	06/08/17 14:50	06/10/17 03:20

REPORT OF LABORATORY ANALYSIS

This report shall not be reproduced, except in full,
without the written consent of Pace Analytical Services, LLC.

SAMPLE ANALYTE COUNT

Project: AMEREN RUSH ISLAND ENERGY CENT

Pace Project No.: 60246227

Lab ID	Sample ID	Method	Analysts	Analytes Reported	Laboratory
60246227001	R-MW-1	EPA 200.7	SMW	8	PASI-K
		EPA 200.8	JGP	6	PASI-K
		EPA 7470	JRS	1	PASI-K
		EPA 903.1	WRR	1	PASI-PA
		EPA 904.0	VAL	1	PASI-PA
		SM 2540C	LDF	1	PASI-K
		SM 4500-H+B	JSS	1	PASI-K
60246227002	R-MW-2	EPA 300.0	RAD	3	PASI-K
		EPA 200.7	SMW	8	PASI-K
		EPA 200.8	JGP	6	PASI-K
		EPA 7470	JRS	1	PASI-K
		EPA 903.1	WRR	1	PASI-PA
		EPA 904.0	VAL	1	PASI-PA
		SM 2540C	LDF	1	PASI-K
60246227003	R-MW-3	SM 4500-H+B	JSS	1	PASI-K
		EPA 300.0	RAD	3	PASI-K
		EPA 200.7	SMW	8	PASI-K
		EPA 200.8	JGP	6	PASI-K
		EPA 7470	JRS	1	PASI-K
		EPA 903.1	WRR	1	PASI-PA
		EPA 904.0	VAL	1	PASI-PA
60246227004	R-MW-4	SM 2540C	LDF	1	PASI-K
		SM 4500-H+B	JSS	1	PASI-K
		EPA 300.0	RAD	3	PASI-K
		EPA 200.7	SMW	8	PASI-K
		EPA 200.8	JGP	6	PASI-K
		EPA 7470	JRS	1	PASI-K
		EPA 903.1	WRR	1	PASI-PA
60246227005	R-MW-5	EPA 904.0	VAL	1	PASI-PA
		SM 2540C	LDF	1	PASI-K
		SM 4500-H+B	JSS	1	PASI-K
		EPA 300.0	RAD	3	PASI-K
		EPA 200.7	SMW	8	PASI-K
		EPA 200.8	JGP	6	PASI-K
		EPA 7470	JRS	1	PASI-K

REPORT OF LABORATORY ANALYSIS

This report shall not be reproduced, except in full,
without the written consent of Pace Analytical Services, LLC.

SAMPLE ANALYTE COUNT

Project: AMEREN RUSH ISLAND ENERGY CENT

Pace Project No.: 60246227

Lab ID	Sample ID	Method	Analysts	Analytes Reported	Laboratory
60246227006	R-MW-6	SM 2540C	LDF	1	PASI-K
		SM 4500-H+B	JSS	1	PASI-K
		EPA 300.0	RAD	3	PASI-K
		EPA 200.7	SMW	8	PASI-K
		EPA 200.8	JGP	6	PASI-K
		EPA 7470	JRS	1	PASI-K
		EPA 903.1	WRR	1	PASI-PA
		EPA 904.0	VAL	1	PASI-PA
		SM 2540C	LDF	1	PASI-K
60246227007	R-MW-7	SM 4500-H+B	JSS	1	PASI-K
		EPA 300.0	RAD	3	PASI-K
		EPA 200.7	SMW	8	PASI-K
		EPA 200.8	JGP	6	PASI-K
		EPA 7470	JRS	1	PASI-K
		EPA 903.1	WRR	1	PASI-PA
		EPA 904.0	VAL	1	PASI-PA
		SM 2540C	LDF	1	PASI-K
		SM 4500-H+B	JSS	1	PASI-K
60246227008	R-MW-B1	EPA 300.0	RAD	3	PASI-K
		EPA 200.7	SMW	8	PASI-K
		EPA 200.8	JGP	6	PASI-K
		EPA 7470	JRS	1	PASI-K
		EPA 903.1	WRR	1	PASI-PA
		EPA 904.0	VAL	1	PASI-PA
		SM 2540C	LDF	1	PASI-K
		SM 4500-H+B	JSS	1	PASI-K
		EPA 300.0	RAD	3	PASI-K
60246227009	R-MW-B2	EPA 200.7	SMW	8	PASI-K
		EPA 200.8	JGP	6	PASI-K
		EPA 7470	JRS	1	PASI-K
		EPA 903.1	WRR	1	PASI-PA
		EPA 904.0	VAL	1	PASI-PA
		SM 2540C	LDF	1	PASI-K
		SM 4500-H+B	JSS	1	PASI-K
		EPA 300.0	RAD	3	PASI-K
		EPA 200.7	SMW	8	PASI-K
60246227010	R-DUP-1	EPA 200.8	JGP	6	PASI-K

REPORT OF LABORATORY ANALYSIS

This report shall not be reproduced, except in full,
without the written consent of Pace Analytical Services, LLC.

SAMPLE ANALYTE COUNT

Project: AMEREN RUSH ISLAND ENERGY CENT

Pace Project No.: 60246227

Lab ID	Sample ID	Method	Analysts	Analytes Reported	Laboratory
		EPA 7470	JRS	1	PASI-K
		EPA 903.1	WRR	1	PASI-PA
		EPA 904.0	VAL	1	PASI-PA
		SM 2540C	LDF	1	PASI-K
		SM 4500-H+B	JSS	1	PASI-K
		EPA 300.0	RAD	3	PASI-K
60246227011	R-FB-1	EPA 200.7	SMW	8	PASI-K
		EPA 200.8	JGP	6	PASI-K
		EPA 7470	JRS	1	PASI-K
		EPA 903.1	WRR	1	PASI-PA
		EPA 904.0	VAL	1	PASI-PA
		SM 2540C	LDF	1	PASI-K
		SM 4500-H+B	JSS	1	PASI-K
		EPA 300.0	RAD	3	PASI-K
60246227012	R-MW-5 MS	EPA 903.1	WRR	1	PASI-PA
		EPA 904.0	VAL	1	PASI-PA
60246227013	R-MW-5 MSD	EPA 903.1	WRR	1	PASI-PA
		EPA 904.0	VAL	1	PASI-PA

REPORT OF LABORATORY ANALYSIS

This report shall not be reproduced, except in full,
without the written consent of Pace Analytical Services, LLC.

ANALYTICAL RESULTS

Project: AMEREN RUSH ISLAND ENERGY CENT

Pace Project No.: 60246227

Sample: R-MW-1 **Lab ID: 60246227001** Collected: 06/08/17 09:30 Received: 06/10/17 03:20 Matrix: Water

Parameters	Results	Units	PQL	MDL	DF	Prepared	Analyzed	CAS No.	Qual
200.7 Metals, Total		Analytical Method: EPA 200.7 Preparation Method: EPA 200.7							
Barium	16.9	ug/L	5.0	0.91	1	06/16/17 16:25	06/21/17 16:17	7440-39-3	
Beryllium	<0.16	ug/L	1.0	0.16	1	06/16/17 16:25	06/21/17 16:17	7440-41-7	
Boron	1710	ug/L	100	3.5	1	06/16/17 16:25	06/21/17 16:17	7440-42-8	
Calcium	38600	ug/L	100	36.0	1	06/16/17 16:25	06/21/17 16:17	7440-70-2	
Cobalt	<0.73	ug/L	5.0	0.73	1	06/16/17 16:25	06/21/17 16:17	7440-48-4	
Lead	<2.4	ug/L	5.0	2.4	1	06/16/17 16:25	06/21/17 16:17	7439-92-1	
Lithium	<2.9	ug/L	10.0	2.9	1	06/16/17 16:25	06/21/17 16:17	7439-93-2	
Molybdenum	36.3	ug/L	20.0	1.3	1	06/16/17 16:25	06/21/17 16:17	7439-98-7	
200.8 MET ICPMS		Analytical Method: EPA 200.8 Preparation Method: EPA 200.8							
Antimony	0.73J	ug/L	1.0	0.026	1	06/16/17 16:25	06/22/17 00:14	7440-36-0	
Arsenic	8.9	ug/L	1.0	0.052	1	06/16/17 16:25	06/22/17 00:14	7440-38-2	
Cadmium	<0.018	ug/L	0.50	0.018	1	06/16/17 16:25	06/22/17 00:14	7440-43-9	
Chromium	<0.054	ug/L	1.0	0.054	1	06/16/17 16:25	06/22/17 00:14	7440-47-3	
Selenium	1.7	ug/L	1.0	0.086	1	06/16/17 16:25	06/22/17 00:14	7782-49-2	
Thallium	0.11J	ug/L	1.0	0.036	1	06/16/17 16:25	06/22/17 00:14	7440-28-0	B
7470 Mercury		Analytical Method: EPA 7470 Preparation Method: EPA 7470							
Mercury	0.052J	ug/L	0.20	0.046	1	06/22/17 16:50	06/23/17 09:34	7439-97-6	
2540C Total Dissolved Solids		Analytical Method: SM 2540C							
Total Dissolved Solids	402	mg/L	5.0	5.0	1		06/13/17 09:38		
4500H+ pH, Electrometric		Analytical Method: SM 4500-H+B							
pH at 25 Degrees C	9.5	Std. Units	0.10	0.10	1		06/12/17 14:48		H6
300.0 IC Anions 28 Days		Analytical Method: EPA 300.0							
Chloride	20.8	mg/L	2.0	1.0	2		06/13/17 12:04	16887-00-6	
Fluoride	0.11J	mg/L	0.20	0.10	1		06/13/17 11:33	16984-48-8	
Sulfate	191	mg/L	20.0	10.0	20		06/13/17 12:35	14808-79-8	

REPORT OF LABORATORY ANALYSIS

This report shall not be reproduced, except in full,
without the written consent of Pace Analytical Services, LLC.

ANALYTICAL RESULTS

Project: AMEREN RUSH ISLAND ENERGY CENT

Pace Project No.: 60246227

Sample: R-MW-2 **Lab ID: 60246227002** Collected: 06/08/17 10:27 Received: 06/10/17 03:20 Matrix: Water

Parameters	Results	Units	PQL	MDL	DF	Prepared	Analyzed	CAS No.	Qual
200.7 Metals, Total		Analytical Method: EPA 200.7 Preparation Method: EPA 200.7							
Barium	11.0	ug/L	5.0	0.91	1	06/16/17 16:25	06/21/17 16:22	7440-39-3	
Beryllium	<0.16	ug/L	1.0	0.16	1	06/16/17 16:25	06/21/17 16:22	7440-41-7	
Boron	5510	ug/L	100	3.5	1	06/16/17 16:25	06/21/17 16:22	7440-42-8	
Calcium	10600	ug/L	100	36.0	1	06/16/17 16:25	06/21/17 16:22	7440-70-2	
Cobalt	<0.73	ug/L	5.0	0.73	1	06/16/17 16:25	06/21/17 16:22	7440-48-4	
Lead	7.0	ug/L	5.0	2.4	1	06/16/17 16:25	06/21/17 16:22	7439-92-1	
Lithium	<2.9	ug/L	10.0	2.9	1	06/16/17 16:25	06/21/17 16:22	7439-93-2	
Molybdenum	174	ug/L	20.0	1.3	1	06/16/17 16:25	06/21/17 16:22	7439-98-7	
200.8 MET ICPMS		Analytical Method: EPA 200.8 Preparation Method: EPA 200.8							
Antimony	5.1	ug/L	1.0	0.026	1	06/16/17 16:25	06/22/17 00:19	7440-36-0	
Arsenic	242	ug/L	1.0	0.052	1	06/16/17 16:25	06/22/17 00:19	7440-38-2	
Cadmium	0.22J	ug/L	0.50	0.018	1	06/16/17 16:25	06/22/17 00:19	7440-43-9	
Chromium	0.42J	ug/L	1.0	0.054	1	06/16/17 16:25	06/22/17 00:19	7440-47-3	
Selenium	1.2	ug/L	1.0	0.086	1	06/16/17 16:25	06/22/17 00:19	7782-49-2	
Thallium	0.054J	ug/L	1.0	0.036	1	06/16/17 16:25	06/22/17 00:19	7440-28-0	B
7470 Mercury		Analytical Method: EPA 7470 Preparation Method: EPA 7470							
Mercury	0.055J	ug/L	0.20	0.046	1	06/22/17 16:50	06/23/17 09:36	7439-97-6	
2540C Total Dissolved Solids		Analytical Method: SM 2540C							
Total Dissolved Solids	812	mg/L	5.0	5.0	1		06/13/17 09:39		
4500H+ pH, Electrometric		Analytical Method: SM 4500-H+B							
pH at 25 Degrees C	10.6	Std. Units	0.10	0.10	1		06/12/17 14:48		H6
300.0 IC Anions 28 Days		Analytical Method: EPA 300.0							
Chloride	26.9	mg/L	2.0	1.0	2		06/13/17 13:52	16887-00-6	
Fluoride	1.1	mg/L	0.20	0.10	1		06/13/17 13:37	16984-48-8	
Sulfate	279	mg/L	20.0	10.0	20		06/13/17 14:07	14808-79-8	

REPORT OF LABORATORY ANALYSIS

This report shall not be reproduced, except in full,
without the written consent of Pace Analytical Services, LLC.

ANALYTICAL RESULTS

Project: AMEREN RUSH ISLAND ENERGY CENT

Pace Project No.: 60246227

Sample: R-MW-3 **Lab ID: 60246227003** Collected: 06/08/17 11:25 Received: 06/10/17 03:20 Matrix: Water

Parameters	Results	Units	PQL	MDL	DF	Prepared	Analyzed	CAS No.	Qual
200.7 Metals, Total		Analytical Method: EPA 200.7 Preparation Method: EPA 200.7							
Barium	14.5	ug/L	5.0	0.91	1	06/16/17 16:25	06/21/17 16:24	7440-39-3	
Beryllium	<0.16	ug/L	1.0	0.16	1	06/16/17 16:25	06/21/17 16:24	7440-41-7	
Boron	14900	ug/L	100	3.5	1	06/16/17 16:25	06/21/17 16:24	7440-42-8	
Calcium	5890	ug/L	100	36.0	1	06/16/17 16:25	06/21/17 16:24	7440-70-2	
Cobalt	<0.73	ug/L	5.0	0.73	1	06/16/17 16:25	06/21/17 16:24	7440-48-4	
Lead	3.8J	ug/L	5.0	2.4	1	06/16/17 16:25	06/21/17 16:24	7439-92-1	
Lithium	<2.9	ug/L	10.0	2.9	1	06/16/17 16:25	06/21/17 16:24	7439-93-2	
Molybdenum	676	ug/L	20.0	1.3	1	06/16/17 16:25	06/21/17 16:24	7439-98-7	
200.8 MET ICPMS		Analytical Method: EPA 200.8 Preparation Method: EPA 200.8							
Antimony	0.15J	ug/L	1.0	0.026	1	06/16/17 16:25	06/22/17 00:27	7440-36-0	
Arsenic	85.6	ug/L	1.0	0.052	1	06/16/17 16:25	06/22/17 00:27	7440-38-2	
Cadmium	0.049J	ug/L	0.50	0.018	1	06/16/17 16:25	06/22/17 00:27	7440-43-9	
Chromium	0.47J	ug/L	1.0	0.054	1	06/16/17 16:25	06/22/17 00:27	7440-47-3	
Selenium	0.73J	ug/L	1.0	0.086	1	06/16/17 16:25	06/22/17 00:27	7782-49-2	
Thallium	0.097J	ug/L	1.0	0.036	1	06/16/17 16:25	06/22/17 00:27	7440-28-0	B
7470 Mercury		Analytical Method: EPA 7470 Preparation Method: EPA 7470							
Mercury	0.054J	ug/L	0.20	0.046	1	06/22/17 16:50	06/23/17 09:38	7439-97-6	
2540C Total Dissolved Solids		Analytical Method: SM 2540C							
Total Dissolved Solids	719	mg/L	5.0	5.0	1		06/13/17 09:39		
4500H+ pH, Electrometric		Analytical Method: SM 4500-H+B							
pH at 25 Degrees C	9.7	Std. Units	0.10	0.10	1		06/12/17 14:48		H6
300.0 IC Anions 28 Days		Analytical Method: EPA 300.0							
Chloride	32.8	mg/L	2.0	1.0	2		06/13/17 14:38	16887-00-6	
Fluoride	0.80	mg/L	0.20	0.10	1		06/13/17 14:23	16984-48-8	
Sulfate	177	mg/L	20.0	10.0	20		06/13/17 14:54	14808-79-8	

REPORT OF LABORATORY ANALYSIS

This report shall not be reproduced, except in full,
without the written consent of Pace Analytical Services, LLC.

ANALYTICAL RESULTS

Project: AMEREN RUSH ISLAND ENERGY CENT

Pace Project No.: 60246227

Sample: R-MW-4 Lab ID: 60246227004 Collected: 06/08/17 12:21 Received: 06/10/17 03:20 Matrix: Water

Parameters	Results	Units	PQL	MDL	DF	Prepared	Analyzed	CAS No.	Qual
200.7 Metals, Total		Analytical Method: EPA 200.7 Preparation Method: EPA 200.7							
Barium	254	ug/L	5.0	0.91	1	06/16/17 16:25	06/21/17 16:31	7440-39-3	
Beryllium	<0.16	ug/L	1.0	0.16	1	06/16/17 16:25	06/21/17 16:31	7440-41-7	
Boron	4510	ug/L	100	3.5	1	06/16/17 16:25	06/21/17 16:31	7440-42-8	
Calcium	63700	ug/L	100	36.0	1	06/16/17 16:25	06/21/17 16:31	7440-70-2	
Cobalt	0.73J	ug/L	5.0	0.73	1	06/16/17 16:25	06/21/17 16:31	7440-48-4	
Lead	<2.4	ug/L	5.0	2.4	1	06/16/17 16:25	06/21/17 16:31	7439-92-1	
Lithium	44.1	ug/L	10.0	2.9	1	06/16/17 16:25	06/21/17 16:31	7439-93-2	
Molybdenum	133	ug/L	20.0	1.3	1	06/16/17 16:25	06/21/17 16:31	7439-98-7	
200.8 MET ICPMS		Analytical Method: EPA 200.8 Preparation Method: EPA 200.8							
Antimony	0.034J	ug/L	1.0	0.026	1	06/16/17 16:25	06/22/17 00:32	7440-36-0	
Arsenic	6.0	ug/L	1.0	0.052	1	06/16/17 16:25	06/22/17 00:32	7440-38-2	
Cadmium	0.031J	ug/L	0.50	0.018	1	06/16/17 16:25	06/22/17 00:32	7440-43-9	
Chromium	0.14J	ug/L	1.0	0.054	1	06/16/17 16:25	06/22/17 00:32	7440-47-3	
Selenium	0.11J	ug/L	1.0	0.086	1	06/16/17 16:25	06/22/17 00:32	7782-49-2	
Thallium	0.040J	ug/L	1.0	0.036	1	06/16/17 16:25	06/22/17 00:32	7440-28-0	B
7470 Mercury		Analytical Method: EPA 7470 Preparation Method: EPA 7470							
Mercury	0.050J	ug/L	0.20	0.046	1	06/22/17 16:50	06/23/17 09:41	7439-97-6	
2540C Total Dissolved Solids		Analytical Method: SM 2540C							
Total Dissolved Solids	413	mg/L	5.0	5.0	1		06/14/17 08:29		
4500H+ pH, Electrometric		Analytical Method: SM 4500-H+B							
pH at 25 Degrees C	7.3	Std. Units	0.10	0.10	1		06/12/17 14:48		H6
300.0 IC Anions 28 Days		Analytical Method: EPA 300.0							
Chloride	20.8	mg/L	2.0	1.0	2		06/13/17 15:24	16887-00-6	
Fluoride	0.87	mg/L	0.20	0.10	1		06/13/17 15:09	16984-48-8	
Sulfate	44.3	mg/L	5.0	2.5	5		06/14/17 12:56	14808-79-8	

REPORT OF LABORATORY ANALYSIS

This report shall not be reproduced, except in full,
without the written consent of Pace Analytical Services, LLC.

ANALYTICAL RESULTS

Project: AMEREN RUSH ISLAND ENERGY CENT

Pace Project No.: 60246227

Sample: R-MW-5 **Lab ID: 60246227005** Collected: 06/08/17 14:50 Received: 06/10/17 03:20 Matrix: Water

Parameters	Results	Units	PQL	MDL	DF	Prepared	Analyzed	CAS No.	Qual
200.7 Metals, Total		Analytical Method: EPA 200.7 Preparation Method: EPA 200.7							
Barium	374	ug/L	5.0	0.91	1	06/16/17 16:25	06/21/17 16:33	7440-39-3	
Beryllium	<0.16	ug/L	1.0	0.16	1	06/16/17 16:25	06/21/17 16:33	7440-41-7	
Boron	99.7J	ug/L	100	3.5	1	06/16/17 16:25	06/21/17 16:33	7440-42-8	
Calcium	122000	ug/L	100	36.0	1	06/16/17 16:25	06/21/17 16:33	7440-70-2	
Cobalt	<0.73	ug/L	5.0	0.73	1	06/16/17 16:25	06/21/17 16:33	7440-48-4	
Lead	<2.4	ug/L	5.0	2.4	1	06/16/17 16:25	06/21/17 16:33	7439-92-1	
Lithium	<2.9	ug/L	10.0	2.9	1	06/16/17 16:25	06/21/17 16:33	7439-93-2	
Molybdenum	1.4J	ug/L	20.0	1.3	1	06/16/17 16:25	06/21/17 16:33	7439-98-7	
200.8 MET ICPMS		Analytical Method: EPA 200.8 Preparation Method: EPA 200.8							
Antimony	0.048J	ug/L	1.0	0.026	1	06/16/17 16:25	06/22/17 00:36	7440-36-0	
Arsenic	5.1	ug/L	1.0	0.052	1	06/16/17 16:25	06/22/17 00:36	7440-38-2	
Cadmium	<0.018	ug/L	0.50	0.018	1	06/16/17 16:25	06/22/17 00:36	7440-43-9	
Chromium	0.47J	ug/L	1.0	0.054	1	06/16/17 16:25	06/22/17 00:36	7440-47-3	
Selenium	<0.086	ug/L	1.0	0.086	1	06/16/17 16:25	06/22/17 00:36	7782-49-2	
Thallium	<0.036	ug/L	1.0	0.036	1	06/16/17 16:25	06/22/17 00:36	7440-28-0	
7470 Mercury		Analytical Method: EPA 7470 Preparation Method: EPA 7470							
Mercury	0.054J	ug/L	0.20	0.046	1	06/22/17 16:50	06/23/17 09:43	7439-97-6	
2540C Total Dissolved Solids		Analytical Method: SM 2540C							
Total Dissolved Solids	382	mg/L	5.0	5.0	1		06/14/17 08:30		
4500H+ pH, Electrometric		Analytical Method: SM 4500-H+B							
pH at 25 Degrees C	7.0	Std. Units	0.10	0.10	1		06/12/17 15:40		H6
300.0 IC Anions 28 Days		Analytical Method: EPA 300.0							
Chloride	3.7	mg/L	1.0	0.50	1		06/13/17 15:40	16887-00-6	
Fluoride	0.11J	mg/L	0.20	0.10	1		06/13/17 15:40	16984-48-8	
Sulfate	3.5	mg/L	1.0	0.50	1		06/13/17 15:40	14808-79-8	

REPORT OF LABORATORY ANALYSIS

This report shall not be reproduced, except in full,
without the written consent of Pace Analytical Services, LLC.

ANALYTICAL RESULTS

Project: AMEREN RUSH ISLAND ENERGY CENT

Pace Project No.: 60246227

Sample: R-MW-6 **Lab ID: 60246227006** Collected: 06/08/17 14:25 Received: 06/10/17 03:20 Matrix: Water

Parameters	Results	Units	PQL	MDL	DF	Prepared	Analyzed	CAS No.	Qual
200.7 Metals, Total		Analytical Method: EPA 200.7 Preparation Method: EPA 200.7							
Barium	101	ug/L	5.0	0.91	1	06/16/17 16:25	06/21/17 16:40	7440-39-3	
Beryllium	<0.16	ug/L	1.0	0.16	1	06/16/17 16:25	06/21/17 16:40	7440-41-7	
Boron	399	ug/L	100	3.5	1	06/16/17 16:25	06/21/17 16:40	7440-42-8	
Calcium	95000	ug/L	100	36.0	1	06/16/17 16:25	06/21/17 16:40	7440-70-2	
Cobalt	0.88J	ug/L	5.0	0.73	1	06/16/17 16:25	06/21/17 16:40	7440-48-4	
Lead	<2.4	ug/L	5.0	2.4	1	06/16/17 16:25	06/21/17 16:40	7439-92-1	
Lithium	<2.9	ug/L	10.0	2.9	1	06/16/17 16:25	06/21/17 16:40	7439-93-2	
Molybdenum	2.5J	ug/L	20.0	1.3	1	06/16/17 16:25	06/21/17 16:40	7439-98-7	
200.8 MET ICPMS		Analytical Method: EPA 200.8 Preparation Method: EPA 200.8							
Antimony	0.16J	ug/L	1.0	0.026	1	06/16/17 16:25	06/22/17 14:14	7440-36-0	
Arsenic	0.61J	ug/L	1.0	0.052	1	06/16/17 16:25	06/22/17 14:14	7440-38-2	
Cadmium	<0.018	ug/L	0.50	0.018	1	06/16/17 16:25	06/22/17 14:14	7440-43-9	
Chromium	0.19J	ug/L	1.0	0.054	1	06/16/17 16:25	06/22/17 14:14	7440-47-3	
Selenium	0.72J	ug/L	1.0	0.086	1	06/16/17 16:25	06/22/17 14:14	7782-49-2	
Thallium	<0.036	ug/L	1.0	0.036	1	06/16/17 16:25	06/22/17 14:14	7440-28-0	
7470 Mercury		Analytical Method: EPA 7470 Preparation Method: EPA 7470							
Mercury	<0.046	ug/L	0.20	0.046	1	06/22/17 16:50	06/23/17 09:49	7439-97-6	
2540C Total Dissolved Solids		Analytical Method: SM 2540C							
Total Dissolved Solids	353	mg/L	5.0	5.0	1		06/14/17 08:30		
4500H+ pH, Electrometric		Analytical Method: SM 4500-H+B							
pH at 25 Degrees C	7.1	Std. Units	0.10	0.10	1		06/12/17 15:37		H6
300.0 IC Anions 28 Days		Analytical Method: EPA 300.0							
Chloride	3.8	mg/L	1.0	0.50	1		06/13/17 16:57	16887-00-6	
Fluoride	0.16J	mg/L	0.20	0.10	1		06/13/17 16:57	16984-48-8	
Sulfate	37.7	mg/L	2.0	1.0	2		06/13/17 17:12	14808-79-8	

REPORT OF LABORATORY ANALYSIS

This report shall not be reproduced, except in full,
without the written consent of Pace Analytical Services, LLC.

ANALYTICAL RESULTS

Project: AMEREN RUSH ISLAND ENERGY CENT

Pace Project No.: 60246227

Sample: R-MW-7 **Lab ID: 60246227007** Collected: 06/08/17 13:40 Received: 06/10/17 03:20 Matrix: Water

Parameters	Results	Units	PQL	MDL	DF	Prepared	Analyzed	CAS No.	Qual
200.7 Metals, Total		Analytical Method: EPA 200.7 Preparation Method: EPA 200.7							
Barium	289	ug/L	5.0	0.91	1	06/16/17 16:25	06/21/17 16:42	7440-39-3	
Beryllium	<0.16	ug/L	1.0	0.16	1	06/16/17 16:25	06/21/17 16:42	7440-41-7	
Boron	2310	ug/L	100	3.5	1	06/16/17 16:25	06/21/17 16:42	7440-42-8	
Calcium	68200	ug/L	100	36.0	1	06/16/17 16:25	06/21/17 16:42	7440-70-2	
Cobalt	<0.73	ug/L	5.0	0.73	1	06/16/17 16:25	06/21/17 16:42	7440-48-4	
Lead	<2.4	ug/L	5.0	2.4	1	06/16/17 16:25	06/21/17 16:42	7439-92-1	
Lithium	28.9	ug/L	10.0	2.9	1	06/16/17 16:25	06/21/17 16:42	7439-93-2	
Molybdenum	152	ug/L	20.0	1.3	1	06/16/17 16:25	06/21/17 16:42	7439-98-7	
200.8 MET ICPMS		Analytical Method: EPA 200.8 Preparation Method: EPA 200.8							
Antimony	0.086J	ug/L	1.0	0.026	1	06/16/17 16:25	06/22/17 14:18	7440-36-0	
Arsenic	105	ug/L	1.0	0.052	1	06/16/17 16:25	06/22/17 14:18	7440-38-2	
Cadmium	0.024J	ug/L	0.50	0.018	1	06/16/17 16:25	06/22/17 14:18	7440-43-9	
Chromium	0.14J	ug/L	1.0	0.054	1	06/16/17 16:25	06/22/17 14:18	7440-47-3	
Selenium	0.097J	ug/L	1.0	0.086	1	06/16/17 16:25	06/22/17 14:18	7782-49-2	
Thallium	<0.036	ug/L	1.0	0.036	1	06/16/17 16:25	06/22/17 14:18	7440-28-0	
7470 Mercury		Analytical Method: EPA 7470 Preparation Method: EPA 7470							
Mercury	<0.046	ug/L	0.20	0.046	1	06/22/17 16:50	06/23/17 09:52	7439-97-6	
2540C Total Dissolved Solids		Analytical Method: SM 2540C							
Total Dissolved Solids	368	mg/L	5.0	5.0	1		06/14/17 08:31		
4500H+ pH, Electrometric		Analytical Method: SM 4500-H+B							
pH at 25 Degrees C	6.9	Std. Units	0.10	0.10	1		06/12/17 15:35		H6
300.0 IC Anions 28 Days		Analytical Method: EPA 300.0							
Chloride	11.3	mg/L	1.0	0.50	1		06/13/17 17:28	16887-00-6	
Fluoride	0.28	mg/L	0.20	0.10	1		06/13/17 17:28	16984-48-8	
Sulfate	28.6	mg/L	5.0	2.5	5		06/13/17 17:43	14808-79-8	

REPORT OF LABORATORY ANALYSIS

This report shall not be reproduced, except in full,
without the written consent of Pace Analytical Services, LLC.

ANALYTICAL RESULTS

Project: AMEREN RUSH ISLAND ENERGY CENT

Pace Project No.: 60246227

Sample: R-MW-B1 **Lab ID: 60246227008** Collected: 06/08/17 13:00 Received: 06/10/17 03:20 Matrix: Water

Parameters	Results	Units	PQL	MDL	DF	Prepared	Analyzed	CAS No.	Qual
200.7 Metals, Total		Analytical Method: EPA 200.7 Preparation Method: EPA 200.7							
Barium	477	ug/L	5.0	0.91	1	06/16/17 16:25	06/21/17 16:44	7440-39-3	
Beryllium	<0.16	ug/L	1.0	0.16	1	06/16/17 16:25	06/21/17 16:44	7440-41-7	
Boron	116	ug/L	100	3.5	1	06/16/17 16:25	06/21/17 16:44	7440-42-8	
Calcium	143000	ug/L	100	36.0	1	06/16/17 16:25	06/21/17 16:44	7440-70-2	
Cobalt	<0.73	ug/L	5.0	0.73	1	06/16/17 16:25	06/21/17 16:44	7440-48-4	
Lead	<2.4	ug/L	5.0	2.4	1	06/16/17 16:25	06/21/17 16:44	7439-92-1	
Lithium	55.6	ug/L	10.0	2.9	1	06/16/17 16:25	06/21/17 16:44	7439-93-2	
Molybdenum	1.9J	ug/L	20.0	1.3	1	06/16/17 16:25	06/21/17 16:44	7439-98-7	
200.8 MET ICPMS		Analytical Method: EPA 200.8 Preparation Method: EPA 200.8							
Antimony	<0.026	ug/L	1.0	0.026	1	06/16/17 16:25	06/22/17 14:23	7440-36-0	
Arsenic	29.5	ug/L	1.0	0.052	1	06/16/17 16:25	06/22/17 14:23	7440-38-2	
Cadmium	<0.018	ug/L	0.50	0.018	1	06/16/17 16:25	06/22/17 14:23	7440-43-9	
Chromium	0.060J	ug/L	1.0	0.054	1	06/16/17 16:25	06/22/17 14:23	7440-47-3	
Selenium	<0.086	ug/L	1.0	0.086	1	06/16/17 16:25	06/22/17 14:23	7782-49-2	
Thallium	<0.036	ug/L	1.0	0.036	1	06/16/17 16:25	06/22/17 14:23	7440-28-0	
7470 Mercury		Analytical Method: EPA 7470 Preparation Method: EPA 7470							
Mercury	0.051J	ug/L	0.20	0.046	1	06/22/17 16:50	06/23/17 09:54	7439-97-6	
2540C Total Dissolved Solids		Analytical Method: SM 2540C							
Total Dissolved Solids	664	mg/L	5.0	5.0	1		06/14/17 08:32		
4500H+ pH, Electrometric		Analytical Method: SM 4500-H+B							
pH at 25 Degrees C	6.7	Std. Units	0.10	0.10	1		06/12/17 15:31		H6
300.0 IC Anions 28 Days		Analytical Method: EPA 300.0							
Chloride	47.0	mg/L	5.0	2.5	5		06/13/17 18:14	16887-00-6	
Fluoride	0.11J	mg/L	0.20	0.10	1		06/13/17 17:58	16984-48-8	
Sulfate	44.4	mg/L	5.0	2.5	5		06/13/17 18:14	14808-79-8	

REPORT OF LABORATORY ANALYSIS

This report shall not be reproduced, except in full,
without the written consent of Pace Analytical Services, LLC.

ANALYTICAL RESULTS

Project: AMEREN RUSH ISLAND ENERGY CENT

Pace Project No.: 60246227

Sample: R-MW-B2 **Lab ID: 60246227009** Collected: 06/08/17 11:12 Received: 06/10/17 03:20 Matrix: Water

Parameters	Results	Units	PQL	MDL	DF	Prepared	Analyzed	CAS No.	Qual
200.7 Metals, Total		Analytical Method: EPA 200.7 Preparation Method: EPA 200.7							
Barium	435	ug/L	5.0	0.91	1	06/16/17 16:25	06/21/17 16:47	7440-39-3	
Beryllium	<0.16	ug/L	1.0	0.16	1	06/16/17 16:25	06/21/17 16:47	7440-41-7	
Boron	43.4J	ug/L	100	3.5	1	06/16/17 16:25	06/21/17 16:47	7440-42-8	
Calcium	106000	ug/L	100	36.0	1	06/16/17 16:25	06/21/17 16:47	7440-70-2	
Cobalt	<0.73	ug/L	5.0	0.73	1	06/16/17 16:25	06/21/17 16:47	7440-48-4	
Lead	2.8J	ug/L	5.0	2.4	1	06/16/17 16:25	06/21/17 16:47	7439-92-1	
Lithium	7.1J	ug/L	10.0	2.9	1	06/16/17 16:25	06/21/17 16:47	7439-93-2	
Molybdenum	<1.3	ug/L	20.0	1.3	1	06/16/17 16:25	06/21/17 16:47	7439-98-7	
200.8 MET ICPMS		Analytical Method: EPA 200.8 Preparation Method: EPA 200.8							
Antimony	<0.026	ug/L	1.0	0.026	1	06/16/17 16:25	06/22/17 14:27	7440-36-0	
Arsenic	3.2	ug/L	1.0	0.052	1	06/16/17 16:25	06/22/17 14:27	7440-38-2	
Cadmium	<0.018	ug/L	0.50	0.018	1	06/16/17 16:25	06/22/17 14:27	7440-43-9	
Chromium	0.15J	ug/L	1.0	0.054	1	06/16/17 16:25	06/22/17 14:27	7440-47-3	
Selenium	<0.086	ug/L	1.0	0.086	1	06/16/17 16:25	06/22/17 14:27	7782-49-2	
Thallium	<0.036	ug/L	1.0	0.036	1	06/16/17 16:25	06/22/17 14:27	7440-28-0	
7470 Mercury		Analytical Method: EPA 7470 Preparation Method: EPA 7470							
Mercury	0.050J	ug/L	0.20	0.046	1	06/22/17 16:50	06/23/17 10:00	7439-97-6	
2540C Total Dissolved Solids		Analytical Method: SM 2540C							
Total Dissolved Solids	417	mg/L	5.0	5.0	1		06/14/17 08:32		
4500H+ pH, Electrometric		Analytical Method: SM 4500-H+B							
pH at 25 Degrees C	7.1	Std. Units	0.10	0.10	1		06/12/17 14:48		H6
300.0 IC Anions 28 Days		Analytical Method: EPA 300.0							
Chloride	34.4	mg/L	5.0	2.5	5		06/13/17 18:45	16887-00-6	
Fluoride	0.15J	mg/L	0.20	0.10	1		06/13/17 18:29	16984-48-8	
Sulfate	15.5	mg/L	1.0	0.50	1		06/13/17 18:29	14808-79-8	

REPORT OF LABORATORY ANALYSIS

This report shall not be reproduced, except in full,
without the written consent of Pace Analytical Services, LLC.

ANALYTICAL RESULTS

Project: AMEREN RUSH ISLAND ENERGY CENT

Pace Project No.: 60246227

Sample: R-DUP-1 **Lab ID: 60246227010** Collected: 06/08/17 08:00 Received: 06/10/17 03:20 Matrix: Water

Parameters	Results	Units	PQL	MDL	DF	Prepared	Analyzed	CAS No.	Qual
200.7 Metals, Total		Analytical Method: EPA 200.7 Preparation Method: EPA 200.7							
Barium	251	ug/L	5.0	0.91	1	06/16/17 16:25	06/21/17 16:49	7440-39-3	
Beryllium	<0.16	ug/L	1.0	0.16	1	06/16/17 16:25	06/21/17 16:49	7440-41-7	
Boron	4500	ug/L	100	3.5	1	06/16/17 16:25	06/21/17 16:49	7440-42-8	
Calcium	62600	ug/L	100	36.0	1	06/16/17 16:25	06/21/17 16:49	7440-70-2	
Cobalt	<0.73	ug/L	5.0	0.73	1	06/16/17 16:25	06/21/17 16:49	7440-48-4	
Lead	<2.4	ug/L	5.0	2.4	1	06/16/17 16:25	06/21/17 16:49	7439-92-1	
Lithium	44.4	ug/L	10.0	2.9	1	06/16/17 16:25	06/21/17 16:49	7439-93-2	
Molybdenum	131	ug/L	20.0	1.3	1	06/16/17 16:25	06/21/17 16:49	7439-98-7	
200.8 MET ICPMS		Analytical Method: EPA 200.8 Preparation Method: EPA 200.8							
Antimony	<0.026	ug/L	1.0	0.026	1	06/16/17 16:25	06/22/17 14:31	7440-36-0	
Arsenic	6.7	ug/L	1.0	0.052	1	06/16/17 16:25	06/22/17 14:31	7440-38-2	
Cadmium	<0.018	ug/L	0.50	0.018	1	06/16/17 16:25	06/22/17 14:31	7440-43-9	
Chromium	0.15J	ug/L	1.0	0.054	1	06/16/17 16:25	06/22/17 14:31	7440-47-3	
Selenium	0.19J	ug/L	1.0	0.086	1	06/16/17 16:25	06/22/17 14:31	7782-49-2	
Thallium	<0.036	ug/L	1.0	0.036	1	06/16/17 16:25	06/22/17 14:31	7440-28-0	
7470 Mercury		Analytical Method: EPA 7470 Preparation Method: EPA 7470							
Mercury	0.050J	ug/L	0.20	0.046	1	06/22/17 16:50	06/23/17 10:03	7439-97-6	
2540C Total Dissolved Solids		Analytical Method: SM 2540C							
Total Dissolved Solids	399	mg/L	5.0	5.0	1		06/14/17 08:32		
4500H+ pH, Electrometric		Analytical Method: SM 4500-H+B							
pH at 25 Degrees C	7.2	Std. Units	0.10	0.10	1		06/12/17 14:48		H6
300.0 IC Anions 28 Days		Analytical Method: EPA 300.0							
Chloride	20.5	mg/L	5.0	2.5	5		06/13/17 19:46	16887-00-6	
Fluoride	0.87	mg/L	0.20	0.10	1		06/13/17 19:31	16984-48-8	
Sulfate	43.6	mg/L	5.0	2.5	5		06/13/17 19:46	14808-79-8	

REPORT OF LABORATORY ANALYSIS

This report shall not be reproduced, except in full,
without the written consent of Pace Analytical Services, LLC.

ANALYTICAL RESULTS

Project: AMEREN RUSH ISLAND ENERGY CENT

Pace Project No.: 60246227

Sample: R-FB-1 **Lab ID: 60246227011** Collected: 06/08/17 13:33 Received: 06/10/17 03:20 Matrix: Water

Parameters	Results	Units	PQL	MDL	DF	Prepared	Analyzed	CAS No.	Qual
200.7 Metals, Total		Analytical Method: EPA 200.7 Preparation Method: EPA 200.7							
Barium	<0.91	ug/L	5.0	0.91	1	06/16/17 16:25	06/21/17 16:51	7440-39-3	
Beryllium	<0.16	ug/L	1.0	0.16	1	06/16/17 16:25	06/21/17 16:51	7440-41-7	
Boron	8.1J	ug/L	100	3.5	1	06/16/17 16:25	06/21/17 16:51	7440-42-8	
Calcium	<36.0	ug/L	100	36.0	1	06/16/17 16:25	06/21/17 16:51	7440-70-2	
Cobalt	<0.73	ug/L	5.0	0.73	1	06/16/17 16:25	06/21/17 16:51	7440-48-4	
Lead	<2.4	ug/L	5.0	2.4	1	06/16/17 16:25	06/21/17 16:51	7439-92-1	
Lithium	<2.9	ug/L	10.0	2.9	1	06/16/17 16:25	06/21/17 16:51	7439-93-2	
Molybdenum	<1.3	ug/L	20.0	1.3	1	06/16/17 16:25	06/21/17 16:51	7439-98-7	
200.8 MET ICPMS		Analytical Method: EPA 200.8 Preparation Method: EPA 200.8							
Antimony	<0.026	ug/L	1.0	0.026	1	06/16/17 16:25	06/22/17 14:09	7440-36-0	
Arsenic	<0.052	ug/L	1.0	0.052	1	06/16/17 16:25	06/22/17 14:09	7440-38-2	
Cadmium	<0.018	ug/L	0.50	0.018	1	06/16/17 16:25	06/22/17 14:09	7440-43-9	
Chromium	<0.054	ug/L	1.0	0.054	1	06/16/17 16:25	06/22/17 14:09	7440-47-3	
Selenium	<0.086	ug/L	1.0	0.086	1	06/16/17 16:25	06/22/17 14:09	7782-49-2	
Thallium	0.043J	ug/L	1.0	0.036	1	06/16/17 16:25	06/22/17 14:09	7440-28-0	B
7470 Mercury		Analytical Method: EPA 7470 Preparation Method: EPA 7470							
Mercury	0.049J	ug/L	0.20	0.046	1	06/22/17 16:50	06/23/17 10:05	7439-97-6	
2540C Total Dissolved Solids		Analytical Method: SM 2540C							
Total Dissolved Solids	<5.0	mg/L	5.0	5.0	1		06/14/17 08:33		
4500H+ pH, Electrometric		Analytical Method: SM 4500-H+B							
pH at 25 Degrees C	6.8	Std. Units	0.10	0.10	1		06/12/17 15:33		H6
300.0 IC Anions 28 Days		Analytical Method: EPA 300.0							
Chloride	<0.50	mg/L	1.0	0.50	1		06/13/17 20:17	16887-00-6	
Fluoride	<0.10	mg/L	0.20	0.10	1		06/13/17 20:17	16984-48-8	
Sulfate	<0.50	mg/L	1.0	0.50	1		06/13/17 20:17	14808-79-8	

REPORT OF LABORATORY ANALYSIS

This report shall not be reproduced, except in full,
without the written consent of Pace Analytical Services, LLC.

QUALITY CONTROL DATA

Project: AMEREN RUSH ISLAND ENERGY CENT

Pace Project No.: 60246227

QC Batch: 482248 Analysis Method: EPA 7470
 QC Batch Method: EPA 7470 Analysis Description: 7470 Mercury
 Associated Lab Samples: 60246227001, 60246227002, 60246227003, 60246227004, 60246227005, 60246227006, 60246227007, 60246227008, 60246227009, 60246227010, 60246227011

METHOD BLANK: 1975364 Matrix: Water
 Associated Lab Samples: 60246227001, 60246227002, 60246227003, 60246227004, 60246227005, 60246227006, 60246227007, 60246227008, 60246227009, 60246227010, 60246227011

Parameter	Units	Blank Result	Reporting Limit	MDL	Analyzed	Qualifiers
Mercury	ug/L	<0.046	0.20	0.046	06/23/17 09:08	

LABORATORY CONTROL SAMPLE: 1975365

Parameter	Units	Spike Conc.	LCS Result	LCS % Rec	% Rec Limits	Qualifiers
Mercury	ug/L	5	4.6	92	80-120	

MATRIX SPIKE & MATRIX SPIKE DUPLICATE: 1975366 1975367

Parameter	Units	60245851003 Result	MS Spike Conc.	MSD Spike Conc.	MS Result	MSD Result	MS % Rec	MSD % Rec	% Rec Limits	RPD	Max RPD	Qual
Mercury	ug/L	<0.046	5	5	4.8	4.4	95	87	75-125	9	20	

MATRIX SPIKE & MATRIX SPIKE DUPLICATE: 1975368 1975369

Parameter	Units	60246227005 Result	MS Spike Conc.	MSD Spike Conc.	MS Result	MSD Result	MS % Rec	MSD % Rec	% Rec Limits	RPD	Max RPD	Qual
Mercury	ug/L	0.054J	5	5	4.6	4.3	90	85	75-125	6	20	

Results presented on this page are in the units indicated by the "Units" column except where an alternate unit is presented to the right of the result.

REPORT OF LABORATORY ANALYSIS

This report shall not be reproduced, except in full, without the written consent of Pace Analytical Services, LLC.

QUALITY CONTROL DATA

Project: AMEREN RUSH ISLAND ENERGY CENT

Pace Project No.: 60246227

QC Batch: 481364 Analysis Method: EPA 200.7
 QC Batch Method: EPA 200.7 Analysis Description: 200.7 Metals, Total
 Associated Lab Samples: 60246227001, 60246227002, 60246227003, 60246227004, 60246227005, 60246227006, 60246227007, 60246227008, 60246227009, 60246227010, 60246227011

METHOD BLANK: 1971837 Matrix: Water
 Associated Lab Samples: 60246227001, 60246227002, 60246227003, 60246227004, 60246227005, 60246227006, 60246227007, 60246227008, 60246227009, 60246227010, 60246227011

Parameter	Units	Blank Result	Reporting Limit	MDL	Analyzed	Qualifiers
Barium	ug/L	<0.91	5.0	0.91	06/21/17 16:15	
Beryllium	ug/L	<0.16	1.0	0.16	06/21/17 16:15	
Boron	ug/L	<3.5	100	3.5	06/21/17 16:15	
Calcium	ug/L	<36.0	100	36.0	06/21/17 16:15	
Cobalt	ug/L	<0.73	5.0	0.73	06/21/17 16:15	
Lead	ug/L	<2.4	5.0	2.4	06/21/17 16:15	
Lithium	ug/L	<2.9	10.0	2.9	06/21/17 16:15	
Molybdenum	ug/L	<1.3	20.0	1.3	06/21/17 16:15	

LABORATORY CONTROL SAMPLE: 1971838

Parameter	Units	Spike Conc.	LCS Result	LCS % Rec	% Rec Limits	Qualifiers
Barium	ug/L	1000	1030	103	85-115	
Beryllium	ug/L	1000	1030	103	85-115	
Boron	ug/L	1000	985	98	85-115	
Calcium	ug/L	10000	10000	100	85-115	
Cobalt	ug/L	1000	1040	104	85-115	
Lead	ug/L	1000	1030	103	85-115	
Lithium	ug/L	1000	1020	102	85-115	
Molybdenum	ug/L	1000	1060	106	85-115	

MATRIX SPIKE SAMPLE: 1971839

Parameter	Units	60246227001 Result	Spike Conc.	MS Result	MS % Rec	% Rec Limits	Qualifiers
Barium	ug/L	16.9	1000	1040	102	70-130	
Beryllium	ug/L	<0.16	1000	1020	102	70-130	
Boron	ug/L	1710	1000	2700	99	70-130	
Calcium	ug/L	38600	10000	47800	92	70-130	
Cobalt	ug/L	<0.73	1000	1030	103	70-130	
Lead	ug/L	<2.4	1000	1000	100	70-130	
Lithium	ug/L	<2.9	1000	1050	105	70-130	
Molybdenum	ug/L	36.3	1000	1090	106	70-130	

Results presented on this page are in the units indicated by the "Units" column except where an alternate unit is presented to the right of the result.

REPORT OF LABORATORY ANALYSIS

This report shall not be reproduced, except in full,
without the written consent of Pace Analytical Services, LLC.

QUALITY CONTROL DATA

Project: AMEREN RUSH ISLAND ENERGY CENT

Pace Project No.: 60246227

Parameter	Units	1971840		1971841		MS Result	MSD Result	MS % Rec	MSD % Rec	% Rec Limits	Max RPD	Qual
		60246227005 Result	MS Spike Conc.	MSD Spike Conc.	MS Result							
Barium	ug/L	374	1000	1000	1390	1390	101	101	70-130	0	20	
Beryllium	ug/L	<0.16	1000	1000	1020	1030	102	103	70-130	0	20	
Boron	ug/L	99.7J	1000	1000	1090	1100	99	100	70-130	1	20	
Calcium	ug/L	122000	10000	10000	131000	130000	93	80	70-130	1	20	
Cobalt	ug/L	<0.73	1000	1000	1010	1020	101	101	70-130	0	20	
Lead	ug/L	<2.4	1000	1000	1000	1000	100	100	70-130	0	20	
Lithium	ug/L	<2.9	1000	1000	1050	1050	105	105	70-130	0	20	
Molybdenum	ug/L	1.4J	1000	1000	1050	1050	105	105	70-130	0	20	

Results presented on this page are in the units indicated by the "Units" column except where an alternate unit is presented to the right of the result.

REPORT OF LABORATORY ANALYSIS

This report shall not be reproduced, except in full,
without the written consent of Pace Analytical Services, LLC.

QUALITY CONTROL DATA

Project: AMEREN RUSH ISLAND ENERGY CENT

Pace Project No.: 60246227

QC Batch: 481367

Analysis Method: EPA 200.8

QC Batch Method: EPA 200.8

Analysis Description: 200.8 MET

Associated Lab Samples: 60246227001, 60246227002, 60246227003, 60246227004, 60246227005, 60246227006, 60246227007, 60246227008, 60246227009, 60246227010, 60246227011

METHOD BLANK: 1971843

Matrix: Water

Associated Lab Samples: 60246227001, 60246227002, 60246227003, 60246227004, 60246227005, 60246227006, 60246227007, 60246227008, 60246227009, 60246227010, 60246227011

Parameter	Units	Blank Result	Reporting Limit	MDL	Analyzed	Qualifiers
Antimony	ug/L	<0.026	1.0	0.026	06/22/17 00:06	
Arsenic	ug/L	<0.052	1.0	0.052	06/22/17 00:06	
Cadmium	ug/L	<0.018	0.50	0.018	06/22/17 00:06	
Chromium	ug/L	<0.054	1.0	0.054	06/22/17 00:06	
Selenium	ug/L	<0.086	1.0	0.086	06/22/17 00:06	
Thallium	ug/L	0.073J	1.0	0.036	06/22/17 00:06	

LABORATORY CONTROL SAMPLE: 1971844

Parameter	Units	Spike Conc.	LCS Result	LCS % Rec	% Rec Limits	Qualifiers
Antimony	ug/L	40	41.4	104	85-115	
Arsenic	ug/L	40	39.8	100	85-115	
Cadmium	ug/L	40	39.4	98	85-115	
Chromium	ug/L	40	41.0	102	85-115	
Selenium	ug/L	40	38.8	97	85-115	
Thallium	ug/L	40	38.2	95	85-115	

MATRIX SPIKE SAMPLE: 1971845

Parameter	Units	60246227001 Result	Spike Conc.	MS Result	MS % Rec	% Rec Limits	Qualifiers
Antimony	ug/L	0.73J	40	42.0	103	70-130	
Arsenic	ug/L	8.9	40	48.0	98	70-130	
Cadmium	ug/L	<0.018	40	38.5	96	70-130	
Chromium	ug/L	<0.054	40	39.5	99	70-130	
Selenium	ug/L	1.7	40	37.8	90	70-130	
Thallium	ug/L	0.11J	40	39.5	99	70-130	

MATRIX SPIKE SAMPLE: 1971846

Parameter	Units	60246227005 Result	Spike Conc.	MS Result	MS % Rec	% Rec Limits	Qualifiers
Antimony	ug/L	0.048J	40	40.8	102	70-130	
Arsenic	ug/L	5.1	40	44.7	99	70-130	
Cadmium	ug/L	<0.018	40	38.6	96	70-130	
Chromium	ug/L	0.47J	40	40.3	100	70-130	
Selenium	ug/L	<0.086	40	36.4	91	70-130	

Results presented on this page are in the units indicated by the "Units" column except where an alternate unit is presented to the right of the result.

REPORT OF LABORATORY ANALYSIS

This report shall not be reproduced, except in full,
without the written consent of Pace Analytical Services, LLC.

QUALITY CONTROL DATA

Project: AMEREN RUSH ISLAND ENERGY CENT

Pace Project No.: 60246227

MATRIX SPIKE SAMPLE:		1971846					
Parameter	Units	60246227005 Result	Spike Conc.	MS Result	MS % Rec	% Rec Limits	Qualifiers
Thallium	ug/L	<0.036	40	39.7	99	70-130	

Results presented on this page are in the units indicated by the "Units" column except where an alternate unit is presented to the right of the result.

REPORT OF LABORATORY ANALYSIS

This report shall not be reproduced, except in full,
without the written consent of Pace Analytical Services, LLC.

QUALITY CONTROL DATA

Project: AMEREN RUSH ISLAND ENERGY CENT

Pace Project No.: 60246227

QC Batch: 480719

Analysis Method: SM 2540C

QC Batch Method: SM 2540C

Analysis Description: 2540C Total Dissolved Solids

Associated Lab Samples: 60246227001, 60246227002, 60246227003

METHOD BLANK: 1969196

Matrix: Water

Associated Lab Samples: 60246227001, 60246227002, 60246227003

Parameter	Units	Blank Result	Reporting Limit	MDL	Analyzed	Qualifiers
Total Dissolved Solids	mg/L	<5.0	5.0	5.0	06/13/17 09:30	

LABORATORY CONTROL SAMPLE: 1969197

Parameter	Units	Spike Conc.	LCS Result	LCS % Rec	% Rec Limits	Qualifiers
Total Dissolved Solids	mg/L	1000	956	96	80-120	

SAMPLE DUPLICATE: 1969198

Parameter	Units	60246023002 Result	Dup Result	RPD	Max RPD	Qualifiers
Total Dissolved Solids	mg/L	1220	1210	1	10	

SAMPLE DUPLICATE: 1969199

Parameter	Units	60246063001 Result	Dup Result	RPD	Max RPD	Qualifiers
Total Dissolved Solids	mg/L	2420	2500	3	10	

Results presented on this page are in the units indicated by the "Units" column except where an alternate unit is presented to the right of the result.

REPORT OF LABORATORY ANALYSIS

This report shall not be reproduced, except in full,
without the written consent of Pace Analytical Services, LLC.

QUALITY CONTROL DATA

Project: AMEREN RUSH ISLAND ENERGY CENT

Pace Project No.: 60246227

QC Batch: 480914

Analysis Method: SM 2540C

QC Batch Method: SM 2540C

Analysis Description: 2540C Total Dissolved Solids

Associated Lab Samples: 60246227004, 60246227005, 60246227006, 60246227007, 60246227008, 60246227009, 60246227010, 60246227011

METHOD BLANK: 1969866

Matrix: Water

Associated Lab Samples: 60246227004, 60246227005, 60246227006, 60246227007, 60246227008, 60246227009, 60246227010, 60246227011

Parameter	Units	Blank Result	Reporting Limit	MDL	Analyzed	Qualifiers
Total Dissolved Solids	mg/L	<5.0	5.0	5.0	06/14/17 08:28	

LABORATORY CONTROL SAMPLE: 1969867

Parameter	Units	Spike Conc.	LCS Result	LCS % Rec	% Rec Limits	Qualifiers
Total Dissolved Solids	mg/L	1000	956	96	80-120	

SAMPLE DUPLICATE: 1969868

Parameter	Units	60246227005 Result	Dup Result	RPD	Max RPD	Qualifiers
Total Dissolved Solids	mg/L	382	396	4	10	

SAMPLE DUPLICATE: 1969869

Parameter	Units	60246186001 Result	Dup Result	RPD	Max RPD	Qualifiers
Total Dissolved Solids	mg/L	473	436	8	10	

Results presented on this page are in the units indicated by the "Units" column except where an alternate unit is presented to the right of the result.

REPORT OF LABORATORY ANALYSIS

This report shall not be reproduced, except in full,
without the written consent of Pace Analytical Services, LLC.

QUALITY CONTROL DATA

Project: AMEREN RUSH ISLAND ENERGY CENT

Pace Project No.: 60246227

QC Batch: 480678 Analysis Method: SM 4500-H+B

QC Batch Method: SM 4500-H+B Analysis Description: 4500H+B pH

Associated Lab Samples: 60246227001, 60246227002, 60246227003, 60246227004, 60246227005, 60246227006, 60246227007, 60246227008, 60246227009, 60246227010, 60246227011

SAMPLE DUPLICATE: 1969105

Parameter	Units	60246016005 Result	Dup Result	RPD	Max RPD	Qualifiers
pH at 25 Degrees C	Std. Units	6.9	7.0	0	5	H6

SAMPLE DUPLICATE: 1969106

Parameter	Units	60246227005 Result	Dup Result	RPD	Max RPD	Qualifiers
pH at 25 Degrees C	Std. Units	7.0	7.1	2	5	H6

Results presented on this page are in the units indicated by the "Units" column except where an alternate unit is presented to the right of the result.

REPORT OF LABORATORY ANALYSIS

This report shall not be reproduced, except in full,
without the written consent of Pace Analytical Services, LLC.

QUALITY CONTROL DATA

Project: AMEREN RUSH ISLAND ENERGY CENT

Pace Project No.: 60246227

QC Batch:	480762	Analysis Method:	EPA 300.0
QC Batch Method:	EPA 300.0	Analysis Description:	300.0 IC Anions
Associated Lab Samples:	60246227001, 60246227002, 60246227003, 60246227004, 60246227005, 60246227006, 60246227007, 60246227008, 60246227009, 60246227010, 60246227011		

METHOD BLANK:	1969319	Matrix:	Water
Associated Lab Samples:	60246227001, 60246227002, 60246227003, 60246227004, 60246227005, 60246227006, 60246227007, 60246227008, 60246227009, 60246227010, 60246227011		

Parameter	Units	Blank Result	Reporting Limit	MDL	Analyzed	Qualifiers
Chloride	mg/L	<0.50	1.0	0.50	06/13/17 09:14	
Fluoride	mg/L	<0.10	0.20	0.10	06/13/17 09:14	
Sulfate	mg/L	<0.50	1.0	0.50	06/13/17 09:14	

LABORATORY CONTROL SAMPLE: 1969320

Parameter	Units	Spike Conc.	LCS Result	LCS % Rec	% Rec Limits	Qualifiers
Chloride	mg/L	5	5.1	102	90-110	
Fluoride	mg/L	2.5	2.6	106	90-110	
Sulfate	mg/L	5	5.1	101	90-110	

MATRIX SPIKE SAMPLE: 1969321

Parameter	Units	60246227001 Result	Spike Conc.	MS Result	MS % Rec	% Rec Limits	Qualifiers
Chloride	mg/L	20.8	10	32.2	114	80-120	
Fluoride	mg/L	0.11J	2.5	2.6	99	80-120	
Sulfate	mg/L	191	100	294	103	80-120	

MATRIX SPIKE SAMPLE: 1969322

Parameter	Units	60246227005 Result	Spike Conc.	MS Result	MS % Rec	% Rec Limits	Qualifiers
Chloride	mg/L	3.7	5	8.8	103	80-120	
Fluoride	mg/L	0.11J	2.5	2.7	102	80-120	
Sulfate	mg/L	3.5	5	8.5	100	80-120	

Results presented on this page are in the units indicated by the "Units" column except where an alternate unit is presented to the right of the result.

REPORT OF LABORATORY ANALYSIS

This report shall not be reproduced, except in full,
without the written consent of Pace Analytical Services, LLC.

QUALITY CONTROL DATA

Project: AMEREN RUSH ISLAND ENERGY CENT

Pace Project No.: 60246227

QC Batch: 480974 Analysis Method: EPA 300.0
 QC Batch Method: EPA 300.0 Analysis Description: 300.0 IC Anions
 Associated Lab Samples: 60246227004

METHOD BLANK: 1970083 Matrix: Water

Associated Lab Samples: 60246227004

Parameter	Units	Blank Result	Reporting Limit	MDL	Analyzed	Qualifiers
Sulfate	mg/L	<0.50	1.0	0.50	06/14/17 08:51	

LABORATORY CONTROL SAMPLE: 1970084

Parameter	Units	Spike Conc.	LCS Result	LCS % Rec	% Rec Limits	Qualifiers
Sulfate	mg/L	5	4.7	94	90-110	

MATRIX SPIKE & MATRIX SPIKE DUPLICATE: 1970085 1970086

Parameter	Units	60246374001		1970085		1970086		% Rec Limits	RPD	Max RPD	Qual
		MS Result	MSD Spike Conc.	MS Spike Conc.	MSD Spike Conc.	MS Result	MSD Result				
Sulfate	mg/L	ND	1000	1000	1020	1030	95	96	80-120	1	15

Results presented on this page are in the units indicated by the "Units" column except where an alternate unit is presented to the right of the result.

REPORT OF LABORATORY ANALYSIS

This report shall not be reproduced, except in full,
 without the written consent of Pace Analytical Services, LLC.

ANALYTICAL RESULTS - RADIOCHEMISTRY

Project: AMEREN RUSH ISLAND ENERGY CENT

Pace Project No.: 60246227

Sample: R-MW-1 **Lab ID: 60246227001** Collected: 06/08/17 09:30 Received: 06/10/17 03:20 Matrix: Water
PWS: Site ID: Sample Type:

Parameters	Method	Act ± Unc (MDC) Carr Trac	Units	Analyzed	CAS No.	Qual
Radium-226	EPA 903.1	0.404 ± 0.327 (0.183) C:NA T:90%	pCi/L	06/21/17 23:01	13982-63-3	
Radium-228	EPA 904.0	0.393 ± 0.389 (0.803) C:75% T:83%	pCi/L	06/24/17 19:09	15262-20-1	

REPORT OF LABORATORY ANALYSIS

This report shall not be reproduced, except in full,
without the written consent of Pace Analytical Services, LLC.

ANALYTICAL RESULTS - RADIOCHEMISTRY

Project: AMEREN RUSH ISLAND ENERGY CENT

Pace Project No.: 60246227

Sample: R-MW-2 **Lab ID: 60246227002** Collected: 06/08/17 10:27 Received: 06/10/17 03:20 Matrix: Water
PWS: Site ID: Sample Type:

Parameters	Method	Act ± Unc (MDC) Carr Trac	Units	Analyzed	CAS No.	Qual
Radium-226	EPA 903.1	0.182 ± 0.278 (0.447) C:NA T:98%	pCi/L	06/21/17 23:01	13982-63-3	
Radium-228	EPA 904.0	0.625 ± 1.13 (2.46) C:53% T:38%	pCi/L	06/24/17 19:09	15262-20-1	

REPORT OF LABORATORY ANALYSIS

This report shall not be reproduced, except in full,
without the written consent of Pace Analytical Services, LLC.

ANALYTICAL RESULTS - RADIOCHEMISTRY

Project: AMEREN RUSH ISLAND ENERGY CENT

Pace Project No.: 60246227

Sample: R-MW-3 **Lab ID: 60246227003** Collected: 06/08/17 11:25 Received: 06/10/17 03:20 Matrix: Water
PWS: Site ID: Sample Type:

Parameters	Method	Act ± Unc (MDC) Carr Trac	Units	Analyzed	CAS No.	Qual
Radium-226	EPA 903.1	0.315 ± 0.329 (0.464) C:NA T:104%	pCi/L	06/21/17 23:01	13982-63-3	
Radium-228	EPA 904.0	0.0648 ± 0.545 (1.26) C:64% T:53%	pCi/L	06/24/17 19:10	15262-20-1	

REPORT OF LABORATORY ANALYSIS

This report shall not be reproduced, except in full,
without the written consent of Pace Analytical Services, LLC.

ANALYTICAL RESULTS - RADIOCHEMISTRY

Project: AMEREN RUSH ISLAND ENERGY CENT

Pace Project No.: 60246227

Sample: R-MW-4 **Lab ID: 60246227004** Collected: 06/08/17 12:21 Received: 06/10/17 03:20 Matrix: Water
PWS: Site ID: Sample Type:

Parameters	Method	Act ± Unc (MDC) Carr Trac	Units	Analyzed	CAS No.	Qual
Radium-226	EPA 903.1	0.456 ± 0.529 (0.854) C:NA T:94%	pCi/L	06/21/17 23:01	13982-63-3	
Radium-228	EPA 904.0	1.10 ± 0.418 (0.591) C:74% T:87%	pCi/L	06/24/17 19:10	15262-20-1	

REPORT OF LABORATORY ANALYSIS

This report shall not be reproduced, except in full,
without the written consent of Pace Analytical Services, LLC.

ANALYTICAL RESULTS - RADIOCHEMISTRY

Project: AMEREN RUSH ISLAND ENERGY CENT

Pace Project No.: 60246227

Sample: R-MW-5 **Lab ID: 60246227005** Collected: 06/08/17 14:50 Received: 06/10/17 03:20 Matrix: Water
PWS: Site ID: Sample Type:

Parameters	Method	Act ± Unc (MDC) Carr Trac	Units	Analyzed	CAS No.	Qual
Radium-226	EPA 903.1	0.573 ± 0.455 (0.591) C:NA T:96%	pCi/L	06/21/17 23:01	13982-63-3	
Radium-228	EPA 904.0	1.05 ± 0.438 (0.688) C:76% T:88%	pCi/L	06/24/17 19:10	15262-20-1	

REPORT OF LABORATORY ANALYSIS

This report shall not be reproduced, except in full,
without the written consent of Pace Analytical Services, LLC.

ANALYTICAL RESULTS - RADIOCHEMISTRY

Project: AMEREN RUSH ISLAND ENERGY CENT

Pace Project No.: 60246227

Sample: R-MW-6 **Lab ID: 60246227006** Collected: 06/08/17 14:25 Received: 06/10/17 03:20 Matrix: Water
PWS: Site ID: Sample Type:

Parameters	Method	Act ± Unc (MDC) Carr Trac	Units	Analyzed	CAS No.	Qual
Radium-226	EPA 903.1	0.495 ± 0.463 (0.657) C:NA T:96%	pCi/L	06/21/17 23:18	13982-63-3	
Radium-228	EPA 904.0	1.02 ± 0.448 (0.732) C:75% T:86%	pCi/L	06/24/17 19:10	15262-20-1	

REPORT OF LABORATORY ANALYSIS

This report shall not be reproduced, except in full,
without the written consent of Pace Analytical Services, LLC.

ANALYTICAL RESULTS - RADIOCHEMISTRY

Project: AMEREN RUSH ISLAND ENERGY CENT

Pace Project No.: 60246227

Sample: R-MW-7 **Lab ID: 60246227007** Collected: 06/08/17 13:40 Received: 06/10/17 03:20 Matrix: Water
PWS: Site ID: Sample Type:

Parameters	Method	Act ± Unc (MDC) Carr Trac	Units	Analyzed	CAS No.	Qual
Radium-226	EPA 903.1	0.118 ± 0.283 (0.547) C:NA T:101%	pCi/L	06/21/17 23:18	13982-63-3	
Radium-228	EPA 904.0	0.684 ± 0.368 (0.646) C:79% T:85%	pCi/L	06/24/17 19:10	15262-20-1	

REPORT OF LABORATORY ANALYSIS

This report shall not be reproduced, except in full,
without the written consent of Pace Analytical Services, LLC.

ANALYTICAL RESULTS - RADIOCHEMISTRY

Project: AMEREN RUSH ISLAND ENERGY CENT

Pace Project No.: 60246227

Sample: R-MW-B1 **Lab ID: 60246227008** Collected: 06/08/17 13:00 Received: 06/10/17 03:20 Matrix: Water
PWS: Site ID: Sample Type:

Parameters	Method	Act ± Unc (MDC) Carr Trac	Units	Analyzed	CAS No.	Qual
Radium-226	EPA 903.1	0.793 ± 0.581 (0.800) C:NA T:97%	pCi/L	06/21/17 23:18	13982-63-3	
Radium-228	EPA 904.0	1.45 ± 0.456 (0.515) C:80% T:86%	pCi/L	06/24/17 19:10	15262-20-1	

REPORT OF LABORATORY ANALYSIS

This report shall not be reproduced, except in full,
without the written consent of Pace Analytical Services, LLC.

ANALYTICAL RESULTS - RADIOCHEMISTRY

Project: AMEREN RUSH ISLAND ENERGY CENT

Pace Project No.: 60246227

Sample: R-MW-B2 **Lab ID: 60246227009** Collected: 06/08/17 11:12 Received: 06/10/17 03:20 Matrix: Water
PWS: Site ID: Sample Type:

Parameters	Method	Act ± Unc (MDC) Carr Trac	Units	Analyzed	CAS No.	Qual
Radium-226	EPA 903.1	0.729 ± 0.565 (0.797) C:NA T:99%	pCi/L	06/21/17 23:18	13982-63-3	
Radium-228	EPA 904.0	0.960 ± 0.410 (0.644) C:78% T:85%	pCi/L	06/24/17 19:10	15262-20-1	

REPORT OF LABORATORY ANALYSIS

This report shall not be reproduced, except in full,
without the written consent of Pace Analytical Services, LLC.

ANALYTICAL RESULTS - RADIOCHEMISTRY

Project: AMEREN RUSH ISLAND ENERGY CENT

Pace Project No.: 60246227

Sample: R-DUP-1 **Lab ID: 60246227010** Collected: 06/08/17 08:00 Received: 06/10/17 03:20 Matrix: Water
PWS: Site ID: Sample Type:

Parameters	Method	Act ± Unc (MDC) Carr Trac	Units	Analyzed	CAS No.	Qual
Radium-226	EPA 903.1	0.000 ± 0.433 (0.900) C:NA T:95%	pCi/L	06/21/17 23:18	13982-63-3	
Radium-228	EPA 904.0	1.26 ± 0.437 (0.592) C:78% T:91%	pCi/L	06/24/17 19:11	15262-20-1	

REPORT OF LABORATORY ANALYSIS

This report shall not be reproduced, except in full,
without the written consent of Pace Analytical Services, LLC.

ANALYTICAL RESULTS - RADIOCHEMISTRY

Project: AMEREN RUSH ISLAND ENERGY CENT

Pace Project No.: 60246227

Sample: R-FB-1 **Lab ID: 60246227011** Collected: 06/08/17 13:33 Received: 06/10/17 03:20 Matrix: Water
PWS: Site ID: Sample Type:

Parameters	Method	Act ± Unc (MDC) Carr Trac	Units	Analyzed	CAS No.	Qual
Radium-226	EPA 903.1	0.570 ± 0.417 (0.466) C:NA T:96%	pCi/L	06/21/17 23:18	13982-63-3	
Radium-228	EPA 904.0	0.727 ± 0.410 (0.747) C:78% T:83%	pCi/L	06/24/17 19:11	15262-20-1	

REPORT OF LABORATORY ANALYSIS

This report shall not be reproduced, except in full,
without the written consent of Pace Analytical Services, LLC.

ANALYTICAL RESULTS - RADIOCHEMISTRY

Project: AMEREN RUSH ISLAND ENERGY CENT

Pace Project No.: 60246227

Sample: R-MW-5 MS **Lab ID: 60246227012** Collected: 06/08/17 14:50 Received: 06/10/17 03:20 Matrix: Water
PWS: Site ID: Sample Type:

Parameters	Method	Act ± Unc (MDC) Carr Trac	Units	Analyzed	CAS No.	Qual
Radium-226	EPA 903.1	85.2 %REC +/- NA (NA) C:NA T:NA	pCi/L	06/21/17 23:31	13982-63-3	
Radium-228	EPA 904.0	91.2 %REC +/- NA (NA) C:NA T:NA	pCi/L	06/24/17 19:08	15262-20-1	

REPORT OF LABORATORY ANALYSIS

This report shall not be reproduced, except in full,
without the written consent of Pace Analytical Services, LLC.

ANALYTICAL RESULTS - RADIOCHEMISTRY

Project: AMEREN RUSH ISLAND ENERGY CENT

Pace Project No.: 60246227

Parameters	Method	Act ± Unc (MDC) Carr Trac	Units	Analyzed	CAS No.	Qual
Radium-226	EPA 903.1	75.1 %REC 12.7 RPD +/- NA (NA) C:NA T:NA	pCi/L	06/21/17 23:31	13982-63-3	
Radium-228	EPA 904.0	92.8 %REC 1.73 RPD +/- NA (NA) C:NA T:NA	pCi/L	06/24/17 19:08	15262-20-1	

REPORT OF LABORATORY ANALYSIS

This report shall not be reproduced, except in full,
without the written consent of Pace Analytical Services, LLC.

QUALITY CONTROL - RADIOCHEMISTRY

Project: AMEREN RUSH ISLAND ENERGY CENT

Pace Project No.: 60246227

QC Batch:	261823	Analysis Method:	EPA 904.0
QC Batch Method:	EPA 904.0	Analysis Description:	904.0 Radium 228
Associated Lab Samples:	60246227001, 60246227002, 60246227003, 60246227004, 60246227005, 60246227006, 60246227007, 60246227008, 60246227009, 60246227010, 60246227011, 60246227012, 60246227013		

METHOD BLANK:	1289181	Matrix:	Water
Associated Lab Samples:	60246227001, 60246227002, 60246227003, 60246227004, 60246227005, 60246227006, 60246227007, 60246227008, 60246227009, 60246227010, 60246227011, 60246227012, 60246227013		

Parameter	Act ± Unc (MDC) Carr Trac	Units	Analyzed	Qualifiers
Radium-228	0.587 ± 0.340 (0.613) C:78% T:82%	pCi/L	06/24/17 19:09	

Results presented on this page are in the units indicated by the "Units" column except where an alternate unit is presented to the right of the result.

REPORT OF LABORATORY ANALYSIS

This report shall not be reproduced, except in full,
without the written consent of Pace Analytical Services, LLC.

QUALITY CONTROL - RADIOCHEMISTRY

Project: AMEREN RUSH ISLAND ENERGY CENT

Pace Project No.: 60246227

QC Batch:	261819	Analysis Method:	EPA 903.1
QC Batch Method:	EPA 903.1	Analysis Description:	903.1 Radium-226
Associated Lab Samples:	60246227001, 60246227002, 60246227003, 60246227004, 60246227005, 60246227006, 60246227007, 60246227008, 60246227009, 60246227010, 60246227011, 60246227012, 60246227013		

METHOD BLANK:	1289173	Matrix:	Water
Associated Lab Samples:	60246227001, 60246227002, 60246227003, 60246227004, 60246227005, 60246227006, 60246227007, 60246227008, 60246227009, 60246227010, 60246227011, 60246227012, 60246227013		

Parameter	Act ± Unc (MDC) Carr Trac	Units	Analyzed	Qualifiers
Radium-226	-0.137 ± 0.313 (0.738) C:NA T:92%	pCi/L	06/21/17 22:29	

Results presented on this page are in the units indicated by the "Units" column except where an alternate unit is presented to the right of the result.

REPORT OF LABORATORY ANALYSIS

This report shall not be reproduced, except in full,
without the written consent of Pace Analytical Services, LLC.

QUALIFIERS

Project: AMEREN RUSH ISLAND ENERGY CENT

Pace Project No.: 60246227

DEFINITIONS

DF - Dilution Factor, if reported, represents the factor applied to the reported data due to dilution of the sample aliquot.

ND - Not Detected at or above adjusted reporting limit.

J - Estimated concentration above the adjusted method detection limit and below the adjusted reporting limit.

MDL - Adjusted Method Detection Limit.

PQL - Practical Quantitation Limit.

RL - Reporting Limit.

S - Surrogate

1,2-Diphenylhydrazine decomposes to and cannot be separated from Azobenzene using Method 8270. The result for each analyte is a combined concentration.

Consistent with EPA guidelines, unrounded data are displayed and have been used to calculate % recovery and RPD values.

LCS(D) - Laboratory Control Sample (Duplicate)

MS(D) - Matrix Spike (Duplicate)

DUP - Sample Duplicate

RPD - Relative Percent Difference

NC - Not Calculable.

SG - Silica Gel - Clean-Up

U - Indicates the compound was analyzed for, but not detected.

N-Nitrosodiphenylamine decomposes and cannot be separated from Diphenylamine using Method 8270. The result reported for each analyte is a combined concentration.

Act - Activity

Unc - Uncertainty: SDWA = 1.96 sigma count uncertainty, all other matrices = Expanded Uncertainty (95% confidence interval).

Gamma Spec = Expanded Uncertainty (95.4% Confidence Interval)

(MDC) - Minimum Detectable Concentration

Trac - Tracer Recovery (%)

Carr - Carrier Recovery (%)

Pace Analytical is TNI accredited. Contact your Pace PM for the current list of accredited analytes.

TNI - The NELAC Institute.

LABORATORIES

PASI-K Pace Analytical Services - Kansas City

PASI-PA Pace Analytical Services - Greensburg

ANALYTE QUALIFIERS

B Analyte was detected in the associated method blank.

H6 Analysis initiated outside of the 15 minute EPA required holding time.

REPORT OF LABORATORY ANALYSIS

This report shall not be reproduced, except in full,
without the written consent of Pace Analytical Services, LLC.

QUALITY CONTROL DATA CROSS REFERENCE TABLE

Project: AMEREN RUSH ISLAND ENERGY CENT

Pace Project No.: 60246227

Lab ID	Sample ID	QC Batch Method	QC Batch	Analytical Method	Analytical Batch
60246227001	R-MW-1	EPA 200.7	481364	EPA 200.7	481517
60246227002	R-MW-2	EPA 200.7	481364	EPA 200.7	481517
60246227003	R-MW-3	EPA 200.7	481364	EPA 200.7	481517
60246227004	R-MW-4	EPA 200.7	481364	EPA 200.7	481517
60246227005	R-MW-5	EPA 200.7	481364	EPA 200.7	481517
60246227006	R-MW-6	EPA 200.7	481364	EPA 200.7	481517
60246227007	R-MW-7	EPA 200.7	481364	EPA 200.7	481517
60246227008	R-MW-B1	EPA 200.7	481364	EPA 200.7	481517
60246227009	R-MW-B2	EPA 200.7	481364	EPA 200.7	481517
60246227010	R-DUP-1	EPA 200.7	481364	EPA 200.7	481517
60246227011	R-FB-1	EPA 200.7	481364	EPA 200.7	481517
60246227001	R-MW-1	EPA 200.8	481367	EPA 200.8	481518
60246227002	R-MW-2	EPA 200.8	481367	EPA 200.8	481518
60246227003	R-MW-3	EPA 200.8	481367	EPA 200.8	481518
60246227004	R-MW-4	EPA 200.8	481367	EPA 200.8	481518
60246227005	R-MW-5	EPA 200.8	481367	EPA 200.8	481518
60246227006	R-MW-6	EPA 200.8	481367	EPA 200.8	481518
60246227007	R-MW-7	EPA 200.8	481367	EPA 200.8	481518
60246227008	R-MW-B1	EPA 200.8	481367	EPA 200.8	481518
60246227009	R-MW-B2	EPA 200.8	481367	EPA 200.8	481518
60246227010	R-DUP-1	EPA 200.8	481367	EPA 200.8	481518
60246227011	R-FB-1	EPA 200.8	481367	EPA 200.8	481518
60246227001	R-MW-1	EPA 7470	482248	EPA 7470	482262
60246227002	R-MW-2	EPA 7470	482248	EPA 7470	482262
60246227003	R-MW-3	EPA 7470	482248	EPA 7470	482262
60246227004	R-MW-4	EPA 7470	482248	EPA 7470	482262
60246227005	R-MW-5	EPA 7470	482248	EPA 7470	482262
60246227006	R-MW-6	EPA 7470	482248	EPA 7470	482262
60246227007	R-MW-7	EPA 7470	482248	EPA 7470	482262
60246227008	R-MW-B1	EPA 7470	482248	EPA 7470	482262
60246227009	R-MW-B2	EPA 7470	482248	EPA 7470	482262
60246227010	R-DUP-1	EPA 7470	482248	EPA 7470	482262
60246227011	R-FB-1	EPA 7470	482248	EPA 7470	482262
60246227001	R-MW-1	EPA 903.1	261819		
60246227002	R-MW-2	EPA 903.1	261819		
60246227003	R-MW-3	EPA 903.1	261819		
60246227004	R-MW-4	EPA 903.1	261819		
60246227005	R-MW-5	EPA 903.1	261819		
60246227006	R-MW-6	EPA 903.1	261819		
60246227007	R-MW-7	EPA 903.1	261819		
60246227008	R-MW-B1	EPA 903.1	261819		
60246227009	R-MW-B2	EPA 903.1	261819		
60246227010	R-DUP-1	EPA 903.1	261819		
60246227011	R-FB-1	EPA 903.1	261819		
60246227012	R-MW-5 MS	EPA 903.1	261819		
60246227013	R-MW-5 MSD	EPA 903.1	261819		
60246227001	R-MW-1	EPA 904.0	261823		

REPORT OF LABORATORY ANALYSIS

This report shall not be reproduced, except in full,
without the written consent of Pace Analytical Services, LLC.

QUALITY CONTROL DATA CROSS REFERENCE TABLE

Project: AMEREN RUSH ISLAND ENERGY CENT

Pace Project No.: 60246227

Lab ID	Sample ID	QC Batch Method	QC Batch	Analytical Method	Analytical Batch
60246227002	R-MW-2	EPA 904.0	261823		
60246227003	R-MW-3	EPA 904.0	261823		
60246227004	R-MW-4	EPA 904.0	261823		
60246227005	R-MW-5	EPA 904.0	261823		
60246227006	R-MW-6	EPA 904.0	261823		
60246227007	R-MW-7	EPA 904.0	261823		
60246227008	R-MW-B1	EPA 904.0	261823		
60246227009	R-MW-B2	EPA 904.0	261823		
60246227010	R-DUP-1	EPA 904.0	261823		
60246227011	R-FB-1	EPA 904.0	261823		
60246227012	R-MW-5 MS	EPA 904.0	261823		
60246227013	R-MW-5 MSD	EPA 904.0	261823		
60246227001	R-MW-1	SM 2540C	480719		
60246227002	R-MW-2	SM 2540C	480719		
60246227003	R-MW-3	SM 2540C	480719		
60246227004	R-MW-4	SM 2540C	480914		
60246227005	R-MW-5	SM 2540C	480914		
60246227006	R-MW-6	SM 2540C	480914		
60246227007	R-MW-7	SM 2540C	480914		
60246227008	R-MW-B1	SM 2540C	480914		
60246227009	R-MW-B2	SM 2540C	480914		
60246227010	R-DUP-1	SM 2540C	480914		
60246227011	R-FB-1	SM 2540C	480914		
60246227001	R-MW-1	SM 4500-H+B	480678		
60246227002	R-MW-2	SM 4500-H+B	480678		
60246227003	R-MW-3	SM 4500-H+B	480678		
60246227004	R-MW-4	SM 4500-H+B	480678		
60246227005	R-MW-5	SM 4500-H+B	480678		
60246227006	R-MW-6	SM 4500-H+B	480678		
60246227007	R-MW-7	SM 4500-H+B	480678		
60246227008	R-MW-B1	SM 4500-H+B	480678		
60246227009	R-MW-B2	SM 4500-H+B	480678		
60246227010	R-DUP-1	SM 4500-H+B	480678		
60246227011	R-FB-1	SM 4500-H+B	480678		
60246227001	R-MW-1	EPA 300.0	480762		
60246227002	R-MW-2	EPA 300.0	480762		
60246227003	R-MW-3	EPA 300.0	480762		
60246227004	R-MW-4	EPA 300.0	480762		
60246227004	R-MW-4	EPA 300.0	480974		
60246227005	R-MW-5	EPA 300.0	480762		
60246227006	R-MW-6	EPA 300.0	480762		
60246227007	R-MW-7	EPA 300.0	480762		
60246227008	R-MW-B1	EPA 300.0	480762		
60246227009	R-MW-B2	EPA 300.0	480762		
60246227010	R-DUP-1	EPA 300.0	480762		
60246227011	R-FB-1	EPA 300.0	480762		

REPORT OF LABORATORY ANALYSIS

This report shall not be reproduced, except in full,
without the written consent of Pace Analytical Services, LLC.

QUALITY CONTROL DATA CROSS REFERENCE TABLE

Project: AMEREN RUSH ISLAND ENERGY CENT
Pace Project No.: 60246227

Lab ID	Sample ID	QC Batch Method	QC Batch	Analytical Method	Analytical Batch
--------	-----------	-----------------	----------	-------------------	------------------

REPORT OF LABORATORY ANALYSIS

This report shall not be reproduced, except in full,
without the written consent of Pace Analytical Services, LLC.



Sample Condition Upon Receipt

WO#: 60246227
60246227

Client Name: Golder

Courier: FedEx UPS VIA Clay PEX ECI Pace Xroads Client Other

Tracking #: _____ Pace Shipping Label Used? Yes No

Custody Seal on Cooler/Box Present: Yes No Seals intact: Yes No

Packing Material: Bubble Wrap Bubble Bags Foam None Other

Thermometer Used: T-266 / T-239 Type of Ice: Wet Blue None

Cooler Temperature (°C): As-read 3.2/11.0/13.4 Corr. Factor CF +2.9 / CF +0.2 Corrected 3.4/14.2/13.6

Date and initials of person examining contents: PB 6/10/15

Temperature should be above freezing to 6°C

Chain of Custody present:	<input checked="" type="checkbox"/> Yes <input type="checkbox"/> No <input type="checkbox"/> N/A	
Chain of Custody relinquished:	<input checked="" type="checkbox"/> Yes <input type="checkbox"/> No <input type="checkbox"/> N/A	
Samples arrived within holding time:	<input checked="" type="checkbox"/> Yes <input type="checkbox"/> No <input type="checkbox"/> N/A	
Short Hold Time analyses (<72hr):	<input checked="" type="checkbox"/> Yes <input type="checkbox"/> No <input type="checkbox"/> N/A	<u>PH</u>
Rush Turn Around Time requested:	<input type="checkbox"/> Yes <input checked="" type="checkbox"/> No <input type="checkbox"/> N/A	
Sufficient volume:	<input checked="" type="checkbox"/> Yes <input type="checkbox"/> No <input type="checkbox"/> N/A	<u>- All hand written info on coc is printed 1 line below actual pre-printed ID line of</u>
Correct containers used:	<input checked="" type="checkbox"/> Yes <input type="checkbox"/> No <input type="checkbox"/> N/A	
Pace containers used:	<input checked="" type="checkbox"/> Yes <input type="checkbox"/> No <input type="checkbox"/> N/A	<u>- mis-aligned but all info is correct.</u>
Containers intact:	<input checked="" type="checkbox"/> Yes <input type="checkbox"/> No <input type="checkbox"/> N/A	<u>MS/MSD is on R-MW-5.</u>
Unpreserved 5035A / TX1005/1006 soils frozen in 48hrs?	<input type="checkbox"/> Yes <input type="checkbox"/> No <input checked="" type="checkbox"/> N/A	
Filtered volume received for dissolved tests?	<input type="checkbox"/> Yes <input type="checkbox"/> No <input checked="" type="checkbox"/> N/A	
Sample labels match COC: Date / time / ID / analyses	<input type="checkbox"/> Yes <input type="checkbox"/> No <input type="checkbox"/> N/A	
Samples contain multiple phases? Matrix: <u>WA</u>	<input type="checkbox"/> Yes <input checked="" type="checkbox"/> No <input type="checkbox"/> N/A	
Containers requiring pH preservation in compliance? (HNO ₃ , H ₂ SO ₄ , HCl<2; NaOH>9 Sulfide, NaOH>10 Cyanide) (Exceptions: VOA, Micro, O&G, KS TPH, OK-DRO)	<input checked="" type="checkbox"/> Yes <input type="checkbox"/> No <input type="checkbox"/> N/A	
Cyanide water sample checks:		
Lead acetate strip turns dark? (Record only)	<input type="checkbox"/> Yes <input type="checkbox"/> No <input checked="" type="checkbox"/> N/A	
Potassium iodide test strip turns blue/purple? (Preserve)	<input type="checkbox"/> Yes <input type="checkbox"/> No	
Trip Blank present:	<input type="checkbox"/> Yes <input checked="" type="checkbox"/> No <input type="checkbox"/> N/A	
Headspace in VOA vials (>6mm):	<input type="checkbox"/> Yes <input type="checkbox"/> No <input checked="" type="checkbox"/> N/A	
Samples from USDA Regulated Area: State:	<input type="checkbox"/> Yes <input type="checkbox"/> No <input checked="" type="checkbox"/> N/A	
Additional labels attached to 5035A / TX1005 vials in the field?	<input type="checkbox"/> Yes <input type="checkbox"/> No <input checked="" type="checkbox"/> N/A	

Client Notification/ Resolution: Copy COC to Client? Y / N Field Data Required? Y / N

Person Contacted: _____ Date/Time: _____

Comments/ Resolution: _____

Project Manager Review: Jami Chub _____ Date: 6/12/17

November 28, 2017

Mark Haddock
Golder Associates
820 S. Main St
Suite 100
Saint Charles, MO 63301

RE: Project: AMEREN RUSH ISLAND ENERGY CTR
Pace Project No.: 60257950

Dear Mark Haddock:

Enclosed are the analytical results for sample(s) received by the laboratory on November 11, 2017. The results relate only to the samples included in this report. Results reported herein conform to the most current, applicable TNI/NELAC standards and the laboratory's Quality Assurance Manual, where applicable, unless otherwise noted in the body of the report.

If you have any questions concerning this report, please feel free to contact me.

Sincerely,



Jamie Church
jamie.church@pacelabs.com
314-838-7223
Project Manager

Enclosures

cc: Ryan Feldmann, Golder
Jeffrey Ingram, Golder Associates
John Suozzi, Golder Associates



REPORT OF LABORATORY ANALYSIS

This report shall not be reproduced, except in full,
without the written consent of Pace Analytical Services, LLC.

CERTIFICATIONS

Project: AMEREN RUSH ISLAND ENERGY CTR

Pace Project No.: 60257950

Kansas Certification IDs

9608 Loiret Boulevard, Lenexa, KS 66219

WY STR Certification #: 2456.01

Arkansas Certification #: 17-016-0

Illinois Certification #: 200030

Iowa Certification #: 118

Kansas/NELAP Certification #: E-10116

Louisiana Certification #: 03055

Nevada Certification #: KS000212018-1

Oklahoma Certification #: 9205/9935

Texas Certification #: T104704407

Utah Certification #: KS00021

Kansas Field Laboratory Accreditation: # E-92587

Missouri Certification: 10070

REPORT OF LABORATORY ANALYSIS

This report shall not be reproduced, except in full,
without the written consent of Pace Analytical Services, LLC.

SAMPLE SUMMARY

Project: AMEREN RUSH ISLAND ENERGY CTR

Pace Project No.: 60257950

Lab ID	Sample ID	Matrix	Date Collected	Date Received
60257950001	R-MW-1	Water	11/09/17 16:13	11/11/17 03:20
60257950002	R-MW-2	Water	11/09/17 14:58	11/11/17 03:20
60257950003	R-MW-3	Water	11/09/17 13:46	11/11/17 03:20
60257950004	R-MW-4	Water	11/10/17 12:55	11/11/17 03:20
60257950005	R-MW-5	Water	11/10/17 10:25	11/11/17 03:20
60257950006	R-MW-6	Water	11/09/17 12:13	11/11/17 03:20
60257950007	R-MW-7	Water	11/09/17 15:35	11/11/17 03:20
60257950008	R-MW-B1	Water	11/09/17 14:25	11/11/17 03:20
60257950009	R-MW-B2	Water	11/09/17 12:25	11/11/17 03:20
60257950010	R-DUP-1	Water	11/10/17 08:00	11/11/17 03:20
60257950011	R-FB-1	Water	11/09/17 16:20	11/11/17 03:20

REPORT OF LABORATORY ANALYSIS

This report shall not be reproduced, except in full,
without the written consent of Pace Analytical Services, LLC.

SAMPLE ANALYTE COUNT

Project: AMEREN RUSH ISLAND ENERGY CTR

Pace Project No.: 60257950

Lab ID	Sample ID	Method	Analysts	Analytes Reported	Laboratory
60257950001	R-MW-1	EPA 200.7	TDS	7	PASI-K
		SM 2320B	JSS	1	PASI-K
		SM 2540C	HMM	1	PASI-K
		EPA 300.0	OL	3	PASI-K
60257950002	R-MW-2	EPA 200.7	TDS	7	PASI-K
		SM 2320B	JSS	1	PASI-K
		SM 2540C	HMM	1	PASI-K
		EPA 300.0	OL	3	PASI-K
60257950003	R-MW-3	EPA 200.7	TDS	7	PASI-K
		SM 2320B	JSS	1	PASI-K
		SM 2540C	HMM	1	PASI-K
		EPA 300.0	OL	3	PASI-K
60257950004	R-MW-4	EPA 200.7	TDS	7	PASI-K
		SM 2320B	JSS	1	PASI-K
		SM 2540C	HMM	1	PASI-K
		EPA 300.0	OL	3	PASI-K
60257950005	R-MW-5	EPA 200.7	TDS	7	PASI-K
		SM 2320B	JSS	1	PASI-K
		SM 2540C	HMM	1	PASI-K
		EPA 300.0	OL	3	PASI-K
60257950006	R-MW-6	EPA 200.7	TDS	7	PASI-K
		SM 2320B	JSS	1	PASI-K
		SM 2540C	HMM	1	PASI-K
		EPA 300.0	OL	3	PASI-K
60257950007	R-MW-7	EPA 200.7	TDS	7	PASI-K
		SM 2320B	JSS	1	PASI-K
		SM 2540C	HMM	1	PASI-K
		EPA 300.0	OL	3	PASI-K
60257950008	R-MW-B1	EPA 200.7	TDS	7	PASI-K
		SM 2320B	JSS	1	PASI-K
		SM 2540C	HMM	1	PASI-K
		EPA 300.0	OL	3	PASI-K
60257950009	R-MW-B2	EPA 200.7	TDS	7	PASI-K
		SM 2320B	JSS	1	PASI-K
		SM 2540C	HMM	1	PASI-K
		EPA 300.0	OL	3	PASI-K
60257950010	R-DUP-1	EPA 200.7	TDS	7	PASI-K

REPORT OF LABORATORY ANALYSIS

This report shall not be reproduced, except in full,
without the written consent of Pace Analytical Services, LLC.

SAMPLE ANALYTE COUNT

Project: AMEREN RUSH ISLAND ENERGY CTR

Pace Project No.: 60257950

Lab ID	Sample ID	Method	Analysts	Analytes Reported	Laboratory
60257950011	R-FB-1	SM 2320B	JSS	1	PASI-K
		SM 2540C	HMM	1	PASI-K
		EPA 300.0	OL	3	PASI-K
		EPA 200.7	TDS	7	PASI-K
		SM 2320B	JSS	1	PASI-K
		SM 2540C	HMM	1	PASI-K
		EPA 300.0	OL	3	PASI-K

REPORT OF LABORATORY ANALYSIS

This report shall not be reproduced, except in full,
without the written consent of Pace Analytical Services, LLC.

ANALYTICAL RESULTS

Project: AMEREN RUSH ISLAND ENERGY CTR

Pace Project No.: 60257950

Sample: R-MW-1 **Lab ID: 60257950001** Collected: 11/09/17 16:13 Received: 11/11/17 03:20 Matrix: Water

Parameters	Results	Units	PQL	MDL	DF	Prepared	Analyzed	CAS No.	Qual
200.7 Metals, Total		Analytical Method: EPA 200.7 Preparation Method: EPA 200.7							
Boron	1480	ug/L	100	3.5	1	11/18/17 12:30	11/25/17 15:51	7440-42-8	
Calcium	68800	ug/L	100	36.0	1	11/18/17 12:30	11/25/17 15:51	7440-70-2	
Iron	<12.4	ug/L	50.0	12.4	1	11/18/17 12:30	11/25/17 15:51	7439-89-6	
Magnesium	105	ug/L	50.0	15.4	1	11/18/17 12:30	11/25/17 15:51	7439-95-4	
Manganese	<1.8	ug/L	5.0	1.8	1	11/18/17 12:30	11/25/17 15:51	7439-96-5	
Potassium	7710	ug/L	500	52.3	1	11/18/17 12:30	11/25/17 15:51	7440-09-7	
Sodium	112000	ug/L	500	28.4	1	11/18/17 12:30	11/25/17 15:51	7440-23-5	
2320B Alkalinity		Analytical Method: SM 2320B							
Alkalinity, Total as CaCO ₃	36.5	mg/L	20.0	4.9	1		11/16/17 14:19		
2540C Total Dissolved Solids		Analytical Method: SM 2540C							
Total Dissolved Solids	585	mg/L	5.0	5.0	1		11/16/17 18:29		
300.0 IC Anions 28 Days		Analytical Method: EPA 300.0							
Chloride	18.9	mg/L	2.0	1.0	2		11/26/17 12:01	16887-00-6	
Fluoride	0.20J	mg/L	0.20	0.10	1		11/25/17 12:08	16984-48-8	
Sulfate	382	mg/L	50.0	25.0	50		11/26/17 12:16	14808-79-8	

REPORT OF LABORATORY ANALYSIS

This report shall not be reproduced, except in full,
without the written consent of Pace Analytical Services, LLC.

ANALYTICAL RESULTS

Project: AMEREN RUSH ISLAND ENERGY CTR

Pace Project No.: 60257950

Sample: R-MW-2 **Lab ID: 60257950002** Collected: 11/09/17 14:58 Received: 11/11/17 03:20 Matrix: Water

Parameters	Results	Units	PQL	MDL	DF	Prepared	Analyzed	CAS No.	Qual
200.7 Metals, Total		Analytical Method: EPA 200.7 Preparation Method: EPA 200.7							
Boron	5650	ug/L	100	3.5	1	11/18/17 12:30	11/25/17 15:53	7440-42-8	
Calcium	9440	ug/L	100	36.0	1	11/18/17 12:30	11/25/17 15:53	7440-70-2	
Iron	94.3	ug/L	50.0	12.4	1	11/18/17 12:30	11/25/17 15:53	7439-89-6	
Magnesium	17.8J	ug/L	50.0	15.4	1	11/18/17 12:30	11/25/17 15:53	7439-95-4	
Manganese	3.7J	ug/L	5.0	1.8	1	11/18/17 12:30	11/25/17 15:53	7439-96-5	
Potassium	2970	ug/L	500	52.3	1	11/18/17 12:30	11/25/17 15:53	7440-09-7	
Sodium	227000	ug/L	500	28.4	1	11/18/17 12:30	11/25/17 15:53	7440-23-5	
2320B Alkalinity		Analytical Method: SM 2320B							
Alkalinity, Total as CaCO ₃	213	mg/L	20.0	4.9	1		11/16/17 14:24		
2540C Total Dissolved Solids		Analytical Method: SM 2540C							
Total Dissolved Solids	792	mg/L	5.0	5.0	1		11/16/17 18:30		
300.0 IC Anions 28 Days		Analytical Method: EPA 300.0							
Chloride	27.6	mg/L	2.0	1.0	2		11/26/17 12:30	16887-00-6	
Fluoride	0.87	mg/L	0.20	0.10	1		11/25/17 12:22	16984-48-8	
Sulfate	294	mg/L	20.0	10.0	20		11/26/17 12:44	14808-79-8	

REPORT OF LABORATORY ANALYSIS

This report shall not be reproduced, except in full,
without the written consent of Pace Analytical Services, LLC.

ANALYTICAL RESULTS

Project: AMEREN RUSH ISLAND ENERGY CTR

Pace Project No.: 60257950

Sample: R-MW-3 **Lab ID: 60257950003** Collected: 11/09/17 13:46 Received: 11/11/17 03:20 Matrix: Water

Parameters	Results	Units	PQL	MDL	DF	Prepared	Analyzed	CAS No.	Qual
200.7 Metals, Total		Analytical Method: EPA 200.7 Preparation Method: EPA 200.7							
Boron	15400	ug/L	100	3.5	1	11/18/17 12:30	11/25/17 15:56	7440-42-8	
Calcium	5790	ug/L	100	36.0	1	11/18/17 12:30	11/25/17 15:56	7440-70-2	
Iron	217	ug/L	50.0	12.4	1	11/18/17 12:30	11/25/17 15:56	7439-89-6	
Magnesium	119	ug/L	50.0	15.4	1	11/18/17 12:30	11/25/17 15:56	7439-95-4	
Manganese	6.6	ug/L	5.0	1.8	1	11/18/17 12:30	11/25/17 15:56	7439-96-5	
Potassium	1950	ug/L	500	52.3	1	11/18/17 12:30	11/25/17 15:56	7440-09-7	
Sodium	218000	ug/L	500	28.4	1	11/18/17 12:30	11/25/17 15:56	7440-23-5	
2320B Alkalinity		Analytical Method: SM 2320B							
Alkalinity, Total as CaCO ₃	293	mg/L	20.0	4.9	1		11/16/17 14:28		
2540C Total Dissolved Solids		Analytical Method: SM 2540C							
Total Dissolved Solids	697	mg/L	5.0	5.0	1		11/16/17 18:30		
300.0 IC Anions 28 Days		Analytical Method: EPA 300.0							
Chloride	31.3	mg/L	2.0	1.0	2		11/26/17 12:59	16887-00-6	
Fluoride	0.90	mg/L	0.20	0.10	1		11/25/17 12:37	16984-48-8	
Sulfate	175	mg/L	20.0	10.0	20		11/26/17 13:13	14808-79-8	

REPORT OF LABORATORY ANALYSIS

This report shall not be reproduced, except in full,
without the written consent of Pace Analytical Services, LLC.

ANALYTICAL RESULTS

Project: AMEREN RUSH ISLAND ENERGY CTR

Pace Project No.: 60257950

Sample: R-MW-4 **Lab ID: 60257950004** Collected: 11/10/17 12:55 Received: 11/11/17 03:20 Matrix: Water

Parameters	Results	Units	PQL	MDL	DF	Prepared	Analyzed	CAS No.	Qual
200.7 Metals, Total		Analytical Method: EPA 200.7 Preparation Method: EPA 200.7							
Boron	4260	ug/L	100	3.5	1	11/18/17 12:30	11/25/17 15:58	7440-42-8	
Calcium	66900	ug/L	100	36.0	1	11/18/17 12:30	11/25/17 15:58	7440-70-2	
Iron	4820	ug/L	50.0	12.4	1	11/18/17 12:30	11/25/17 15:58	7439-89-6	
Magnesium	13000	ug/L	50.0	15.4	1	11/18/17 12:30	11/25/17 15:58	7439-95-4	
Manganese	260	ug/L	5.0	1.8	1	11/18/17 12:30	11/25/17 15:58	7439-96-5	
Potassium	4550	ug/L	500	52.3	1	11/18/17 12:30	11/25/17 15:58	7440-09-7	
Sodium	58000	ug/L	500	28.4	1	11/18/17 12:30	11/25/17 15:58	7440-23-5	
2320B Alkalinity		Analytical Method: SM 2320B							
Alkalinity, Total as CaCO ₃	266	mg/L	20.0	4.9	1		11/17/17 12:42		
2540C Total Dissolved Solids		Analytical Method: SM 2540C							
Total Dissolved Solids	417	mg/L	5.0	5.0	1		11/16/17 18:33		
300.0 IC Anions 28 Days		Analytical Method: EPA 300.0							
Chloride	19.8	mg/L	2.0	1.0	2		11/26/17 13:28	16887-00-6	
Fluoride	0.88	mg/L	0.20	0.10	1		11/25/17 13:25	16984-48-8	
Sulfate	44.6	mg/L	5.0	2.5	5		11/26/17 13:42	14808-79-8	

REPORT OF LABORATORY ANALYSIS

This report shall not be reproduced, except in full,
without the written consent of Pace Analytical Services, LLC.

ANALYTICAL RESULTS

Project: AMEREN RUSH ISLAND ENERGY CTR

Pace Project No.: 60257950

Sample: R-MW-5 **Lab ID: 60257950005** Collected: 11/10/17 10:25 Received: 11/11/17 03:20 Matrix: Water

Parameters	Results	Units	PQL	MDL	DF	Prepared	Analyzed	CAS No.	Qual
200.7 Metals, Total		Analytical Method: EPA 200.7 Preparation Method: EPA 200.7							
Boron	132	ug/L	100	3.5	1	11/18/17 12:30	11/25/17 16:00	7440-42-8	B
Calcium	124000	ug/L	100	36.0	1	11/18/17 12:30	11/25/17 16:00	7440-70-2	
Iron	11500	ug/L	50.0	12.4	1	11/18/17 12:30	11/25/17 16:00	7439-89-6	
Magnesium	17000	ug/L	50.0	15.4	1	11/18/17 12:30	11/25/17 16:00	7439-95-4	
Manganese	458	ug/L	5.0	1.8	1	11/18/17 12:30	11/25/17 16:00	7439-96-5	
Potassium	2070	ug/L	500	52.3	1	11/18/17 12:30	11/25/17 16:00	7440-09-7	
Sodium	4220	ug/L	500	28.4	1	11/18/17 12:30	11/25/17 16:00	7440-23-5	
2320B Alkalinity		Analytical Method: SM 2320B							
Alkalinity, Total as CaCO3	368	mg/L	20.0	4.9	1		11/17/17 12:47		
2540C Total Dissolved Solids		Analytical Method: SM 2540C							
Total Dissolved Solids	407	mg/L	5.0	5.0	1		11/16/17 18:36		
300.0 IC Anions 28 Days		Analytical Method: EPA 300.0							
Chloride	3.8	mg/L	1.0	0.50	1		11/25/17 13:39	16887-00-6	
Fluoride	0.17J	mg/L	0.20	0.10	1		11/25/17 13:39	16984-48-8	
Sulfate	2.0	mg/L	1.0	0.50	1		11/25/17 13:39	14808-79-8	

REPORT OF LABORATORY ANALYSIS

This report shall not be reproduced, except in full,
without the written consent of Pace Analytical Services, LLC.

ANALYTICAL RESULTS

Project: AMEREN RUSH ISLAND ENERGY CTR

Pace Project No.: 60257950

Sample: R-MW-6 **Lab ID: 60257950006** Collected: 11/09/17 12:13 Received: 11/11/17 03:20 Matrix: Water

Parameters	Results	Units	PQL	MDL	DF	Prepared	Analyzed	CAS No.	Qual
200.7 Metals, Total		Analytical Method: EPA 200.7 Preparation Method: EPA 200.7							
Boron	747	ug/L	100	3.5	1	11/18/17 12:30	11/25/17 16:03	7440-42-8	
Calcium	98200	ug/L	100	36.0	1	11/18/17 12:30	11/25/17 16:03	7440-70-2	
Iron	940	ug/L	50.0	12.4	1	11/18/17 12:30	11/25/17 16:03	7439-89-6	
Magnesium	14000	ug/L	50.0	15.4	1	11/18/17 12:30	11/25/17 16:03	7439-95-4	
Manganese	48.8	ug/L	5.0	1.8	1	11/18/17 12:30	11/25/17 16:03	7439-96-5	
Potassium	1040	ug/L	500	52.3	1	11/18/17 12:30	11/25/17 16:03	7440-09-7	
Sodium	11000	ug/L	500	28.4	1	11/18/17 12:30	11/25/17 16:03	7440-23-5	
2320B Alkalinity		Analytical Method: SM 2320B							
Alkalinity, Total as CaCO ₃	275	mg/L	20.0	4.9	1		11/16/17 14:33		
2540C Total Dissolved Solids		Analytical Method: SM 2540C							
Total Dissolved Solids	366	mg/L	5.0	5.0	1		11/16/17 18:31		
300.0 IC Anions 28 Days		Analytical Method: EPA 300.0							
Chloride	5.4	mg/L	1.0	0.50	1		11/25/17 13:53	16887-00-6	
Fluoride	0.19J	mg/L	0.20	0.10	1		11/25/17 13:53	16984-48-8	
Sulfate	33.0	mg/L	2.0	1.0	2		11/26/17 13:56	14808-79-8	

REPORT OF LABORATORY ANALYSIS

This report shall not be reproduced, except in full,
without the written consent of Pace Analytical Services, LLC.

ANALYTICAL RESULTS

Project: AMEREN RUSH ISLAND ENERGY CTR

Pace Project No.: 60257950

Sample: R-MW-7 **Lab ID: 60257950007** Collected: 11/09/17 15:35 Received: 11/11/17 03:20 Matrix: Water

Parameters	Results	Units	PQL	MDL	DF	Prepared	Analyzed	CAS No.	Qual
200.7 Metals, Total		Analytical Method: EPA 200.7 Preparation Method: EPA 200.7							
Boron	2370	ug/L	100	3.5	1	11/18/17 12:30	11/25/17 16:14	7440-42-8	
Calcium	73000	ug/L	100	36.0	1	11/18/17 12:30	11/25/17 16:14	7440-70-2	
Iron	15600	ug/L	50.0	12.4	1	11/18/17 12:30	11/25/17 16:14	7439-89-6	
Magnesium	19600	ug/L	50.0	15.4	1	11/18/17 12:30	11/25/17 16:14	7439-95-4	
Manganese	322	ug/L	5.0	1.8	1	11/18/17 12:30	11/25/17 16:14	7439-96-5	
Potassium	5170	ug/L	500	52.3	1	11/18/17 12:30	11/25/17 16:14	7440-09-7	
Sodium	27000	ug/L	500	28.4	1	11/18/17 12:30	11/25/17 16:14	7440-23-5	
2320B Alkalinity		Analytical Method: SM 2320B							
Alkalinity, Total as CaCO ₃	261	mg/L	20.0	4.9	1		11/16/17 14:53		
2540C Total Dissolved Solids		Analytical Method: SM 2540C							
Total Dissolved Solids	388	mg/L	5.0	5.0	1		11/16/17 18:31		
300.0 IC Anions 28 Days		Analytical Method: EPA 300.0							
Chloride	12.6	mg/L	1.0	0.50	1		11/25/17 14:51	16887-00-6	
Fluoride	0.33	mg/L	0.20	0.10	1		11/25/17 14:51	16984-48-8	
Sulfate	46.8	mg/L	5.0	2.5	5		11/26/17 15:09	14808-79-8	

REPORT OF LABORATORY ANALYSIS

This report shall not be reproduced, except in full,
without the written consent of Pace Analytical Services, LLC.

ANALYTICAL RESULTS

Project: AMEREN RUSH ISLAND ENERGY CTR

Pace Project No.: 60257950

Sample: R-MW-B1 **Lab ID: 60257950008** Collected: 11/09/17 14:25 Received: 11/11/17 03:20 Matrix: Water

Parameters	Results	Units	PQL	MDL	DF	Prepared	Analyzed	CAS No.	Qual
200.7 Metals, Total		Analytical Method: EPA 200.7 Preparation Method: EPA 200.7							
Boron	133	ug/L	100	3.5	1	11/18/17 12:30	11/25/17 16:16	7440-42-8	B
Calcium	155000	ug/L	100	36.0	1	11/18/17 12:30	11/25/17 16:16	7440-70-2	
Iron	27600	ug/L	50.0	12.4	1	11/18/17 12:30	11/25/17 16:16	7439-89-6	
Magnesium	50500	ug/L	50.0	15.4	1	11/18/17 12:30	11/25/17 16:16	7439-95-4	
Manganese	1310	ug/L	5.0	1.8	1	11/18/17 12:30	11/25/17 16:16	7439-96-5	
Potassium	8700	ug/L	500	52.3	1	11/18/17 12:30	11/25/17 16:16	7440-09-7	
Sodium	23100	ug/L	500	28.4	1	11/18/17 12:30	11/25/17 16:16	7440-23-5	
2320B Alkalinity		Analytical Method: SM 2320B							
Alkalinity, Total as CaCO ₃	528	mg/L	20.0	4.9	1		11/16/17 15:00		
2540C Total Dissolved Solids		Analytical Method: SM 2540C							
Total Dissolved Solids	685	mg/L	5.0	5.0	1		11/16/17 18:32		
300.0 IC Anions 28 Days		Analytical Method: EPA 300.0							
Chloride	45.4	mg/L	5.0	2.5	5		11/26/17 15:23	16887-00-6	
Fluoride	0.16J	mg/L	0.20	0.10	1		11/25/17 15:05	16984-48-8	
Sulfate	38.2	mg/L	5.0	2.5	5		11/26/17 15:23	14808-79-8	

REPORT OF LABORATORY ANALYSIS

This report shall not be reproduced, except in full,
without the written consent of Pace Analytical Services, LLC.

ANALYTICAL RESULTS

Project: AMEREN RUSH ISLAND ENERGY CTR

Pace Project No.: 60257950

Sample: R-MW-B2 **Lab ID: 60257950009** Collected: 11/09/17 12:25 Received: 11/11/17 03:20 Matrix: Water

Parameters	Results	Units	PQL	MDL	DF	Prepared	Analyzed	CAS No.	Qual
200.7 Metals, Total		Analytical Method: EPA 200.7 Preparation Method: EPA 200.7							
Boron	57.3J	ug/L	100	3.5	1	11/18/17 12:30	11/25/17 16:18	7440-42-8	B
Calcium	112000	ug/L	100	36.0	1	11/18/17 12:30	11/25/17 16:18	7440-70-2	
Iron	9770	ug/L	50.0	12.4	1	11/18/17 12:30	11/25/17 16:18	7439-89-6	
Magnesium	19900	ug/L	50.0	15.4	1	11/18/17 12:30	11/25/17 16:18	7439-95-4	
Manganese	267	ug/L	5.0	1.8	1	11/18/17 12:30	11/25/17 16:18	7439-96-5	
Potassium	2010	ug/L	500	52.3	1	11/18/17 12:30	11/25/17 16:18	7440-09-7	
Sodium	20200	ug/L	500	28.4	1	11/18/17 12:30	11/25/17 16:18	7440-23-5	
2320B Alkalinity		Analytical Method: SM 2320B							
Alkalinity, Total as CaCO ₃	340	mg/L	20.0	4.9	1		11/16/17 15:05		
2540C Total Dissolved Solids		Analytical Method: SM 2540C							
Total Dissolved Solids	437	mg/L	5.0	5.0	1		11/16/17 18:32		
300.0 IC Anions 28 Days		Analytical Method: EPA 300.0							
Chloride	37.1	mg/L	5.0	2.5	5		11/26/17 15:37	16887-00-6	
Fluoride	0.18J	mg/L	0.20	0.10	1		11/25/17 15:20	16984-48-8	
Sulfate	12.5	mg/L	1.0	0.50	1		11/25/17 15:20	14808-79-8	

REPORT OF LABORATORY ANALYSIS

This report shall not be reproduced, except in full,
without the written consent of Pace Analytical Services, LLC.

ANALYTICAL RESULTS

Project: AMEREN RUSH ISLAND ENERGY CTR

Pace Project No.: 60257950

Sample: R-DUP-1 **Lab ID: 60257950010** Collected: 11/10/17 08:00 Received: 11/11/17 03:20 Matrix: Water

Parameters	Results	Units	PQL	MDL	DF	Prepared	Analyzed	CAS No.	Qual
200.7 Metals, Total		Analytical Method: EPA 200.7 Preparation Method: EPA 200.7							
Boron	99.7J	ug/L	100	3.5	1	11/18/17 12:30	11/25/17 16:20	7440-42-8	B
Calcium	126000	ug/L	100	36.0	1	11/18/17 12:30	11/25/17 16:20	7440-70-2	
Iron	11700	ug/L	50.0	12.4	1	11/18/17 12:30	11/25/17 16:20	7439-89-6	
Magnesium	17400	ug/L	50.0	15.4	1	11/18/17 12:30	11/25/17 16:20	7439-95-4	
Manganese	463	ug/L	5.0	1.8	1	11/18/17 12:30	11/25/17 16:20	7439-96-5	
Potassium	2030	ug/L	500	52.3	1	11/18/17 12:30	11/25/17 16:20	7440-09-7	
Sodium	4210	ug/L	500	28.4	1	11/18/17 12:30	11/25/17 16:20	7440-23-5	
2320B Alkalinity		Analytical Method: SM 2320B							
Alkalinity, Total as CaCO3	379	mg/L	20.0	4.9	1		11/17/17 12:56		
2540C Total Dissolved Solids		Analytical Method: SM 2540C							
Total Dissolved Solids	402	mg/L	5.0	5.0	1		11/16/17 18:44		
300.0 IC Anions 28 Days		Analytical Method: EPA 300.0							
Chloride	3.8	mg/L	1.0	0.50	1		11/25/17 15:34	16887-00-6	
Fluoride	0.16J	mg/L	0.20	0.10	1		11/25/17 15:34	16984-48-8	
Sulfate	2.0	mg/L	1.0	0.50	1		11/25/17 15:34	14808-79-8	

REPORT OF LABORATORY ANALYSIS

This report shall not be reproduced, except in full,
without the written consent of Pace Analytical Services, LLC.

ANALYTICAL RESULTS

Project: AMEREN RUSH ISLAND ENERGY CTR

Pace Project No.: 60257950

Sample: R-FB-1 **Lab ID: 60257950011** Collected: 11/09/17 16:20 Received: 11/11/17 03:20 Matrix: Water

Parameters	Results	Units	PQL	MDL	DF	Prepared	Analyzed	CAS No.	Qual
200.7 Metals, Total		Analytical Method: EPA 200.7 Preparation Method: EPA 200.7							
Boron	13.4J	ug/L	100	3.5	1	11/18/17 12:30	11/25/17 16:23	7440-42-8	B
Calcium	<36.0	ug/L	100	36.0	1	11/18/17 12:30	11/25/17 16:23	7440-70-2	
Iron	<12.4	ug/L	50.0	12.4	1	11/18/17 12:30	11/25/17 16:23	7439-89-6	
Magnesium	<15.4	ug/L	50.0	15.4	1	11/18/17 12:30	11/25/17 16:23	7439-95-4	
Manganese	<1.8	ug/L	5.0	1.8	1	11/18/17 12:30	11/25/17 16:23	7439-96-5	
Potassium	<52.3	ug/L	500	52.3	1	11/18/17 12:30	11/25/17 16:23	7440-09-7	
Sodium	<28.4	ug/L	500	28.4	1	11/18/17 12:30	11/25/17 16:23	7440-23-5	
2320B Alkalinity		Analytical Method: SM 2320B							
Alkalinity, Total as CaCO ₃	7.8J	mg/L	20.0	4.9	1		11/16/17 15:09		
2540C Total Dissolved Solids		Analytical Method: SM 2540C							
Total Dissolved Solids	6.5	mg/L	5.0	5.0	1		11/16/17 18:32		
300.0 IC Anions 28 Days		Analytical Method: EPA 300.0							
Chloride	<0.50	mg/L	1.0	0.50	1		11/25/17 15:49	16887-00-6	
Fluoride	<0.10	mg/L	0.20	0.10	1		11/25/17 15:49	16984-48-8	
Sulfate	<0.50	mg/L	1.0	0.50	1		11/25/17 15:49	14808-79-8	

REPORT OF LABORATORY ANALYSIS

This report shall not be reproduced, except in full,
without the written consent of Pace Analytical Services, LLC.

QUALITY CONTROL DATA

Project: AMEREN RUSH ISLAND ENERGY CTR

Pace Project No.: 60257950

QC Batch: 503848 Analysis Method: EPA 200.7
 QC Batch Method: EPA 200.7 Analysis Description: 200.7 Metals, Total
 Associated Lab Samples: 60257950001, 60257950002, 60257950003, 60257950004, 60257950005, 60257950006, 60257950007, 60257950008, 60257950009, 60257950010, 60257950011

METHOD BLANK: 2063334 Matrix: Water
 Associated Lab Samples: 60257950001, 60257950002, 60257950003, 60257950004, 60257950005, 60257950006, 60257950007, 60257950008, 60257950009, 60257950010, 60257950011

Parameter	Units	Blank Result	Reporting Limit	MDL	Analyzed	Qualifiers
Boron	ug/L	19.9J	100	3.5	11/25/17 15:49	
Calcium	ug/L	<36.0	100	36.0	11/25/17 15:49	
Iron	ug/L	<12.4	50.0	12.4	11/25/17 15:49	
Magnesium	ug/L	<15.4	50.0	15.4	11/25/17 15:49	
Manganese	ug/L	<1.8	5.0	1.8	11/25/17 15:49	
Potassium	ug/L	<52.3	500	52.3	11/25/17 15:49	
Sodium	ug/L	<28.4	500	28.4	11/25/17 15:49	

LABORATORY CONTROL SAMPLE: 2063335

Parameter	Units	Spike Conc.	LCS Result	LCS % Rec	% Rec Limits	Qualifiers
Boron	ug/L	1000	1030	103	85-115	
Calcium	ug/L	10000	10100	101	85-115	
Iron	ug/L	10000	10300	103	85-115	
Magnesium	ug/L	10000	10300	103	85-115	
Manganese	ug/L	1000	1030	103	85-115	
Potassium	ug/L	10000	10100	101	85-115	
Sodium	ug/L	10000	9720	97	85-115	

MATRIX SPIKE & MATRIX SPIKE DUPLICATE: 2063336 2063337

Parameter	Units	MS		MSD		MS % Rec	MSD % Rec	% Rec Limits	RPD	Max RPD	Qual
		60257950006 Result	Spike Conc.	Spike Conc.	MS Result						
Boron	ug/L	747	1000	1000	1760	1760	101	102	70-130	1	20
Calcium	ug/L	98200	10000	10000	109000	110000	105	114	70-130	1	20
Iron	ug/L	940	10000	10000	11200	11200	103	103	70-130	0	20
Magnesium	ug/L	14000	10000	10000	23800	24000	98	100	70-130	1	20
Manganese	ug/L	48.8	1000	1000	1070	1080	103	103	70-130	1	20
Potassium	ug/L	1040	10000	10000	11200	11200	101	102	70-130	0	20
Sodium	ug/L	11000	10000	10000	21000	21000	100	100	70-130	0	20

Results presented on this page are in the units indicated by the "Units" column except where an alternate unit is presented to the right of the result.

REPORT OF LABORATORY ANALYSIS

This report shall not be reproduced, except in full,
without the written consent of Pace Analytical Services, LLC.

QUALITY CONTROL DATA

Project: AMEREN RUSH ISLAND ENERGY CTR

Pace Project No.: 60257950

Parameter	Units	2063338		2063339		MS Result	MSD Result	MS % Rec	MSD % Rec	% Rec Limits	Max RPD	Qual
		MS Spike Conc.	MSD Spike Conc.	MS Result	MSD Result							
Boron	ug/L	100	1000	1000	1120	1120	102	102	70-130	0	20	
Calcium	ug/L	129000	10000	10000	141000	140000	117	109	70-130	1	20	
Iron	ug/L	18.8J	10000	10000	10300	10100	103	101	70-130	1	20	
Magnesium	ug/L	42800	10000	10000	53800	54000	110	111	70-130	0	20	
Manganese	ug/L	736	1000	1000	1790	1780	106	104	70-130	1	20	
Potassium	ug/L	7460	10000	10000	17800	17600	103	102	70-130	1	20	
Sodium	ug/L	19900	10000	10000	30200	30000	104	101	70-130	1	20	

Results presented on this page are in the units indicated by the "Units" column except where an alternate unit is presented to the right of the result.

REPORT OF LABORATORY ANALYSIS

This report shall not be reproduced, except in full,
without the written consent of Pace Analytical Services, LLC.

QUALITY CONTROL DATA

Project: AMEREN RUSH ISLAND ENERGY CTR

Pace Project No.: 60257950

QC Batch: 503536

Analysis Method: SM 2320B

QC Batch Method: SM 2320B

Analysis Description: 2320B Alkalinity

Associated Lab Samples: 60257950001, 60257950002, 60257950003, 60257950006, 60257950007, 60257950008, 60257950009, 60257950011

METHOD BLANK: 2061447

Matrix: Water

Associated Lab Samples: 60257950001, 60257950002, 60257950003, 60257950006, 60257950007, 60257950008, 60257950009, 60257950011

Parameter	Units	Blank Result	Reporting Limit	MDL	Analyzed	Qualifiers
Alkalinity, Total as CaCO ₃	mg/L	<4.9	20.0	4.9	11/16/17 12:55	

LABORATORY CONTROL SAMPLE: 2061448

Parameter	Units	Spike Conc.	LCS Result	LCS % Rec	% Rec Limits	Qualifiers
Alkalinity, Total as CaCO ₃	mg/L	500	504	101	90-110	

SAMPLE DUPLICATE: 2061449

Parameter	Units	60257954015 Result	Dup Result	RPD	Max RPD	Qualifiers
Alkalinity, Total as CaCO ₃	mg/L	<4.9	<4.9		10	

SAMPLE DUPLICATE: 2061451

Parameter	Units	60257950006 Result	Dup Result	RPD	Max RPD	Qualifiers
Alkalinity, Total as CaCO ₃	mg/L	275	271	2	10	

Results presented on this page are in the units indicated by the "Units" column except where an alternate unit is presented to the right of the result.

REPORT OF LABORATORY ANALYSIS

This report shall not be reproduced, except in full,
without the written consent of Pace Analytical Services, LLC.

QUALITY CONTROL DATA

Project: AMEREN RUSH ISLAND ENERGY CTR

Pace Project No.: 60257950

QC Batch: 503728

Analysis Method: SM 2320B

QC Batch Method: SM 2320B

Analysis Description: 2320B Alkalinity

Associated Lab Samples: 60257950004, 60257950005, 60257950010

METHOD BLANK: 2062350

Matrix: Water

Associated Lab Samples: 60257950004, 60257950005, 60257950010

Parameter	Units	Blank Result	Reporting Limit	MDL	Analyzed	Qualifiers
Alkalinity, Total as CaCO ₃	mg/L	<4.9	20.0	4.9	11/17/17 11:36	

LABORATORY CONTROL SAMPLE: 2062351

Parameter	Units	Spike Conc.	LCS Result	LCS % Rec	% Rec Limits	Qualifiers
Alkalinity, Total as CaCO ₃	mg/L	500	510	102	90-110	

SAMPLE DUPLICATE: 2062352

Parameter	Units	60257763002 Result	Dup Result	RPD	Max RPD	Qualifiers
Alkalinity, Total as CaCO ₃	mg/L	96.3	102	6	10	

SAMPLE DUPLICATE: 2062353

Parameter	Units	60257722007 Result	Dup Result	RPD	Max RPD	Qualifiers
Alkalinity, Total as CaCO ₃	mg/L	242	242	0	10	

Results presented on this page are in the units indicated by the "Units" column except where an alternate unit is presented to the right of the result.

REPORT OF LABORATORY ANALYSIS

This report shall not be reproduced, except in full,
without the written consent of Pace Analytical Services, LLC.

QUALITY CONTROL DATA

Project: AMEREN RUSH ISLAND ENERGY CTR

Pace Project No.: 60257950

QC Batch:	503429	Analysis Method:	SM 2540C
QC Batch Method:	SM 2540C	Analysis Description:	2540C Total Dissolved Solids
Associated Lab Samples:	60257950001, 60257950002, 60257950003, 60257950004, 60257950005, 60257950006, 60257950007, 60257950008, 60257950009, 60257950010, 60257950011		

METHOD BLANK:	2060984	Matrix:	Water
Associated Lab Samples:	60257950001, 60257950002, 60257950003, 60257950004, 60257950005, 60257950006, 60257950007, 60257950008, 60257950009, 60257950010, 60257950011		

Parameter	Units	Blank Result	Reporting Limit	MDL	Analyzed	Qualifiers
Total Dissolved Solids	mg/L	<5.0	5.0	5.0	11/16/17 18:25	

LABORATORY CONTROL SAMPLE: 2060985

Parameter	Units	Spike Conc.	LCS Result	LCS % Rec	% Rec Limits	Qualifiers
Total Dissolved Solids	mg/L	1000	989	99	80-120	

SAMPLE DUPLICATE: 2060986

Parameter	Units	60257864021 Result	Dup Result	RPD	Max RPD	Qualifiers
Total Dissolved Solids	mg/L	645	649	1	10	

SAMPLE DUPLICATE: 2060987

Parameter	Units	60257950006 Result	Dup Result	RPD	Max RPD	Qualifiers
Total Dissolved Solids	mg/L	366	358	2	10	

Results presented on this page are in the units indicated by the "Units" column except where an alternate unit is presented to the right of the result.

REPORT OF LABORATORY ANALYSIS

This report shall not be reproduced, except in full,
without the written consent of Pace Analytical Services, LLC.

QUALITY CONTROL DATA

Project: AMEREN RUSH ISLAND ENERGY CTR
Pace Project No.: 60257950

QC Batch: 504546 Analysis Method: EPA 300.0
QC Batch Method: EPA 300.0 Analysis Description: 300.0 IC Anions
Associated Lab Samples: 60257950001, 60257950002, 60257950003, 60257950004, 60257950005, 60257950006, 60257950007, 60257950008, 60257950009, 60257950010, 60257950011

METHOD BLANK: 2067013 Matrix: Water
Associated Lab Samples: 60257950001, 60257950002, 60257950003, 60257950004, 60257950005, 60257950006, 60257950007, 60257950008, 60257950009, 60257950010, 60257950011

Parameter	Units	Blank Result	Reporting Limit	MDL	Analyzed	Qualifiers
Chloride	mg/L	<0.50	1.0	0.50	11/25/17 07:43	
Fluoride	mg/L	<0.10	0.20	0.10	11/25/17 07:43	
Sulfate	mg/L	<0.50	1.0	0.50	11/25/17 07:43	

LABORATORY CONTROL SAMPLE: 2067014

Parameter	Units	Spike Conc.	LCS Result	LCS % Rec	% Rec Limits	Qualifiers
Chloride	mg/L	5	4.6	91	90-110	
Fluoride	mg/L	2.5	2.4	94	90-110	
Sulfate	mg/L	5	5.1	103	90-110	

MATRIX SPIKE & MATRIX SPIKE DUPLICATE: 2067015 2067016

Parameter	Units	60258458001 Result	MS Spike Conc.	MSD Spike Conc.	MS Result	MSD Result	MS % Rec	MSD % Rec	% Rec Limits	RPD	Max RPD	Qual
Chloride	mg/L	2.9	5	5	7.7	7.8	96	97	80-120	1	15	
Fluoride	mg/L	0.37	2.5	2.5	2.8	2.9	97	100	80-120	3	15	

MATRIX SPIKE SAMPLE: 2067017

Parameter	Units	60257950006 Result	Spike Conc.	MS Result	MS % Rec	% Rec Limits	Qualifiers
Chloride	mg/L	5.4	5	10.3	98	80-120	
Fluoride	mg/L	0.19J	2.5	2.6	95	80-120	

Results presented on this page are in the units indicated by the "Units" column except where an alternate unit is presented to the right of the result.

REPORT OF LABORATORY ANALYSIS

This report shall not be reproduced, except in full,
without the written consent of Pace Analytical Services, LLC.

QUALITY CONTROL DATA

Project: AMEREN RUSH ISLAND ENERGY CTR

Pace Project No.: 60257950

QC Batch: 504564

Analysis Method: EPA 300.0

QC Batch Method: EPA 300.0

Analysis Description: 300.0 IC Anions

Associated Lab Samples: 60257950001, 60257950002, 60257950003, 60257950004, 60257950006, 60257950007, 60257950008, 60257950009

METHOD BLANK: 2067306

Matrix: Water

Associated Lab Samples: 60257950001, 60257950002, 60257950003, 60257950004, 60257950006, 60257950007, 60257950008, 60257950009

Parameter	Units	Blank Result	Reporting Limit	MDL	Analyzed	Qualifiers
Chloride	mg/L	<0.50	1.0	0.50	11/26/17 07:43	
Sulfate	mg/L	<0.50	1.0	0.50	11/26/17 07:43	

LABORATORY CONTROL SAMPLE: 2067307

Parameter	Units	Spike Conc.	LCS Result	LCS % Rec	% Rec Limits	Qualifiers
Chloride	mg/L	5	4.8	95	90-110	
Sulfate	mg/L	5	4.9	98	90-110	

MATRIX SPIKE & MATRIX SPIKE DUPLICATE: 2067308 2067309

Parameter	Units	60257950006 Result	MS Spike Conc.	MSD Spike Conc.	MS Result	MSD Result	MS % Rec	MSD % Rec	% Rec Limits	RPD	Max RPD	Qual
Sulfate	mg/L	33.0	10	10	42.8	42.8	98	99	80-120	0	15	

MATRIX SPIKE SAMPLE: 2067310

Parameter	Units	60257953001 Result	Spike Conc.	MS Result	MS % Rec	% Rec Limits	Qualifiers
Sulfate	mg/L	83.3	50	133	99	80-120	

Results presented on this page are in the units indicated by the "Units" column except where an alternate unit is presented to the right of the result.

REPORT OF LABORATORY ANALYSIS

This report shall not be reproduced, except in full,
without the written consent of Pace Analytical Services, LLC.

QUALIFIERS

Project: AMEREN RUSH ISLAND ENERGY CTR

Pace Project No.: 60257950

DEFINITIONS

DF - Dilution Factor, if reported, represents the factor applied to the reported data due to dilution of the sample aliquot.

ND - Not Detected at or above adjusted reporting limit.

TNTC - Too Numerous To Count

J - Estimated concentration above the adjusted method detection limit and below the adjusted reporting limit.

MDL - Adjusted Method Detection Limit.

PQL - Practical Quantitation Limit.

RL - Reporting Limit.

S - Surrogate

1,2-Diphenylhydrazine decomposes to and cannot be separated from Azobenzene using Method 8270. The result for each analyte is a combined concentration.

Consistent with EPA guidelines, unrounded data are displayed and have been used to calculate % recovery and RPD values.

LCS(D) - Laboratory Control Sample (Duplicate)

MS(D) - Matrix Spike (Duplicate)

DUP - Sample Duplicate

RPD - Relative Percent Difference

NC - Not Calculable.

SG - Silica Gel - Clean-Up

U - Indicates the compound was analyzed for, but not detected.

N-Nitrosodiphenylamine decomposes and cannot be separated from Diphenylamine using Method 8270. The result reported for each analyte is a combined concentration.

Pace Analytical is TNI accredited. Contact your Pace PM for the current list of accredited analytes.

TNI - The NELAC Institute.

LABORATORIES

PASI-K Pace Analytical Services - Kansas City

ANALYTE QUALIFIERS

B Analyte was detected in the associated method blank.

REPORT OF LABORATORY ANALYSIS

This report shall not be reproduced, except in full,
without the written consent of Pace Analytical Services, LLC.

QUALITY CONTROL DATA CROSS REFERENCE TABLE

Project: AMEREN RUSH ISLAND ENERGY CTR

Pace Project No.: 60257950

Lab ID	Sample ID	QC Batch Method	QC Batch	Analytical Method	Analytical Batch
60257950001	R-MW-1	EPA 200.7	503848	EPA 200.7	503868
60257950002	R-MW-2	EPA 200.7	503848	EPA 200.7	503868
60257950003	R-MW-3	EPA 200.7	503848	EPA 200.7	503868
60257950004	R-MW-4	EPA 200.7	503848	EPA 200.7	503868
60257950005	R-MW-5	EPA 200.7	503848	EPA 200.7	503868
60257950006	R-MW-6	EPA 200.7	503848	EPA 200.7	503868
60257950007	R-MW-7	EPA 200.7	503848	EPA 200.7	503868
60257950008	R-MW-B1	EPA 200.7	503848	EPA 200.7	503868
60257950009	R-MW-B2	EPA 200.7	503848	EPA 200.7	503868
60257950010	R-DUP-1	EPA 200.7	503848	EPA 200.7	503868
60257950011	R-FB-1	EPA 200.7	503848	EPA 200.7	503868
60257950001	R-MW-1	SM 2320B	503536		
60257950002	R-MW-2	SM 2320B	503536		
60257950003	R-MW-3	SM 2320B	503536		
60257950004	R-MW-4	SM 2320B	503728		
60257950005	R-MW-5	SM 2320B	503728		
60257950006	R-MW-6	SM 2320B	503536		
60257950007	R-MW-7	SM 2320B	503536		
60257950008	R-MW-B1	SM 2320B	503536		
60257950009	R-MW-B2	SM 2320B	503536		
60257950010	R-DUP-1	SM 2320B	503728		
60257950011	R-FB-1	SM 2320B	503536		
60257950001	R-MW-1	SM 2540C	503429		
60257950002	R-MW-2	SM 2540C	503429		
60257950003	R-MW-3	SM 2540C	503429		
60257950004	R-MW-4	SM 2540C	503429		
60257950005	R-MW-5	SM 2540C	503429		
60257950006	R-MW-6	SM 2540C	503429		
60257950007	R-MW-7	SM 2540C	503429		
60257950008	R-MW-B1	SM 2540C	503429		
60257950009	R-MW-B2	SM 2540C	503429		
60257950010	R-DUP-1	SM 2540C	503429		
60257950011	R-FB-1	SM 2540C	503429		
60257950001	R-MW-1	EPA 300.0	504546		
60257950001	R-MW-1	EPA 300.0	504564		
60257950002	R-MW-2	EPA 300.0	504546		
60257950002	R-MW-2	EPA 300.0	504564		
60257950003	R-MW-3	EPA 300.0	504546		
60257950003	R-MW-3	EPA 300.0	504564		
60257950004	R-MW-4	EPA 300.0	504546		
60257950004	R-MW-4	EPA 300.0	504564		

REPORT OF LABORATORY ANALYSIS

This report shall not be reproduced, except in full,
without the written consent of Pace Analytical Services, LLC.

QUALITY CONTROL DATA CROSS REFERENCE TABLE

Project: AMEREN RUSH ISLAND ENERGY CTR

Pace Project No.: 60257950

Lab ID	Sample ID	QC Batch Method	QC Batch	Analytical Method	Analytical Batch
60257950005	R-MW-5	EPA 300.0	504546		
60257950006	R-MW-6	EPA 300.0	504546		
60257950006	R-MW-6	EPA 300.0	504564		
60257950007	R-MW-7	EPA 300.0	504546		
60257950007	R-MW-7	EPA 300.0	504564		
60257950008	R-MW-B1	EPA 300.0	504546		
60257950008	R-MW-B1	EPA 300.0	504564		
60257950009	R-MW-B2	EPA 300.0	504546		
60257950009	R-MW-B2	EPA 300.0	504564		
60257950010	R-DUP-1	EPA 300.0	504546		
60257950011	R-FB-1	EPA 300.0	504546		

REPORT OF LABORATORY ANALYSIS

This report shall not be reproduced, except in full,
without the written consent of Pace Analytical Services, LLC.



Sample Condition Upon Receipt

WO#: 60257950



Client Name: Golder Associates

Courier: FedEx UPS VIA Clay PEX ECI Pace Xroads Client Other

Tracking #: _____ Pace Shipping Label Used? Yes No

Custody Seal on Cooler/Box Present: Yes No Seals intact: Yes No

Packing Material: Bubble Wrap Bubble Bags Foam None Other

Thermometer Used: (T-266) ^{CF 0.0} T-239 ^{CF +0.2} Type of Ice: Wet Blue None

Cooler Temperature (°C): As-read 0.6/1.3 Corr. Factor CF 0.0 CF +0.2 Corrected 0.6/1.3

RH 11/10/17
Date and initials of person examining contents:

Temperature should be above freezing to 6°C

Chain of Custody present:	<input checked="" type="checkbox"/> Yes <input type="checkbox"/> No <input type="checkbox"/> N/A
Chain of Custody relinquished:	<input checked="" type="checkbox"/> Yes <input type="checkbox"/> No <input type="checkbox"/> N/A
Samples arrived within holding time:	<input checked="" type="checkbox"/> Yes <input type="checkbox"/> No <input type="checkbox"/> N/A
Short Hold Time analyses (<72hr):	<input type="checkbox"/> Yes <input checked="" type="checkbox"/> No <input type="checkbox"/> N/A
Rush Turn Around Time requested:	<input type="checkbox"/> Yes <input checked="" type="checkbox"/> No <input type="checkbox"/> N/A
Sufficient volume:	<input checked="" type="checkbox"/> Yes <input type="checkbox"/> No <input type="checkbox"/> N/A
Correct containers used:	<input checked="" type="checkbox"/> Yes <input type="checkbox"/> No <input type="checkbox"/> N/A
Pace containers used:	<input checked="" type="checkbox"/> Yes <input type="checkbox"/> No <input type="checkbox"/> N/A
Containers intact:	<input checked="" type="checkbox"/> Yes <input type="checkbox"/> No <input type="checkbox"/> N/A
Unpreserved 5035A / TX1005/1006 soils frozen in 48hrs?	<input type="checkbox"/> Yes <input type="checkbox"/> No <input checked="" type="checkbox"/> N/A
Filtered volume received for dissolved tests?	<input type="checkbox"/> Yes <input checked="" type="checkbox"/> No <input type="checkbox"/> N/A
Sample labels match COC: Date / time / ID / analyses	<input checked="" type="checkbox"/> Yes <input type="checkbox"/> No <input type="checkbox"/> N/A
Samples contain multiple phases? Matrix: <u>WT</u>	<input type="checkbox"/> Yes <input checked="" type="checkbox"/> No <input type="checkbox"/> N/A
Containers requiring pH preservation in compliance? (HNO ₃ , H ₂ SO ₄ , HCl<2; NaOH>9 Sulfide, NaOH>10 Cyanide) (Exceptions: VOA, Micro, O&G, KS TPH, OK-DRO)	<input checked="" type="checkbox"/> Yes <input type="checkbox"/> No <input type="checkbox"/> N/A
Cyanide water sample checks: <input checked="" type="checkbox"/> N/A	
Lead acetate strip turns dark? (Record only)	<input type="checkbox"/> Yes <input type="checkbox"/> No
Potassium iodide test strip turns blue/purple? (Preserve)	<input type="checkbox"/> Yes <input type="checkbox"/> No
Trip Blank present:	<input type="checkbox"/> Yes <input type="checkbox"/> No <input checked="" type="checkbox"/> N/A
Headspace in VOA vials (>6mm):	<input type="checkbox"/> Yes <input type="checkbox"/> No <input checked="" type="checkbox"/> N/A
Samples from USDA Regulated Area: State:	<input type="checkbox"/> Yes <input type="checkbox"/> No <input checked="" type="checkbox"/> N/A
Additional labels attached to 5035A / TX1005 vials in the field?	<input type="checkbox"/> Yes <input type="checkbox"/> No <input checked="" type="checkbox"/> N/A

Client Notification/ Resolution: Copy COC to Client? Y / N Field Data Required? Y / N

Person Contacted: _____ Date/Time: _____

Comments/ Resolution: _____

Project Manager Review: Jami Chod _____ Date: 11/14/17



MEMORANDUM

Date: April 26, 2017
To: Project File
From: Tommy Goodwin
cc: Amanda Derhake, Jeff Ingram
Project No.: 1531406
Project: Ameren
Email:
RE: DATA VALIDATION SUMMARY, RUSH ISLAND ENERGY CENTER – E.1

The following is a summary of instances where quality control criteria in the functional guidelines were not met and data qualification was required:

- Analysis of pH for all samples was initiated outside of the 15 minute EPA required holding time. Field measurements of pH were taken at the time of sample collection.
- Selenium exceeded the recovery criteria for MS. Data was not qualified on MS/MSD data alone.
- Reported results with high levels of non-target analytes or other matrix interference were analyzed at dilution and qualified as dilution (D).
- When a compound was detected in a blank (i.e. method, field, rinsate), and the sample results were greater than the MDL and less than the PQL the results were recorded at the PQL value and qualified as non-detects (U).

QA LEVEL II - INORGANIC DATA EVALUATION CHECKLIST

Company Name: Golder Associates
 Project Name: Ameren-Rush Island - E1
 Reviewer: T Goodwin

Project Manager: J Ingram
 Project Number: 1531406.0002A
 Validation Date: 4/26/17

Laboratory: Pace Analytical SDG #: 60214801
 Analytical Method (type and no.): Metals 200.7&200.8, Hg 7470, TDS 2540C, pH 4500H+, Anions 300.0, Rads 903.1&904.0
 Matrix: Air Soil/Sed. Water Waste
 Sample Names R-MW-1, R-MW-2, R-MW-3, R-MW-4, R-MW-5, R-MW-6, R-MW-7, R-MW-B1, R-MW-B2
R-DUP-1, R-DUP-2, R-MW-3MS, R-MW-3MSD

NOTE: Please provide calculation in Comment areas or on the back (if on the back please indicate in comment areas).

Field Information	YES	NO	NA	COMMENTS
a) Sampling dates noted?	<input checked="" type="checkbox"/>	<input type="checkbox"/>	<input type="checkbox"/>	_____
b) Sampling team indicated?	<input checked="" type="checkbox"/>	<input type="checkbox"/>	<input type="checkbox"/>	_____
c) Sample location noted?	<input checked="" type="checkbox"/>	<input type="checkbox"/>	<input type="checkbox"/>	_____
d) Sample depth indicated (Soils)?	<input type="checkbox"/>	<input type="checkbox"/>	<input checked="" type="checkbox"/>	_____
e) Sample type indicated (grab/composite)?	<input checked="" type="checkbox"/>	<input type="checkbox"/>	<input type="checkbox"/>	Grab
f) Field QC noted?	<input checked="" type="checkbox"/>	<input type="checkbox"/>	<input type="checkbox"/>	_____
g) Field parameters collected (note types)?	<input checked="" type="checkbox"/>	<input type="checkbox"/>	<input type="checkbox"/>	pH, Cond, Turb, Temp, DO, ORP, Flow, DTW
h) Field Calibration within control limits?	<input checked="" type="checkbox"/>	<input type="checkbox"/>	<input type="checkbox"/>	_____
i) Notations of unacceptable field conditions/performance from field logs or field notes?	<input type="checkbox"/>	<input checked="" type="checkbox"/>	<input type="checkbox"/>	_____
j) Does the laboratory narrative indicate deficiencies?	<input type="checkbox"/>	<input type="checkbox"/>	<input checked="" type="checkbox"/>	_____
Note Deficiencies: _____				

Chain-of-Custody (COC)	YES	NO	NA	COMMENTS
a) Was the COC properly completed?	<input checked="" type="checkbox"/>	<input type="checkbox"/>	<input type="checkbox"/>	_____
b) Was the COC signed by both field and laboratory personnel?	<input checked="" type="checkbox"/>	<input type="checkbox"/>	<input type="checkbox"/>	_____
c) Were samples received in good condition?	<input checked="" type="checkbox"/>	<input type="checkbox"/>	<input type="checkbox"/>	Rad Cooler Temp High (13.4°C)

General (reference QAPP or Method)	YES	NO	NA	COMMENTS
a) Were hold times met for sample pretreatment?	<input type="checkbox"/>	<input type="checkbox"/>	<input checked="" type="checkbox"/>	_____
b) Were hold times met for sample analysis?	<input type="checkbox"/>	<input checked="" type="checkbox"/>	<input type="checkbox"/>	pH
c) Were the correct preservatives used?	<input checked="" type="checkbox"/>	<input type="checkbox"/>	<input type="checkbox"/>	_____
d) Was the correct method used?	<input checked="" type="checkbox"/>	<input type="checkbox"/>	<input type="checkbox"/>	_____
e) Were appropriate reporting limits achieved?	<input checked="" type="checkbox"/>	<input type="checkbox"/>	<input type="checkbox"/>	_____
f) Were any sample dilutions noted?	<input checked="" type="checkbox"/>	<input type="checkbox"/>	<input type="checkbox"/>	Chloride, Sulfate
g) Were any matrix problems noted?	<input checked="" type="checkbox"/>	<input type="checkbox"/>	<input type="checkbox"/>	_____

QA LEVEL II - INORGANIC DATA EVALUATION CHECKLIST

Blanks	YES	NO	NA	COMMENTS
a) Were analytes detected in the method blank(s)?	<input checked="" type="checkbox"/>	<input type="checkbox"/>	<input type="checkbox"/>	<u>0.60</u> Ba
b) Were analytes detected in the field blank(s)?	<input checked="" type="checkbox"/>	<input type="checkbox"/>	<input type="checkbox"/>	<u>Ca, Cr 0.4</u>
c) Were analytes detected in the equipment blank(s)?	<input type="checkbox"/>	<input type="checkbox"/>	<input checked="" type="checkbox"/>	<u>17.1</u>
d) Were analytes detected in the trip blank(s)?	<input type="checkbox"/>	<input type="checkbox"/>	<input checked="" type="checkbox"/>	

Laboratory Control Sample (LCS)	YES	NO	NA	COMMENTS
a) Was a LCS analyzed once per SDG?	<input checked="" type="checkbox"/>	<input type="checkbox"/>	<input type="checkbox"/>	
b) Were the proper analytes included in the LCS?	<input checked="" type="checkbox"/>	<input type="checkbox"/>	<input type="checkbox"/>	
c) Was the LCS accuracy criteria met?	<input checked="" type="checkbox"/>	<input type="checkbox"/>	<input type="checkbox"/>	

Duplicates	YES	NO	NA	COMMENTS
a) Were field duplicates collected (note original and duplicate sample names)?	<input checked="" type="checkbox"/>	<input type="checkbox"/>	<input type="checkbox"/>	<u>Dup-1@ MW-1</u>
b) Were field dup. precision criteria met (note RPD)?	<input checked="" type="checkbox"/>	<input type="checkbox"/>	<input type="checkbox"/>	<u>FB-1@ MW-6</u>
c) Were lab duplicates analyzed (note original and duplicate samples)?	<input checked="" type="checkbox"/>	<input type="checkbox"/>	<input type="checkbox"/>	<u>TDS, pH</u>
d) Were lab dup. precision criteria met (note RPD)?	<input checked="" type="checkbox"/>	<input type="checkbox"/>	<input type="checkbox"/>	<u>(0-1)</u>

Blind Standards	YES	NO	NA	COMMENTS
a) Was a blind standard used (indicate name, analytes included and concentrations)?	<input type="checkbox"/>	<input type="checkbox"/>	<input checked="" type="checkbox"/>	
b) Was the %D within control limits?	<input type="checkbox"/>	<input type="checkbox"/>	<input checked="" type="checkbox"/>	

Matrix Spike/Matrix Spike Duplicate (MS/MSD)	YES	NO	NA	COMMENTS
a) Was MS accuracy criteria met?	<input type="checkbox"/>	<input checked="" type="checkbox"/>	<input type="checkbox"/>	<u>Sc (54)</u>
Recovery could not be calculated since sample contained high concentration of analyte?	<input type="checkbox"/>	<input type="checkbox"/>	<input checked="" type="checkbox"/>	
b) Was MSD accuracy criteria met?	<input checked="" type="checkbox"/>	<input type="checkbox"/>	<input type="checkbox"/>	
Recovery could not be calculated since sample contained high concentration of analyte?	<input type="checkbox"/>	<input type="checkbox"/>	<input checked="" type="checkbox"/>	
c) Were MS/MSD precision criteria met?	<input checked="" type="checkbox"/>	<input type="checkbox"/>	<input type="checkbox"/>	

Comments/Notes:

QA LEVEL II - INORGANIC DATA EVALUATION CHECKLIST

Data Qualification:

Sample Name	Constituent(s)	Result	Qualifier	Reason
R-MW-1	Chloride	22.7	D	Result had a Dilution Factor of 2
"	Sulfate	341	D	" 20
R-MW-2	Chloride	24.3	D	" 2
"	Sulfate	266	D	" 25
R-MW-3	Chloride	31.1	D	" 2
"	Sulfate	167	D	" 20
R-MW-B1	Chloride	60.3	D	" 5
"	Sulfate	45.9	D	" 5
R-MW-7	Sulfate	37.7	D	" 5
R-DUP-1	Chloride	22.7	D	" 2
"	Sulfate	341	D	" 25
R-MW-4	Chloride	19.9	D	" 2
"	Sulfate	38.5	D	" 2
R- B1 ^{T6} MW-B2	Chloride	32.0	D	" 2
R-MW-6	Sulfate	30.2	D	" 2
"	Cr	1.0	U	Detected in Field Blank, PQL > Result > MDL

Signature: Tommy J. Goodrich Sr

Date: 4/26/2017



MEMORANDUM

Date: April 26, 2017
To: Project File
From: Tommy Goodwin
cc: Amanda Derhake, Jeff Ingram
Project No.: 1531406
Project: Ameren
Email:
RE: DATA VALIDATION SUMMARY, RUSH ISLAND ENERGY CENTER – E.2

The following is a summary of instances where quality control criteria in the functional guidelines were not met and data qualification was required:

- Analysis of pH for all samples was initiated outside of the 15 minute EPA required holding time. Field measurements of pH were taken at the time of sample collection.
- Selenium and Mercury exceeded the recovery criteria for MS and MSD. Data was not qualified on MS/MSD data alone.
- Reported results with high levels of non-target analytes or other matrix interference were analyzed at dilution and qualified as dilution (D).
- When a compound was detected in a blank (i.e. method, field, rinsate), and the sample results were greater than the MDL and less than the PQL the results were recorded at the PQL value and qualified as non-detects (U). If the sample results were greater than the PQL, but less than 5 times the blank detection result, the detections were recorded at the result value and qualified as non-detects (U).
- When a duplicate (i.e. field, sample) RPD was not met, associated samples were qualified as estimates (J).

QA LEVEL II - INORGANIC DATA EVALUATION CHECKLIST

Company Name: Golder Associates
 Project Name: Ameren-Rush Island - E2
 Reviewer: T Goodwin

Project Manager: J Ingram
 Project Number: 1531406.0002A
 Validation Date: 4/26/17

Laboratory: Pace Analytical SDG #: 60218420
 Analytical Method (type and no.): Metals 200.7&200.8, Hg 7470, TDS 2540C, pH 4500H+, Anions 300.0, Rads 903.1&904.0
 Matrix: Air Soil/Sed. Water Waste
 Sample Names R-MW-1, R-MW-2, R-MW-3, R-MW-4, R-MW-5, R-MW-6, R-MW-7, R-MW-B1, R-MW-B2
R-DUP-1, R-DUP-2, R-MW-3MS, R-MW-3MSD

NOTE: Please provide calculation in Comment areas or on the back (if on the back please indicate in comment areas).

Field Information	YES	NO	NA	COMMENTS
a) Sampling dates noted?	<input checked="" type="checkbox"/>	<input type="checkbox"/>	<input type="checkbox"/>	
b) Sampling team indicated?	<input checked="" type="checkbox"/>	<input type="checkbox"/>	<input type="checkbox"/>	
c) Sample location noted?	<input checked="" type="checkbox"/>	<input type="checkbox"/>	<input type="checkbox"/>	
d) Sample depth indicated (Soils)?	<input type="checkbox"/>	<input type="checkbox"/>	<input checked="" type="checkbox"/>	
e) Sample type indicated (grab/composite)?	<input checked="" type="checkbox"/>	<input type="checkbox"/>	<input type="checkbox"/>	Grab
f) Field QC noted?	<input checked="" type="checkbox"/>	<input type="checkbox"/>	<input type="checkbox"/>	
g) Field parameters collected (note types)?	<input checked="" type="checkbox"/>	<input type="checkbox"/>	<input type="checkbox"/>	pH, Cond, Turb, Temp, DO, ORP, Flow, DTW
h) Field Calibration within control limits?	<input checked="" type="checkbox"/>	<input type="checkbox"/>	<input type="checkbox"/>	
i) Notations of unacceptable field conditions/performances from field logs or field notes?	<input type="checkbox"/>	<input checked="" type="checkbox"/>	<input type="checkbox"/>	
j) Does the laboratory narrative indicate deficiencies?	<input type="checkbox"/>	<input type="checkbox"/>	<input checked="" type="checkbox"/>	
Note Deficiencies: _____				

Chain-of-Custody (COC)	YES	NO	NA	COMMENTS
a) Was the COC properly completed?	<input checked="" type="checkbox"/>	<input type="checkbox"/>	<input type="checkbox"/>	
b) Was the COC signed by both field and laboratory personnel?	<input checked="" type="checkbox"/>	<input type="checkbox"/>	<input type="checkbox"/>	
c) Were samples received in good condition?	<input checked="" type="checkbox"/>	<input type="checkbox"/>	<input type="checkbox"/>	

General (reference QAPP or Method)	YES	NO	NA	COMMENTS
a) Were hold times met for sample pretreatment?	<input type="checkbox"/>	<input type="checkbox"/>	<input checked="" type="checkbox"/>	
b) Were hold times met for sample analysis?	<input type="checkbox"/>	<input checked="" type="checkbox"/>	<input type="checkbox"/>	pH
c) Were the correct preservatives used?	<input checked="" type="checkbox"/>	<input type="checkbox"/>	<input type="checkbox"/>	
d) Was the correct method used?	<input checked="" type="checkbox"/>	<input type="checkbox"/>	<input type="checkbox"/>	
e) Were appropriate reporting limits achieved?	<input checked="" type="checkbox"/>	<input type="checkbox"/>	<input type="checkbox"/>	
f) Were any sample dilutions noted?	<input checked="" type="checkbox"/>	<input type="checkbox"/>	<input type="checkbox"/>	Chloride, Sulfate
g) Were any matrix problems noted?	<input checked="" type="checkbox"/>	<input type="checkbox"/>	<input type="checkbox"/>	Hg, Se

QA LEVEL II - INORGANIC DATA EVALUATION CHECKLIST

Blanks	YES	NO	NA	COMMENTS
a) Were analytes detected in the method blank(s)?	<input checked="" type="checkbox"/>	<input type="checkbox"/>	<input type="checkbox"/>	<u>Ca, Pb</u>
b) Were analytes detected in the field blank(s)?	<input checked="" type="checkbox"/>	<input type="checkbox"/>	<input type="checkbox"/>	<u>Ca, Cr, TDS</u>
c) Were analytes detected in the equipment blank(s)?	<input type="checkbox"/>	<input type="checkbox"/>	<input checked="" type="checkbox"/>	_____
d) Were analytes detected in the trip blank(s)?	<input type="checkbox"/>	<input type="checkbox"/>	<input checked="" type="checkbox"/>	_____

Laboratory Control Sample (LCS)	YES	NO	NA	COMMENTS
a) Was a LCS analyzed once per SDG?	<input checked="" type="checkbox"/>	<input type="checkbox"/>	<input type="checkbox"/>	_____
b) Were the proper analytes included in the LCS?	<input checked="" type="checkbox"/>	<input type="checkbox"/>	<input type="checkbox"/>	_____
c) Was the LCS accuracy criteria met?	<input checked="" type="checkbox"/>	<input type="checkbox"/>	<input type="checkbox"/>	_____

Duplicates	YES	NO	NA	COMMENTS
a) Were field duplicates collected (note original and duplicate sample names)?	<input checked="" type="checkbox"/>	<input type="checkbox"/>	<input type="checkbox"/>	<u>Dup-1@ MW-1</u>
	<input checked="" type="checkbox"/>	<input type="checkbox"/>	<input type="checkbox"/>	<u>FB-1@ MW-6</u>
b) Were field dup. precision criteria met (note RPD)?	<input checked="" type="checkbox"/>	<input type="checkbox"/>	<input type="checkbox"/>	_____
c) Were lab duplicates analyzed (note original and duplicate samples)?	<input checked="" type="checkbox"/>	<input type="checkbox"/>	<input type="checkbox"/>	<u>TDS, pH</u>
d) Were lab dup. precision criteria met (note RPD)?	<input type="checkbox"/>	<input checked="" type="checkbox"/>	<input type="checkbox"/>	<u>TDS (15)</u>

Blind Standards	YES	NO	NA	COMMENTS
a) Was a blind standard used (indicate name, analytes included and concentrations)?	<input type="checkbox"/>	<input type="checkbox"/>	<input checked="" type="checkbox"/>	_____
b) Was the %D within control limits?	<input type="checkbox"/>	<input type="checkbox"/>	<input checked="" type="checkbox"/>	_____

Matrix Spike/Matrix Spike Duplicate (MS/MSD)	YES	NO	NA	COMMENTS
a) Was MS accuracy criteria met?	<input type="checkbox"/>	<input checked="" type="checkbox"/>	<input type="checkbox"/>	<u>Hg, Se</u>
Recovery could not be calculated since sample contained high concentration of analyte?	<input type="checkbox"/>	<input type="checkbox"/>	<input checked="" type="checkbox"/>	_____
b) Was MSD accuracy criteria met?	<input type="checkbox"/>	<input checked="" type="checkbox"/>	<input type="checkbox"/>	<u>Hg, Se</u>
Recovery could not be calculated since sample contained high concentration of analyte?	<input type="checkbox"/>	<input type="checkbox"/>	<input checked="" type="checkbox"/>	_____
c) Were MS/MSD precision criteria met?	<input checked="" type="checkbox"/>	<input type="checkbox"/>	<input type="checkbox"/>	_____

Comments/Notes:

QA LEVEL II - INORGANIC DATA EVALUATION CHECKLIST

Data Qualification:

Sample Name	Constituent(s)	Result	Qualifier	Reason
R-MW-1	Chloride	22.6	D	Result had a dilution factor (DF) of 2
"	Sulfate	234	I	20
R-MW-2	Chloride	23.0	I	2
I	Sulfate	242	I	20
I	Lead (Pb)	8.8	U	Detected in method blank (MB), 5x MB > Result > PQL
R-MW-3	Pb	6.2	U	" "
I	TDS	806	J	RPD exceeded limit; Result > MDL
I	Chloride	30.9	D	DF of 2
I	Sulfate	158	I	20
R-MW-4	Chloride	19.4	I	2
I	Sulfate	40.6	I	5
I	Pb	5.0	U	Detected in MB; PQL > Result > MDL
R-MW-6	Chromium (Cr)	1.0	U	" Field Blank (FB); "
"	Sulfate	36.8	D	DF of 5
R-MW-7	Sulfate	43.1	I	5
R-MW-B1	Chloride	58.7	I	5
"	Sulfate	46.9	I	5
R-MW-B2	Chloride	30.1	I	2
"	Pb	5.0	U	Detected in MB; PQL > Result > MDL
R-DJP-1	Chloride	22.0	D	DF of 2
"	Sulfate	248	D	" 20
R-FB-1	Calcium (Ca)	100	U	Detected in MB; PQL > Result > MDL

Signature: Tommy J. Goodrich

Date: 4/26/17



MEMORANDUM

Date: April 26, 2017
To: Project File
From: Tommy Goodwin
cc: Amanda Derhake, Jeff Ingram
Project No.: 1531406
Project: Ameren
Email:
RE: DATA VALIDATION SUMMARY, RUSH ISLAND ENERGY CENTER – E.3

The following is a summary of instances where quality control criteria in the functional guidelines were not met and data qualification was required:

- Analysis of pH for all samples was initiated outside of the 15 minute EPA required holding time. Field measurements of pH were taken at the time of sample collection.
- Selenium and Mercury exceeded the recovery criteria for MS. Boron exceeded the recovery criteria for MS and MSD. Data was not qualified on MS/MSD data alone.
- Reported results with high levels of non-target analytes or other matrix interference were analyzed at dilution and qualified as dilution (D).
- When a compound was detected in a blank (i.e. method, field, rinsate), and the sample results were greater than the MDL and less than the PQL the results were recorded at the PQL value and qualified as non-detects (U).
- When a duplicate (i.e. field, sample) RPD was not met, associated samples were qualified as estimates (J).

QA LEVEL II - INORGANIC DATA EVALUATION CHECKLIST

Company Name: Golder Associates
 Project Name: Ameren-Rush Island - E3
 Reviewer: T Goodwin

Project Manager: J Ingram
 Project Number: 1531406.0002A
 Validation Date: 4/26/17

Laboratory: Pace Analytical SDG #: 60224349
 Analytical Method (type and no.): Metals 200.7&200.8, Hg 7470, TDS 2540C, pH 4500H+, Anions 300.0, Rads 903.1&904.0
 Matrix: Air Soil/Sed. Water Waste
 Sample Names R-MW-1, R-MW-2, R-MW-3, R-MW-4, R-MW-5, R-MW-6, R-MW-7, R-MW-B1, R-MW-B2
R-DUP-1, R-DUP-2, R-MW-3 MS, R-MW-3 MSD

NOTE: Please provide calculation in Comment areas or on the back (if on the back please indicate in comment areas).

Field Information	YES	NO	NA	COMMENTS
a) Sampling dates noted?	<input checked="" type="checkbox"/>	<input type="checkbox"/>	<input type="checkbox"/>	
b) Sampling team indicated?	<input checked="" type="checkbox"/>	<input type="checkbox"/>	<input type="checkbox"/>	
c) Sample location noted?	<input checked="" type="checkbox"/>	<input type="checkbox"/>	<input type="checkbox"/>	
d) Sample depth indicated (Soils)?	<input type="checkbox"/>	<input type="checkbox"/>	<input checked="" type="checkbox"/>	
e) Sample type indicated (grab/composite)?	<input checked="" type="checkbox"/>	<input type="checkbox"/>	<input type="checkbox"/>	Grab
f) Field QC noted?	<input checked="" type="checkbox"/>	<input type="checkbox"/>	<input type="checkbox"/>	
g) Field parameters collected (note types)?	<input checked="" type="checkbox"/>	<input type="checkbox"/>	<input type="checkbox"/>	pH, Cond, Turb, Temp, DO, ORP, Flow, DTW
h) Field Calibration within control limits?	<input checked="" type="checkbox"/>	<input type="checkbox"/>	<input type="checkbox"/>	
i) Notations of unacceptable field conditions/performances from field logs or field notes?	<input type="checkbox"/>	<input checked="" type="checkbox"/>	<input type="checkbox"/>	
j) Does the laboratory narrative indicate deficiencies?	<input type="checkbox"/>	<input type="checkbox"/>	<input checked="" type="checkbox"/>	
Note Deficiencies: _____				

Chain-of-Custody (COC)	YES	NO	NA	COMMENTS
a) Was the COC properly completed?	<input checked="" type="checkbox"/>	<input type="checkbox"/>	<input type="checkbox"/>	
b) Was the COC signed by both field and laboratory personnel?	<input checked="" type="checkbox"/>	<input type="checkbox"/>	<input type="checkbox"/>	
c) Were samples received in good condition?	<input checked="" type="checkbox"/>	<input type="checkbox"/>	<input type="checkbox"/>	

General (reference QAPP or Method)	YES	NO	NA	COMMENTS
a) Were hold times met for sample pretreatment?	<input type="checkbox"/>	<input type="checkbox"/>	<input checked="" type="checkbox"/>	
b) Were hold times met for sample analysis?	<input type="checkbox"/>	<input checked="" type="checkbox"/>	<input type="checkbox"/>	pH
c) Were the correct preservatives used?	<input checked="" type="checkbox"/>	<input type="checkbox"/>	<input type="checkbox"/>	
d) Was the correct method used?	<input checked="" type="checkbox"/>	<input type="checkbox"/>	<input type="checkbox"/>	
e) Were appropriate reporting limits achieved?	<input checked="" type="checkbox"/>	<input type="checkbox"/>	<input type="checkbox"/>	
f) Were any sample dilutions noted?	<input checked="" type="checkbox"/>	<input type="checkbox"/>	<input type="checkbox"/>	Chloride, Sulfate
g) Were any matrix problems noted?	<input checked="" type="checkbox"/>	<input type="checkbox"/>	<input type="checkbox"/>	Hg, B, Se

QA LEVEL II - INORGANIC DATA EVALUATION CHECKLIST

Blanks	YES	NO	NA	COMMENTS
a) Were analytes detected in the method blank(s)?	<input checked="" type="checkbox"/>	<input type="checkbox"/>	<input type="checkbox"/>	<u>Ca, Mo</u>
b) Were analytes detected in the field blank(s)?	<input checked="" type="checkbox"/>	<input type="checkbox"/>	<input type="checkbox"/>	<u>Cr</u>
c) Were analytes detected in the equipment blank(s)?	<input type="checkbox"/>	<input type="checkbox"/>	<input checked="" type="checkbox"/>	_____
d) Were analytes detected in the trip blank(s)?	<input type="checkbox"/>	<input type="checkbox"/>	<input checked="" type="checkbox"/>	_____

Laboratory Control Sample (LCS)	YES	NO	NA	COMMENTS
a) Was a LCS analyzed once per SDG?	<input checked="" type="checkbox"/>	<input type="checkbox"/>	<input type="checkbox"/>	_____
b) Were the proper analytes included in the LCS?	<input checked="" type="checkbox"/>	<input type="checkbox"/>	<input type="checkbox"/>	_____
c) Was the LCS accuracy criteria met?	<input checked="" type="checkbox"/>	<input type="checkbox"/>	<input type="checkbox"/>	_____

Duplicates	YES	NO	NA	COMMENTS
a) Were field duplicates collected (note original and duplicate sample names)?	<input checked="" type="checkbox"/>	<input type="checkbox"/>	<input type="checkbox"/>	<u>Dup-1@ MW-1</u>
	<input checked="" type="checkbox"/>	<input type="checkbox"/>	<input type="checkbox"/>	<u>FB-1@ MW-6</u>
b) Were field dup. precision criteria met (note RPD)?	<input type="checkbox"/>	<input type="checkbox"/>	<input type="checkbox"/>	_____
c) Were lab duplicates analyzed (note original and duplicate samples)?	<input checked="" type="checkbox"/>	<input type="checkbox"/>	<input type="checkbox"/>	<u>TPS, pH</u>
d) Were lab dup. precision criteria met (note RPD)?	<input checked="" type="checkbox"/>	<input type="checkbox"/>	<input type="checkbox"/>	_____

Blind Standards	YES	NO	NA	COMMENTS
a) Was a blind standard used (indicate name, analytes included and concentrations)?	<input type="checkbox"/>	<input type="checkbox"/>	<input checked="" type="checkbox"/>	_____
b) Was the %D within control limits?	<input type="checkbox"/>	<input type="checkbox"/>	<input checked="" type="checkbox"/>	_____

Matrix Spike/Matrix Spike Duplicate (MS/MSD)	YES	NO	NA	COMMENTS
a) Was MS accuracy criteria met?	<input type="checkbox"/>	<input checked="" type="checkbox"/>	<input type="checkbox"/>	<u>Hg (59), B (46), Se (51, 64)</u>
Recovery could not be calculated since sample contained high concentration of analyte?	<input type="checkbox"/>	<input type="checkbox"/>	<input checked="" type="checkbox"/>	_____
b) Was MSD accuracy criteria met?	<input type="checkbox"/>	<input checked="" type="checkbox"/>	<input type="checkbox"/>	<u>B (32)</u>
Recovery could not be calculated since sample contained high concentration of analyte?	<input type="checkbox"/>	<input type="checkbox"/>	<input checked="" type="checkbox"/>	_____
c) Were MS/MSD precision criteria met?	<input checked="" type="checkbox"/>	<input type="checkbox"/>	<input type="checkbox"/>	_____

Comments/Notes:

QA LEVEL II - INORGANIC DATA EVALUATION CHECKLIST

Data Qualification:

Sample Name	Constituent(s)	Result	Qualifier	Reason
R-MW-1	Cr	1.4	J	RPD not met, Result > MDL ^{MDL}
↓	Chloride	19.5	D	Dilution factor of 2
	Sulfate	228		20
R-MW-2	Chloride	25.0		2
"	Sulfate	310		20
R-MW-3	Chloride	28.3		2
"	Sulfate	174		20
R-MW-4	Chloride	19.2		2
"	Sulfate	40.7		5
R-MW-6	"	35.7	↓	2
"	Mo	20.0	U	Detected in M.B., PQL > Result > MDL
R-MW-5	Mo	20.0	U	"
R-MW-7	Sulfate	42.8	D	DF of 5
R-DUP-1	Chloride	19.5		2
"	Sulfate	228		20
R-MW-B1	Chloride	55.7		5
↓	Sulfate	40.1	↓	5
	Mo	20.0	U	Detected in MB, PQL > Result > MDL
R-MW-B2	Mo	20.0	U	"
"	Chloride	29.5	D	DF of 2

Signature: Tommy J. Hord Jr.

Date: 4/26/17



MEMORANDUM

Date: April 26, 2017 **Project No.:** 1531406
To: Project File **Project:** Ameren
From: Tommy Goodwin
cc: Amanda Derhake, Jeff Ingram **Email:**
RE: DATA VALIDATION SUMMARY, RUSH ISLAND ENERGY CENTER – E.4

The following is a summary of instances where quality control criteria in the functional guidelines were not met and data qualification was required:

- Analysis of pH for all samples was initiated outside of the 15 minute EPA required holding time. Field measurements of pH were taken at the time of sample collection.
- Selenium exceeded the recovery criteria for MS. Data was not qualified on MS/MSD data alone.
- Reported results with high levels of non-target analytes or other matrix interference were analyzed at dilution and qualified as dilution (D).
- When a compound was detected in a blank (i.e. method, field, rinsate), and the sample results were greater than the MDL and less than the PQL the results were recorded at the PQL value and qualified as non-detects (U). If the sample results were greater than the PQL, but less than 5 times the blank detection result, the detections were recorded at the results value and qualified as non-detects (U).
- When a duplicate (i.e. field, sample) RPD was not met, associated samples were qualified as estimates (J). If the results were less than the method detection limit or detected in a blank the results were qualified as non-detects and estimates (UJ).

QA LEVEL II - INORGANIC DATA EVALUATION CHECKLIST

Company Name: Golder Associates
 Project Name: Ameren-Rush Island ~~358~~ E4
 Reviewer: T Goodwin

Project Manager: J Ingram
 Project Number: 1531406.0002A
 Validation Date: 4/26/17

Laboratory: Pace Analytical SDG #: 6022 7171
 Analytical Method (type and no.): Metals 200.7&200.8, Hg 7470, TDS 2540C, pH 4500H+, Anions 300.0, Rads 903.1&904.0
 Matrix: Air Soil/Sed. Water Waste
 Sample Names R-MW-1, R-MW-2, R-MW-3, R-MW-4, R-MW-5, R-MW-6, R-MW-7, R-MW-B1, R-MW-B2
R-DUP-1, R-DUP-2, R-MW-4 MS, R-MW-4 MSD

NOTE: Please provide calculation in Comment areas or on the back (if on the back please indicate in comment areas).

Field Information	YES	NO	NA	COMMENTS
a) Sampling dates noted?	<input checked="" type="checkbox"/>	<input type="checkbox"/>	<input type="checkbox"/>	_____
b) Sampling team indicated?	<input checked="" type="checkbox"/>	<input type="checkbox"/>	<input type="checkbox"/>	_____
c) Sample location noted?	<input checked="" type="checkbox"/>	<input type="checkbox"/>	<input type="checkbox"/>	_____
d) Sample depth indicated (Soils)?	<input type="checkbox"/>	<input type="checkbox"/>	<input checked="" type="checkbox"/>	_____
e) Sample type indicated (grab/composite)?	<input checked="" type="checkbox"/>	<input type="checkbox"/>	<input type="checkbox"/>	Grab
f) Field QC noted?	<input checked="" type="checkbox"/>	<input type="checkbox"/>	<input type="checkbox"/>	_____
g) Field parameters collected (note types)?	<input checked="" type="checkbox"/>	<input type="checkbox"/>	<input type="checkbox"/>	pH, Cond, Turb, Temp, DO, ORP, Flow, DTW
h) Field Calibration within control limits?	<input checked="" type="checkbox"/>	<input type="checkbox"/>	<input type="checkbox"/>	_____
i) Notations of unacceptable field conditions/performance from field logs or field notes?	<input type="checkbox"/>	<input checked="" type="checkbox"/>	<input type="checkbox"/>	_____
j) Does the laboratory narrative indicate deficiencies?	<input type="checkbox"/>	<input type="checkbox"/>	<input checked="" type="checkbox"/>	_____
Note Deficiencies: _____				

Chain-of-Custody (COC)	YES	NO	NA	COMMENTS
a) Was the COC properly completed?	<input checked="" type="checkbox"/>	<input type="checkbox"/>	<input type="checkbox"/>	_____
b) Was the COC signed by both field and laboratory personnel?	<input checked="" type="checkbox"/>	<input type="checkbox"/>	<input type="checkbox"/>	_____
c) Were samples received in good condition?	<input checked="" type="checkbox"/>	<input type="checkbox"/>	<input type="checkbox"/>	_____

General (reference QAPP or Method)	YES	NO	NA	COMMENTS
a) Were hold times met for sample pretreatment?	<input type="checkbox"/>	<input type="checkbox"/>	<input checked="" type="checkbox"/>	_____
b) Were hold times met for sample analysis?	<input type="checkbox"/>	<input checked="" type="checkbox"/>	<input type="checkbox"/>	pH
c) Were the correct preservatives used?	<input checked="" type="checkbox"/>	<input type="checkbox"/>	<input type="checkbox"/>	_____
d) Was the correct method used?	<input checked="" type="checkbox"/>	<input type="checkbox"/>	<input type="checkbox"/>	_____
e) Were appropriate reporting limits achieved?	<input checked="" type="checkbox"/>	<input type="checkbox"/>	<input type="checkbox"/>	_____
f) Were any sample dilutions noted?	<input checked="" type="checkbox"/>	<input type="checkbox"/>	<input type="checkbox"/>	Chloride, Sulfate
g) Were any matrix problems noted?	<input type="checkbox"/>	<input checked="" type="checkbox"/>	<input type="checkbox"/>	_____

QA LEVEL II - INORGANIC DATA EVALUATION CHECKLIST

Blanks	YES	NO	NA	COMMENTS
a) Were analytes detected in the method blank(s)?	<input checked="" type="checkbox"/>	<input type="checkbox"/>	<input type="checkbox"/>	<u>Cd</u>
b) Were analytes detected in the field blank(s)?	<input checked="" type="checkbox"/>	<input type="checkbox"/>	<input type="checkbox"/>	<u>Ca, Cd, Cr, TDS</u>
c) Were analytes detected in the equipment blank(s)?	<input type="checkbox"/>	<input type="checkbox"/>	<input checked="" type="checkbox"/>	_____
d) Were analytes detected in the trip blank(s)?	<input type="checkbox"/>	<input type="checkbox"/>	<input checked="" type="checkbox"/>	_____

Laboratory Control Sample (LCS)	YES	NO	NA	COMMENTS
a) Was a LCS analyzed once per SDG?	<input checked="" type="checkbox"/>	<input type="checkbox"/>	<input type="checkbox"/>	_____
b) Were the proper analytes included in the LCS?	<input checked="" type="checkbox"/>	<input type="checkbox"/>	<input type="checkbox"/>	_____
c) Was the LCS accuracy criteria met?	<input checked="" type="checkbox"/>	<input type="checkbox"/>	<input type="checkbox"/>	_____

Duplicates	YES	NO	NA	COMMENTS
a) Were field duplicates collected (note original and duplicate sample names)?	<input checked="" type="checkbox"/>	<input type="checkbox"/>	<input type="checkbox"/>	<u>Dup-1@ MW-5</u>
	<input checked="" type="checkbox"/>	<input type="checkbox"/>	<input type="checkbox"/>	<u>FB-1@ MW-7</u>
b) Were field dup. precision criteria met (note RPD)?	<input type="checkbox"/>	<input checked="" type="checkbox"/>	<input type="checkbox"/>	<u>Mo (51.4), Cd (24.2), Cr (78.6)</u>
c) Were lab duplicates analyzed (note original and duplicate samples)?	<input checked="" type="checkbox"/>	<input type="checkbox"/>	<input type="checkbox"/>	_____
	<input checked="" type="checkbox"/>	<input type="checkbox"/>	<input type="checkbox"/>	_____
d) Were lab dup. precision criteria met (note RPD)?	<input checked="" type="checkbox"/>	<input type="checkbox"/>	<input type="checkbox"/>	_____

Blind Standards	YES	NO	NA	COMMENTS
a) Was a blind standard used (indicate name, analytes included and concentrations)?	<input type="checkbox"/>	<input type="checkbox"/>	<input checked="" type="checkbox"/>	_____
b) Was the %D within control limits?	<input type="checkbox"/>	<input type="checkbox"/>	<input checked="" type="checkbox"/>	_____

Matrix Spike/Matrix Spike Duplicate (MS/MSD)	YES	NO	NA	COMMENTS
a) Was MS accuracy criteria met?	<input checked="" type="checkbox"/>	<input type="checkbox"/>	<input type="checkbox"/>	_____
Recovery could not be calculated since sample contained high concentration of analyte?	<input type="checkbox"/>	<input type="checkbox"/>	<input checked="" type="checkbox"/>	_____
b) Was MSD accuracy criteria met?	<input checked="" type="checkbox"/>	<input type="checkbox"/>	<input type="checkbox"/>	_____
Recovery could not be calculated since sample contained high concentration of analyte?	<input type="checkbox"/>	<input type="checkbox"/>	<input checked="" type="checkbox"/>	_____
c) Were MS/MSD precision criteria met?	<input checked="" type="checkbox"/>	<input type="checkbox"/>	<input type="checkbox"/>	_____

Comments/Notes:

QA LEVEL II - INORGANIC DATA EVALUATION CHECKLIST

Data Qualification:

Sample Name	Constituent(s)	Result	Qualifier	Reason
All Samples	Cd	0.50	U	Detected in Method Blank; PQL > Result > MDL
R-MW-1	Chloride	23.2	D	Dilution Factor of 2
	Sulfate	211		20
R-MW-2	Chloride	26.5		2
	Sulfate	324		20
R-MW-3	Chloride	29.3		2
	sulfate	195		20
R-MW-4	Chloride	19.7		2
	Sulfate	43.9		5
R-MW-6	Sulfate	37.3		5
R-MW-B1	Chloride	56.1		5
	Sulfate	46.0		5
R-MW-7	Sulfate	50.0		5
	Cr	2.1	U	Detected in Field Blank; Res Th 5x FB > Result > PQL
R-MW-5	Cr	1.4	J	RPD not met, Result > PQL ^{MDL} MDL
R-DUP-1	Mo	0.52	UJ	RPD not met, Result < MDL

Signature: Tommy J. Goodrich

Date: 4/26/17



MEMORANDUM

Date: May 30, 2017
To: Project File
From: Tommy Goodwin
cc: Amanda Derhake, Jeff Ingram
Project No.: 1531406
Project: Ameren
Email:
RE: DATA VALIDATION SUMMARY, RUSH ISLAND ENERGY CENTER – E.5

The following is a summary of instances where quality control criteria in the functional guidelines were not met and data qualification was required:

- Analysis of pH for all samples was initiated outside of the 15 minute EPA required holding time. Field measurements of pH were taken at the time of sample collection.
- Chloride exceeded the recovery criteria for MS and MSD. Sulfate exceeded the recovery criteria for MS. Data was not qualified on MS/MSD data alone.
- Reported results with high levels of non-target analytes or other matrix interference were analyzed at dilution and qualified as dilution (D).
- When a compound was detected in a blank (i.e. method, field, rinsate), and the sample results were greater than the MDL and less than the PQL the results were recorded at the PQL value and qualified as non-detects (U).
- When a duplicate (i.e. field, sample) RPD was not met, associated samples were qualified as estimates (J). If the results were less than the method detection limit or detected in a blank the results were qualified as non-detects and estimates (UJ).
- When a sample exceeded the calibration range and was rerun outside of the holding time for that compound the sample result within the holding time was used only when the result was within the historical value range.

QA LEVEL II - INORGANIC DATA EVALUATION CHECKLIST

Company Name: Golder Associates
 Project Name: Ameren-Rush Island - 85
 Reviewer: T Goodwin

Project Manager: J Ingram
 Project Number: 1531406.0002A
 Validation Date: 5/30/2017

Laboratory: Pace Analytical SDG #: 60232589
 Analytical Method (type and no.): Metals 200.7&200.8, Hg 7470, TDS 2540C, pH 4500H+, Anions 300.0, Rads 903.1&904.0
 Matrix: Air Soil/Sed. Water Waste
 Sample Names R-MW-1, R-MW-2, R-MW-3, R-MW-4, R-MW-5, R-MW-6, R-MW-7, R-MW-B1, R-MW-B2
R-DUP-1, R-DUP-2, R-MW-4MS, R-MW-4MSD

NOTE: Please provide calculation in Comment areas or on the back (if on the back please indicate in comment areas).

Field Information	YES	NO	NA	COMMENTS
a) Sampling dates noted?	<input checked="" type="checkbox"/>	<input type="checkbox"/>	<input type="checkbox"/>	
b) Sampling team indicated?	<input checked="" type="checkbox"/>	<input type="checkbox"/>	<input type="checkbox"/>	
c) Sample location noted?	<input checked="" type="checkbox"/>	<input type="checkbox"/>	<input type="checkbox"/>	
d) Sample depth indicated (Soils)?	<input type="checkbox"/>	<input type="checkbox"/>	<input checked="" type="checkbox"/>	
e) Sample type indicated (grab/composite)?	<input checked="" type="checkbox"/>	<input type="checkbox"/>	<input type="checkbox"/>	Grab
f) Field QC noted?	<input checked="" type="checkbox"/>	<input type="checkbox"/>	<input type="checkbox"/>	
g) Field parameters collected (note types)?	<input checked="" type="checkbox"/>	<input type="checkbox"/>	<input type="checkbox"/>	pH, Cond, Turb, Temp, DO, ORP, Flow, DTW
h) Field Calibration within control limits?	<input checked="" type="checkbox"/>	<input type="checkbox"/>	<input type="checkbox"/>	
i) Notations of unacceptable field conditions/performances from field logs or field notes?	<input type="checkbox"/>	<input checked="" type="checkbox"/>	<input type="checkbox"/>	
j) Does the laboratory narrative indicate deficiencies?	<input type="checkbox"/>	<input type="checkbox"/>	<input checked="" type="checkbox"/>	
Note Deficiencies: _____				

Chain-of-Custody (COC)	YES	NO	NA	COMMENTS
a) Was the COC properly completed?	<input checked="" type="checkbox"/>	<input type="checkbox"/>	<input type="checkbox"/>	
b) Was the COC signed by both field and laboratory personnel?	<input checked="" type="checkbox"/>	<input type="checkbox"/>	<input type="checkbox"/>	
c) Were samples received in good condition?	<input checked="" type="checkbox"/>	<input type="checkbox"/>	<input type="checkbox"/>	

General (reference QAPP or Method)	YES	NO	NA	COMMENTS
a) Were hold times met for sample pretreatment?	<input type="checkbox"/>	<input type="checkbox"/>	<input checked="" type="checkbox"/>	
b) Were hold times met for sample analysis?	<input type="checkbox"/>	<input checked="" type="checkbox"/>	<input type="checkbox"/>	pH
c) Were the correct preservatives used?	<input checked="" type="checkbox"/>	<input type="checkbox"/>	<input type="checkbox"/>	
d) Was the correct method used?	<input checked="" type="checkbox"/>	<input type="checkbox"/>	<input type="checkbox"/>	
e) Were appropriate reporting limits achieved?	<input checked="" type="checkbox"/>	<input type="checkbox"/>	<input type="checkbox"/>	
f) Were any sample dilutions noted?	<input checked="" type="checkbox"/>	<input type="checkbox"/>	<input type="checkbox"/>	Chloride, Sulfate
g) Were any matrix problems noted?	<input checked="" type="checkbox"/>	<input type="checkbox"/>	<input type="checkbox"/>	Chloride, Sulfate

QA LEVEL II - INORGANIC DATA EVALUATION CHECKLIST

Blanks	YES	NO	NA	COMMENTS
a) Were analytes detected in the method blank(s)?	<input checked="" type="checkbox"/>	<input type="checkbox"/>	<input type="checkbox"/>	<u>Hg, Sb, Ca, Mo</u>
b) Were analytes detected in the field blank(s)?	<input checked="" type="checkbox"/>	<input type="checkbox"/>	<input type="checkbox"/>	<u>Sb, As, Cd, Hg</u>
c) Were analytes detected in the equipment blank(s)?	<input type="checkbox"/>	<input type="checkbox"/>	<input checked="" type="checkbox"/>	_____
d) Were analytes detected in the trip blank(s)?	<input type="checkbox"/>	<input type="checkbox"/>	<input checked="" type="checkbox"/>	_____

Laboratory Control Sample (LCS)	YES	NO	NA	COMMENTS
a) Was a LCS analyzed once per SDG?	<input checked="" type="checkbox"/>	<input type="checkbox"/>	<input type="checkbox"/>	_____
b) Were the proper analytes included in the LCS?	<input checked="" type="checkbox"/>	<input type="checkbox"/>	<input type="checkbox"/>	_____
c) Was the LCS accuracy criteria met?	<input checked="" type="checkbox"/>	<input type="checkbox"/>	<input type="checkbox"/>	_____

Duplicates	YES	NO	NA	COMMENTS
a) Were field duplicates collected (note original and duplicate sample names)?	<input checked="" type="checkbox"/>	<input type="checkbox"/>	<input type="checkbox"/>	<u>Dup-1@R-MW-1</u>
b) Were field dup. precision criteria met (note RPD)?	<input type="checkbox"/>	<input checked="" type="checkbox"/>	<input type="checkbox"/>	<u>FB-1@R-MW-7</u>
c) Were lab duplicates analyzed (note original and duplicate samples)?	<input checked="" type="checkbox"/>	<input type="checkbox"/>	<input type="checkbox"/>	<u>Fe, Cr; detected in blank ^{DUP} sample 16</u>
d) Were lab dup. precision criteria met (note RPD)?	<input checked="" type="checkbox"/>	<input type="checkbox"/>	<input type="checkbox"/>	<u>TDS, pH</u>
				<u>TDS(3)</u>

Blind Standards	YES	NO	NA	COMMENTS
a) Was a blind standard used (indicate name, analytes included and concentrations)?	<input type="checkbox"/>	<input type="checkbox"/>	<input checked="" type="checkbox"/>	_____
b) Was the %D within control limits?	<input type="checkbox"/>	<input type="checkbox"/>	<input checked="" type="checkbox"/>	_____

Matrix Spike/Matrix Spike Duplicate (MS/MSD)	YES	NO	NA	COMMENTS
a) Was MS accuracy criteria met?	<input type="checkbox"/>	<input checked="" type="checkbox"/>	<input type="checkbox"/>	<u>Chloride (121), sulfate (130)</u>
Recovery could not be calculated since sample contained high concentration of analyte?	<input type="checkbox"/>	<input type="checkbox"/>	<input checked="" type="checkbox"/>	_____
b) Was MSD accuracy criteria met?	<input type="checkbox"/>	<input checked="" type="checkbox"/>	<input type="checkbox"/>	<u>Chloride (127)</u>
Recovery could not be calculated since sample contained high concentration of analyte?	<input type="checkbox"/>	<input type="checkbox"/>	<input checked="" type="checkbox"/>	_____
c) Were MS/MSD precision criteria met?	<input checked="" type="checkbox"/>	<input type="checkbox"/>	<input type="checkbox"/>	_____

Comments/Notes:

QA LEVEL II - INORGANIC DATA EVALUATION CHECKLIST

Data Qualification:

Sample Name	Constituent(s)	Result	Qualifier	Reason	
R-MW-1	Sb (Antimony)	1.0	U	Detected in M. Blank, PQL > Result > MDL	
	Cd (Cadmium)	0.50	U		
	Hg (Mercury)	0.20	U		
	Chloride	21.2	D	Result had a dilution factor (DF) of 2	
	Sulfate	223	D	" 20	
	Cr (Chromium)	0.34	UJ	RPD not met, Result < MDL	
R-DUP-1	Cd	0.34 ^{0.50}	U	Detected in M. Blank, PQL > Result > MDL	
	Sb	1.0	U	Detected in M. Blank, PQL > Result > MDL	
	Hg	0.20	U	" "	
	Chloride	20.4	D	Result had a DF of 2	
	Sulfate	216	D	" 20	
R-MW-2	Cd	6.50	U	Detected in M. Blank, PQL > Result > MDL	
	Hg	0.20	U	" "	
	Chloride	23.5	D	Result had a DF of 2	
	Sulfate	288	D	" 20	
	R-MW-3	Chloride	28.3	D	" 2
	Sulfate	156	D	" 20	
	Sb	1.0	U	Detected in M. Blank, PQL > Result > MDL	
	Hg	0.20	U	" "	
R-MW-4	Sb	1.0	U		
	Cd	0.50	U		
	Hg	0.20	U		
	Chloride	19.0	D		Result had a DF of 2
	Sulfate	41.2	D		" 2
R-MW-5	Mo (Molybdenum)	20.0	U	Detected in M. Blank, PQL > Result > MDL	
"	Sb	1.0	U	" "	

Signature: *Tommy J. [Signature]*

Date: 5/30/17

QA LEVEL II - INORGANIC DATA EVALUATION CHECKLIST

Data Qualification:

Sample Name	Constituent(s)	Result	Qualifier	Reason	
R-MW-5	Cd	0.50	U	Detected in M.Blank, PQL > Result > MDL	
"	Hg	0.20	U		
R-MW-6	Mo	20.0	U		
	Sb	1.0	U		
	Cd	0.50	U		
	Hg	0.20	U		
R-MW-7	Sb	1.0	U		
	Cd	0.50	U		
	Hg	0.20	U		
	Sulfate	36.8	D	Result had a DF of 2	
R-MW-B1	Sb	1.0	U	Detected in M.Blank, PQL > Result > MDL	
	Cd	0.50	U		
	Hg	0.20	U		
	Chloride	60.6	D		Result had a DF of 5
	Sulfate	36.6	D		" 2
R-MW-B2	Mo	20.0	U	Detected in M.Blank, PQL > Result > MDL	
	Sb	1.0	U		
	Cd	0.50	U		
	Hg	0.20	U		
	Chloride	34.7	D		Result had a DF of 2
R-FB-1	Sb	1.0	U	Detected in M.Blank, PQL > Result > MDL	
	Cd	0.50	U		
	Hg	0.20	U		

Signature: Tommy Wood Jr.

Date: 5/30/17



MEMORANDUM

Date: May 30, 2017
To: Project File
From: Tommy Goodwin
cc: Amanda Derhake, Jeff Ingram
Project No.: 1531406
Project: Ameren
Email:
RE: DATA VALIDATION SUMMARY, RUSH ISLAND ENERGY CENTER – E.6

The following is a summary of instances where quality control criteria in the functional guidelines were not met and data qualification was required:

- Analysis of pH for all samples was initiated outside of the 15 minute EPA required holding time. Field measurements of pH were taken at the time of sample collection.
- Reported results with high levels of non-target analytes or other matrix interference were analyzed at dilution and qualified as dilution (D).
- When a compound was detected in a blank (i.e. method, field, rinsate), and the sample results were greater than the MDL and less than the PQL the results were recorded at the PQL value and qualified as non-detects (U).

QA LEVEL II - INORGANIC DATA EVALUATION CHECKLIST

Company Name: Golder Associates
 Project Name: Ameren-Rush Island - E6
 Reviewer: T Goodwin

Project Manager: J Ingram
 Project Number: 1531406.0002A
 Validation Date: 5/30/17

Laboratory: Pace Analytical SDG #: 60236480
 Analytical Method (type and no.): Metals 200.7&200.8, Hg 7470, TDS 2540C, pH 4500H+, Anions 300.0, Rads 903.1&904.0
 Matrix: Air Soil/Sed. Water Waste _____
 Sample Names R-MW-1, R-MW-2, R-MW-3, R-MW-4, R-MW-5, R-MW-6, R-MW-7, R-MW-B1, R-MW-B2, R-DUP-1, R-DUP-2, R-MW-5MS, R-MW-5 MSD

NOTE: Please provide calculation in Comment areas or on the back (if on the back please indicate in comment areas).

Field Information	YES	NO	NA	COMMENTS
a) Sampling dates noted?	<input checked="" type="checkbox"/>	<input type="checkbox"/>	<input type="checkbox"/>	_____
b) Sampling team indicated?	<input checked="" type="checkbox"/>	<input type="checkbox"/>	<input type="checkbox"/>	_____
c) Sample location noted?	<input checked="" type="checkbox"/>	<input type="checkbox"/>	<input type="checkbox"/>	_____
d) Sample depth indicated (Soils)?	<input type="checkbox"/>	<input type="checkbox"/>	<input checked="" type="checkbox"/>	_____
e) Sample type indicated (grab/composite)?	<input checked="" type="checkbox"/>	<input type="checkbox"/>	<input type="checkbox"/>	Grab
f) Field QC noted?	<input checked="" type="checkbox"/>	<input type="checkbox"/>	<input type="checkbox"/>	_____
g) Field parameters collected (note types)?	<input checked="" type="checkbox"/>	<input type="checkbox"/>	<input type="checkbox"/>	pH, Cond, Turb, Temp, DO, ORP, Flow, DTW
h) Field Calibration within control limits?	<input checked="" type="checkbox"/>	<input type="checkbox"/>	<input type="checkbox"/>	_____
i) Notations of unacceptable field conditions/performance from field logs or field notes?	<input type="checkbox"/>	<input checked="" type="checkbox"/>	<input type="checkbox"/>	_____
j) Does the laboratory narrative indicate deficiencies?	<input type="checkbox"/>	<input type="checkbox"/>	<input checked="" type="checkbox"/>	_____
Note Deficiencies: _____				

Chain-of-Custody (COC)	YES	NO	NA	COMMENTS
a) Was the COC properly completed?	<input checked="" type="checkbox"/>	<input type="checkbox"/>	<input type="checkbox"/>	_____
b) Was the COC signed by both field and laboratory personnel?	<input checked="" type="checkbox"/>	<input type="checkbox"/>	<input type="checkbox"/>	_____
c) Were samples received in good condition?	<input checked="" type="checkbox"/>	<input type="checkbox"/>	<input type="checkbox"/>	_____

General (reference QAPP or Method)	YES	NO	NA	COMMENTS
a) Were hold times met for sample pretreatment?	<input type="checkbox"/>	<input type="checkbox"/>	<input checked="" type="checkbox"/>	_____
b) Were hold times met for sample analysis?	<input type="checkbox"/>	<input checked="" type="checkbox"/>	<input type="checkbox"/>	pH
c) Were the correct preservatives used?	<input checked="" type="checkbox"/>	<input type="checkbox"/>	<input type="checkbox"/>	_____
d) Was the correct method used?	<input checked="" type="checkbox"/>	<input type="checkbox"/>	<input type="checkbox"/>	_____
e) Were appropriate reporting limits achieved?	<input checked="" type="checkbox"/>	<input type="checkbox"/>	<input type="checkbox"/>	_____
f) Were any sample dilutions noted?	<input checked="" type="checkbox"/>	<input type="checkbox"/>	<input type="checkbox"/>	Chloride, Sulfate
g) Were any matrix problems noted?	<input type="checkbox"/>	<input checked="" type="checkbox"/>	<input type="checkbox"/>	_____

QA LEVEL II - INORGANIC DATA EVALUATION CHECKLIST

Blanks	YES	NO	NA	COMMENTS
a) Were analytes detected in the method blank(s)?	<input checked="" type="checkbox"/>	<input type="checkbox"/>	<input type="checkbox"/>	<u>Be, B, Mo, Sb, Cr, Tl</u>
b) Were analytes detected in the field blank(s)?	<input checked="" type="checkbox"/>	<input type="checkbox"/>	<input type="checkbox"/>	<u>Ca, Sb, Cr</u>
c) Were analytes detected in the equipment blank(s)?	<input type="checkbox"/>	<input type="checkbox"/>	<input checked="" type="checkbox"/>	_____
d) Were analytes detected in the trip blank(s)?	<input type="checkbox"/>	<input type="checkbox"/>	<input checked="" type="checkbox"/>	_____

Laboratory Control Sample (LCS)	YES	NO	NA	COMMENTS
a) Was a LCS analyzed once per SDG?	<input checked="" type="checkbox"/>	<input type="checkbox"/>	<input type="checkbox"/>	_____
b) Were the proper analytes included in the LCS?	<input checked="" type="checkbox"/>	<input type="checkbox"/>	<input type="checkbox"/>	_____
c) Was the LCS accuracy criteria met?	<input checked="" type="checkbox"/>	<input type="checkbox"/>	<input type="checkbox"/>	_____

Duplicates	YES	NO	NA	COMMENTS
a) Were field duplicates collected (note original and duplicate sample names)?	<input checked="" type="checkbox"/>	<input type="checkbox"/>	<input type="checkbox"/>	<u>Dup-1@ R-MW-4</u>
b) Were field dup. precision criteria met (note RPD)?	<input checked="" type="checkbox"/>	<input type="checkbox"/>	<input type="checkbox"/>	<u>FB-1@ R-MW-7</u>
c) Were lab duplicates analyzed (note original and duplicate samples)?	<input checked="" type="checkbox"/>	<input type="checkbox"/>	<input type="checkbox"/>	<u>TDS, pH</u>
d) Were lab dup. precision criteria met (note RPD)?	<input checked="" type="checkbox"/>	<input type="checkbox"/>	<input type="checkbox"/>	<u>TDS(z)</u>

Blind Standards	YES	NO	NA	COMMENTS
a) Was a blind standard used (indicate name, analytes included and concentrations)?	<input type="checkbox"/>	<input type="checkbox"/>	<input checked="" type="checkbox"/>	_____
b) Was the %D within control limits?	<input type="checkbox"/>	<input type="checkbox"/>	<input checked="" type="checkbox"/>	_____

Matrix Spike/Matrix Spike Duplicate (MS/MSD)	YES	NO	NA	COMMENTS
a) Was MS accuracy criteria met?	<input checked="" type="checkbox"/>	<input type="checkbox"/>	<input type="checkbox"/>	_____
Recovery could not be calculated since sample contained high concentration of analyte?	<input type="checkbox"/>	<input type="checkbox"/>	<input checked="" type="checkbox"/>	_____
b) Was MSD accuracy criteria met?	<input checked="" type="checkbox"/>	<input type="checkbox"/>	<input type="checkbox"/>	_____
Recovery could not be calculated since sample contained high concentration of analyte?	<input type="checkbox"/>	<input type="checkbox"/>	<input checked="" type="checkbox"/>	_____
c) Were MS/MSD precision criteria met?	<input checked="" type="checkbox"/>	<input type="checkbox"/>	<input type="checkbox"/>	_____

Comments/Notes:

QA LEVEL II - INORGANIC DATA EVALUATION CHECKLIST

Data Qualification:

Sample Name	Constituent(s)	Result	Qualifier	Reason
All wells	Chromium (Cr)	1.0	U	Detected in M. Blank, PQL > Result > MDL
All wells except R-MW-2	Antimony (Sb)	1.0	U	
wells → (R-MW-5, MW-6, MW-B1, MW-B2)	Molybdenum (Mo)	20.0	U	
R-FB-1	Calcium (Ca)	100.	U	
R-MW-1 [Ⓟ] R-MW-1	Chloride	19.9	D	Result had a dilution factor of 2
"	Sulfate	213	D	20
R-MW-2	Chloride	27.7		2
"	Sulfate	321		20
R-MW-3	Chloride	30.2		2
"	Sulfate	205		20
R-MW-4	Chloride	18.5		2
"	Sulfate	29.7		2
R-MW-7	Sulfate	42.8		5
R-MW-B1	Chloride	43.0		5
"	Sulfate	40.6		5
R-MW-B2	Chloride	33.5		5
R-DUP-1	Chloride	18.5		2
"	Sulfate	29.5		2

Signature: *Fanny [Signature]*

Date: 5/30/17



MEMORANDUM

Date: May 30, 2017
To: Project File
From: Tommy Goodwin
cc: Amanda Derhake, Jeff Ingram
RE: DATA VALIDATION SUMMARY, RUSH ISLAND ENERGY CENTER – E.7

Project No.: 1531406
Project: Ameren
Email:

The following is a summary of instances where quality control criteria in the functional guidelines were not met and data qualification was required:

- Analysis of pH for all samples was initiated outside of the 15 minute EPA required holding time. Field measurements of pH were taken at the time of sample collection.
- Reported results with high levels of non-target analytes or other matrix interference were analyzed at dilution and qualified as dilution (D).
- When a compound was detected in a blank (i.e. method, field, rinsate), and the sample results were greater than the MDL and less than the PQL the results were recorded at the PQL value and qualified as non-detects (U). If the sample results were greater than the PQL, but less than 5 times the blank detection result, the detections were recorded at the result value and qualified as non-detects (U).
- When a duplicate (i.e. field, sample) RPD was not met, associated samples were qualified as estimates (J).

QA LEVEL II - INORGANIC DATA EVALUATION CHECKLIST

Company Name: Golder Associates
 Project Name: Ameren-Rush Island - E7
 Reviewer: T Goodwin

Project Manager: J Ingram
 Project Number: 1531406.0002A
 Validation Date: 5/30/17

Laboratory: Pace Analytical SDG #: 60239078
 Analytical Method (type and no.): Metals 200.7&200.8, Hg 7470, TDS 2540C, pH 4500H+, Anions 300.0, Rads 903.1&904.0
 Matrix: Air Soil/Sed. Water Waste
 Sample Names R-MW-1, R-MW-2, R-MW-3, R-MW-4, R-MW-5, R-MW-6, R-MW-7, R-MW-B1, R-MW-B2
R-DUP-1, R-DUP-2, R-MW-5 MS, R-MW-5 MSD

NOTE: Please provide calculation in Comment areas or on the back (if on the back please indicate in comment areas).

Field Information	YES	NO	NA	COMMENTS
a) Sampling dates noted?	<input checked="" type="checkbox"/>	<input type="checkbox"/>	<input type="checkbox"/>	
b) Sampling team indicated?	<input checked="" type="checkbox"/>	<input type="checkbox"/>	<input type="checkbox"/>	
c) Sample location noted?	<input checked="" type="checkbox"/>	<input type="checkbox"/>	<input type="checkbox"/>	
d) Sample depth indicated (Soils)?	<input type="checkbox"/>	<input type="checkbox"/>	<input checked="" type="checkbox"/>	
e) Sample type indicated (grab/composite)?	<input checked="" type="checkbox"/>	<input type="checkbox"/>	<input type="checkbox"/>	Grab
f) Field QC noted?	<input checked="" type="checkbox"/>	<input type="checkbox"/>	<input type="checkbox"/>	
g) Field parameters collected (note types)?	<input checked="" type="checkbox"/>	<input type="checkbox"/>	<input type="checkbox"/>	pH, Cond, Turb, Temp, DO, ORP, Flow, DTW
h) Field Calibration within control limits?	<input checked="" type="checkbox"/>	<input type="checkbox"/>	<input type="checkbox"/>	
i) Notations of unacceptable field conditions/performances from field logs or field notes?	<input type="checkbox"/>	<input checked="" type="checkbox"/>	<input type="checkbox"/>	
j) Does the laboratory narrative indicate deficiencies?	<input type="checkbox"/>	<input type="checkbox"/>	<input checked="" type="checkbox"/>	
Note Deficiencies: _____				

Chain-of-Custody (COC)	YES	NO	NA	COMMENTS
a) Was the COC properly completed?	<input checked="" type="checkbox"/>	<input type="checkbox"/>	<input type="checkbox"/>	
b) Was the COC signed by both field and laboratory personnel?	<input checked="" type="checkbox"/>	<input type="checkbox"/>	<input type="checkbox"/>	
c) Were samples received in good condition?	<input checked="" type="checkbox"/>	<input type="checkbox"/>	<input type="checkbox"/>	

General (reference QAPP or Method)	YES	NO	NA	COMMENTS
a) Were hold times met for sample pretreatment?	<input type="checkbox"/>	<input type="checkbox"/>	<input checked="" type="checkbox"/>	
b) Were hold times met for sample analysis?	<input type="checkbox"/>	<input checked="" type="checkbox"/>	<input type="checkbox"/>	pH
c) Were the correct preservatives used?	<input checked="" type="checkbox"/>	<input type="checkbox"/>	<input type="checkbox"/>	
d) Was the correct method used?	<input checked="" type="checkbox"/>	<input type="checkbox"/>	<input type="checkbox"/>	
e) Were appropriate reporting limits achieved?	<input checked="" type="checkbox"/>	<input type="checkbox"/>	<input type="checkbox"/>	
f) Were any sample dilutions noted?	<input checked="" type="checkbox"/>	<input type="checkbox"/>	<input type="checkbox"/>	Chloride, Sulfate
g) Were any matrix problems noted?	<input checked="" type="checkbox"/>	<input type="checkbox"/>	<input type="checkbox"/>	Calcium

QA LEVEL II - INORGANIC DATA EVALUATION CHECKLIST

Blanks	YES	NO	NA	COMMENTS
a) Were analytes detected in the method blank(s)?	<input checked="" type="checkbox"/>	<input type="checkbox"/>	<input type="checkbox"/>	<u>Be, As, Cr</u>
b) Were analytes detected in the field blank(s)?	<input checked="" type="checkbox"/>	<input type="checkbox"/>	<input type="checkbox"/>	<u>Be, B, Sb, As, Cr,</u>
c) Were analytes detected in the equipment blank(s)?	<input type="checkbox"/>	<input type="checkbox"/>	<input checked="" type="checkbox"/>	_____
d) Were analytes detected in the trip blank(s)?	<input type="checkbox"/>	<input type="checkbox"/>	<input checked="" type="checkbox"/>	_____

Laboratory Control Sample (LCS)	YES	NO	NA	COMMENTS
a) Was a LCS analyzed once per SDG?	<input checked="" type="checkbox"/>	<input type="checkbox"/>	<input type="checkbox"/>	_____
b) Were the proper analytes included in the LCS?	<input checked="" type="checkbox"/>	<input type="checkbox"/>	<input type="checkbox"/>	_____
c) Was the LCS accuracy criteria met?	<input checked="" type="checkbox"/>	<input type="checkbox"/>	<input type="checkbox"/>	_____

Duplicates	YES	NO	NA	COMMENTS
a) Were field duplicates collected (note original and duplicate sample names)?	<input checked="" type="checkbox"/>	<input type="checkbox"/>	<input type="checkbox"/>	<u>Dup-1@ R-MW-6</u>
	<input checked="" type="checkbox"/>	<input type="checkbox"/>	<input type="checkbox"/>	<u>FB-1@ R-MW-7</u>
b) Were field dup. precision criteria met (note RPD)?	<input type="checkbox"/>	<input checked="" type="checkbox"/>	<input type="checkbox"/>	<u>Cr (161), Se (28), Be (46.2)</u>
c) Were lab duplicates analyzed (note original and duplicate samples)?	<input checked="" type="checkbox"/>	<input type="checkbox"/>	<input type="checkbox"/>	<u>TDS, pH</u>
d) Were lab dup. precision criteria met (note RPD)?	<input checked="" type="checkbox"/>	<input type="checkbox"/>	<input type="checkbox"/>	<u>TDS (6)</u>

Blind Standards	YES	NO	NA	COMMENTS
a) Was a blind standard used (indicate name, analytes included and concentrations)?	<input type="checkbox"/>	<input type="checkbox"/>	<input checked="" type="checkbox"/>	_____
b) Was the %D within control limits?	<input type="checkbox"/>	<input type="checkbox"/>	<input checked="" type="checkbox"/>	_____

Matrix Spike/Matrix Spike Duplicate (MS/MSD)	YES	NO	NA	COMMENTS
a) Was MS accuracy criteria met?	<input type="checkbox"/>	<input checked="" type="checkbox"/>	<input type="checkbox"/>	<u>Ca (68)</u>
Recovery could not be calculated since sample contained high concentration of analyte?	<input type="checkbox"/>	<input type="checkbox"/>	<input checked="" type="checkbox"/>	_____
b) Was MSD accuracy criteria met?	<input checked="" type="checkbox"/>	<input type="checkbox"/>	<input type="checkbox"/>	_____
Recovery could not be calculated since sample contained high concentration of analyte?	<input type="checkbox"/>	<input type="checkbox"/>	<input checked="" type="checkbox"/>	_____
c) Were MS/MSD precision criteria met?	<input checked="" type="checkbox"/>	<input type="checkbox"/>	<input type="checkbox"/>	_____

Comments/Notes:

QA LEVEL II - INORGANIC DATA EVALUATION CHECKLIST

Data Qualification:

Sample Name	Constituent(s)	Result	Qualifier	Reason
R-MW-1	Chloride	20.1	D	Result had a dilution factor (DF) of 2
"	Sulfate	208	D	20
R-MW-2	Chloride	27.6	D	2
	Sulfate	292	D	20
	Beryllium (Be)	1.0	U	Detected in method blank (MB), PQL > Result > MDL
	Chromium (Cr)	1.0	U	
R-MW-3	Be	1.0	U	
	Cr	1.0	U	
	Chloride	30.2	D	Result had a DF of 2
	Sulfate	176	D	20
R-MW-4	Sulfate	25.8	D	2
R-MW-5	Be	1.0	U	Detected in MB, PQL > Result > MDL
"	Cr	1.0	U	
R-MW-6	Be	1.0	U	
	As (Arsenic)	1.0	U	
	Cr	1.0	U	
	Sulfate	26.1	D	Result had a DF of 2
R-MW-7	Sulfate	39.4	D	5
	Be	1.0	U	Detected in MB, PQL > Result > MDL
	Antimony (Sb)	1.0	U	Detected in Field Blank, PQL > Result > MDL
	Chromium (Cr)	4.8	U	Detected in Field Blank, 5x FB > Result > PQL
R-MW-B1	Chloride	50.1	D	Result had a DF of 5
"	Sulfate	35.9	D	5
R-MW-B2	Chloride	34.4	D	5
	Be	1.0	U	Detected in MB, PQL > Result > MDL
	Cr	1.0	U	"

Signature: Tommy J. Goodrich

Date: 5/30/17



MEMORANDUM

Date: July 6, 2017
To: Project File
From: Tommy Goodwin
cc: Amanda Derhake, Jeff Ingram
Project No.: 1531406
Project: Ameren
Email:
RE: DATA VALIDATION SUMMARY, RUSH ISLAND ENERGY CENTER – E.8

The following is a summary of instances where quality control criteria in the functional guidelines were not met and data qualification was required:

- Analysis of pH for all samples was initiated outside of the 15 minute EPA required holding time. Field measurements of pH were taken at the time of sample collection.
- Reported results with high levels of non-target analytes or other matrix interference were analyzed at dilution and qualified as dilution (D).
- When a compound was detected in a blank (i.e. method, field, rinsate), and the sample results were greater than the MDL and less than the PQL the results were recorded at the PQL value and qualified as non-detects (U). If the sample results were greater than the PQL, but less than 10 times the blank detection result, the detections were recorded at the result value and qualified as non-detects (U).
- When a duplicate (i.e. field, sample) RPD was not met, associated samples were qualified as estimates (J). If the results were less than the method detection limit or detected in a blank the results were qualified as non-detects and estimates (UJ).

QA LEVEL II - INORGANIC DATA EVALUATION CHECKLIST

Company Name: Golder Associates
 Project Name: Ameren-Rush Island- E8
 Reviewer: T Goodwin

Project Manager: J Ingram
 Project Number: 1531406.0002A
 Validation Date: 7/6/17

Laboratory: Pace Analytical SDG #: 60246227
 Analytical Method (type and no.): Metals 200.7&200.8, Hg 7470, TDS 2540C, pH 4500H+, Anions 300.0, Rads 903.1&904.0
 Matrix: Air Soil/Sed. Water Waste
 Sample Names R-MW-1, R-MW-2, R-MW-3, R-MW-4, R-MW-5, R-MW-6, R-MW-7,
R-MW-B1, R-MW-B2, R-DUP-1, R-FB-1, R-MW- 5 MS, R-MW- 6 MSD

NOTE: Please provide calculation in Comment areas or on the back (if on the back please indicate in comment areas).

Field Information	YES	NO	NA	COMMENTS
a) Sampling dates noted?	<input checked="" type="checkbox"/>	<input type="checkbox"/>	<input type="checkbox"/>	
b) Sampling team indicated?	<input checked="" type="checkbox"/>	<input type="checkbox"/>	<input type="checkbox"/>	
c) Sample location noted?	<input checked="" type="checkbox"/>	<input type="checkbox"/>	<input type="checkbox"/>	
d) Sample depth indicated (Soils)?	<input type="checkbox"/>	<input type="checkbox"/>	<input checked="" type="checkbox"/>	
e) Sample type indicated (grab/composite)?	<input checked="" type="checkbox"/>	<input type="checkbox"/>	<input type="checkbox"/>	Grab
f) Field QC noted?	<input checked="" type="checkbox"/>	<input type="checkbox"/>	<input type="checkbox"/>	
g) Field parameters collected (note types)?	<input checked="" type="checkbox"/>	<input type="checkbox"/>	<input type="checkbox"/>	pH, Cond, Turb, Temp, DO, ORP, Flow, DTW
h) Field Calibration within control limits?	<input checked="" type="checkbox"/>	<input type="checkbox"/>	<input type="checkbox"/>	
i) Notations of unacceptable field conditions/performance from field logs or field notes?	<input type="checkbox"/>	<input checked="" type="checkbox"/>	<input type="checkbox"/>	
j) Does the laboratory narrative indicate deficiencies?	<input type="checkbox"/>	<input type="checkbox"/>	<input checked="" type="checkbox"/>	
Note Deficiencies: _____				

Chain-of-Custody (COC)	YES	NO	NA	COMMENTS
a) Was the COC properly completed?	<input checked="" type="checkbox"/>	<input type="checkbox"/>	<input type="checkbox"/>	
b) Was the COC signed by both field and laboratory personnel?	<input checked="" type="checkbox"/>	<input type="checkbox"/>	<input type="checkbox"/>	
c) Were samples received in good condition?	<input checked="" type="checkbox"/>	<input type="checkbox"/>	<input type="checkbox"/>	

General (reference QAPP or Method)	YES	NO	NA	COMMENTS
a) Were hold times met for sample pretreatment?	<input type="checkbox"/>	<input type="checkbox"/>	<input checked="" type="checkbox"/>	
b) Were hold times met for sample analysis?	<input type="checkbox"/>	<input checked="" type="checkbox"/>	<input type="checkbox"/>	pH
c) Were the correct preservatives used?	<input checked="" type="checkbox"/>	<input type="checkbox"/>	<input type="checkbox"/>	
d) Was the correct method used?	<input checked="" type="checkbox"/>	<input type="checkbox"/>	<input type="checkbox"/>	
e) Were appropriate reporting limits achieved?	<input checked="" type="checkbox"/>	<input type="checkbox"/>	<input type="checkbox"/>	
f) Were any sample dilutions noted?	<input checked="" type="checkbox"/>	<input type="checkbox"/>	<input type="checkbox"/>	Chloride, Sulfate
g) Were any matrix problems noted?	<input type="checkbox"/>	<input checked="" type="checkbox"/>	<input type="checkbox"/>	

QA LEVEL II - INORGANIC DATA EVALUATION CHECKLIST

Blanks	YES	NO	NA	COMMENTS
a) Were analytes detected in the method blank(s)?	<input checked="" type="checkbox"/>	<input type="checkbox"/>	<input type="checkbox"/>	<u>TL(0.073),</u>
b) Were analytes detected in the field blank(s)?	<input checked="" type="checkbox"/>	<input type="checkbox"/>	<input type="checkbox"/>	<u>B(8.1), TL(0.043), Hg(0.049)</u>
c) Were analytes detected in the equipment blank(s)?	<input type="checkbox"/>	<input type="checkbox"/>	<input checked="" type="checkbox"/>	_____
d) Were analytes detected in the trip blank(s)?	<input type="checkbox"/>	<input type="checkbox"/>	<input checked="" type="checkbox"/>	_____

Laboratory Control Sample (LCS)	YES	NO	NA	COMMENTS
a) Was a LCS analyzed once per SDG?	<input checked="" type="checkbox"/>	<input type="checkbox"/>	<input type="checkbox"/>	_____
b) Were the proper analytes included in the LCS?	<input checked="" type="checkbox"/>	<input type="checkbox"/>	<input type="checkbox"/>	_____
c) Was the LCS accuracy criteria met?	<input checked="" type="checkbox"/>	<input type="checkbox"/>	<input type="checkbox"/>	_____

Duplicates	YES	NO	NA	COMMENTS
a) Were field duplicates collected (note original and duplicate sample names)?				<u>Dup-1@ MW-7</u>
	<input checked="" type="checkbox"/>	<input type="checkbox"/>	<input type="checkbox"/>	<u>FB-1@ MW-7</u>
b) Were field dup. precision criteria met (note RPD)?	<input type="checkbox"/>	<input checked="" type="checkbox"/>	<input type="checkbox"/>	<u>Co(200), Sb(200), Cd(200), Se(53), TL(200)</u>
c) Were lab duplicates analyzed (note original and duplicate samples)?	<input checked="" type="checkbox"/>	<input type="checkbox"/>	<input type="checkbox"/>	_____
d) Were lab dup. precision criteria met (note RPD)?	<input checked="" type="checkbox"/>	<input type="checkbox"/>	<input type="checkbox"/>	<u>TPS(5)</u>

Blind Standards	YES	NO	NA	COMMENTS
a) Was a blind standard used (indicate name, analytes included and concentrations)?	<input type="checkbox"/>	<input type="checkbox"/>	<input checked="" type="checkbox"/>	_____
b) Was the %D within control limits?	<input type="checkbox"/>	<input type="checkbox"/>	<input checked="" type="checkbox"/>	_____

Matrix Spike/Matrix Spike Duplicate (MS/MSD)	YES	NO	NA	COMMENTS
a) Was MS accuracy criteria met?	<input checked="" type="checkbox"/>	<input type="checkbox"/>	<input type="checkbox"/>	_____
Recovery could not be calculated since sample contained high concentration of analyte?	<input type="checkbox"/>	<input type="checkbox"/>	<input checked="" type="checkbox"/>	_____
b) Was MSD accuracy criteria met?	<input checked="" type="checkbox"/>	<input type="checkbox"/>	<input type="checkbox"/>	_____
Recovery could not be calculated since sample contained high concentration of analyte?	<input type="checkbox"/>	<input type="checkbox"/>	<input checked="" type="checkbox"/>	_____
c) Were MS/MSD precision criteria met?	<input checked="" type="checkbox"/>	<input type="checkbox"/>	<input type="checkbox"/>	_____

Comments/Notes:

QA LEVEL II - INORGANIC DATA EVALUATION CHECKLIST

Data Qualification:

Sample Name	Constituent(s)	Result	Qualifier	Reason
R-MW-1	Thallium (Tl)	1.0	U	Detected in Method Blank (MB); Result < PQL
	Chloride	20.8	D	Result had a Dilution Factor (DF) of 2
	Sulfate	191	D	20
R-MW-2	Chloride	26.9	D	2
	Sulfate	279	D	20
	Tl	1.0	U	Detected in MB; Result < PQL
R-MW-3	Tl	1.0	U	" "
	Chloride	32.8	D	DF of 2
	Sulfate	177	D	20
R-MW-4	Chloride	20.8	D	2
	Sulfate	44.3	D	5
	Tl	1.0	U	Detected in MB; Result < PQL
R-MW-6	Sulfate	37.7	D	DF of 2
R-MW-7	Sulfate	28.6	D	5
R-MW-B1	Chloride	47.0	D	5
"	Sulfate	44.4	D	5
R-MW-B2	Chloride	34.4	D	5
R-DUP-1	Chloride	20.5	D	5
	Sulfate	43.6	D	5
R-FB-1	Cobalt (Co)	0.73	UJ	RPD outside limits; Result < MDL
	Antimony (Sb)	0.026	UJ	
	Cadmium (Cd)	0.018	UJ	
R-FB-1	Tl	1.0	U	Detected in MB; Result < PQL

Signature: Tommy Wood

Date: 7/6/17



MEMORANDUM

Date: December 22, 2017
To: Project File
From: Tommy Goodwin
cc: Amanda Derhake, Jeff Ingram
Project No.: 1531406
Project: Ameren
Email:
RE: DATA VALIDATION SUMMARY, RUSH ISLAND ENERGY CENTER – D.M. NOV. 2017

The following is a summary of instances where quality control criteria in the functional guidelines were not met and data qualification was required:

- Reported results with high levels of non-target analytes or other matrix interference were analyzed at dilution and qualified as dilution (D).
- When a compound was detected in a sample result between the MDL and the PQL the results were recorded at the detection value and qualified as estimates (J).
- When a compound was detected in a blank (i.e. method, field, rinsate), and the sample results were greater than the MDL and less than the PQL the results were recorded at the PQL value and qualified as non-detects (U). If the sample results were greater than the PQL, but less than 10 times the blank detection result, the detections were recorded at the result value and qualified as non-detects (U).

QA LEVEL II - INORGANIC DATA EVALUATION CHECKLIST

Company Name: Golder Associates
 Project Name: Ameren-Rush Island - D.M. Nov 2017
 Reviewer: T Goodwin

Project Manager: J Ingram
 Project Number: 1531406.0002A
 Validation Date: 12/22/2017

Laboratory: Pace Analytical SDG #: 60257950
 Analytical Method (type and no.): Metals 200.7 & 200.8, Hg ~~7470~~, TDS 2540C, pH ~~450047~~, Anions 300.0, Rads ~~903.18, 904.0~~, SMZ 32aB
 Matrix: Air Soil/Sed. Water Waste
 Sample Names R-MW-1, R-MW-2, R-MW-3, R-MW-4, R-MW-5, R-MW-6, R-MW-7, R-MW-B1, R-MW-B2, R-DUP-1, R-FB-1

NOTE: Please provide calculation in Comment areas or on the back (if on the back please indicate in comment areas).

Field Information	YES	NO	NA	COMMENTS
a) Sampling dates noted?	<input checked="" type="checkbox"/>	<input type="checkbox"/>	<input type="checkbox"/>	
b) Sampling team indicated?	<input checked="" type="checkbox"/>	<input type="checkbox"/>	<input type="checkbox"/>	
c) Sample location noted?	<input checked="" type="checkbox"/>	<input type="checkbox"/>	<input type="checkbox"/>	
d) Sample depth indicated (Soils)?	<input type="checkbox"/>	<input type="checkbox"/>	<input checked="" type="checkbox"/>	
e) Sample type indicated (grab/composite)?	<input checked="" type="checkbox"/>	<input type="checkbox"/>	<input type="checkbox"/>	Grab
f) Field QC noted?	<input checked="" type="checkbox"/>	<input type="checkbox"/>	<input type="checkbox"/>	
g) Field parameters collected (note types)?	<input checked="" type="checkbox"/>	<input type="checkbox"/>	<input type="checkbox"/>	pH, Cond, Turb, Temp, DO, ORP, Flow, DTW
h) Field Calibration within control limits?	<input checked="" type="checkbox"/>	<input type="checkbox"/>	<input type="checkbox"/>	
i) Notations of unacceptable field conditions/performances from field logs or field notes?	<input type="checkbox"/>	<input checked="" type="checkbox"/>	<input type="checkbox"/>	
j) Does the laboratory narrative indicate deficiencies?	<input type="checkbox"/>	<input type="checkbox"/>	<input checked="" type="checkbox"/>	
Note Deficiencies: _____				

Chain-of-Custody (COC)	YES	NO	NA	COMMENTS
a) Was the COC properly completed?	<input checked="" type="checkbox"/>	<input type="checkbox"/>	<input type="checkbox"/>	
b) Was the COC signed by both field and laboratory personnel?	<input checked="" type="checkbox"/>	<input type="checkbox"/>	<input type="checkbox"/>	
c) Were samples received in good condition?	<input checked="" type="checkbox"/>	<input type="checkbox"/>	<input type="checkbox"/>	

General (reference QAPP or Method)	YES	NO	NA	COMMENTS
a) Were hold times met for sample pretreatment?	<input type="checkbox"/>	<input type="checkbox"/>	<input checked="" type="checkbox"/>	
b) Were hold times met for sample analysis?	<input checked="" type="checkbox"/>	<input type="checkbox"/>	<input type="checkbox"/>	
c) Were the correct preservatives used?	<input checked="" type="checkbox"/>	<input type="checkbox"/>	<input type="checkbox"/>	
d) Was the correct method used?	<input checked="" type="checkbox"/>	<input type="checkbox"/>	<input type="checkbox"/>	
e) Were appropriate reporting limits achieved?	<input checked="" type="checkbox"/>	<input type="checkbox"/>	<input type="checkbox"/>	
f) Were any sample dilutions noted?	<input checked="" type="checkbox"/>	<input type="checkbox"/>	<input type="checkbox"/>	chloride, sulfate
g) Were any matrix problems noted?	<input type="checkbox"/>	<input checked="" type="checkbox"/>	<input type="checkbox"/>	

QA LEVEL II - INORGANIC DATA EVALUATION CHECKLIST

Blanks	YES	NO	NA	COMMENTS
a) Were analytes detected in the method blank(s)?	<input checked="" type="checkbox"/>	<input type="checkbox"/>	<input type="checkbox"/>	<u>B(14.9)</u>
b) Were analytes detected in the field blank(s)?	<input type="checkbox"/>	<input type="checkbox"/>	<input type="checkbox"/>	<u>B(13.4), Alk(7.8), TDS(6.5)</u>
c) Were analytes detected in the equipment blank(s)?	<input type="checkbox"/>	<input type="checkbox"/>	<input checked="" type="checkbox"/>	_____
d) Were analytes detected in the trip blank(s)?	<input type="checkbox"/>	<input type="checkbox"/>	<input checked="" type="checkbox"/>	_____

Laboratory Control Sample (LCS)	YES	NO	NA	COMMENTS
a) Was a LCS analyzed once per SDG?	<input checked="" type="checkbox"/>	<input type="checkbox"/>	<input type="checkbox"/>	_____
b) Were the proper analytes included in the LCS?	<input checked="" type="checkbox"/>	<input type="checkbox"/>	<input type="checkbox"/>	_____
c) Was the LCS accuracy criteria met?	<input checked="" type="checkbox"/>	<input type="checkbox"/>	<input type="checkbox"/>	_____

Duplicates	YES	NO	NA	COMMENTS
a) Were field duplicates collected (note original and duplicate sample names)?	<input checked="" type="checkbox"/>	<input type="checkbox"/>	<input type="checkbox"/>	<u>Dup-1@ R-MW-5</u>
b) Were field dup. precision criteria met (note RPD)?	<input type="checkbox"/>	<input checked="" type="checkbox"/>	<input type="checkbox"/>	<u>FB-1@ R-MW-1</u>
c) Were lab duplicates analyzed (note original and duplicate samples)?	<input checked="" type="checkbox"/>	<input type="checkbox"/>	<input type="checkbox"/>	<u>B(27.9)</u>
d) Were lab dup. precision criteria met (note RPD)?	<input checked="" type="checkbox"/>	<input type="checkbox"/>	<input type="checkbox"/>	<u>Alk, TDS</u>

Blind Standards	YES	NO	NA	COMMENTS
a) Was a blind standard used (indicate name, analytes included and concentrations)?	<input type="checkbox"/>	<input type="checkbox"/>	<input checked="" type="checkbox"/>	_____
b) Was the %D within control limits?	<input type="checkbox"/>	<input type="checkbox"/>	<input checked="" type="checkbox"/>	_____

Matrix Spike/Matrix Spike Duplicate (MS/MSD)	YES	NO	NA	COMMENTS
a) Was MS accuracy criteria met?	<input checked="" type="checkbox"/>	<input type="checkbox"/>	<input type="checkbox"/>	_____
Recovery could not be calculated since sample contained high concentration of analyte?	<input type="checkbox"/>	<input type="checkbox"/>	<input checked="" type="checkbox"/>	_____
b) Was MSD accuracy criteria met?	<input checked="" type="checkbox"/>	<input type="checkbox"/>	<input type="checkbox"/>	_____
Recovery could not be calculated since sample contained high concentration of analyte?	<input type="checkbox"/>	<input type="checkbox"/>	<input checked="" type="checkbox"/>	_____
c) Were MS/MSD precision criteria met?	<input checked="" type="checkbox"/>	<input type="checkbox"/>	<input type="checkbox"/>	_____

Comments/Notes:

QA LEVEL II - INORGANIC DATA EVALUATION CHECKLIST

Data Qualification:

Sample Name	Constituent(s)	Result	Qualifier	Reason
R-MW-1	Alkalinity (CaCO ₃)	36.5	U	Detected in Field Blank (FB); Result < 10x FB, but > PQL
┆	Fluoride	0.20	J	Result between MDL + PQL
┆	Chloride	18.9	D	Result had a dilution factor (DF) of 2
┆	Sulfate	382	┆	┆ 50
R-MW-2	Chloride	27.6	┆	┆ 2
┆	Sulfate	294	┆	┆ 20
┆	Magnesium (Mg)	17.8	J	PQL > Result > MDL
┆	Manganese (Mn)	3.7	┆	┆
R-MW-3	Chloride	31.3	D	DF of 2
┆	Sulfate	175	┆	┆ 20
R-MW-4	Chloride	19.8	┆	┆ 2
┆	Sulfate	44.6	┆	┆ 5
R-MW-5	Fluoride	0.17	J	PQL > Result > MDL
┆	Boron (B)	132	U	Detected in Method Blank (MB); Result < 10x MB + Result > PQL
R-MW-6	Fluoride	0.19	J	PQL > Result > MDL
┆	Sulfate	33.0	D	DF of 2
R-MW-7	┆	46.8	┆	┆ 5
R-MW-81	┆	38.2	┆	┆ 5
┆	Chloride	45.4	┆	┆ 5
┆	Fluoride	0.16	J	PQL > Result > MDL
┆	B	133	U	MB; Result < 10x MB + Result > PQL
R-MW-82	Fluoride	0.18	J	PQL > Result > MDL
┆	Chloride	37.1	D	DF of 5
┆	B	100	U	MB; MDL < Result < PQL
R-DUP-1	B	100	U	┆ ┆
┆	Fluoride	0.16	J	PQL > Result > MDL
R-FB-1	B	100	U	MB; PQL > Result > MDL
┆	CaCO ₃	7.8	J	PQL > Result > MDL

Signature: TJG

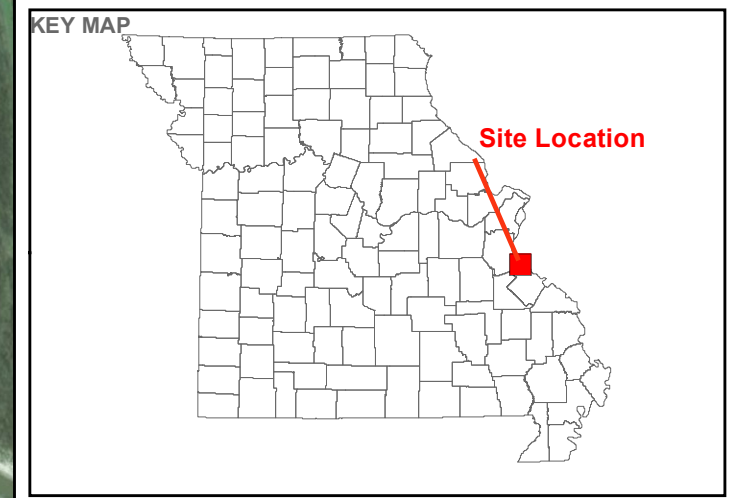
Date: 12/22/17

APPENDIX C – POTENTIOMETRIC SURFACE MAPS



LEGEND

- Rush Island Energy Center Property Boundary
- RCPA Surface Impoundment
- Groundwater Elevation Contour (FT MSL)**
 - Groundwater Elevation Contour (FT MSL)
 - Inferred Groundwater Elevation Contour (FT MSL)
- Ground/Surface Water Measurement Locations**
 - Groundwater Monitoring Well
 - Mississippi River Gauge
 - RCPA Pond Gauge
 - Groundwater Flow Direction



- NOTES**
- 1.) ALL LOCATIONS AND BOUNDARIES ARE APPROXIMATE.
 - 2.) GROUNDWATER MONITORING WELLS SURVEYED BY ZAHNER AND ASSOCIATES, INC. ON DECEMBER 1, 2015.
 - 3.) GROUNDWATER ELEVATIONS DISPLAYED IN FT MSL (FEET ABOVE MEAN SEA LEVEL).
 - 4.) GROUNDWATER ELEVATION MEASUREMENTS OBTAINED BY GOLDER.
 - 5.) MISSISSIPPI RIVER LEVEL PROVIDED BY AMEREN.
 - 6.) POND LEVEL OBTAINED ONSITE BY GOLDER.

- REFERENCES**
- 1.) AMEREN MISSOURI RUSH ISLAND ENERGY CENTER, RUSH ISLAND PROPERTY CONTROL MAP, JANUARY 2012.
 - 2.) COORDINATE SYSTEM: NAD 1983 STATE PLANE MISSOURI EAST FIPS 2401 FEET.



CLIENT
 AMEREN MISSOURI
 RUSH ISLAND ENERGY CENTER



PROJECT
 CCR GROUNDWATER MONITORING PROGRAM

TITLE
**RCPA - POTENTIOMETRIC SURFACE MAP
 BACKGROUND EVENT 1 - MARCH 10, 2016**

CONSULTANT	YYYY-MM-DD	2016-03-10
	PREPARED	JSI
	DESIGN	JSI
	REVIEW	JS
	APPROVED	MNH

PROJECT No. 153-1406 PHASE 0002A Rev. 0.0 FIGURE P1

Service Layer Credits: © 2017 DigitalGlobe
 ©CNES (2017) Distribution Airbus DS © 2017
 Microsoft Corporation

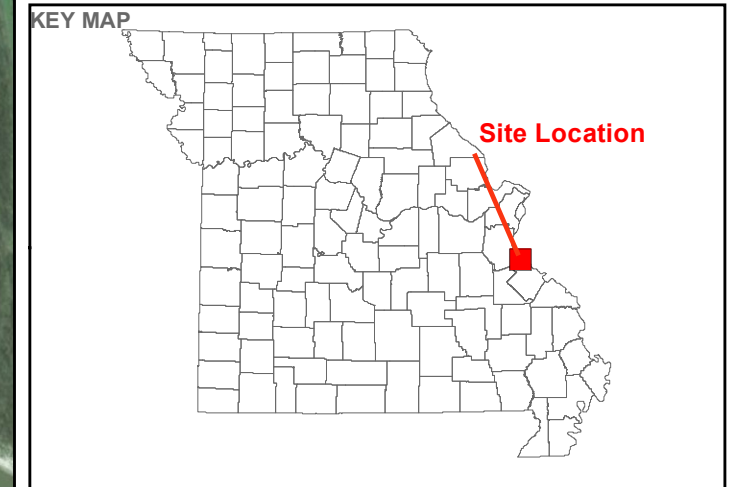


Path: C:\Projects\153-1406 - Ameren CCR Monitoring Program - HUCPhase0002 - Rush Island Energy (800) - FIGURES DRANNING\PRODUCTION\CMP - FIGURES\Potentiometric Surface Maps\Updated Pot Maps\RCPA\E1.mxd
 14 IF THIS MEASUREMENT DOES NOT MATCH WHAT IS SHOWN, THE SHEET SIZE HAS BEEN MODIFIED FROM:



LEGEND

- Rush Island Energy Center Property Boundary
- RCPA Surface Impoundment
- Groundwater Elevation Contour (FT MSL)**
 - Groundwater Elevation Contour (FT MSL)
 - Inferred Groundwater Elevation Contour (FT MSL)
- Ground/Surface Water Measurement Locations**
 - Groundwater Monitoring Well
 - Mississippi River Gauge
 - RCPA Pond Gauge
 - Groundwater Flow Direction



- NOTES**
- 1.) ALL LOCATIONS AND BOUNDARIES ARE APPROXIMATE.
 - 2.) GROUNDWATER MONITORING WELLS SURVEYED BY ZAHNER AND ASSOCIATES, INC. ON DECEMBER 1, 2015.
 - 3.) GROUNDWATER ELEVATIONS DISPLAYED IN FT MSL (FEET ABOVE MEAN SEA LEVEL).
 - 4.) GROUNDWATER ELEVATION MEASUREMENTS OBTAINED BY GOLDER.
 - 5.) MISSISSIPPI RIVER LEVEL PROVIDED BY AMEREN.
 - 6.) POND LEVEL OBTAINED ONSITE BY GOLDER.

- REFERENCES**
- 1.) AMEREN MISSOURI RUSH ISLAND ENERGY CENTER, RUSH ISLAND PROPERTY CONTROL MAP, JANUARY 2012.
 - 2.) COORDINATE SYSTEM: NAD 1983 STATE PLANE MISSOURI EAST FIPS 2401 FEET.



CLIENT
 AMEREN MISSOURI
 RUSH ISLAND ENERGY CENTER



PROJECT
 CCR GROUNDWATER MONITORING PROGRAM

TITLE
**RCPA - POTENTIOMETRIC SURFACE MAP
 BACKGROUND EVENT 2 - MAY 2, 2016**

CONSULTANT	DATE
	YYYY-MM-DD 2016-05-24
	PREPARED JSI
	DESIGN JSI
	REVIEW JS
	APPROVED MNH

PROJECT No. 153-1406 PHASE 0002A Rev. 0.0 FIGURE P2

Service Layer Credits: © 2017 DigitalGlobe
 © CNES (2017) Distribution Airbus DS © 2017
 Microsoft Corporation



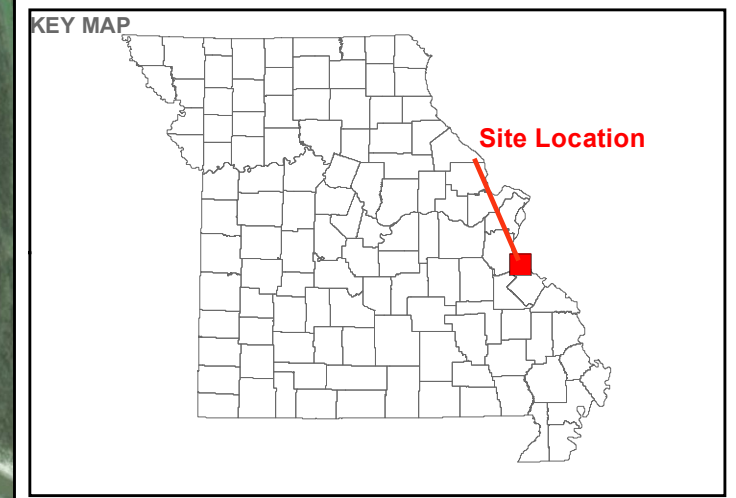
Path: C:\Projects\153-1406 - Ameren CCR Monitoring Program - HUCPhase0002 - Rush Island Energy\B00 - FIGURES\DRAWINGS\PRODUCTION\MAP - FIGURES\Potentiometric Surface Maps\Updated Pot Maps\RCPA/E2.mxd

IF THIS MEASUREMENT DOES NOT MATCH WHAT IS SHOWN, THE SHEET SIZE HAS BEEN MODIFIED FROM:



LEGEND

- Rush Island Energy Center Property Boundary
- RCPA Surface Impoundment
- Groundwater Elevation Contour (FT MSL)**
 - Groundwater Elevation Contour (FT MSL)
 - Inferred Groundwater Elevation Contour (FT MSL)
- Ground/Surface Water Measurement Locations**
 - Groundwater Monitoring Well
 - Mississippi River Gauge
 - RCPA Pond Gauge
 - Groundwater Flow Direction



- NOTES**
- 1.) ALL LOCATIONS AND BOUNDARIES ARE APPROXIMATE.
 - 2.) GROUNDWATER MONITORING WELLS SURVEYED BY ZAHNER AND ASSOCIATES, INC. ON DECEMBER 1, 2015.
 - 3.) GROUNDWATER ELEVATIONS DISPLAYED IN FT MSL (FEET ABOVE MEAN SEA LEVEL).
 - 4.) GROUNDWATER ELEVATION MEASUREMENTS OBTAINED BY GOLDER.
 - 5.) MISSISSIPPI RIVER LEVEL PROVIDED BY AMEREN.
 - 6.) POND LEVEL OBTAINED ONSITE BY GOLDER.

- REFERENCES**
- 1.) AMEREN MISSOURI RUSH ISLAND ENERGY CENTER, RUSH ISLAND PROPERTY CONTROL MAP, JANUARY 2012.
 - 2.) COORDINATE SYSTEM: NAD 1983 STATE PLANE MISSOURI EAST FIPS 2401 FEET.



CLIENT
 AMEREN MISSOURI
 RUSH ISLAND ENERGY CENTER



PROJECT
 CCR GROUNDWATER MONITORING PROGRAM

TITLE
**RCPA - POTENTIOMETRIC SURFACE MAP
 BACKGROUND EVENT 3 - JULY 14, 2016**

CONSULTANT	DATE	BY
	YYYY-MM-DD	2016-08-16
	PREPARED	JS
	DESIGN	JSI
	REVIEW	JSI
	APPROVED	MNH

PROJECT No. 153-1406 PHASE 0002A Rev. 0.0 FIGURE P3

Service Layer Credits: © 2017 DigitalGlobe
 © CNES (2017) Distribution Airbus DS © 2017
 Microsoft Corporation



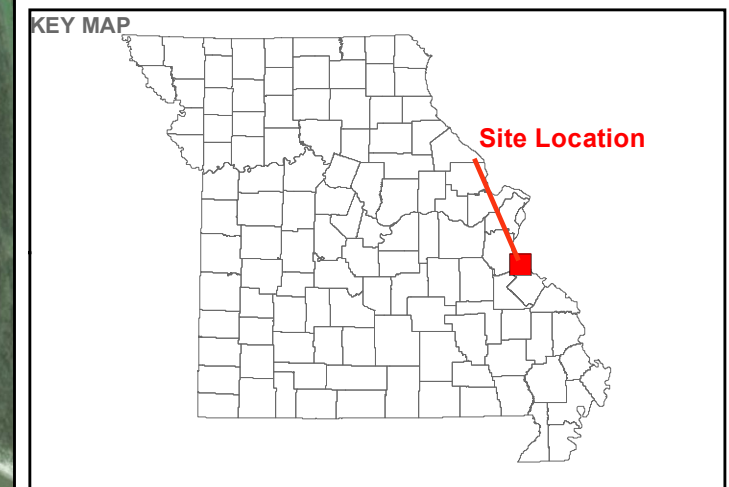
Path: C:\Projects\153-1406 - Ameren CCR Monitoring Program - HUCPhase0002 - Rush Island Energy (S00) - FIGURES DRANNING\PRODUCTION\CMP - FIGURES\Potentiometric Surface Maps\Updated Pot Maps\RCPA\E3.mxd

IF THIS MEASUREMENT DOES NOT MATCH WHAT IS SHOWN, THE SHEET SIZE HAS BEEN MODIFIED FROM:



LEGEND

- Rush Island Energy Center Property Boundary
- RCPA Surface Impoundment
- Groundwater Elevation Contour (FT MSL)**
 - Groundwater Elevation Contour (FT MSL)
 - Inferred Groundwater Elevation Contour (FT MSL)
- Ground/Surface Water Measurement Locations**
 - Groundwater Monitoring Well
 - Mississippi River Gauge
 - RCPA Pond Gauge
 - Groundwater Flow Direction



- NOTES**
- 1.) ALL LOCATIONS AND BOUNDARIES ARE APPROXIMATE.
 - 2.) GROUNDWATER MONITORING WELLS SURVEYED BY ZAHNER AND ASSOCIATES, INC. ON DECEMBER 1, 2015.
 - 3.) GROUNDWATER ELEVATIONS DISPLAYED IN FT MSL (FEET ABOVE MEAN SEA LEVEL).
 - 4.) GROUNDWATER ELEVATION MEASUREMENTS OBTAINED BY GOLDER.
 - 5.) MISSISSIPPI RIVER LEVEL PROVIDED BY AMEREN.
 - 6.) POND LEVEL OBTAINED ONSITE BY GOLDER.

- REFERENCES**
- 1.) AMEREN MISSOURI RUSH ISLAND ENERGY CENTER, RUSH ISLAND PROPERTY CONTROL MAP, JANUARY 2012.
 - 2.) COORDINATE SYSTEM: NAD 1983 STATE PLANE MISSOURI EAST FIPS 2401 FEET.



CLIENT
 AMEREN MISSOURI
 RUSH ISLAND ENERGY CENTER



PROJECT
 CCR GROUNDWATER MONITORING PROGRAM

TITLE
**RCPA - POTENTIOMETRIC SURFACE MAP
 BACKGROUND EVENT 4 - SEPTEMBER 6, 2016**

CONSULTANT	YYYY-MM-DD	2016-09-27
PREPARED	JSI	
DESIGN	JSI	
REVIEW	JS	
APPROVED	MNH	

PROJECT No. 153-1406 PHASE 0002A Rev. 0.0 FIGURE P4

Service Layer Credits: © 2017 DigitalGlobe
 © CNES (2017) Distribution Airbus DS © 2017
 Microsoft Corporation



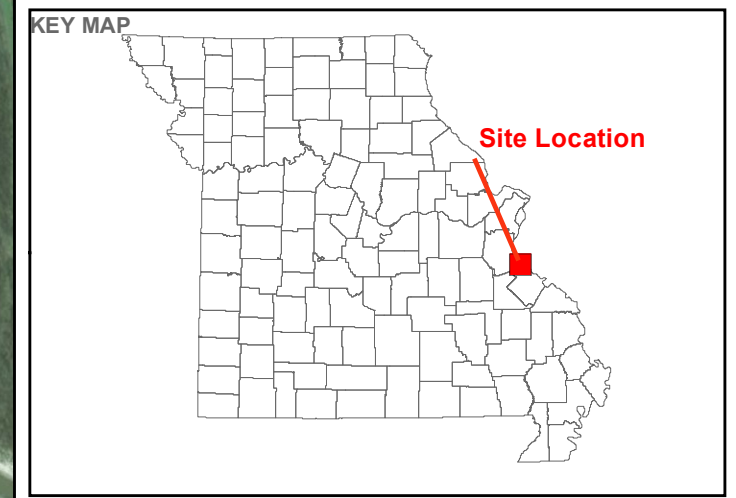
Path: C:\Projects\153-1406 - Ameren CCR Monitoring Program - HUCPhase002 - Rush Island Energy (B00 - FIGURES DRANNING\PRODUCTION\CMP - FIGURES\Potentiometric Surface Maps\Updated Pot Maps\RCPA-E4.mxd

IF THIS MEASUREMENT DOES NOT MATCH WHAT IS SHOWN, THE SHEET SIZE HAS BEEN MODIFIED FROM:



LEGEND

- Rush Island Energy Center Property Boundary
- RCPA Surface Impoundment
- Groundwater Elevation Contour (FT MSL)**
 - Groundwater Elevation Contour (FT MSL)
 - Inferred Groundwater Elevation Contour (FT MSL)
- Ground/Surface Water Measurement Locations**
 - Groundwater Monitoring Well
 - Mississippi River Gauge
 - RCPA Pond Gauge
 - Groundwater Flow Direction



- NOTES**
- 1.) ALL LOCATIONS AND BOUNDARIES ARE APPROXIMATE.
 - 2.) GROUNDWATER MONITORING WELLS SURVEYED BY ZAHNER AND ASSOCIATES, INC. ON DECEMBER 1, 2015.
 - 3.) GROUNDWATER ELEVATIONS DISPLAYED IN FT MSL (FEET ABOVE MEAN SEA LEVEL).
 - 4.) GROUNDWATER ELEVATION MEASUREMENTS OBTAINED BY GOLDER.
 - 5.) MISSISSIPPI RIVER LEVEL PROVIDED BY AMEREN.
 - 6.) POND LEVEL OBTAINED ONSITE BY GOLDER.

- REFERENCES**
- 1.) AMEREN MISSOURI RUSH ISLAND ENERGY CENTER, RUSH ISLAND PROPERTY CONTROL MAP, JANUARY 2012.
 - 2.) COORDINATE SYSTEM: NAD 1983 STATE PLANE MISSOURI EAST FIPS 2401 FEET.



CLIENT
 AMEREN MISSOURI
 RUSH ISLAND ENERGY CENTER



PROJECT
 CCR GROUNDWATER MONITORING PROGRAM

TITLE
**RCPA - POTENTIOMETRIC SURFACE MAP
 BACKGROUND EVENT 5 - NOVEMBER 15, 2016**

CONSULTANT	YYYY-MM-DD	2016-11-15
	PREPARED	JSI
	DESIGN	JSI
	REVIEW	MSG
	APPROVED	MNH

PROJECT No. 153-1406 PHASE 0002A Rev. 0.0 FIGURE P5

Service Layer Credits: © 2017 DigitalGlobe
 ©CNES (2017) Distribution Airbus DS © 2017
 Microsoft Corporation



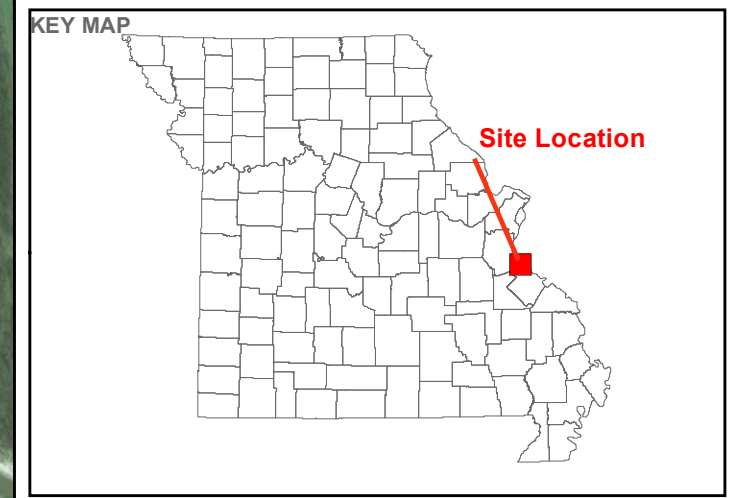
Path: C:\Projects\153-1406 - Ameren CCR Monitoring Program - HUCPhase0002 - Rush Island Energy (B0) - FIGURES DRANNING\PRODUCTION\CMP - FIGURES\Potentiometric Surface Maps\Updated Pot Maps\RCPA\EE.mxd

IF THIS MEASUREMENT DOES NOT MATCH WHAT IS SHOWN, THE SHEET SIZE HAS BEEN MODIFIED FROM:



LEGEND

- Rush Island Energy Center Property Boundary
- RCPA Surface Impoundment
- Groundwater Elevation Contour (FT MSL)**
 - Groundwater Elevation Contour (FT MSL)
 - Inferred Groundwater Elevation Contour (FT MSL)
- Ground/Surface Water Measurement Locations**
 - Groundwater Monitoring Well
 - Mississippi River Gauge
 - RCPA Pond Gauge
 - Groundwater Flow Direction



- NOTES**
- 1.) ALL LOCATIONS AND BOUNDARIES ARE APPROXIMATE.
 - 2.) GROUNDWATER MONITORING WELLS SURVEYED BY ZAHNER AND ASSOCIATES, INC. ON DECEMBER 1, 2015.
 - 3.) GROUNDWATER ELEVATIONS DISPLAYED IN FT MSL (FEET ABOVE MEAN SEA LEVEL).
 - 4.) GROUNDWATER ELEVATION MEASUREMENTS OBTAINED BY GOLDER.
 - 5.) MISSISSIPPI RIVER LEVEL PROVIDED BY AMEREN.
 - 6.) POND LEVEL OBTAINED ONSITE BY GOLDER.

- REFERENCES**
- 1.) AMEREN MISSOURI RUSH ISLAND ENERGY CENTER, RUSH ISLAND PROPERTY CONTROL MAP, JANUARY 2012.
 - 2.) COORDINATE SYSTEM: NAD 1983 STATE PLANE MISSOURI EAST FIPS 2401 FEET.



CLIENT
 AMEREN MISSOURI
 RUSH ISLAND ENERGY CENTER



PROJECT
 CCR GROUNDWATER MONITORING PROGRAM

TITLE
**RCPA - POTENTIOMETRIC SURFACE MAP
 BACKGROUND EVENT 6 - JANUARY 19, 2016**

CONSULTANT	DATE	REVISION
	YYYY-MM-DD	2017-01-23
	PREPARED	JS
	DESIGN	JSI
	REVIEW	BEF
	APPROVED	MNH

PROJECT No. 153-1406 PHASE 0002A Rev. 0.0 FIGURE P6

Service Layer Credits: © 2017 DigitalGlobe
 © CNES (2017) Distribution Airbus DS © 2017
 Microsoft Corporation



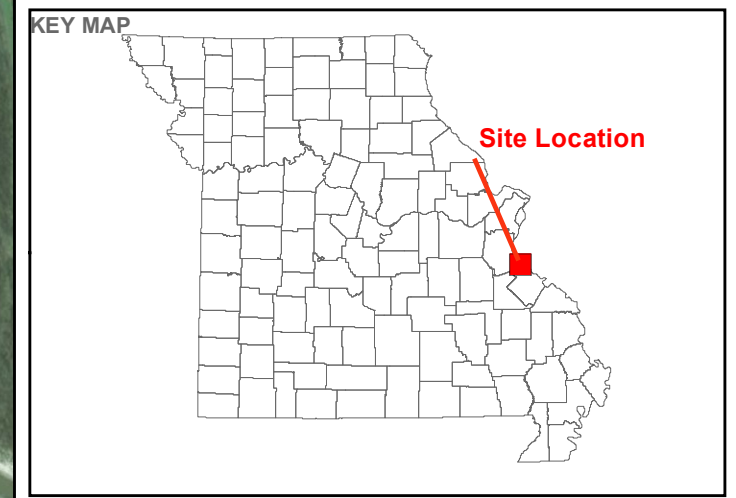
Path: C:\Projects\153-1406 - Ameren CCR Monitoring Program - HUCPhase0002 - Rush Island Energy (B00) - FIGURES DRANNING\PRODUCTION\CMP - FIGURES\Potentiometric Surface Maps\Updated Pot Maps\RCPA-EE.mxd

IF THIS MEASUREMENT DOES NOT MATCH WHAT IS SHOWN, THE SHEET SIZE HAS BEEN MODIFIED FROM:



LEGEND

- Rush Island Energy Center Property Boundary
- RCPA Surface Impoundment
- Groundwater Elevation Contour (FT MSL)**
- Groundwater Elevation Contour (FT MSL)
- Inferred Groundwater Elevation Contour (FT MSL)
- Ground/Surface Water Measurement Locations**
- Groundwater Monitoring Well
- Mississippi River Gauge
- RCPA Pond Gauge
- Groundwater Flow Direction



- NOTES**
- 1.) ALL LOCATIONS AND BOUNDARIES ARE APPROXIMATE.
 - 2.) GROUNDWATER MONITORING WELLS SURVEYED BY ZAHNER AND ASSOCIATES, INC. ON DECEMBER 1, 2015.
 - 3.) GROUNDWATER ELEVATIONS DISPLAYED IN FT MSL (FEET ABOVE MEAN SEA LEVEL).
 - 4.) GROUNDWATER ELEVATION MEASUREMENTS OBTAINED BY GOLDER.
 - 5.) MISSISSIPPI RIVER LEVEL PROVIDED BY AMEREN.
 - 6.) POND LEVEL OBTAINED ONSITE BY GOLDER.

- REFERENCES**
- 1.) AMEREN MISSOURI RUSH ISLAND ENERGY CENTER, RUSH ISLAND PROPERTY CONTROL MAP, JANUARY 2012.
 - 2.) COORDINATE SYSTEM: NAD 1983 STATE PLANE MISSOURI EAST FIPS 2401 FEET.



CLIENT
 AMEREN MISSOURI
 RUSH ISLAND ENERGY CENTER



PROJECT
 CCR GROUNDWATER MONITORING PROGRAM

TITLE
**RCPA - POTENTIOMETRIC SURFACE MAP
 BACKGROUND EVENT 7 - MARCH 6, 2017**

CONSULTANT	DATE
	YYYY-MM-DD 2017-03-14
	PREPARED JSI
	DESIGN JSI
	REVIEW JS
	APPROVED MNH

PROJECT No. 153-1406 PHASE 0002A Rev. 0.0 FIGURE P7

Service Layer Credits: © 2017 DigitalGlobe
 ©CNES (2017) Distribution Airbus DS © 2017
 Microsoft Corporation



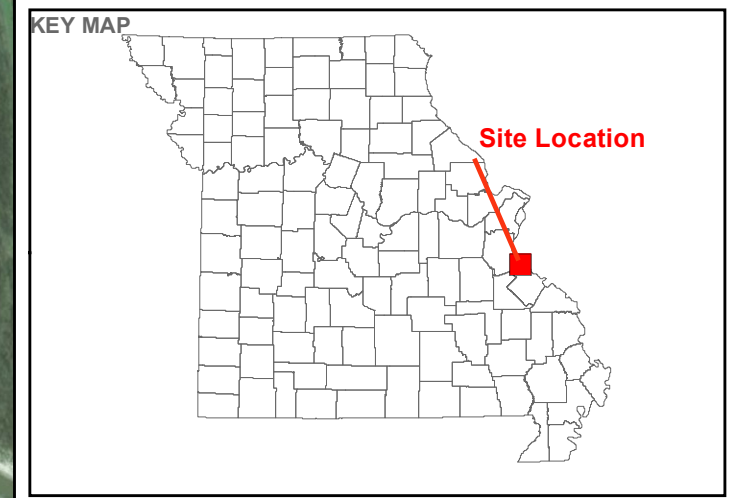
Path: C:\Projects\153-1406 - Ameren CCR Monitoring Program - HUCPhase002 - Rush Island Energy (800 - FIGURES DRANNING\PRODUCTION\CMP - FIGURES\Potentiometric Surface Maps\Updated Pot Maps\RCPA\ET.mxd

IF THIS MEASUREMENT DOES NOT MATCH WHAT IS SHOWN, THE SHEET SIZE HAS BEEN MODIFIED FROM:



LEGEND

- Rush Island Energy Center Property Boundary
- RCPA Surface Impoundment
- Groundwater Elevation Contour (FT MSL)**
- Groundwater Elevation Contour (FT MSL)
- Inferred Groundwater Elevation Contour (FT MSL)
- Ground/Surface Water Measurement Locations**
- Groundwater Monitoring Well
- Mississippi River Gauge
- RCPA Pond Gauge
- Groundwater Flow Direction



- NOTES**
- 1.) ALL LOCATIONS AND BOUNDARIES ARE APPROXIMATE.
 - 2.) GROUNDWATER MONITORING WELLS SURVEYED BY ZAHNER AND ASSOCIATES, INC. ON DECEMBER 1, 2015.
 - 3.) GROUNDWATER ELEVATIONS DISPLAYED IN FT MSL (FEET ABOVE MEAN SEA LEVEL).
 - 4.) GROUNDWATER ELEVATION MEASUREMENTS OBTAINED BY GOLDER.
 - 5.) MISSISSIPPI RIVER LEVEL PROVIDED BY AMEREN.
 - 6.) POND LEVEL OBTAINED ONSITE BY GOLDER.

- REFERENCES**
- 1.) AMEREN MISSOURI RUSH ISLAND ENERGY CENTER, RUSH ISLAND PROPERTY CONTROL MAP, JANUARY 2012.
 - 2.) COORDINATE SYSTEM: NAD 1983 STATE PLANE MISSOURI EAST FIPS 2401 FEET.



CLIENT
 AMEREN MISSOURI
 RUSH ISLAND ENERGY CENTER



PROJECT
 CCR GROUNDWATER MONITORING PROGRAM

TITLE
**RCPA - POTENTIOMETRIC SURFACE MAP
 BACKGROUND EVENT 8 - JUNE 8, 2017**

CONSULTANT	DATE	REVISION
	YYYY-MM-DD	2017-06-20
	PREPARED	JSI
	DESIGN	JSI
	REVIEW	RJF
	APPROVED	MNH

PROJECT No. 153-1406 PHASE 0002A Rev. 0.0 FIGURE P8

Service Layer Credits: © 2017 DigitalGlobe
 ©CNES (2017) Distribution Airbus DS © 2017
 Microsoft Corporation



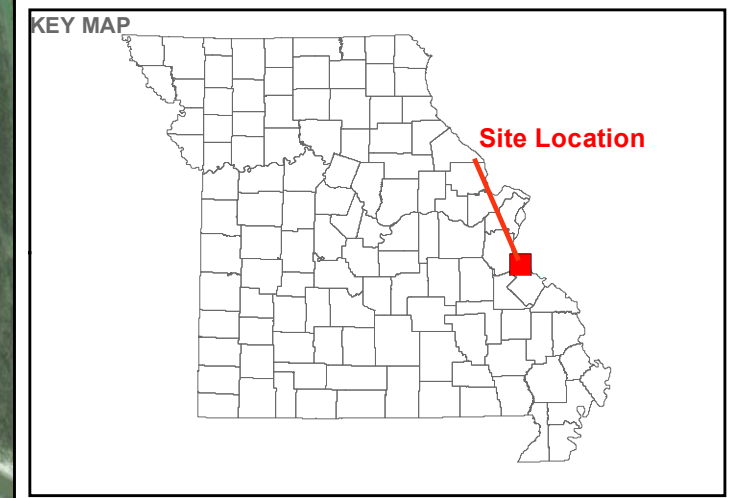
Path: C:\Projects\153-1406 - Ameren CCR Monitoring Program - HUCPhase0002 - Rush Island Energy (800) - FIGURES DRANNING\PRODUCTION\CMP - FIGURES\Potentiometric Surface Maps\Updated Pot Maps\RCPA-ES.mxd

IF THIS MEASUREMENT DOES NOT MATCH WHAT IS SHOWN, THE SHEET SIZE HAS BEEN MODIFIED FROM:



LEGEND

- Rush Island Energy Center Property Boundary
- RCPA Surface Impoundment
- Groundwater Elevation Contour (FT MSL)**
 - Groundwater Elevation Contour (FT MSL)
 - Inferred Groundwater Elevation Contour (FT MSL)
- Ground/Surface Water Measurement Locations**
 - Groundwater Monitoring Well
 - Mississippi River Gauge
 - RCPA Pond Gauge
 - Groundwater Flow Direction



- NOTES**
- 1.) ALL LOCATIONS AND BOUNDARIES ARE APPROXIMATE.
 - 2.) GROUNDWATER MONITORING WELLS SURVEYED BY ZAHNER AND ASSOCIATES, INC. ON DECEMBER 1, 2015.
 - 3.) GROUNDWATER ELEVATIONS DISPLAYED IN FT MSL (FEET ABOVE MEAN SEA LEVEL).
 - 4.) GROUNDWATER ELEVATION MEASUREMENTS OBTAINED BY GOLDER.
 - 5.) MISSISSIPPI RIVER LEVEL PROVIDED BY AMEREN.
 - 6.) POND LEVEL OBTAINED ONSITE BY GOLDER.

- REFERENCES**
- 1.) AMEREN MISSOURI RUSH ISLAND ENERGY CENTER, RUSH ISLAND PROPERTY CONTROL MAP, JANUARY 2012.
 - 2.) COORDINATE SYSTEM: NAD 1983 STATE PLANE MISSOURI EAST FIPS 2401 FEET.



CLIENT
 AMEREN MISSOURI
 RUSH ISLAND ENERGY CENTER



PROJECT
 CCR GROUNDWATER MONITORING PROGRAM

TITLE
**RCPA - POTENTIOMETRIC SURFACE MAP
 DETECTION MONITORING, NOVEMBER 9, 2017**

CONSULTANT	YYYY-MM-DD	2017-11-17
	PREPARED	RJF
	DESIGN	JSI
	REVIEW	JSI
	APPROVED	XXX

PROJECT No. 153-1406 PHASE 0002A Rev. 0.0 FIGURE P9

Service Layer Credits: © 2018 Microsoft Corporation © 2018 DigitalGlobe © CNES (2018) Distribution Airbus DS



Path: C:\Projects\153-1406 - Ameren CCR Monitoring Program - HUCPhase002 - Rush Island Energy (800 - FIGURES DRANNING\PRODUCTION\CMP - FIGURES\Potentiometric Surface Maps\Updated Pot Maps\2017-11-09 - DM Pot Map.mxd

IF THIS MEASUREMENT DOES NOT MATCH WHAT IS SHOWN, THE SHEET SIZE HAS BEEN MODIFIED FROM:

Established in 1960, Golder Associates is a global, employee-owned organization that helps clients find sustainable solutions to the challenges of finite resources, energy and water supply and management, waste management, urbanization, and climate change. We provide a wide range of independent consulting, design, and construction services in our specialist areas of earth, environment, and energy. By building strong relationships and meeting the needs of clients, our people have created one of the most trusted professional services organizations in the world.

Africa	+ 27 11 254 4800
Asia	+ 852 2562 3658
Australasia	+ 61 3 8862 3500
Europe	+ 356 21 42 30 20
North America	+ 1 800 275 3281
South America	+ 56 2 2616 2000

solutions@golder.com
www.golder.com

Golder Associates Inc.
820 S. Main Street, Suite 100
St. Charles, MO 63301 USA
Tel: (636) 724-9191
Fax: (636) 724-9323



Engineering Earth's Development, Preserving Earth's Integrity

Golder, Golder Associates and the GA globe design are trademarks of Golder Associates Corporation