



REPORT

2021 Annual Groundwater Monitoring and Corrective Action Report

SCPB Surface Impoundment, Sioux Energy Center, St. Charles County, Missouri, USA

Submitted to:

Ameren Missouri

1901 Chouteau Avenue, St. Louis, Missouri 63103

Submitted by:


Golder Associates USA Inc.

701 Emerson Road, Suite 250, Creve Coeur, Missouri, USA 63141

+1 314 984-8800

153140603

January 31, 2022



1.0 EXECUTIVE SUMMARY AND STATUS OF THE SCPB GROUNDWATER MONITORING PROGRAM

This annual report was developed to meet the requirements of United States Environmental Protection Agency (USEPA) 40 CFR Part 257 “Hazardous and Solid Waste Management System; Disposal of Coal Combustion Residuals From Electric Utilities; Final Rule” (the CCR Rule). The CCR Rule requires owners or operators of existing CCR units to produce an Annual Groundwater Monitoring and Corrective Action Report (Annual Report) each year (§ 257.90(e)). Ameren Missouri (Ameren) has determined that the SCPB Coal Combustion Residuals (CCR) Surface Impoundment at the Sioux Energy Center (SEC) is subject to the requirements of the CCR Rule. This Annual Report for the SCPB describes CCR Rule groundwater monitoring activities from January 1, 2021 through December 31, 2021, including verification results related to late 2020 sampling

Throughout 2021, the SCPB CCR unit has been operating under the Detection Monitoring Program (§257.94) which began October 17, 2017. As a part of Detection Monitoring, statistical evaluations are completed after each sampling event to determine if there are any values that represent a Statistically Significant Increase (SSI) over background concentrations. SSIs have been determined during each sampling event and a summary of the SSIs for the past year is provided in **Table 1**.

Table 1 - Summary of 2021 SCPB Sampling Events, Previous Year Verification, and Statistical Evaluations

Event Name	Type of Event and Sampling Dates	Laboratory Analytical Data Receipt Date	Parameters Collected	Verified SSIs	SSI Determination Date	ASD Completion Date
November 2020 Sampling Event	Detection Monitoring, November 11-16, 2020	December 28, 2020	Appendix III, Major Cations and Anions	Boron: LMW-1S, LMW-2S, LMW-3S, LMW-4S, LMW-5S, LMW-6S, LMW-7S, LMW-8S, LMW-9S Calcium: LMW-2S, LMW-4S, LMW-5S, LMW-6S, LMW-7S, LMW-9S Chloride: LMW-1S, LMW-2S, LMW-3S, LMW-5S, LMW-7S, LMW-8S, LMW-9S, Fluoride: LMW-1S, LMW-2S Sulfate: LMW-1S, LMW-2S, LMW-5S, LMW-6S, LMW-7S, LMW-8S, LMW-9S TDS: LMW-2S, LMW-3S, LMW-4S, LMW-5S LMW-6S, LMW-7S, LMW-8S, LMW-9S	March 26, 2021	June 24, 2021
	Verification Sampling, January 8-11, 2021	January 20, 2021	Detected Appendix III parameters (See Note 1)			
April 2021 Sampling Event	Detection Monitoring, April 9-14, 2021	May 25, 2021	Appendix III, Major Cations and Anions	Boron: LMW-1S, LMW-2S, LMW-3S, LMW-4S, LMW-5S, LMW-6S, LMW-7S, LMW-8S, LMW-9S Calcium: LMW-2S, LMW-4S, LMW-5S, LMW-6S, LMW-7S, LMW-8S, LMW-9S Chloride: LMW-1S, LMW-2S, LMW-3S, LMW-5S, LMW-7S, LMW-8S, LMW-9S Fluoride: LMW-1S Sulfate: LMW-1S, LMW-2S LMW-5S, LMW-6S, LMW-7S, LMW-8S, LMW-9S TDS: LMW-2S, LMW-3S, LMW-4S, LMW-5S LMW-6S, LMW-7S, LMW-8S, LMW-9S	August 23, 2021	November 19, 2021
	Verification Sampling, June 2-3, 2021	June 18, 2021	Detected Appendix III parameters (See Note 1)			
November 2021 Sampling Event	Detection Monitoring, November 8-11, 2021	December 28, 2021	Appendix III, Major Cations and Anions	To be determined after statistical analysis and Verification Sampling are completed in 2022.		

Notes:

- 1) Only analytes/wells that were detected above the prediction limit and that had not already been verified were tested during Verification Sampling.
- 2) SSI – Statistically Significant Increase.
- 3) ASD – Alternative Source Demonstration.
- 4) TDS – Total Dissolved Solids.

As outlined in section 257.94(e)(2) of the CCR Rule, the owner or operator may demonstrate that a source other than the CCR Unit has caused an SSI and that the apparent SSI was the result of an alternative source or resulted from errors in sampling, analysis, statistical evaluation, or natural variation in groundwater quality. Alternative Source Demonstrations (ASDs) were prepared for each of these sampling events and are discussed further in this Annual Report.

There were no changes made to the monitoring system in 2021 with no new wells being installed or decommissioned. Additionally, substantial closure of the SCPB was completed in 2021, with the geomembrane liner system completed on December 21, 2021. Once closure is fully completed (anticipated Q2, 2022), the SCPB will transition into post-closure care requirements of the CCR Rule. As outlined in §257.104 (Post-closure Care Requirements) of the CCR Rule, once the SCPB CCR unit is successfully closed the monitoring system and programs must be maintained for at least 30 years.

Table of Contents

1.0 EXECUTIVE SUMMARY AND STATUS OF THE SCPB GROUNDWATER MONITORING PROGRAM..... ES-1

2.0 INSTALLATION OR DECOMMISSIONING OF MONITORING WELLS 1

3.0 GROUNDWATER SAMPLING RESULTS AND DISCUSSION 1

 3.1 Detection Monitoring Program 1

 3.2 Groundwater Elevation, Flow Rate and Direction 2

 3.3 Sampling Issues 2

4.0 ACTIVITIES PLANNED FOR 2022..... 2

TABLES

- Table 1** - Summary of 2021 SCPB Sampling Events, Previous Year Verification, and Statistical Evaluations
- Table 2** - Summary of Groundwater Sampling Dates
- Table 3** - November 2020 Detection Monitoring Results
- Table 4** - April 2021 Detection Monitoring Results
- Table 5** - November 2021 Detection Monitoring Results

FIGURES

- Figure 1** - Site Location Aerial Map and Monitoring Well Locations

APPENDICES

- APPENDIX A**
Laboratory Analytical Data
- APPENDIX B**
Alternative Source Demonstration - November 2020 Sampling Event
- APPENDIX C**
Alternative Source Demonstration - April 2021 Sampling Event
- APPENDIX D**
2021 Potentiometric Surface Maps

2.0 INSTALLATION OR DECOMMISSIONING OF MONITORING WELLS

In accordance with the CCR Rule, a groundwater monitoring system has been installed to monitor the SCPB. The groundwater monitoring system consists of eleven (11) groundwater monitoring wells screened in the uppermost aquifer and is displayed in **Figure 1**. No new monitoring wells were installed or decommissioned in 2021 as a part of the CCR Rule monitoring program for the SCPB. For more information on the groundwater monitoring network, details are provided in the previous Annual Groundwater Monitoring Reports for the SCPB.

3.0 GROUNDWATER SAMPLING RESULTS AND DISCUSSION

The following sections discuss the sampling events completed for the SCPB CCR Unit in 2021. **Table 2** below provides a summary of the groundwater samples collected in 2021 including the number of samples, the date of sample collection, and the monitoring program.

Table 2 – Summary of Groundwater Sampling Dates

Sampling Event	Groundwater Monitoring Wells											Monitoring Program
	BMW-1S	BMW-3S	LMW-1S	LMW-2S	LMW-3S	LMW-4S	LMW-5S	LMW-6S	LMW-7S	LMW-8S	LMW-9S	
Date of Sample Collection												
January 2021 Verification Sampling	-	-	-	1/8/2021	-	-	1/11/2021	1/11/2021	-	-	1/11/2021	Detection
April 2021 Detection Monitoring	4/13/2021	4/13/2021	4/14/2021	4/12/2021	4/12/2021	4/12/2021	4/14/2021	4/14/2021	4/14/2021	4/12/2021	4/9/2021	Detection
June 2021 Verification Sampling	-	-	-	-	-	6/2/2021	6/3/2021	-	-	6/3/2021	6/3/2021	Detection
November 2021 Detection Monitoring	11/8/2021	11/8/2021	11/11/2021	11/10/2021	11/11/2021	11/10/2021	11/9/2021	11/9/2021	11/9/2021	11/10/2021	11/10/2021	Detection
Total Number of Samples Collected	2	2	2	3	2	3	4	3	2	3	4	NA

Notes:

- 1.) Detection Monitoring Events tested for Appendix III Parameters.
- 2.) Verification Sampling Events tested for Appendix III Parameters with initial exceedance that have not already been verified.
- 3.) "-" No sample collected.
- 4.) NA - Not applicable.

3.1 Detection Monitoring Program

A Detection Monitoring sampling event was completed November 11-16, 2020. Verification sampling and the statistical analysis to evaluate for SSIs for the November 2020 event were not completed until 2021 and are, therefore, included in this report. Detections of Appendix III analytes triggered a verification sampling event, which was completed on January 8-11, 2021 and verified SSIs. **Table 3** summarizes the results of the statistical analysis of the November 2020 Detection Monitoring event and laboratory analytical data are provided in **Appendix A**.

As outlined in section 257.94(e)(2) of the CCR Rule, the owner or operator may demonstrate that a source other than the CCR Unit has caused an SSI and that the apparent SSI was the result of an alternative source or resulted from errors in sampling, analysis, statistical evaluation, or natural variation in groundwater quality. An ASD was completed for these SSIs and is provided in **Appendix B**. This ASD demonstrates that SSIs at the monitoring wells around SCPB are not caused by the SCPB CCR Unit and the SCPB CCR Unit remains in Detection Monitoring.

Detection Monitoring samples were collected April 9-14, 2021, and testing was completed for all Appendix III analytes, as well as major cations and anions. Statistical analysis of the data determined SSIs. Detections of Appendix III analytes triggered Verification Sampling, which was completed June 2-3, 2021. **Table 4** summarizes the results of the statistical analysis of the April 2021 Detection Monitoring event and laboratory analytical data are provided in **Appendix A**. As with the November 2020 sampling event, SSIs reported for the monitoring data are not caused by the SCPB CCR Unit and an ASD for this is provided in **Appendix C**.

As outlined in the Statistical Analysis Plan for this site, updates to the statistical limits are completed once four (4) to eight (8) new sample results are available. During the statistical analysis of the April 2021 sampling event, the statistical limits used to determine an SSI were updated according to the Statistical Analysis Plan.

A Detection Monitoring sampling event was completed November 8-11, 2021, and testing was performed for all Appendix III analytes, as well as major cations and anions. Statistical analyses to evaluate for SSIs in the November 2021 data were not completed in 2021 and the results will be provided in the 2022 Annual Report. **Table 5** summarizes the results of the November 2021 Detection Monitoring event and laboratory analytical data are provided in **Appendix A**.

3.2 Groundwater Elevation, Flow Rate and Direction

To meet the requirements of §257.93(c), water level measurements were taken at all monitoring wells prior to the start of groundwater purging and sampling. Static water levels were measured within a 24-hour period in each monitoring well using an electronic water level indicator.

Groundwater elevations were used to generate potentiometric surface maps included in **Appendix D**. As shown on the potentiometric surface maps, groundwater flow direction within the uppermost aquifer is dynamic and influenced by seasonal changes in the water level in the adjacent Mississippi and Missouri Rivers, since the alluvial aquifer is hydraulically connected to these water bodies. Groundwater in the alluvial aquifer will generally flow from the higher of the two rivers toward the lower elevation river. Water flows into and out of the alluvial aquifer as a result of fluctuating river water levels that produce “bank recharge” and “bank discharge” conditions. At this facility, groundwater can flow north and south toward the Mississippi and Missouri Rivers, depending on river levels.

Groundwater flow direction and hydraulic gradient were estimated for the alluvial aquifer wells at the SEC using commercially available software. Results from this assessment indicate that groundwater flow direction is variable from north to south and south to north due to fluctuating river levels. The overall net groundwater flow in the alluvial aquifer at the SEC was slightly to the east due to reversals in flow as a result of variable river levels in the Missouri and Mississippi Rivers. Horizontal gradients calculated by the program range from 0.00006 to 0.0009 feet/foot with an estimated net annual groundwater movement of approximately three (3) feet in the prevailing downgradient direction.

3.3 Sampling Issues

No notable sampling issues were encountered at the SCPB in 2021.

4.0 ACTIVITIES PLANNED FOR 2022

Detection Monitoring is scheduled to continue on a semi-annual basis in the second and fourth quarters of 2022. Statistical analysis of the November 2021 Detection Monitoring data will be completed in 2022 and included in the 2022 Annual Report.

Tables

Table 3
November 2020 Detection Monitoring Results
SCPB Surface Impoundment
Sioux Energy Center, St. Charles County, MO

ANALYTE	UNITS	PREDICTION LIMITS	BACKGROUND		GROUNDWATER MONITORING WELLS									
			BMW-1S	BMW-3S	LMW-1S	LMW-2S	LMW-3S	LMW-4S	LMW-5S	LMW-6S	LMW-7S	LMW-8S	LMW-9S	
November 2020 Detection Monitoring Event														
DATE	NA	NA	11/16/2020	11/16/2020	11/11/2020	11/12/2020	11/12/2020	11/12/2020	11/11/2020	11/11/2020	11/11/2020	11/11/2020	11/11/2020	
pH	SU	6.387-7.785	6.96	7.07	7.23	7.10	6.89	6.94	6.86	6.75	6.71	6.57	6.84	
BORON, TOTAL	µg/L	118	75.1 J	66.3 J	645	9,120	229	473	14,500 J	17,400	3,140	7,340	1,500 J	
CALCIUM, TOTAL	µg/L	168,826	141,000	125,000	85,100	220,000	156,000 J	175,000	248,000 J	298,000	246,000	158,000	177,000	
CHLORIDE, TOTAL	mg/L	12.32	7.0	11.4	23.3	135	58.2	2.4	22.5	4.0	17.6	19.1	91.6	
FLUORIDE, TOTAL	mg/L	0.395	0.34	0.40	0.42	0.44	0.38	0.28	0.69	0.44	0.39	0.66	0.51	
SULFATE, TOTAL	mg/L	37.38	24.8	30.6	75.1	221	33.8	36.0	792	771	349	292	277	
TOTAL DISSOLVED SOLIDS	mg/L	565	505	455	8.5	984	625	631	1,690	1,560	1,100	763	957	
January 2021 Verification Sampling Event														
DATE	NA	NA				1/8/2021			1/11/2021	1/11/2021			1/11/2021	
pH	SU	6.387-7.785												
BORON, TOTAL	µg/L	118												
CALCIUM, TOTAL	µg/L	168,826												
CHLORIDE, TOTAL	mg/L	12.32												
FLUORIDE, TOTAL	mg/L	0.395				0.48			ND	ND			0.39	
SULFATE, TOTAL	mg/L	37.38												
TOTAL DISSOLVED SOLIDS	mg/L	565												

NOTES:

1. Unit Abbreviations: µg/L - micrograms per liter, mg/L - milligrams per liter, SU - standard units.
2. J - Result is an estimated value.
3. ND - Constituent was analyzed but was not detected above the Method Detection Limit (MDL) or the adjusted Practical Quantitation Limit (PQL) based on data validation and is considered a non-detect. Values displayed as ND.
4. NA - Not applicable.
5. Prediction Limits calculated using Sanitas Software.
6. Values highlighted in yellow indicate a Statistically Significant Increase (SSI).
7. Values highlighted in green indicate an initial exceedance above the prediction limit that was not confirmed by Verification Sampling (not an SSI).
8. Only analytes/wells that were detected above the prediction limit and that had not already been verified were tested during Verification Sampling.

Table 4
April 2021 Detection Monitoring Results
SCPB Surface Impoundment
Sioux Energy Center, St. Charles County, MO

ANALYTE	UNITS	PREDICTION LIMITS	BACKGROUND		GROUNDWATER MONITORING WELLS									
			BMW-1S	BMW-3S	LMW-1S	LMW-2S	LMW-3S	LMW-4S	LMW-5S	LMW-6S	LMW-7S	LMW-8S	LMW-9S	
April 2021 Detection Monitoring Event														
DATE	NA	NA	4/13/2021	4/13/2021	4/14/2021	4/12/2021	4/12/2021	4/12/2021	4/14/2021	4/14/2021	4/14/2021	4/12/2021	4/9/2021	
pH	SU	6.472-7.531	6.85	6.98	7.41	7.00	6.72	6.78	6.88	6.90	6.85	6.83	6.76	
BORON, TOTAL	µg/L	120.5	70.8 J	74.2 J	532	10,400	232 J	356	15,200	16,500	3,810	6,180	1,380	
CALCIUM, TOTAL	µg/L	166,512	149,000	134,000	68,900	199,000	161,000 J	189,000	254,000	249,000	238,000	172,000	188,000	
CHLORIDE, TOTAL	mg/L	13.12	8.2	12.8	18.1	120	41.5	5.4	19.2	2.6	19.3	30.2	95.1	
FLUORIDE, TOTAL	mg/L	0.416	0.36	0.39	0.54	ND	0.32	0.24	0.57	0.38	ND	0.77	0.43	
SULFATE, TOTAL	mg/L	36.69	29.4	34.8	41.4	258	33.2	50.5	920	571	413	327	318	
TOTAL DISSOLVED SOLIDS	mg/L	579	579	509	316	989	620	747	1,670	1,300	1,160	896	1,050	
June 2021 Verification Sampling Event														
DATE	NA	NA						6/2/2021	6/3/2021			6/3/2021	6/3/2021	
pH	SU	6.472-7.531												
BORON, TOTAL	µg/L	120.5												
CALCIUM, TOTAL	µg/L	166512										168,000		
CHLORIDE, TOTAL	mg/L	13.12												
FLUORIDE, TOTAL	mg/L	0.4159							0.26			0.23	ND	
SULFATE, TOTAL	mg/L	36.69						34.0						
TOTAL DISSOLVED SOLIDS	mg/L	579												

NOTES:

1. Unit Abbreviations: µg/L - micrograms per liter, mg/L - milligrams per liter, SU - standard units.
2. J - Result is an estimated value.
3. ND - Constituent was analyzed but was not detected above the Method Detection Limit (MDL) or the adjusted Practical Quantitation Limit (PQL) based on data validation and is considered a non-detect. Values displayed as ND.
4. NA - Not applicable.
5. Prediction Limits calculated using Sanitas Software.
6. Values highlighted in yellow indicate a Statistically Significant Increase (SSI).
7. Values highlighted in green indicate an initial exceedance above the prediction limit that was not confirmed by Verification Sampling (not an SSI).
8. Only analytes/wells that were detected above the prediction limit and that had not already been verified were tested during Verification Sampling.

Prepared By: EMS
Checked By: LMS
Reviewed By: SCP

Table 5
November 2021 Detection Monitoring Results
SCPB Surface Impoundment
Sioux Energy Center, St. Charles County, MO

ANALYTE	UNITS	BACKGROUND		GROUNDWATER MONITORING WELLS								
		BMW-1S	BMW-3S	LMW-1S	LMW-2S	LMW-3S	LMW-4S	LMW-5S	LMW-6S	LMW-7S	LMW-8S	LMW-9S
November 2021 Detection Monitoring Event												
DATE	NA	11/8/2021	11/8/2021	11/11/2021	11/10/2021	11/11/2021	11/10/2021	11/9/2021	11/9/2021	11/9/2021	11/10/2021	11/10/2021
pH	SU	6.86	6.99	7.36	6.87	6.60	6.70	7.11	7.07	7.05	6.73	6.77
BORON, TOTAL	µg/L	66.9 J	67.8 J	307	8,000	219	254	12,900	22,500 J	2,900	5,200	1,330
CALCIUM, TOTAL	µg/L	160,000	137,000	70,500	236,000	155,000 J	185,000	253,000 J	291,000	246,000	177,000	193,000
CHLORIDE, TOTAL	mg/L	7.4	12.0	18.9	155	25.8	2.5 J	21.8	3.3 J	13.5	25.7	104
FLUORIDE, TOTAL	mg/L	ND	0.46	0.42	ND	0.26	0.22 J	0.55	ND	0.17 J	0.59 J	0.35
SULFATE, TOTAL	mg/L	31.8	31.2	46.0	186	29.1	31.4	835	809	397	304	273
TOTAL DISSOLVED SOLIDS	mg/L	534	461	320	967	753	624	1,620	1,570	1,160	841	941

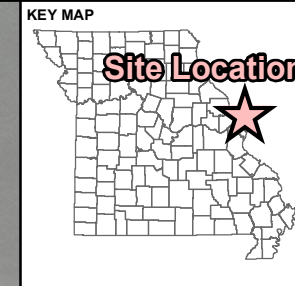
NOTES:

1. Unit Abbreviations: µg/L - micrograms per liter, mg/L - milligrams per liter, SU - standard units.
2. J - Result is an estimated value.
3. NA - Not applicable.
4. ND - Constituent was analyzed but was not detected above the Method Detection Limit (MDL) or the adjusted Practical Quantitation Limit (PQL) based on data validation and is considered a non-detect. Values displayed as ND.

Figures



Mississippi River



LEGEND

- Sioux Energy Center Property Boundary
- SCPB - Fly Ash Surface Impoundment
- Groundwater Monitoring Wells Used for SCPB CCR Rule Monitoring**
- Background Monitoring Well
- SCPB - Fly Ash Surface Impoundment Monitoring Well

Sioux Energy Center

BMW-3S

BMW-1S

LMW-9S

LMW-1S

LMW-8S

LMW-2S

LMW-7S

LMW-6S

LMW-3S


LMW-4S

LMW-5S




NOTE(S)
1.) ALL BOUNDARIES AND LOCATIONS ARE APPROXIMATE.

REFERENCE(S)
1.) AMEREN MISSOURI SIOUX ENERGY CENTER, SIOUX PROPERTY CONTROL MAP, FEBRUARY 2011.
2.) COORDINATE SYSTEM: NAD 1983 STATE PLANE MISSOURI EAST FIPS 2,401 FEET.

CLIENT
AMEREN MISSOURI
 SIOUX ENERGY CENTER 

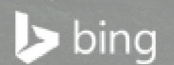
PROJECT
 GROUNDWATER MONITORING PROGRAM

TITLE
SITE LOCATION AERIAL MAP AND MONITORING WELL LOCATIONS

CONSULTANT	YYYY-MM-DD	2021-12-21
 GOLDER MEMBER OF WSP	DESIGNED	JSI
	PREPARED	BTT
	REVIEWED	GTM
	APPROVED	MNH

PROJECT NO. 153140603 CONTROL 1240 FIGURE 1

P:\153140603\153140603 - Ameren GW Monitoring Program - ICD Phase 003 - Sioux Energy\000 - FIGURES-DRAWINGS\PRODUCTION\2019 Annual Report\Figure 1 - SCPB_v2.mxd PRINTED ON: 2020-01-22 AT: 8:31:53 PM



IF THIS MEASUREMENT DOES NOT MATCH WHAT IS SHOWN, THE SHEET SIZE HAS BEEN MODIFIED FROM ANSI B

APPENDIX A

Laboratory Analytical Data

January 20, 2021

Jeffrey Ingram
Golder Associates
13515 Barrett Parkway Drive
Suite 260
Ballwin, MO 63021

RE: Project: AMEREN SCPB - VS
Pace Project No.: 60358710

Dear Jeffrey Ingram:

Enclosed are the analytical results for sample(s) received by the laboratory between January 09, 2021 and January 13, 2021. The results relate only to the samples included in this report. Results reported herein conform to the applicable TNI/NELAC Standards and the laboratory's Quality Manual, where applicable, unless otherwise noted in the body of the report.

The test results provided in this final report were generated by each of the following laboratories within the Pace Network:

- Pace Analytical Services - Kansas City

If you have any questions concerning this report, please feel free to contact me.

Sincerely,



Jamie Church
jamie.church@pacelabs.com
314-838-7223
Project Manager

Enclosures

cc: Ryan Feldmann, Golder
Mark Haddock, Golder Associates
Eric Schneider, Golder Associates



REPORT OF LABORATORY ANALYSIS

This report shall not be reproduced, except in full,
without the written consent of Pace Analytical Services, LLC.

CERTIFICATIONS

Project: AMEREN SCPB - VS

Pace Project No.: 60358710

Pace Analytical Services Kansas

9608 Loiret Boulevard, Lenexa, KS 66219

Missouri Inorganic Drinking Water Certification #: 10090

Arkansas Drinking Water

Arkansas Certification #: 20-020-0

Arkansas Drinking Water

Illinois Certification #: 200030

Iowa Certification #: 118

Kansas/NELAP Certification #: E-10116

Louisiana Certification #: 03055

Nevada Certification #: KS000212020-2

Oklahoma Certification #: 9205/9935

Florida: Cert E871149 SEKS WET

Texas Certification #: T104704407-19-12

Utah Certification #: KS000212019-9

Illinois Certification #: 004592

Kansas Field Laboratory Accreditation: # E-92587

Missouri SEKS Micro Certification: 10070

REPORT OF LABORATORY ANALYSIS

This report shall not be reproduced, except in full,
without the written consent of Pace Analytical Services, LLC.

SAMPLE SUMMARY

Project: AMEREN SCPB - VS

Pace Project No.: 60358710

Lab ID	Sample ID	Matrix	Date Collected	Date Received
60358710001	S-LMW-2S	Water	01/08/21 14:45	01/09/21 04:00
60358710002	S-LMW-5S	Water	01/11/21 11:58	01/13/21 04:00
60358710003	S-LMW-6S	Water	01/11/21 12:49	01/13/21 04:00
60358710004	S-LMW-9S	Water	01/11/21 14:58	01/13/21 04:00
60358710005	S-SCPB-FB-1	Water	01/11/21 13:00	01/13/21 04:00
60358710006	S-SCPB-DUP-1	Water	01/11/21 00:00	01/13/21 04:00

REPORT OF LABORATORY ANALYSIS

This report shall not be reproduced, except in full,
without the written consent of Pace Analytical Services, LLC.

SAMPLE ANALYTE COUNT

Project: AMEREN SCPB - VS

Pace Project No.: 60358710

Lab ID	Sample ID	Method	Analysts	Analytes Reported	Laboratory
60358710001	S-LMW-2S	EPA 300.0	CRN2	1	PASI-K
60358710002	S-LMW-5S	EPA 300.0	CRN2	1	PASI-K
60358710003	S-LMW-6S	EPA 300.0	CRN2	1	PASI-K
60358710004	S-LMW-9S	EPA 300.0	CRN2	1	PASI-K
60358710005	S-SCPB-FB-1	EPA 300.0	CRN2	1	PASI-K
60358710006	S-SCPB-DUP-1	EPA 300.0	CRN2	1	PASI-K

PASI-K = Pace Analytical Services - Kansas City

REPORT OF LABORATORY ANALYSIS

This report shall not be reproduced, except in full,
without the written consent of Pace Analytical Services, LLC.

ANALYTICAL RESULTS

Project: AMEREN SCPB - VS

Pace Project No.: 60358710

Sample: S-LMW-2S **Lab ID: 60358710001** Collected: 01/08/21 14:45 Received: 01/09/21 04:00 Matrix: Water

Parameters	Results	Units	PQL	MDL	DF	Prepared	Analyzed	CAS No.	Qual
300.0 IC Anions 28 Days									
Analytical Method: EPA 300.0 Pace Analytical Services - Kansas City									
Fluoride	0.48	mg/L	0.20	0.075	1		01/13/21 19:18	16984-48-8	

REPORT OF LABORATORY ANALYSIS

This report shall not be reproduced, except in full,
without the written consent of Pace Analytical Services, LLC.

ANALYTICAL RESULTS

Project: AMEREN SCPB - VS

Pace Project No.: 60358710

Sample: S-LMW-5S **Lab ID: 60358710002** Collected: 01/11/21 11:58 Received: 01/13/21 04:00 Matrix: Water

Parameters	Results	Units	PQL	MDL	DF	Prepared	Analyzed	CAS No.	Qual
300.0 IC Anions 28 Days									
Analytical Method: EPA 300.0 Pace Analytical Services - Kansas City									
Fluoride	<0.085	mg/L	0.20	0.085	1		01/14/21 14:06	16984-48-8	

REPORT OF LABORATORY ANALYSIS

This report shall not be reproduced, except in full,
without the written consent of Pace Analytical Services, LLC.

ANALYTICAL RESULTS

Project: AMEREN SCPB - VS

Pace Project No.: 60358710

Sample: S-LMW-6S **Lab ID: 60358710003** Collected: 01/11/21 12:49 Received: 01/13/21 04:00 Matrix: Water

Parameters	Results	Units	PQL	MDL	DF	Prepared	Analyzed	CAS No.	Qual
300.0 IC Anions 28 Days									
Analytical Method: EPA 300.0									
Pace Analytical Services - Kansas City									
Fluoride	<0.085	mg/L	0.20	0.085	1		01/14/21 14:20	16984-48-8	

REPORT OF LABORATORY ANALYSIS

This report shall not be reproduced, except in full,
without the written consent of Pace Analytical Services, LLC.

ANALYTICAL RESULTS

Project: AMEREN SCPB - VS

Pace Project No.: 60358710

Sample: S-LMW-9S **Lab ID: 60358710004** Collected: 01/11/21 14:58 Received: 01/13/21 04:00 Matrix: Water

Parameters	Results	Units	PQL	MDL	DF	Prepared	Analyzed	CAS No.	Qual
300.0 IC Anions 28 Days									
Analytical Method: EPA 300.0 Pace Analytical Services - Kansas City									
Fluoride	0.39	mg/L	0.20	0.085	1		01/14/21 15:21	16984-48-8	

REPORT OF LABORATORY ANALYSIS

This report shall not be reproduced, except in full,
without the written consent of Pace Analytical Services, LLC.

ANALYTICAL RESULTS

Project: AMEREN SCPB - VS

Pace Project No.: 60358710

Sample: S-SCPB-FB-1 **Lab ID: 60358710005** Collected: 01/11/21 13:00 Received: 01/13/21 04:00 Matrix: Water

Parameters	Results	Units	PQL	MDL	DF	Prepared	Analyzed	CAS No.	Qual
300.0 IC Anions 28 Days									
Analytical Method: EPA 300.0 Pace Analytical Services - Kansas City									
Fluoride	<0.085	mg/L	0.20	0.085	1		01/14/21 15:36	16984-48-8	

REPORT OF LABORATORY ANALYSIS

This report shall not be reproduced, except in full,
without the written consent of Pace Analytical Services, LLC.

ANALYTICAL RESULTS

Project: AMEREN SCPB - VS

Pace Project No.: 60358710

Sample: S-SCPB-DUP-1 **Lab ID: 60358710006** Collected: 01/11/21 00:00 Received: 01/13/21 04:00 Matrix: Water

Parameters	Results	Units	PQL	MDL	DF	Prepared	Analyzed	CAS No.	Qual
300.0 IC Anions 28 Days									
Analytical Method: EPA 300.0 Pace Analytical Services - Kansas City									
Fluoride	<0.085	mg/L	0.20	0.085	1		01/14/21 15:50	16984-48-8	

REPORT OF LABORATORY ANALYSIS

This report shall not be reproduced, except in full,
without the written consent of Pace Analytical Services, LLC.

QUALITY CONTROL DATA

Project: AMEREN SCPB - VS
Pace Project No.: 60358710

QC Batch: 699123 Analysis Method: EPA 300.0
QC Batch Method: EPA 300.0 Analysis Description: 300.0 IC Anions
Laboratory: Pace Analytical Services - Kansas City

Associated Lab Samples: 60358710001

METHOD BLANK: 2820088 Matrix: Water

Associated Lab Samples: 60358710001

Parameter	Units	Blank Result	Reporting Limit	MDL	Analyzed	Qualifiers
Fluoride	mg/L	<0.075	0.20	0.075	01/13/21 18:05	

METHOD BLANK: 2821871 Matrix: Water

Associated Lab Samples: 60358710001

Parameter	Units	Blank Result	Reporting Limit	MDL	Analyzed	Qualifiers
Fluoride	mg/L	<0.075	0.20	0.075	01/14/21 09:14	

METHOD BLANK: 2822618 Matrix: Water

Associated Lab Samples: 60358710001

Parameter	Units	Blank Result	Reporting Limit	MDL	Analyzed	Qualifiers
Fluoride	mg/L	<0.075	0.20	0.075	01/15/21 09:15	

LABORATORY CONTROL SAMPLE: 2820089

Parameter	Units	Spike Conc.	LCS Result	LCS % Rec	% Rec Limits	Qualifiers
Fluoride	mg/L	2.5	2.5	98	90-110	

LABORATORY CONTROL SAMPLE: 2821872

Parameter	Units	Spike Conc.	LCS Result	LCS % Rec	% Rec Limits	Qualifiers
Fluoride	mg/L	2.5	2.5	100	90-110	

LABORATORY CONTROL SAMPLE: 2822619

Parameter	Units	Spike Conc.	LCS Result	LCS % Rec	% Rec Limits	Qualifiers
Fluoride	mg/L	2.5	2.5	101	90-110	

Results presented on this page are in the units indicated by the "Units" column except where an alternate unit is presented to the right of the result.

REPORT OF LABORATORY ANALYSIS

This report shall not be reproduced, except in full,
without the written consent of Pace Analytical Services, LLC.

QUALITY CONTROL DATA

Project: AMEREN SCPB - VS

Pace Project No.: 60358710

MATRIX SPIKE & MATRIX SPIKE DUPLICATE: 2820090												2820091	
Parameter	Units	60358710001 Result	MS Spike Conc.	MSD Spike Conc.	MS Result	MSD Result	MS % Rec	MSD % Rec	% Rec Limits	RPD	Max RPD	Qual	
Fluoride	mg/L	0.48	2.5	2.5	3.0	3.0	99	100	80-120	1	15		

MATRIX SPIKE & MATRIX SPIKE DUPLICATE: 2820092												2820093	
Parameter	Units	60358711001 Result	MS Spike Conc.	MSD Spike Conc.	MS Result	MSD Result	MS % Rec	MSD % Rec	% Rec Limits	RPD	Max RPD	Qual	
Fluoride	mg/L	<0.075	2.5	2.5	2.2	2.0	89	81	80-120	10	15		

MATRIX SPIKE & MATRIX SPIKE DUPLICATE: 2820094												2820095	
Parameter	Units	60358712001 Result	MS Spike Conc.	MSD Spike Conc.	MS Result	MSD Result	MS % Rec	MSD % Rec	% Rec Limits	RPD	Max RPD	Qual	
Fluoride	mg/L	0.42	2.5	2.5	3.0	2.8	104	94	80-120	9	15		

Results presented on this page are in the units indicated by the "Units" column except where an alternate unit is presented to the right of the result.

REPORT OF LABORATORY ANALYSIS

This report shall not be reproduced, except in full,
without the written consent of Pace Analytical Services, LLC.

QUALITY CONTROL DATA

Project: AMEREN SCPB - VS

Pace Project No.: 60358710

QC Batch: 699213 Analysis Method: EPA 300.0
 QC Batch Method: EPA 300.0 Analysis Description: 300.0 IC Anions
 Laboratory: Pace Analytical Services - Kansas City
 Associated Lab Samples: 60358710002, 60358710003, 60358710004, 60358710005, 60358710006

METHOD BLANK: 2820424 Matrix: Water
 Associated Lab Samples: 60358710002, 60358710003, 60358710004, 60358710005, 60358710006

Parameter	Units	Blank Result	Reporting Limit	MDL	Analyzed	Qualifiers
Fluoride	mg/L	<0.085	0.20	0.085	01/14/21 09:14	

METHOD BLANK: 2822622 Matrix: Water
 Associated Lab Samples: 60358710002, 60358710003, 60358710004, 60358710005, 60358710006

Parameter	Units	Blank Result	Reporting Limit	MDL	Analyzed	Qualifiers
Fluoride	mg/L	<0.085	0.20	0.085	01/15/21 09:15	

METHOD BLANK: 2823083 Matrix: Water
 Associated Lab Samples: 60358710002, 60358710003, 60358710004, 60358710005, 60358710006

Parameter	Units	Blank Result	Reporting Limit	MDL	Analyzed	Qualifiers
Fluoride	mg/L	<0.085	0.20	0.085	01/18/21 09:32	

LABORATORY CONTROL SAMPLE: 2820425

Parameter	Units	Spike Conc.	LCS Result	LCS % Rec	% Rec Limits	Qualifiers
Fluoride	mg/L	2.5	2.5	100	90-110	

LABORATORY CONTROL SAMPLE: 2822623

Parameter	Units	Spike Conc.	LCS Result	LCS % Rec	% Rec Limits	Qualifiers
Fluoride	mg/L	2.5	2.5	101	90-110	

LABORATORY CONTROL SAMPLE: 2823084

Parameter	Units	Spike Conc.	LCS Result	LCS % Rec	% Rec Limits	Qualifiers
Fluoride	mg/L	2.5	2.3	91	90-110	

Results presented on this page are in the units indicated by the "Units" column except where an alternate unit is presented to the right of the result.

REPORT OF LABORATORY ANALYSIS

This report shall not be reproduced, except in full,
 without the written consent of Pace Analytical Services, LLC.

QUALITY CONTROL DATA

Project: AMEREN SCPB - VS

Pace Project No.: 60358710

MATRIX SPIKE SAMPLE:		2820426		60358506002	Spike	MS	MS	% Rec		
Parameter	Units	Result	Conc.	Result	% Rec	Result	% Rec	Limits	Qualifiers	
Fluoride	mg/L	ND	50	70.0	137			80-120	M1	

MATRIX SPIKE & MATRIX SPIKE DUPLICATE:		2820427		2820428								
Parameter	Units	60358895002	MS Spike	MSD Spike	MS Result	MSD Result	MS % Rec	MSD % Rec	% Rec Limits	RPD	Max RPD	Qual
Fluoride	mg/L	0.74	2.5	2.5	3.2	3.2	97	98	80-120	1	15	

Results presented on this page are in the units indicated by the "Units" column except where an alternate unit is presented to the right of the result.

REPORT OF LABORATORY ANALYSIS

This report shall not be reproduced, except in full,
without the written consent of Pace Analytical Services, LLC.

QUALIFIERS

Project: AMEREN SCPB - VS

Pace Project No.: 60358710

DEFINITIONS

DF - Dilution Factor, if reported, represents the factor applied to the reported data due to dilution of the sample aliquot.

ND - Not Detected at or above adjusted reporting limit.

TNTC - Too Numerous To Count

J - Estimated concentration above the adjusted method detection limit and below the adjusted reporting limit.

MDL - Adjusted Method Detection Limit.

PQL - Practical Quantitation Limit.

RL - Reporting Limit - The lowest concentration value that meets project requirements for quantitative data with known precision and bias for a specific analyte in a specific matrix.

S - Surrogate

1,2-Diphenylhydrazine decomposes to and cannot be separated from Azobenzene using Method 8270. The result for each analyte is a combined concentration.

Consistent with EPA guidelines, unrounded data are displayed and have been used to calculate % recovery and RPD values.

LCS(D) - Laboratory Control Sample (Duplicate)

MS(D) - Matrix Spike (Duplicate)

DUP - Sample Duplicate

RPD - Relative Percent Difference

NC - Not Calculable.

SG - Silica Gel - Clean-Up

U - Indicates the compound was analyzed for, but not detected.

N-Nitrosodiphenylamine decomposes and cannot be separated from Diphenylamine using Method 8270. The result reported for each analyte is a combined concentration.

Pace Analytical is TNI accredited. Contact your Pace PM for the current list of accredited analytes.

TNI - The NELAC Institute.

ANALYTE QUALIFIERS

M1 Matrix spike recovery exceeded QC limits. Batch accepted based on laboratory control sample (LCS) recovery.

REPORT OF LABORATORY ANALYSIS

This report shall not be reproduced, except in full,
without the written consent of Pace Analytical Services, LLC.

QUALITY CONTROL DATA CROSS REFERENCE TABLE

Project: AMEREN SCPB - VS

Pace Project No.: 60358710

Lab ID	Sample ID	QC Batch Method	QC Batch	Analytical Method	Analytical Batch
60358710001	S-LMW-2S	EPA 300.0	699123		
60358710002	S-LMW-5S	EPA 300.0	699213		
60358710003	S-LMW-6S	EPA 300.0	699213		
60358710004	S-LMW-9S	EPA 300.0	699213		
60358710005	S-SCPB-FB-1	EPA 300.0	699213		
60358710006	S-SCPB-DUP-1	EPA 300.0	699213		

REPORT OF LABORATORY ANALYSIS

This report shall not be reproduced, except in full,
without the written consent of Pace Analytical Services, LLC.



Sample Condition Upon Receipt

WO#: 60358710



Client Name: Golder Associates

Courier: FedEx UPS VIA Clay PEX ECI Pace Xroads Client Other

Tracking #: Pace Shipping Label Used? Yes No

Custody Seal on Cooler/Box Present: Yes No Seals intact: Yes No

Packing Material: Bubble Wrap Bubble Bags Foam None Other ZPCC

Thermometer Used: T-298 Type of Ice: Wet Blue None

Cooler Temperature (°C): As-read 1.2 Corr. Factor -0.2 Corrected 1.0 °C

Date and initials of person examining contents:

Temperature should be above freezing to 6°C 1.6 1.4 °C

1-9-21/SD

Table with 2 columns: Question/Field and Answer (Yes/No/N/A). Rows include Chain of Custody, Samples arrived, Short Hold Time, Rush Turn Around Time, Sufficient volume, Correct containers used, Pace containers used, Containers intact, Unpreserved soils, Filtered volume, Sample labels match COC, Samples contain multiple phases, Containers requiring pH preservation, Cyanide water sample checks, Trip Blank present, Headspace in VOA vials, Samples from USDA Regulated Area, Additional labels attached.

Client Notification/ Resolution: Copy COC to Client? Y / N Field Data Required? Y / N

Person Contacted: Date/Time:

Comments/ Resolution:

Project Manager Review: REVIEWED By jchurch at 8:56 am, 1/11/21

Date:



Sample Condition Upon Receipt

WO#: 60358710



Client Name: Golder Associates

Courier: FedEx UPS VIA Clay PEX ECI Pace Xroads Client Other

Tracking #: _____ Pace Shipping Label Used? Yes No

Custody Seal on Cooler/Box Present: Yes No Seals intact: Yes No

Packing Material: Bubble Wrap Bubble Bags Foam None Other 25LLC

Thermometer Used: T-298 Type of Ice: Wet Blue None

Cooler Temperature (°C): As-read 1.0 Corr. Factor -0.2 Corrected 0.8°C

Date and initials of person examining contents: 1-13-21/WD

Temperature should be above freezing to 6°C 2.1 1.9°C

Chain of Custody present:	<input checked="" type="checkbox"/> Yes <input type="checkbox"/> No <input type="checkbox"/> N/A	
Chain of Custody relinquished:	<input checked="" type="checkbox"/> Yes <input type="checkbox"/> No <input type="checkbox"/> N/A	
Samples arrived within holding time:	<input checked="" type="checkbox"/> Yes <input type="checkbox"/> No <input type="checkbox"/> N/A	
Short Hold Time analyses (<72hr):	<input type="checkbox"/> Yes <input checked="" type="checkbox"/> No <input type="checkbox"/> N/A	
Rush Turn Around Time requested:	<input type="checkbox"/> Yes <input checked="" type="checkbox"/> No <input type="checkbox"/> N/A	
Sufficient volume:	<input checked="" type="checkbox"/> Yes <input type="checkbox"/> No <input type="checkbox"/> N/A	
Correct containers used:	<input checked="" type="checkbox"/> Yes <input type="checkbox"/> No <input type="checkbox"/> N/A	
Pace containers used:	<input checked="" type="checkbox"/> Yes <input type="checkbox"/> No <input type="checkbox"/> N/A	
Containers intact:	<input checked="" type="checkbox"/> Yes <input type="checkbox"/> No <input type="checkbox"/> N/A	
Unpreserved 5035A / TX1005/1006 soils frozen in 48hrs?	<input type="checkbox"/> Yes <input type="checkbox"/> No <input checked="" type="checkbox"/> N/A	
Filtered volume received for dissolved tests?	<input type="checkbox"/> Yes <input type="checkbox"/> No <input checked="" type="checkbox"/> N/A	
Sample labels match COC: Date / time / ID / analyses	<input checked="" type="checkbox"/> Yes <input type="checkbox"/> No <input type="checkbox"/> N/A	
Samples contain multiple phases? Matrix: <u>WT</u>	<input type="checkbox"/> Yes <input checked="" type="checkbox"/> No <input type="checkbox"/> N/A	
Containers requiring pH preservation in compliance? <u>1-13-21</u>	<input checked="" type="checkbox"/> Yes <input type="checkbox"/> No <input checked="" type="checkbox"/> N/A	List sample IDs, volumes, lot #'s of preservative and the date/time added.
(Exceptions: VOA, Micro, O&G, KS TPH, OK-DRO) LOT# <u>603173</u>		
Cyanide water sample checks:		
Lead acetate strip turns dark? (Record only)	<input type="checkbox"/> Yes <input type="checkbox"/> No	
Potassium iodide test strip turns blue/purple? (Preserve)	<input type="checkbox"/> Yes <input type="checkbox"/> No	
Trip Blank present:	<input type="checkbox"/> Yes <input type="checkbox"/> No <input checked="" type="checkbox"/> N/A	
Headspace in VOA vials (>6mm):	<input type="checkbox"/> Yes <input type="checkbox"/> No <input checked="" type="checkbox"/> N/A	
Samples from USDA Regulated Area: State:	<input type="checkbox"/> Yes <input type="checkbox"/> No <input checked="" type="checkbox"/> N/A	
Additional labels attached to 5035A / TX1005 vials in the field?	<input type="checkbox"/> Yes <input type="checkbox"/> No <input checked="" type="checkbox"/> N/A	

Client Notification/ Resolution: Copy COC to Client? Y / N Field Data Required? Y / N

Person Contacted: _____ /Time: _____

Comments/ Resolution: **REVIEWED**
By jchurch at 11:25 am, 1/13/21

Project Manager Review: _____ Date: _____



GOLDER

MEMORANDUM

DATE January 28, 2021

Project No. 153140602

TO Project File
Golder Associates

CC Amanda Derhake, Jeff Ingram

FROM Annie Muehlfarth

EMAIL AMuehlfarth@golder.com

DATA VALIDATION SUMMARY, SIOUX ENERGY CENTER – SCPB – VERIFICATION SAMPLING - DATA PACKAGE 60358710

The following is a summary of instances where quality control criteria in the functional guidelines were not met and data qualification was required:

- None.

QA LEVEL II - INORGANIC DATA EVALUATION CHECKLIST

Company Name: Golder Associates
 Project Name: Ameren- Sioux - SCPB
 Reviewer: A. Muehlfarth

Project Manager: J. Ingram
 Project Number: 153140602
 Validation Date: 01/28/2021

Laboratory: Pace Analytical Services - Kansas City

SDG #: 60358710

Analytical Method (type and no.): EPA 300.0 (Anions)

Matrix: Air Soil/Sed. Water Waste

Sample Names S-LMW-2S, S-LMW-5S, S-LMW-6S, S-LMW-9S, S-SCPB-FB-1, S-SCPB-DUP-1

NOTE: Please provide calculation in Comment areas or on the back (if on the back please indicate in comment areas).

Field Information	YES	NO	NA	COMMENTS
a) Sampling dates noted?	<input checked="" type="checkbox"/>	<input type="checkbox"/>	<input type="checkbox"/>	<u>01/08/2021 - 01/11/2021</u>
b) Sampling team indicated?	<input checked="" type="checkbox"/>	<input type="checkbox"/>	<input type="checkbox"/>	<u>EMS/BTT</u>
c) Sample location noted?	<input checked="" type="checkbox"/>	<input type="checkbox"/>	<input type="checkbox"/>	<u></u>
d) Sample depth indicated (Soils)?	<input type="checkbox"/>	<input type="checkbox"/>	<input checked="" type="checkbox"/>	<u></u>
e) Sample type indicated (grab/composite)?	<input checked="" type="checkbox"/>	<input type="checkbox"/>	<input type="checkbox"/>	<u>Grab</u>
f) Field QC noted?	<input checked="" type="checkbox"/>	<input type="checkbox"/>	<input type="checkbox"/>	<u>See Notes</u>
g) Field parameters collected (note types)?	<input checked="" type="checkbox"/>	<input type="checkbox"/>	<input type="checkbox"/>	<u>pH, S.Cond., Turb, Temp, DO, ORP</u>
h) Field Calibration within control limits?	<input checked="" type="checkbox"/>	<input type="checkbox"/>	<input type="checkbox"/>	<u></u>
i) Notations of unacceptable field conditions/performances from field logs or field notes?	<input type="checkbox"/>	<input checked="" type="checkbox"/>	<input type="checkbox"/>	<u></u>
j) Does the laboratory narrative indicate deficiencies?	<input type="checkbox"/>	<input type="checkbox"/>	<input checked="" type="checkbox"/>	<u></u>

Note Deficiencies: _____

Chain-of-Custody (COC)	YES	NO	NA	COMMENTS
a) Was the COC properly completed?	<input checked="" type="checkbox"/>	<input type="checkbox"/>	<input type="checkbox"/>	<u></u>
b) Was the COC signed by both field and laboratory personnel?	<input checked="" type="checkbox"/>	<input type="checkbox"/>	<input type="checkbox"/>	<u></u>
c) Were samples received in good condition?	<input checked="" type="checkbox"/>	<input type="checkbox"/>	<input type="checkbox"/>	<u></u>

General (reference QAPP or Method)	YES	NO	NA	COMMENTS
a) Were hold times met for sample pretreatment?	<input checked="" type="checkbox"/>	<input type="checkbox"/>	<input type="checkbox"/>	<u></u>
b) Were hold times met for sample analysis?	<input checked="" type="checkbox"/>	<input type="checkbox"/>	<input type="checkbox"/>	<u></u>
c) Were the correct preservatives used?	<input checked="" type="checkbox"/>	<input type="checkbox"/>	<input type="checkbox"/>	<u></u>
d) Was the correct method used?	<input checked="" type="checkbox"/>	<input type="checkbox"/>	<input type="checkbox"/>	<u></u>
e) Were appropriate reporting limits achieved?	<input checked="" type="checkbox"/>	<input type="checkbox"/>	<input type="checkbox"/>	<u></u>
f) Were any sample dilutions noted?	<input type="checkbox"/>	<input checked="" type="checkbox"/>	<input type="checkbox"/>	<u></u>
g) Were any matrix problems noted?	<input checked="" type="checkbox"/>	<input type="checkbox"/>	<input type="checkbox"/>	<u>See Notes</u>

QA LEVEL II - INORGANIC DATA EVALUATION CHECKLIST

Blanks	YES	NO	NA	COMMENTS
a) Were analytes detected in the method blank(s)?	<input type="checkbox"/>	<input checked="" type="checkbox"/>	<input type="checkbox"/>	
b) Were analytes detected in the field blank(s)?	<input type="checkbox"/>	<input checked="" type="checkbox"/>	<input type="checkbox"/>	S-SCPFB-FB-1 @ S-LMW-6S
c) Were analytes detected in the equipment blank(s)?	<input type="checkbox"/>	<input type="checkbox"/>	<input checked="" type="checkbox"/>	
d) Were analytes detected in the trip blank(s)?	<input type="checkbox"/>	<input type="checkbox"/>	<input checked="" type="checkbox"/>	

Laboratory Control Sample (LCS)	YES	NO	NA	COMMENTS
a) Was a LCS analyzed once per SDG?	<input checked="" type="checkbox"/>	<input type="checkbox"/>	<input type="checkbox"/>	
b) Were the proper analytes included in the LCS?	<input checked="" type="checkbox"/>	<input type="checkbox"/>	<input type="checkbox"/>	
c) Was the LCS accuracy criteria met?	<input checked="" type="checkbox"/>	<input type="checkbox"/>	<input type="checkbox"/>	

Duplicates	YES	NO	NA	COMMENTS
a) Were field duplicates collected (note original and duplicate sample names)?	<input checked="" type="checkbox"/>	<input type="checkbox"/>	<input type="checkbox"/>	S-SCPFB-DUP-1 @ S-LMW-5S
b) Were field dup. precision criteria met (note RPD)?	<input checked="" type="checkbox"/>	<input type="checkbox"/>	<input type="checkbox"/>	Max RPD: 0% (<20%)
c) Were lab duplicates analyzed (note original and duplicate samples)?	<input type="checkbox"/>	<input checked="" type="checkbox"/>	<input type="checkbox"/>	
d) Were lab dup. precision criteria met (note RPD)?	<input type="checkbox"/>	<input type="checkbox"/>	<input checked="" type="checkbox"/>	

Blind Standards	YES	NO	NA	COMMENTS
a) Was a blind standard used (indicate name, analytes included and concentrations)?	<input type="checkbox"/>	<input checked="" type="checkbox"/>	<input type="checkbox"/>	
b) Was the %D within control limits?	<input type="checkbox"/>	<input type="checkbox"/>	<input checked="" type="checkbox"/>	

Matrix Spike/Matrix Spike Duplicate (MS/MSD)	YES	NO	NA	COMMENTS
a) Was MS accuracy criteria met?	<input type="checkbox"/>	<input checked="" type="checkbox"/>	<input type="checkbox"/>	
Recovery could not be calculated since sample contained high concentration of analyte?	<input type="checkbox"/>	<input type="checkbox"/>	<input checked="" type="checkbox"/>	
b) Was MSD accuracy criteria met?	<input checked="" type="checkbox"/>	<input type="checkbox"/>	<input type="checkbox"/>	
Recovery could not be calculated since sample contained high concentration of analyte?	<input type="checkbox"/>	<input type="checkbox"/>	<input checked="" type="checkbox"/>	
c) Were MS/MSD precision criteria met?	<input checked="" type="checkbox"/>	<input type="checkbox"/>	<input type="checkbox"/>	

Comments/Notes:

MS/MSD:

2820426: MS % recovery high for Fluoride. MS/MSD performed on unrelated sample, no qualification necessary.

July 06, 2021

Jeffrey Ingram
Golder Associates
13515 Barrett Parkway Drive
Suite 260
Ballwin, MO 63021

RE: Project: AMEREN SEC SCPB
Pace Project No.: 60366227

Dear Jeffrey Ingram:

Enclosed are the analytical results for sample(s) received by the laboratory between April 10, 2021 and April 15, 2021. The results relate only to the samples included in this report. Results reported herein conform to the applicable TNI/NELAC Standards and the laboratory's Quality Manual, where applicable, unless otherwise noted in the body of the report.

The test results provided in this final report were generated by each of the following laboratories within the Pace Network:

- Pace Analytical Services - Kansas City

REV-1, 7/6/21: S-BMW-1S and S-BMW-3S added per client request.

If you have any questions concerning this report, please feel free to contact me.

Sincerely,



Jamie Church
jamie.church@pacelabs.com
314-838-7223
Project Manager

Enclosures

cc: Ryan Feldmann, Golder
Mark Haddock, Golder Associates
Eric Schneider, Golder Associates
Brendan Talbert, Golder Associates



REPORT OF LABORATORY ANALYSIS

This report shall not be reproduced, except in full,
without the written consent of Pace Analytical Services, LLC.

CERTIFICATIONS

Project: AMEREN SEC SCPB

Pace Project No.: 60366227

Pace Analytical Services Kansas

9608 Loiret Boulevard, Lenexa, KS 66219

Missouri Inorganic Drinking Water Certification #: 10090

Arkansas Drinking Water

Arkansas Certification #: 20-020-0

Arkansas Drinking Water

Illinois Certification #: 200030

Iowa Certification #: 118

Kansas/NELAP Certification #: E-10116

Louisiana Certification #: 03055

Nevada Certification #: KS000212020-2

Oklahoma Certification #: 9205/9935

Florida: Cert E871149 SEKS WET

Texas Certification #: T104704407-19-12

Utah Certification #: KS000212019-9

Illinois Certification #: 004592

Kansas Field Laboratory Accreditation: # E-92587

Missouri SEKS Micro Certification: 10070

REPORT OF LABORATORY ANALYSIS

This report shall not be reproduced, except in full,
without the written consent of Pace Analytical Services, LLC.

SAMPLE SUMMARY

Project: AMEREN SEC SCPB

Pace Project No.: 60366227

Lab ID	Sample ID	Matrix	Date Collected	Date Received
60366227001	S-LMW-9S	Water	04/09/21 15:25	04/10/21 03:15
60366227002	S-LMW-3S	Water	04/12/21 12:26	04/14/21 03:50
60366227003	S-LMW-8S	Water	04/12/21 16:06	04/14/21 03:50
60366227004	S-LMW-DUP-1	Water	04/12/21 00:00	04/14/21 03:50
60366227005	S-LMW-DUP-2	Water	04/12/21 00:00	04/14/21 03:50
60366227006	S-LMW-FB-1	Water	04/12/21 12:46	04/14/21 03:50
60366227007	S-LMW-7S	Water	04/14/21 11:30	04/15/21 04:40
60366227008	S-LMW-FB-2	Water	04/14/21 11:50	04/15/21 04:40
60366138017	S-LMW-1S	Water	04/14/21 09:40	04/15/21 04:40
60366138006	S-LMW-2S	Water	04/12/21 09:40	04/14/21 03:50
60366138007	S-LMW-4S	Water	04/12/21 13:57	04/14/21 03:50
60366138023	S-LMW-5S	Water	04/14/21 16:21	04/15/21 04:40
60366138024	S-LMW-6S	Water	04/14/21 16:16	04/15/21 04:40
60366138009	S-BMW-1S	Water	04/13/21 13:35	04/14/21 03:50
60366138010	S-BMW-3S	Water	04/13/21 12:17	04/14/21 03:50

REPORT OF LABORATORY ANALYSIS

This report shall not be reproduced, except in full,
without the written consent of Pace Analytical Services, LLC.

SAMPLE ANALYTE COUNT

Project: AMEREN SEC SCPB

Pace Project No.: 60366227

Lab ID	Sample ID	Method	Analysts	Analytes Reported	Laboratory
60366227001	S-LMW-9S	EPA 200.7	JLH	7	PASI-K
		SM 2320B	MAP	1	PASI-K
		SM 2540C	BLA	1	PASI-K
		EPA 300.0	CRN2	3	PASI-K
60366227002	S-LMW-3S	EPA 200.7	JLH	7	PASI-K
		SM 2320B	MAP	1	PASI-K
		SM 2540C	VRP	1	PASI-K
		EPA 300.0	CRN2	3	PASI-K
60366227003	S-LMW-8S	EPA 200.7	JLH	7	PASI-K
		SM 2320B	MAP	1	PASI-K
		SM 2540C	VRP	1	PASI-K
		EPA 300.0	CRN2	3	PASI-K
60366227004	S-LMW-DUP-1	EPA 200.7	JLH	7	PASI-K
		SM 2320B	MAP	1	PASI-K
		SM 2540C	VRP	1	PASI-K
		EPA 300.0	CRN2	3	PASI-K
60366227005	S-LMW-DUP-2	EPA 200.7	JLH	7	PASI-K
		SM 2320B	MAP	1	PASI-K
		SM 2540C	VRP	1	PASI-K
		EPA 300.0	CRN2	3	PASI-K
60366227006	S-LMW-FB-1	EPA 200.7	JLH	7	PASI-K
		SM 2320B	MAP	1	PASI-K
		SM 2540C	VRP	1	PASI-K
		EPA 300.0	CRN2	3	PASI-K
60366227007	S-LMW-7S	EPA 200.7	JLH	7	PASI-K
		SM 2320B	MAP	1	PASI-K
		SM 2540C	BLA	1	PASI-K
		EPA 300.0	CRN2	3	PASI-K
60366227008	S-LMW-FB-2	EPA 200.7	JLH	7	PASI-K
		SM 2320B	MAP	1	PASI-K
		SM 2540C	BLA	1	PASI-K
		EPA 300.0	CRN2	3	PASI-K
60366138017	S-LMW-1S	EPA 200.7	JLH	7	PASI-K
		SM 2320B	MAP	1	PASI-K
		SM 2540C	BLA	1	PASI-K
		EPA 300.0	CRN2	3	PASI-K
60366138006	S-LMW-2S	EPA 200.7	JLH	7	PASI-K

REPORT OF LABORATORY ANALYSIS

This report shall not be reproduced, except in full,
without the written consent of Pace Analytical Services, LLC.

SAMPLE ANALYTE COUNT

Project: AMEREN SEC SCPB

Pace Project No.: 60366227

Lab ID	Sample ID	Method	Analysts	Analytes Reported	Laboratory
60366138007	S-LMW-4S	SM 2320B	MAP	1	PASI-K
		SM 2540C	VRP	1	PASI-K
		EPA 300.0	CRN2	3	PASI-K
		EPA 200.7	JLH	7	PASI-K
		SM 2320B	MAP	1	PASI-K
60366138023	S-LMW-5S	SM 2540C	VRP	1	PASI-K
		EPA 300.0	CRN2	3	PASI-K
		EPA 200.7	JLH	7	PASI-K
		SM 2320B	MAP	1	PASI-K
		SM 2540C	BLA	1	PASI-K
60366138024	S-LMW-6S	EPA 300.0	CRN2	3	PASI-K
		EPA 200.7	JLH	7	PASI-K
		SM 2320B	MAP	1	PASI-K
		SM 2540C	BLA	1	PASI-K
		EPA 300.0	CRN2	3	PASI-K
60366138009	S-BMW-1S	EPA 200.7	JLH	7	PASI-K
		SM 2320B	MAP	1	PASI-K
		SM 2540C	BLA	1	PASI-K
		EPA 300.0	CRN2	3	PASI-K
		EPA 200.7	JLH	7	PASI-K
60366138010	S-BMW-3S	SM 2320B	MAP	1	PASI-K
		SM 2540C	BLA	1	PASI-K
		EPA 300.0	CRN2	3	PASI-K

PASI-K = Pace Analytical Services - Kansas City

REPORT OF LABORATORY ANALYSIS

This report shall not be reproduced, except in full,
without the written consent of Pace Analytical Services, LLC.

ANALYTICAL RESULTS

Project: AMEREN SEC SCPB

Pace Project No.: 60366227

Sample: S-LMW-9S **Lab ID: 60366227001** Collected: 04/09/21 15:25 Received: 04/10/21 03:15 Matrix: Water

Parameters	Results	Units	PQL	MDL	DF	Prepared	Analyzed	CAS No.	Qual
200.7 Metals, Total		Analytical Method: EPA 200.7 Preparation Method: EPA 200.7 Pace Analytical Services - Kansas City							
Boron	1380	ug/L	100	8.6	1	04/14/21 17:05	04/26/21 10:11	7440-42-8	
Calcium	188000	ug/L	200	75.4	1	04/14/21 17:05	04/26/21 10:11	7440-70-2	
Iron	120	ug/L	50.0	21.4	1	04/14/21 17:05	04/26/21 10:11	7439-89-6	
Magnesium	57200	ug/L	50.0	31.4	1	04/14/21 17:05	04/26/21 10:11	7439-95-4	
Manganese	716	ug/L	5.0	0.74	1	04/14/21 17:05	04/26/21 10:11	7439-96-5	
Potassium	4600	ug/L	500	146	1	04/14/21 17:05	04/26/21 10:11	7440-09-7	
Sodium	51700	ug/L	500	254	1	04/14/21 17:05	04/26/21 10:11	7440-23-5	
2320B Alkalinity		Analytical Method: SM 2320B Pace Analytical Services - Kansas City							
Alkalinity, Total as CaCO3	378	mg/L	20.0	7.5	1		04/15/21 18:29		
2540C Total Dissolved Solids		Analytical Method: SM 2540C Pace Analytical Services - Kansas City							
Total Dissolved Solids	1050	mg/L	13.3	13.3	1		04/15/21 13:23		
300.0 IC Anions 28 Days		Analytical Method: EPA 300.0 Pace Analytical Services - Kansas City							
Chloride	95.1	mg/L	20.0	7.8	20		04/20/21 15:44	16887-00-6	
Fluoride	0.43	mg/L	0.20	0.086	1		04/19/21 19:50	16984-48-8	
Sulfate	318	mg/L	20.0	8.4	20		04/20/21 15:44	14808-79-8	

REPORT OF LABORATORY ANALYSIS

This report shall not be reproduced, except in full,
without the written consent of Pace Analytical Services, LLC.

ANALYTICAL RESULTS

Project: AMEREN SEC SCPB

Pace Project No.: 60366227

Sample: S-LMW-3S **Lab ID: 60366227002** Collected: 04/12/21 12:26 Received: 04/14/21 03:50 Matrix: Water

Parameters	Results	Units	PQL	MDL	DF	Prepared	Analyzed	CAS No.	Qual
200.7 Metals, Total		Analytical Method: EPA 200.7 Preparation Method: EPA 200.7 Pace Analytical Services - Kansas City							
Boron	232	ug/L	100	8.6	1	04/15/21 13:43	04/26/21 11:14	7440-42-8	B
Calcium	161000	ug/L	200	75.4	1	04/15/21 13:43	04/26/21 11:14	7440-70-2	M1
Iron	64.3	ug/L	50.0	21.4	1	04/15/21 13:43	04/26/21 11:14	7439-89-6	
Magnesium	32200	ug/L	50.0	31.4	1	04/15/21 13:43	04/26/21 11:14	7439-95-4	
Manganese	12.1	ug/L	5.0	0.74	1	04/15/21 13:43	04/26/21 11:14	7439-96-5	
Potassium	4300	ug/L	500	146	1	04/15/21 13:43	04/26/21 11:14	7440-09-7	
Sodium	19200	ug/L	500	254	1	04/15/21 13:43	04/26/21 11:14	7440-23-5	
2320B Alkalinity		Analytical Method: SM 2320B Pace Analytical Services - Kansas City							
Alkalinity, Total as CaCO3	500	mg/L	20.0	7.5	1		04/21/21 20:08		
2540C Total Dissolved Solids		Analytical Method: SM 2540C Pace Analytical Services - Kansas City							
Total Dissolved Solids	620	mg/L	10.0	10.0	1		04/19/21 17:50		
300.0 IC Anions 28 Days		Analytical Method: EPA 300.0 Pace Analytical Services - Kansas City							
Chloride	41.5	mg/L	10.0	3.9	10		04/21/21 20:27	16887-00-6	
Fluoride	0.32	mg/L	0.20	0.086	1		04/21/21 19:55	16984-48-8	
Sulfate	33.2	mg/L	10.0	4.2	10		04/21/21 20:27	14808-79-8	

REPORT OF LABORATORY ANALYSIS

This report shall not be reproduced, except in full,
without the written consent of Pace Analytical Services, LLC.

ANALYTICAL RESULTS

Project: AMEREN SEC SCPB

Pace Project No.: 60366227

Sample: S-LMW-8S **Lab ID: 60366227003** Collected: 04/12/21 16:06 Received: 04/14/21 03:50 Matrix: Water

Parameters	Results	Units	PQL	MDL	DF	Prepared	Analyzed	CAS No.	Qual
200.7 Metals, Total		Analytical Method: EPA 200.7 Preparation Method: EPA 200.7 Pace Analytical Services - Kansas City							
Boron	6180	ug/L	100	8.6	1	04/15/21 13:43	04/26/21 11:22	7440-42-8	
Calcium	172000	ug/L	200	75.4	1	04/15/21 13:43	04/26/21 11:22	7440-70-2	
Iron	65.1	ug/L	50.0	21.4	1	04/15/21 13:43	04/26/21 11:22	7439-89-6	
Magnesium	41600	ug/L	50.0	31.4	1	04/15/21 13:43	04/26/21 11:22	7439-95-4	
Manganese	471	ug/L	5.0	0.74	1	04/15/21 13:43	04/26/21 11:22	7439-96-5	
Potassium	4100	ug/L	500	146	1	04/15/21 13:43	04/26/21 11:22	7440-09-7	
Sodium	54100	ug/L	500	254	1	04/15/21 13:43	04/26/21 11:22	7440-23-5	
2320B Alkalinity		Analytical Method: SM 2320B Pace Analytical Services - Kansas City							
Alkalinity, Total as CaCO3	353	mg/L	20.0	7.5	1		04/21/21 20:24		
2540C Total Dissolved Solids		Analytical Method: SM 2540C Pace Analytical Services - Kansas City							
Total Dissolved Solids	896	mg/L	10.0	10.0	1		04/19/21 17:50		
300.0 IC Anions 28 Days		Analytical Method: EPA 300.0 Pace Analytical Services - Kansas City							
Chloride	30.2	mg/L	2.0	0.78	2		04/22/21 11:09	16887-00-6	
Fluoride	0.77	mg/L	0.20	0.086	1		04/21/21 20:59	16984-48-8	
Sulfate	327	mg/L	50.0	21.0	50		04/21/21 21:15	14808-79-8	

REPORT OF LABORATORY ANALYSIS

This report shall not be reproduced, except in full,
without the written consent of Pace Analytical Services, LLC.

ANALYTICAL RESULTS

Project: AMEREN SEC SCPB

Pace Project No.: 60366227

Sample: S-LMW-DUP-1 **Lab ID: 60366227004** Collected: 04/12/21 00:00 Received: 04/14/21 03:50 Matrix: Water

Parameters	Results	Units	PQL	MDL	DF	Prepared	Analyzed	CAS No.	Qual
200.7 Metals, Total									
Analytical Method: EPA 200.7 Preparation Method: EPA 200.7									
Pace Analytical Services - Kansas City									
Boron	228	ug/L	100	8.6	1	04/15/21 13:43	04/26/21 11:24	7440-42-8	B
Calcium	158000	ug/L	200	75.4	1	04/15/21 13:43	04/26/21 11:24	7440-70-2	
Iron	156	ug/L	50.0	21.4	1	04/15/21 13:43	04/26/21 11:24	7439-89-6	
Magnesium	31800	ug/L	50.0	31.4	1	04/15/21 13:43	04/26/21 11:24	7439-95-4	
Manganese	12.7	ug/L	5.0	0.74	1	04/15/21 13:43	04/26/21 11:24	7439-96-5	
Potassium	4180	ug/L	500	146	1	04/15/21 13:43	04/26/21 11:24	7440-09-7	
Sodium	18200	ug/L	500	254	1	04/15/21 13:43	04/26/21 11:24	7440-23-5	
2320B Alkalinity									
Analytical Method: SM 2320B									
Pace Analytical Services - Kansas City									
Alkalinity, Total as CaCO3	475	mg/L	20.0	7.5	1		04/21/21 20:31		
2540C Total Dissolved Solids									
Analytical Method: SM 2540C									
Pace Analytical Services - Kansas City									
Total Dissolved Solids	641	mg/L	10.0	10.0	1		04/19/21 17:50		
300.0 IC Anions 28 Days									
Analytical Method: EPA 300.0									
Pace Analytical Services - Kansas City									
Chloride	43.8	mg/L	10.0	3.9	10		04/21/21 22:18	16887-00-6	
Fluoride	0.32	mg/L	0.20	0.086	1		04/21/21 21:31	16984-48-8	
Sulfate	31.9	mg/L	10.0	4.2	10		04/21/21 22:18	14808-79-8	

REPORT OF LABORATORY ANALYSIS

This report shall not be reproduced, except in full,
without the written consent of Pace Analytical Services, LLC.

ANALYTICAL RESULTS

Project: AMEREN SEC SCPB

Pace Project No.: 60366227

Sample: S-LMW-DUP-2 **Lab ID: 60366227005** Collected: 04/12/21 00:00 Received: 04/14/21 03:50 Matrix: Water

Parameters	Results	Units	PQL	MDL	DF	Prepared	Analyzed	CAS No.	Qual
200.7 Metals, Total		Analytical Method: EPA 200.7 Preparation Method: EPA 200.7 Pace Analytical Services - Kansas City							
Boron	6110	ug/L	100	8.6	1	04/15/21 13:43	04/26/21 11:27	7440-42-8	
Calcium	173000	ug/L	200	75.4	1	04/15/21 13:43	04/26/21 11:27	7440-70-2	
Iron	<21.4	ug/L	50.0	21.4	1	04/15/21 13:43	04/26/21 11:27	7439-89-6	
Magnesium	41200	ug/L	50.0	31.4	1	04/15/21 13:43	04/26/21 11:27	7439-95-4	
Manganese	464	ug/L	5.0	0.74	1	04/15/21 13:43	04/26/21 11:27	7439-96-5	
Potassium	4110	ug/L	500	146	1	04/15/21 13:43	04/26/21 11:27	7440-09-7	
Sodium	53700	ug/L	500	254	1	04/15/21 13:43	04/26/21 11:27	7440-23-5	
2320B Alkalinity		Analytical Method: SM 2320B Pace Analytical Services - Kansas City							
Alkalinity, Total as CaCO3	349	mg/L	20.0	7.5	1		04/21/21 20:36		
2540C Total Dissolved Solids		Analytical Method: SM 2540C Pace Analytical Services - Kansas City							
Total Dissolved Solids	901	mg/L	10.0	10.0	1		04/19/21 17:50		
300.0 IC Anions 28 Days		Analytical Method: EPA 300.0 Pace Analytical Services - Kansas City							
Chloride	30.3	mg/L	2.0	0.78	2		04/22/21 11:23	16887-00-6	
Fluoride	0.76	mg/L	0.20	0.086	1		04/21/21 22:34	16984-48-8	
Sulfate	335	mg/L	50.0	21.0	50		04/21/21 22:50	14808-79-8	

REPORT OF LABORATORY ANALYSIS

This report shall not be reproduced, except in full,
without the written consent of Pace Analytical Services, LLC.

ANALYTICAL RESULTS

Project: AMEREN SEC SCPB

Pace Project No.: 60366227

Sample: S-LMW-FB-1 **Lab ID: 60366227006** Collected: 04/12/21 12:46 Received: 04/14/21 03:50 Matrix: Water

Parameters	Results	Units	PQL	MDL	DF	Prepared	Analyzed	CAS No.	Qual
200.7 Metals, Total		Analytical Method: EPA 200.7 Preparation Method: EPA 200.7 Pace Analytical Services - Kansas City							
Boron	<8.6	ug/L	100	8.6	1	04/15/21 13:43	04/26/21 11:37	7440-42-8	
Calcium	<75.4	ug/L	200	75.4	1	04/15/21 13:43	04/26/21 11:37	7440-70-2	
Iron	<21.4	ug/L	50.0	21.4	1	04/15/21 13:43	04/26/21 11:37	7439-89-6	
Magnesium	<31.4	ug/L	50.0	31.4	1	04/15/21 13:43	04/26/21 11:37	7439-95-4	
Manganese	<0.74	ug/L	5.0	0.74	1	04/15/21 13:43	04/26/21 11:37	7439-96-5	
Potassium	<146	ug/L	500	146	1	04/15/21 13:43	04/26/21 11:37	7440-09-7	
Sodium	<254	ug/L	500	254	1	04/15/21 13:43	04/26/21 11:37	7440-23-5	
2320B Alkalinity		Analytical Method: SM 2320B Pace Analytical Services - Kansas City							
Alkalinity, Total as CaCO3	<7.5	mg/L	20.0	7.5	1		04/21/21 20:41		
2540C Total Dissolved Solids		Analytical Method: SM 2540C Pace Analytical Services - Kansas City							
Total Dissolved Solids	<5.0	mg/L	5.0	5.0	1		04/19/21 17:50		
300.0 IC Anions 28 Days		Analytical Method: EPA 300.0 Pace Analytical Services - Kansas City							
Chloride	<0.39	mg/L	1.0	0.39	1		04/21/21 23:06	16887-00-6	
Fluoride	<0.086	mg/L	0.20	0.086	1		04/21/21 23:06	16984-48-8	
Sulfate	<0.42	mg/L	1.0	0.42	1		04/21/21 23:06	14808-79-8	

REPORT OF LABORATORY ANALYSIS

This report shall not be reproduced, except in full,
without the written consent of Pace Analytical Services, LLC.

ANALYTICAL RESULTS

Project: AMEREN SEC SCPB

Pace Project No.: 60366227

Sample: S-LMW-7S **Lab ID: 60366227007** Collected: 04/14/21 11:30 Received: 04/15/21 04:40 Matrix: Water

Parameters	Results	Units	PQL	MDL	DF	Prepared	Analyzed	CAS No.	Qual
200.7 Metals, Total		Analytical Method: EPA 200.7 Preparation Method: EPA 200.7 Pace Analytical Services - Kansas City							
Boron	3810	ug/L	100	8.6	1	04/19/21 09:05	04/20/21 16:51	7440-42-8	
Calcium	238000	ug/L	200	75.4	1	04/19/21 09:05	04/20/21 16:51	7440-70-2	
Iron	27.0J	ug/L	50.0	21.4	1	04/19/21 09:05	04/20/21 16:51	7439-89-6	
Magnesium	67000	ug/L	50.0	31.4	1	04/19/21 09:05	04/20/21 16:51	7439-95-4	
Manganese	1070	ug/L	5.0	0.74	1	04/19/21 09:05	04/20/21 16:51	7439-96-5	
Potassium	4800	ug/L	500	146	1	04/19/21 09:05	04/20/21 16:51	7440-09-7	
Sodium	27800	ug/L	500	254	1	04/19/21 09:05	04/20/21 16:51	7440-23-5	
2320B Alkalinity		Analytical Method: SM 2320B Pace Analytical Services - Kansas City							
Alkalinity, Total as CaCO3	451	mg/L	20.0	7.5	1		04/19/21 14:14		
2540C Total Dissolved Solids		Analytical Method: SM 2540C Pace Analytical Services - Kansas City							
Total Dissolved Solids	1160	mg/L	13.3	13.3	1		04/21/21 14:06		
300.0 IC Anions 28 Days		Analytical Method: EPA 300.0 Pace Analytical Services - Kansas City							
Chloride	19.3	mg/L	2.0	0.78	2		04/20/21 19:42	16887-00-6	
Fluoride	<0.086	mg/L	0.20	0.086	1		04/19/21 18:01	16984-48-8	
Sulfate	413	mg/L	50.0	21.0	50		04/19/21 18:16	14808-79-8	

REPORT OF LABORATORY ANALYSIS

This report shall not be reproduced, except in full,
without the written consent of Pace Analytical Services, LLC.

ANALYTICAL RESULTS

Project: AMEREN SEC SCPB

Pace Project No.: 60366227

Sample: S-LMW-FB-2 **Lab ID: 60366227008** Collected: 04/14/21 11:50 Received: 04/15/21 04:40 Matrix: Water

Parameters	Results	Units	PQL	MDL	DF	Prepared	Analyzed	CAS No.	Qual
200.7 Metals, Total		Analytical Method: EPA 200.7 Preparation Method: EPA 200.7 Pace Analytical Services - Kansas City							
Boron	<8.6	ug/L	100	8.6	1	04/19/21 09:05	04/20/21 16:54	7440-42-8	
Calcium	<75.4	ug/L	200	75.4	1	04/19/21 09:05	04/20/21 16:54	7440-70-2	
Iron	<21.4	ug/L	50.0	21.4	1	04/19/21 09:05	04/20/21 16:54	7439-89-6	
Magnesium	<31.4	ug/L	50.0	31.4	1	04/19/21 09:05	04/20/21 16:54	7439-95-4	
Manganese	<0.74	ug/L	5.0	0.74	1	04/19/21 09:05	04/20/21 16:54	7439-96-5	
Potassium	<146	ug/L	500	146	1	04/19/21 09:05	04/20/21 16:54	7440-09-7	
Sodium	<254	ug/L	500	254	1	04/19/21 09:05	04/20/21 16:54	7440-23-5	
2320B Alkalinity		Analytical Method: SM 2320B Pace Analytical Services - Kansas City							
Alkalinity, Total as CaCO3	<7.5	mg/L	20.0	7.5	1		04/19/21 14:18		
2540C Total Dissolved Solids		Analytical Method: SM 2540C Pace Analytical Services - Kansas City							
Total Dissolved Solids	13.0	mg/L	5.0	5.0	1		04/21/21 14:08		
300.0 IC Anions 28 Days		Analytical Method: EPA 300.0 Pace Analytical Services - Kansas City							
Chloride	<0.39	mg/L	1.0	0.39	1		04/19/21 18:30	16887-00-6	
Fluoride	<0.086	mg/L	0.20	0.086	1		04/19/21 18:30	16984-48-8	
Sulfate	<0.42	mg/L	1.0	0.42	1		04/19/21 18:30	14808-79-8	

REPORT OF LABORATORY ANALYSIS

This report shall not be reproduced, except in full,
without the written consent of Pace Analytical Services, LLC.

ANALYTICAL RESULTS

Project: AMEREN SEC SCPB

Pace Project No.: 60366227

Sample: S-LMW-1S **Lab ID: 60366138017** Collected: 04/14/21 09:40 Received: 04/15/21 04:40 Matrix: Water

Parameters	Results	Units	PQL	MDL	DF	Prepared	Analyzed	CAS No.	Qual
200.7 Metals, Total		Analytical Method: EPA 200.7 Preparation Method: EPA 200.7 Pace Analytical Services - Kansas City							
Boron	532	ug/L	100	8.6	1	04/22/21 11:30	05/07/21 07:39	7440-42-8	
Calcium	68900	ug/L	200	75.4	1	04/22/21 11:30	05/07/21 07:39	7440-70-2	
Iron	<21.4	ug/L	50.0	21.4	1	04/22/21 11:30	05/07/21 07:39	7439-89-6	
Magnesium	16800	ug/L	50.0	31.4	1	04/22/21 11:30	05/07/21 07:39	7439-95-4	
Manganese	39.2	ug/L	5.0	0.74	1	04/22/21 11:30	05/07/21 10:52	7439-96-5	
Potassium	6290	ug/L	500	146	1	04/22/21 11:30	05/07/21 07:39	7440-09-7	
Sodium	17200	ug/L	500	254	1	04/22/21 11:30	05/07/21 07:39	7440-23-5	
2320B Alkalinity		Analytical Method: SM 2320B Pace Analytical Services - Kansas City							
Alkalinity, Total as CaCO3	210	mg/L	20.0	7.5	1		04/26/21 19:34		
2540C Total Dissolved Solids		Analytical Method: SM 2540C Pace Analytical Services - Kansas City							
Total Dissolved Solids	316	mg/L	5.0	5.0	1		04/21/21 14:03		
300.0 IC Anions 28 Days		Analytical Method: EPA 300.0 Pace Analytical Services - Kansas City							
Chloride	18.1	mg/L	1.0	0.39	1		04/23/21 20:48	16887-00-6	
Fluoride	0.54	mg/L	0.20	0.086	1		04/23/21 20:48	16984-48-8	
Sulfate	41.4	mg/L	5.0	2.1	5		04/25/21 11:29	14808-79-8	

REPORT OF LABORATORY ANALYSIS

This report shall not be reproduced, except in full,
without the written consent of Pace Analytical Services, LLC.

ANALYTICAL RESULTS

Project: AMEREN SEC SCPB

Pace Project No.: 60366227

Sample: S-LMW-2S **Lab ID: 60366138006** Collected: 04/12/21 09:40 Received: 04/14/21 03:50 Matrix: Water

Parameters	Results	Units	PQL	MDL	DF	Prepared	Analyzed	CAS No.	Qual
200.7 Metals, Total		Analytical Method: EPA 200.7 Preparation Method: EPA 200.7 Pace Analytical Services - Kansas City							
Boron	10400	ug/L	100	8.6	1	04/22/21 11:30	04/30/21 23:28	7440-42-8	M1
Calcium	199000	ug/L	200	75.4	1	04/22/21 11:30	04/30/21 23:28	7440-70-2	M1
Iron	45.0J	ug/L	50.0	21.4	1	04/22/21 11:30	04/30/21 23:28	7439-89-6	
Magnesium	29400	ug/L	50.0	31.4	1	04/22/21 11:30	04/30/21 23:28	7439-95-4	
Manganese	407	ug/L	5.0	0.74	1	04/22/21 11:30	04/30/21 23:28	7439-96-5	
Potassium	9890	ug/L	500	146	1	04/22/21 11:30	04/30/21 23:28	7440-09-7	
Sodium	70800	ug/L	500	254	1	04/22/21 11:30	04/30/21 23:28	7440-23-5	
2320B Alkalinity		Analytical Method: SM 2320B Pace Analytical Services - Kansas City							
Alkalinity, Total as CaCO3	338	mg/L	20.0	7.5	1		04/21/21 19:43		
2540C Total Dissolved Solids		Analytical Method: SM 2540C Pace Analytical Services - Kansas City							
Total Dissolved Solids	989	mg/L	10.0	10.0	1		04/19/21 17:49		
300.0 IC Anions 28 Days		Analytical Method: EPA 300.0 Pace Analytical Services - Kansas City							
Chloride	120	mg/L	20.0	7.8	20		04/27/21 11:53	16887-00-6	
Fluoride	<0.086	mg/L	0.20	0.086	1		04/27/21 10:56	16984-48-8	
Sulfate	258	mg/L	20.0	8.4	20		04/27/21 11:53	14808-79-8	

REPORT OF LABORATORY ANALYSIS

This report shall not be reproduced, except in full,
without the written consent of Pace Analytical Services, LLC.

ANALYTICAL RESULTS

Project: AMEREN SEC SCPB

Pace Project No.: 60366227

Sample: S-LMW-4S **Lab ID: 60366138007** Collected: 04/12/21 13:57 Received: 04/14/21 03:50 Matrix: Water

Parameters	Results	Units	PQL	MDL	DF	Prepared	Analyzed	CAS No.	Qual
200.7 Metals, Total		Analytical Method: EPA 200.7 Preparation Method: EPA 200.7 Pace Analytical Services - Kansas City							
Boron	356	ug/L	100	8.6	1	04/22/21 11:30	04/30/21 23:35	7440-42-8	
Calcium	189000	ug/L	200	75.4	1	04/22/21 11:30	04/30/21 23:35	7440-70-2	
Iron	<21.4	ug/L	50.0	21.4	1	04/22/21 11:30	04/30/21 23:35	7439-89-6	
Magnesium	40400	ug/L	50.0	31.4	1	04/22/21 11:30	04/30/21 23:35	7439-95-4	
Manganese	47.4	ug/L	5.0	0.74	1	04/22/21 11:30	04/30/21 23:35	7439-96-5	
Potassium	4860	ug/L	500	146	1	04/22/21 11:30	04/30/21 23:35	7440-09-7	
Sodium	11700	ug/L	500	254	1	04/22/21 11:30	04/30/21 23:35	7440-23-5	
2320B Alkalinity		Analytical Method: SM 2320B Pace Analytical Services - Kansas City							
Alkalinity, Total as CaCO3	591	mg/L	20.0	7.5	1		04/21/21 19:55		
2540C Total Dissolved Solids		Analytical Method: SM 2540C Pace Analytical Services - Kansas City							
Total Dissolved Solids	747	mg/L	10.0	10.0	1		04/19/21 17:50		
300.0 IC Anions 28 Days		Analytical Method: EPA 300.0 Pace Analytical Services - Kansas City							
Chloride	5.4	mg/L	1.0	0.39	1		04/24/21 01:02	16887-00-6	
Fluoride	0.24	mg/L	0.20	0.086	1		04/24/21 01:02	16984-48-8	
Sulfate	50.5	mg/L	5.0	2.1	5		04/24/21 01:18	14808-79-8	

REPORT OF LABORATORY ANALYSIS

This report shall not be reproduced, except in full,
without the written consent of Pace Analytical Services, LLC.

ANALYTICAL RESULTS

Project: AMEREN SEC SCPB

Pace Project No.: 60366227

Sample: S-LMW-5S **Lab ID: 60366138023** Collected: 04/14/21 16:21 Received: 04/15/21 04:40 Matrix: Water

Parameters	Results	Units	PQL	MDL	DF	Prepared	Analyzed	CAS No.	Qual
200.7 Metals, Total		Analytical Method: EPA 200.7 Preparation Method: EPA 200.7 Pace Analytical Services - Kansas City							
Boron	15200	ug/L	100	8.6	1	04/22/21 11:30	04/30/21 19:10	7440-42-8	
Calcium	254000	ug/L	200	75.4	1	04/22/21 11:30	04/30/21 19:10	7440-70-2	
Iron	122	ug/L	50.0	21.4	1	04/22/21 11:30	04/30/21 19:10	7439-89-6	
Magnesium	46900	ug/L	50.0	31.4	1	04/22/21 11:30	04/30/21 19:10	7439-95-4	
Manganese	1420	ug/L	5.0	0.74	1	04/22/21 11:30	04/30/21 19:10	7439-96-5	
Potassium	5000	ug/L	500	146	1	04/22/21 11:30	04/30/21 19:10	7440-09-7	
Sodium	182000	ug/L	500	254	1	04/22/21 11:30	04/30/21 19:10	7440-23-5	
2320B Alkalinity		Analytical Method: SM 2320B Pace Analytical Services - Kansas City							
Alkalinity, Total as CaCO3	349	mg/L	20.0	7.5	1		04/26/21 20:25		
2540C Total Dissolved Solids		Analytical Method: SM 2540C Pace Analytical Services - Kansas City							
Total Dissolved Solids	1670	mg/L	13.3	13.3	1		04/21/21 14:04		
300.0 IC Anions 28 Days		Analytical Method: EPA 300.0 Pace Analytical Services - Kansas City							
Chloride	19.2	mg/L	1.0	0.39	1		04/24/21 02:05	16887-00-6	
Fluoride	0.57	mg/L	0.20	0.086	1		04/24/21 02:05	16984-48-8	
Sulfate	920	mg/L	100	42.1	100		04/24/21 02:37	14808-79-8	

REPORT OF LABORATORY ANALYSIS

This report shall not be reproduced, except in full,
without the written consent of Pace Analytical Services, LLC.

ANALYTICAL RESULTS

Project: AMEREN SEC SCPB

Pace Project No.: 60366227

Sample: S-LMW-6S **Lab ID: 60366138024** Collected: 04/14/21 16:16 Received: 04/15/21 04:40 Matrix: Water

Parameters	Results	Units	PQL	MDL	DF	Prepared	Analyzed	CAS No.	Qual
200.7 Metals, Total		Analytical Method: EPA 200.7 Preparation Method: EPA 200.7 Pace Analytical Services - Kansas City							
Boron	16500	ug/L	100	8.6	1	04/22/21 11:30	04/30/21 19:20	7440-42-8	
Calcium	249000	ug/L	200	75.4	1	04/22/21 11:30	04/30/21 19:20	7440-70-2	
Iron	112	ug/L	50.0	21.4	1	04/22/21 11:30	04/30/21 19:20	7439-89-6	
Magnesium	57700	ug/L	50.0	31.4	1	04/22/21 11:30	04/30/21 19:20	7439-95-4	
Manganese	425	ug/L	5.0	0.74	1	04/22/21 11:30	04/30/21 19:20	7439-96-5	
Potassium	4500	ug/L	500	146	1	04/22/21 11:30	04/30/21 19:20	7440-09-7	
Sodium	66800	ug/L	500	254	1	04/22/21 11:30	04/30/21 19:20	7440-23-5	
2320B Alkalinity		Analytical Method: SM 2320B Pace Analytical Services - Kansas City							
Alkalinity, Total as CaCO3	413	mg/L	20.0	7.5	1		04/26/21 20:30		
2540C Total Dissolved Solids		Analytical Method: SM 2540C Pace Analytical Services - Kansas City							
Total Dissolved Solids	1300	mg/L	13.3	13.3	1		04/21/21 14:04		
300.0 IC Anions 28 Days		Analytical Method: EPA 300.0 Pace Analytical Services - Kansas City							
Chloride	2.6	mg/L	1.0	0.39	1		04/24/21 02:53	16887-00-6	B
Fluoride	0.38	mg/L	0.20	0.086	1		04/24/21 02:53	16984-48-8	
Sulfate	571	mg/L	100	42.1	100		04/24/21 03:24	14808-79-8	

REPORT OF LABORATORY ANALYSIS

This report shall not be reproduced, except in full,
without the written consent of Pace Analytical Services, LLC.

ANALYTICAL RESULTS

Project: AMEREN SEC SCPB

Pace Project No.: 60366227

Sample: S-BMW-1S **Lab ID: 60366138009** Collected: 04/13/21 13:35 Received: 04/14/21 03:50 Matrix: Water

Parameters	Results	Units	PQL	MDL	DF	Prepared	Analyzed	CAS No.	Qual
200.7 Metals, Total		Analytical Method: EPA 200.7 Preparation Method: EPA 200.7 Pace Analytical Services - Kansas City							
Boron	70.8J	ug/L	100	8.6	1	04/22/21 11:30	04/30/21 23:41	7440-42-8	
Calcium	149000	ug/L	200	75.4	1	04/22/21 11:30	04/30/21 23:41	7440-70-2	
Iron	<21.4	ug/L	50.0	21.4	1	04/22/21 11:30	04/30/21 23:41	7439-89-6	
Magnesium	28500	ug/L	50.0	31.4	1	04/22/21 11:30	04/30/21 23:41	7439-95-4	
Manganese	393	ug/L	5.0	0.74	1	04/22/21 11:30	04/30/21 23:41	7439-96-5	
Potassium	397J	ug/L	500	146	1	04/22/21 11:30	04/30/21 23:41	7440-09-7	
Sodium	4750	ug/L	500	254	1	04/22/21 11:30	04/30/21 23:41	7440-23-5	
2320B Alkalinity		Analytical Method: SM 2320B Pace Analytical Services - Kansas City							
Alkalinity, Total as CaCO3	450	mg/L	20.0	7.5	1		04/22/21 19:06		
2540C Total Dissolved Solids		Analytical Method: SM 2540C Pace Analytical Services - Kansas City							
Total Dissolved Solids	579	mg/L	10.0	10.0	1		04/20/21 12:47		
300.0 IC Anions 28 Days		Analytical Method: EPA 300.0 Pace Analytical Services - Kansas City							
Chloride	8.2	mg/L	1.0	0.39	1		04/24/21 02:37	16887-00-6	
Fluoride	0.36	mg/L	0.20	0.086	1		04/24/21 02:37	16984-48-8	
Sulfate	29.4	mg/L	5.0	2.1	5		04/24/21 02:53	14808-79-8	

REPORT OF LABORATORY ANALYSIS

This report shall not be reproduced, except in full,
without the written consent of Pace Analytical Services, LLC.

ANALYTICAL RESULTS

Project: AMEREN SEC SCPB

Pace Project No.: 60366227

Sample: S-BMW-3S **Lab ID: 60366138010** Collected: 04/13/21 12:17 Received: 04/14/21 03:50 Matrix: Water

Parameters	Results	Units	PQL	MDL	DF	Prepared	Analyzed	CAS No.	Qual
200.7 Metals, Total		Analytical Method: EPA 200.7 Preparation Method: EPA 200.7 Pace Analytical Services - Kansas City							
Boron	74.2J	ug/L	100	8.6	1	04/22/21 11:30	04/30/21 23:43	7440-42-8	
Calcium	134000	ug/L	200	75.4	1	04/22/21 11:30	04/30/21 23:43	7440-70-2	
Iron	<21.4	ug/L	50.0	21.4	1	04/22/21 11:30	04/30/21 23:43	7439-89-6	
Magnesium	23800	ug/L	50.0	31.4	1	04/22/21 11:30	04/30/21 23:43	7439-95-4	
Manganese	161	ug/L	5.0	0.74	1	04/22/21 11:30	04/30/21 23:43	7439-96-5	
Potassium	520	ug/L	500	146	1	04/22/21 11:30	04/30/21 23:43	7440-09-7	
Sodium	5470	ug/L	500	254	1	04/22/21 11:30	04/30/21 23:43	7440-23-5	
2320B Alkalinity		Analytical Method: SM 2320B Pace Analytical Services - Kansas City							
Alkalinity, Total as CaCO3	399	mg/L	20.0	7.5	1		04/22/21 19:12		
2540C Total Dissolved Solids		Analytical Method: SM 2540C Pace Analytical Services - Kansas City							
Total Dissolved Solids	509	mg/L	10.0	10.0	1		04/20/21 12:47		
300.0 IC Anions 28 Days		Analytical Method: EPA 300.0 Pace Analytical Services - Kansas City							
Chloride	12.8	mg/L	1.0	0.39	1		04/24/21 03:09	16887-00-6	
Fluoride	0.39	mg/L	0.20	0.086	1		04/24/21 03:09	16984-48-8	
Sulfate	34.8	mg/L	2.0	0.84	2		04/24/21 03:25	14808-79-8	

REPORT OF LABORATORY ANALYSIS

This report shall not be reproduced, except in full,
without the written consent of Pace Analytical Services, LLC.

QUALITY CONTROL DATA

Project: AMEREN SEC SCPB

Pace Project No.: 60366227

QC Batch: 714611

Analysis Method: EPA 200.7

QC Batch Method: EPA 200.7

Analysis Description: 200.7 Metals, Total

Laboratory: Pace Analytical Services - Kansas City

Associated Lab Samples: 60366227001

METHOD BLANK: 2875149

Matrix: Water

Associated Lab Samples: 60366227001

Parameter	Units	Blank Result	Reporting Limit	MDL	Analyzed	Qualifiers
Boron	ug/L	<8.6	100	8.6	04/26/21 10:06	
Calcium	ug/L	<75.4	200	75.4	04/26/21 10:06	
Iron	ug/L	<21.4	50.0	21.4	04/26/21 10:06	
Magnesium	ug/L	<31.4	50.0	31.4	04/26/21 10:06	
Manganese	ug/L	<0.74	5.0	0.74	04/26/21 10:06	
Potassium	ug/L	<146	500	146	04/26/21 10:06	
Sodium	ug/L	<254	500	254	04/26/21 10:06	

LABORATORY CONTROL SAMPLE: 2875150

Parameter	Units	Spike Conc.	LCS Result	LCS % Rec	% Rec Limits	Qualifiers
Boron	ug/L	1000	958	96	85-115	
Calcium	ug/L	10000	10100	101	85-115	
Iron	ug/L	10000	10200	102	85-115	
Magnesium	ug/L	10000	9960	100	85-115	
Manganese	ug/L	1000	970	97	85-115	
Potassium	ug/L	10000	9640	96	85-115	
Sodium	ug/L	10000	9970	100	85-115	

MATRIX SPIKE SAMPLE: 2875151

Parameter	Units	60366138002 Result	Spike Conc.	MS Result	MS % Rec	% Rec Limits	Qualifiers
Boron	ug/L	56.2J	1000	1020	97	70-130	
Calcium	ug/L	124000	10000	133000	96	70-130	
Iron	ug/L	7900	10000	17700	98	70-130	
Magnesium	ug/L	31000	10000	40600	95	70-130	
Manganese	ug/L	496	1000	1440	95	70-130	
Potassium	ug/L	3640	10000	13300	97	70-130	
Sodium	ug/L	5180	10000	15000	98	70-130	

MATRIX SPIKE & MATRIX SPIKE DUPLICATE: 2875152 2875153

Parameter	Units	60366222004 Result	MS Spike Conc.	MSD Spike Conc.	MS Result	MSD Result	MS % Rec	MSD % Rec	% Rec Limits	RPD	Max RPD	Qual
Boron	ug/L	15600	1000	1000	16300	16500	72	92	70-130	1	20	
Calcium	ug/L	93000	10000	10000	102000	103000	91	102	70-130	1	20	

Results presented on this page are in the units indicated by the "Units" column except where an alternate unit is presented to the right of the result.

REPORT OF LABORATORY ANALYSIS

This report shall not be reproduced, except in full,
without the written consent of Pace Analytical Services, LLC.

QUALITY CONTROL DATA

Project: AMEREN SEC SCPB

Pace Project No.: 60366227

MATRIX SPIKE & MATRIX SPIKE DUPLICATE: 2875152												2875153	
Parameter	Units	60366222004 Result	MS	MSD	MS	MSD	MS	MSD	% Rec	% Rec Limits	RPD	Max RPD	Qual
			Spike Conc.	Spike Conc.	Result	Result	% Rec	% Rec					
Iron	ug/L	3700	10000	10000	13400	13600	97	98	70-130	1	20		
Magnesium	ug/L	19100	10000	10000	28500	28600	94	95	70-130	1	20		
Manganese	ug/L	381	1000	1000	1310	1330	93	95	70-130	1	20		
Potassium	ug/L	10100	10000	10000	19500	19700	94	96	70-130	1	20		
Sodium	ug/L	33800	10000	10000	43000	43200	92	95	70-130	1	20		

Results presented on this page are in the units indicated by the "Units" column except where an alternate unit is presented to the right of the result.

REPORT OF LABORATORY ANALYSIS

This report shall not be reproduced, except in full,
without the written consent of Pace Analytical Services, LLC.

QUALITY CONTROL DATA

Project: AMEREN SEC SCPB
Pace Project No.: 60366227

QC Batch: 714802 Analysis Method: EPA 200.7
QC Batch Method: EPA 200.7 Analysis Description: 200.7 Metals, Total
Laboratory: Pace Analytical Services - Kansas City
Associated Lab Samples: 60366227002, 60366227003, 60366227004, 60366227005, 60366227006

METHOD BLANK: 2875918 Matrix: Water
Associated Lab Samples: 60366227002, 60366227003, 60366227004, 60366227005, 60366227006

Parameter	Units	Blank Result	Reporting Limit	MDL	Analyzed	Qualifiers
Boron	ug/L	28.8J	100	8.6	04/26/21 11:09	
Calcium	ug/L	<75.4	200	75.4	04/26/21 11:09	
Iron	ug/L	<21.4	50.0	21.4	04/26/21 11:09	
Magnesium	ug/L	<31.4	50.0	31.4	04/26/21 11:09	
Manganese	ug/L	<0.74	5.0	0.74	04/26/21 11:09	
Potassium	ug/L	<146	500	146	04/26/21 11:09	
Sodium	ug/L	<254	500	254	04/26/21 11:09	

LABORATORY CONTROL SAMPLE: 2875919

Parameter	Units	Spike Conc.	LCS Result	LCS % Rec	% Rec Limits	Qualifiers
Boron	ug/L	1000	953	95	85-115	
Calcium	ug/L	10000	10200	102	85-115	
Iron	ug/L	10000	9930	99	85-115	
Magnesium	ug/L	10000	9820	98	85-115	
Manganese	ug/L	1000	951	95	85-115	
Potassium	ug/L	10000	9360	94	85-115	
Sodium	ug/L	10000	9800	98	85-115	

MATRIX SPIKE & MATRIX SPIKE DUPLICATE: 2875920 2875921

Parameter	Units	60366227002		2875921		MS % Rec	MSD % Rec	% Rec Limits	RPD	Max RPD	Qual
		Result	MS Spike Conc.	MSD Spike Conc.	MS Result						
Boron	ug/L	232	1000	1000	1200	1190	97	96	70-130	1	20
Calcium	ug/L	161000	10000	10000	168000	166000	67	51	70-130	1	20 M1
Iron	ug/L	64.3	10000	10000	9860	9940	98	99	70-130	1	20
Magnesium	ug/L	32200	10000	10000	41600	41000	94	88	70-130	1	20
Manganese	ug/L	12.1	1000	1000	953	953	94	94	70-130	0	20
Potassium	ug/L	4300	10000	10000	13900	13900	96	96	70-130	0	20
Sodium	ug/L	19200	10000	10000	28500	28300	94	92	70-130	1	20

Results presented on this page are in the units indicated by the "Units" column except where an alternate unit is presented to the right of the result.

REPORT OF LABORATORY ANALYSIS

This report shall not be reproduced, except in full,
without the written consent of Pace Analytical Services, LLC.

QUALITY CONTROL DATA

Project: AMEREN SEC SCPB
Pace Project No.: 60366227

QC Batch: 715283 Analysis Method: EPA 200.7
QC Batch Method: EPA 200.7 Analysis Description: 200.7 Metals, Total
Laboratory: Pace Analytical Services - Kansas City

Associated Lab Samples: 60366227007, 60366227008

METHOD BLANK: 2878023 Matrix: Water
Associated Lab Samples: 60366227007, 60366227008

Parameter	Units	Blank Result	Reporting Limit	MDL	Analyzed	Qualifiers
Boron	ug/L	<8.6	100	8.6	04/20/21 16:03	
Calcium	ug/L	<75.4	200	75.4	04/20/21 16:03	
Iron	ug/L	<21.4	50.0	21.4	04/20/21 16:03	
Magnesium	ug/L	<31.4	50.0	31.4	04/20/21 16:03	
Manganese	ug/L	<0.74	5.0	0.74	04/20/21 16:03	
Potassium	ug/L	<146	500	146	04/20/21 16:03	
Sodium	ug/L	<254	500	254	04/20/21 16:03	

LABORATORY CONTROL SAMPLE: 2878024

Parameter	Units	Spike Conc.	LCS Result	LCS % Rec	% Rec Limits	Qualifiers
Boron	ug/L	1000	980	98	85-115	
Calcium	ug/L	10000	9920	99	85-115	
Iron	ug/L	10000	10100	101	85-115	
Magnesium	ug/L	10000	9940	99	85-115	
Manganese	ug/L	1000	972	97	85-115	
Potassium	ug/L	10000	9810	98	85-115	
Sodium	ug/L	10000	9940	99	85-115	

MATRIX SPIKE & MATRIX SPIKE DUPLICATE: 2878025 2878026

Parameter	Units	60366586002		MSD		MS		MSD		% Rec Limits	RPD	Max RPD	Qual
		Result	MS Spike Conc.	MSD Spike Conc.	MS Result	MSD Result	MS % Rec	MSD % Rec					
Boron	ug/L	146	1000	1000	1120	1160	97	101	70-130	4	20		
Calcium	ug/L	146000	10000	10000	151000	162000	53	167	70-130	7	20	M1	
Iron	ug/L	<21.4	10000	10000	9720	10200	97	102	70-130	5	20		
Magnesium	ug/L	34500	10000	10000	43200	46300	87	118	70-130	7	20		
Manganese	ug/L	63.7	1000	1000	995	1040	93	98	70-130	4	20		
Potassium	ug/L	7900	10000	10000	17400	18400	95	106	70-130	6	20		
Sodium	ug/L	32600	10000	10000	41400	44500	89	120	70-130	7	20		

MATRIX SPIKE SAMPLE: 2878027

Parameter	Units	60366586004 Result	Spike Conc.	MS Result	MS % Rec	% Rec Limits	Qualifiers
Boron	ug/L	103	1000	1100	100	70-130	
Calcium	ug/L	135000	10000	146000	114	70-130	

Results presented on this page are in the units indicated by the "Units" column except where an alternate unit is presented to the right of the result.

REPORT OF LABORATORY ANALYSIS

This report shall not be reproduced, except in full,
without the written consent of Pace Analytical Services, LLC.

QUALITY CONTROL DATA

Project: AMEREN SEC SCPB

Pace Project No.: 60366227

MATRIX SPIKE SAMPLE:		2878027					
Parameter	Units	60366586004 Result	Spike Conc.	MS Result	MS % Rec	% Rec Limits	Qualifiers
Iron	ug/L	3790	10000	13800	100	70-130	
Magnesium	ug/L	29600	10000	39800	101	70-130	
Manganese	ug/L	471	1000	1440	97	70-130	
Potassium	ug/L	5770	10000	15900	101	70-130	
Sodium	ug/L	4820	10000	15000	101	70-130	

Results presented on this page are in the units indicated by the "Units" column except where an alternate unit is presented to the right of the result.

REPORT OF LABORATORY ANALYSIS

This report shall not be reproduced, except in full,
without the written consent of Pace Analytical Services, LLC.

QUALITY CONTROL DATA

Project: AMEREN SEC SCPB
Pace Project No.: 60366227

QC Batch: 716201 Analysis Method: EPA 200.7
QC Batch Method: EPA 200.7 Analysis Description: 200.7 Metals, Total
Laboratory: Pace Analytical Services - Kansas City
Associated Lab Samples: 60366138006, 60366138007, 60366138009, 60366138010, 60366138017

METHOD BLANK: 2881020 Matrix: Water
Associated Lab Samples: 60366138006, 60366138007, 60366138009, 60366138010, 60366138017

Parameter	Units	Blank Result	Reporting Limit	MDL	Analyzed	Qualifiers
Boron	ug/L	<8.6	100	8.6	04/30/21 23:10	
Calcium	ug/L	<75.4	200	75.4	04/30/21 23:10	
Iron	ug/L	<21.4	50.0	21.4	04/30/21 23:10	
Magnesium	ug/L	<31.4	50.0	31.4	04/30/21 23:10	
Manganese	ug/L	<0.74	5.0	0.74	04/30/21 23:10	
Potassium	ug/L	<146	500	146	04/30/21 23:10	
Sodium	ug/L	<254	500	254	05/07/21 07:17	

LABORATORY CONTROL SAMPLE: 2881021

Parameter	Units	Spike Conc.	LCS Result	LCS % Rec	% Rec Limits	Qualifiers
Boron	ug/L	1000	988	99	85-115	
Calcium	ug/L	10000	10200	102	85-115	
Iron	ug/L	10000	10100	101	85-115	
Magnesium	ug/L	10000	9920	99	85-115	
Manganese	ug/L	1000	984	98	85-115	
Potassium	ug/L	10000	10200	102	85-115	
Sodium	ug/L	10000	10400	104	85-115	

MATRIX SPIKE & MATRIX SPIKE DUPLICATE: 2881022 2881023

Parameter	Units	60366138006		2881023		MS % Rec	MSD % Rec	% Rec Limits	RPD	Max RPD	Qual
		MS Spike Conc.	MSD Spike Conc.	MS Result	MSD Result						
Boron	ug/L	10400	1000	1000	11200	11000	78	50	70-130	3	20 M1
Calcium	ug/L	199000	10000	10000	215000	209000	166	105	70-130	3	20 M1
Iron	ug/L	45.0J	10000	10000	10000	9750	100	97	70-130	3	20
Magnesium	ug/L	29400	10000	10000	40400	39200	110	98	70-130	3	20
Manganese	ug/L	407	1000	1000	1390	1360	98	95	70-130	2	20
Potassium	ug/L	9890	10000	10000	20700	20200	108	104	70-130	2	20
Sodium	ug/L	70800	10000	10000	81200	78600	103	78	70-130	3	20

MATRIX SPIKE SAMPLE: 2881024

Parameter	Units	60366138014 Result	Spike Conc.	MS Result	MS % Rec	% Rec Limits	Qualifiers
Boron	ug/L	6000	1000	7050	105	70-130	
Calcium	ug/L	144000	10000	153000	81	70-130	

Results presented on this page are in the units indicated by the "Units" column except where an alternate unit is presented to the right of the result.

REPORT OF LABORATORY ANALYSIS

This report shall not be reproduced, except in full,
without the written consent of Pace Analytical Services, LLC.

QUALITY CONTROL DATA

Project: AMEREN SEC SCPB

Pace Project No.: 60366227

MATRIX SPIKE SAMPLE:		2881024					
Parameter	Units	60366138014 Result	Spike Conc.	MS Result	MS % Rec	% Rec Limits	Qualifiers
Iron	ug/L	9430	10000	18900	95	70-130	
Magnesium	ug/L	35300	10000	45500	102	70-130	
Manganese	ug/L	1130	1000	2140	102	70-130	
Potassium	ug/L	5020	10000	15700	107	70-130	
Sodium	ug/L	22600	10000	32700	101	70-130	

Results presented on this page are in the units indicated by the "Units" column except where an alternate unit is presented to the right of the result.

REPORT OF LABORATORY ANALYSIS

This report shall not be reproduced, except in full,
without the written consent of Pace Analytical Services, LLC.

QUALITY CONTROL DATA

Project: AMEREN SEC SCPB

Pace Project No.: 60366227

QC Batch:	716203	Analysis Method:	EPA 200.7
QC Batch Method:	EPA 200.7	Analysis Description:	200.7 Metals, Total
		Laboratory:	Pace Analytical Services - Kansas City

Associated Lab Samples: 60366138023, 60366138024

METHOD BLANK: 2881028 Matrix: Water

Associated Lab Samples: 60366138023, 60366138024

Parameter	Units	Blank Result	Reporting Limit	MDL	Analyzed	Qualifiers
Boron	ug/L	<8.6	100	8.6	04/30/21 18:55	
Calcium	ug/L	<75.4	200	75.4	04/30/21 18:55	
Iron	ug/L	<21.4	50.0	21.4	04/30/21 18:55	
Magnesium	ug/L	<31.4	50.0	31.4	04/30/21 18:55	
Manganese	ug/L	<0.74	5.0	0.74	04/30/21 18:55	
Potassium	ug/L	<146	500	146	04/30/21 18:55	
Sodium	ug/L	<254	500	254	04/30/21 18:55	

LABORATORY CONTROL SAMPLE: 2881029

Parameter	Units	Spike Conc.	LCS Result	LCS % Rec	% Rec Limits	Qualifiers
Boron	ug/L	1000	955	95	85-115	
Calcium	ug/L	10000	11000	110	85-115	
Iron	ug/L	10000	9660	97	85-115	
Magnesium	ug/L	10000	9620	96	85-115	
Manganese	ug/L	1000	945	94	85-115	
Potassium	ug/L	10000	10000	100	85-115	
Sodium	ug/L	10000	10900	109	85-115	

MATRIX SPIKE & MATRIX SPIKE DUPLICATE: 2881030 2881031

Parameter	Units	60366969001		2881030		2881031		% Rec	% Rec	% Rec Limits	RPD	Max RPD	Qual
		MS Result	MSD Spike Conc.	MS Result	MSD Spike Conc.	MS Result	MSD Result						
Boron	ug/L	4420	1000	1000	5220	5370	80	95	70-130	3	20		
Calcium	ug/L	120000	10000	10000	125000	130000	48	92	70-130	3	20	M1	
Iron	ug/L	16600	10000	10000	25100	26300	85	96	70-130	4	20		
Magnesium	ug/L	20800	10000	10000	29000	30200	82	94	70-130	4	20		
Manganese	ug/L	1480	1000	1000	2340	2430	86	94	70-130	4	20		
Potassium	ug/L	5840	10000	10000	15800	16000	99	102	70-130	2	20		
Sodium	ug/L	31200	10000	10000	39600	40600	83	94	70-130	3	20		

Results presented on this page are in the units indicated by the "Units" column except where an alternate unit is presented to the right of the result.

REPORT OF LABORATORY ANALYSIS

This report shall not be reproduced, except in full,
without the written consent of Pace Analytical Services, LLC.

QUALITY CONTROL DATA

Project: AMEREN SEC SCPB

Pace Project No.: 60366227

QC Batch: 714700

Analysis Method: SM 2320B

QC Batch Method: SM 2320B

Analysis Description: 2320B Alkalinity

Laboratory: Pace Analytical Services - Kansas City

Associated Lab Samples: 60366227001

METHOD BLANK: 2875429

Matrix: Water

Associated Lab Samples: 60366227001

Parameter	Units	Blank Result	Reporting Limit	MDL	Analyzed	Qualifiers
Alkalinity, Total as CaCO ₃	mg/L	<7.5	20.0	7.5	04/15/21 18:01	

LABORATORY CONTROL SAMPLE: 2875430

Parameter	Units	Spike Conc.	LCS Result	LCS % Rec	% Rec Limits	Qualifiers
Alkalinity, Total as CaCO ₃	mg/L	500	502	100	90-110	

SAMPLE DUPLICATE: 2875431

Parameter	Units	60366282001 Result	Dup Result	RPD	Max RPD	Qualifiers
Alkalinity, Total as CaCO ₃	mg/L	312	313	0	10	

SAMPLE DUPLICATE: 2875432

Parameter	Units	60366222004 Result	Dup Result	RPD	Max RPD	Qualifiers
Alkalinity, Total as CaCO ₃	mg/L	249	257	3	10	

Results presented on this page are in the units indicated by the "Units" column except where an alternate unit is presented to the right of the result.

REPORT OF LABORATORY ANALYSIS

This report shall not be reproduced, except in full,
without the written consent of Pace Analytical Services, LLC.

QUALITY CONTROL DATA

Project: AMEREN SEC SCPB

Pace Project No.: 60366227

QC Batch: 715392	Analysis Method: SM 2320B
QC Batch Method: SM 2320B	Analysis Description: 2320B Alkalinity
	Laboratory: Pace Analytical Services - Kansas City

Associated Lab Samples: 60366227007, 60366227008

METHOD BLANK: 2878406 Matrix: Water

Associated Lab Samples: 60366227007, 60366227008

Parameter	Units	Blank Result	Reporting Limit	MDL	Analyzed	Qualifiers
Alkalinity, Total as CaCO3	mg/L	<7.5	20.0	7.5	04/19/21 11:53	

LABORATORY CONTROL SAMPLE: 2878407

Parameter	Units	Spike Conc.	LCS Result	LCS % Rec	% Rec Limits	Qualifiers
Alkalinity, Total as CaCO3	mg/L	500	501	100	90-110	

SAMPLE DUPLICATE: 2878408

Parameter	Units	60366498001 Result	Dup Result	RPD	Max RPD	Qualifiers
Alkalinity, Total as CaCO3	mg/L	1280	1320	3	10	

SAMPLE DUPLICATE: 2878409

Parameter	Units	60366586006 Result	Dup Result	RPD	Max RPD	Qualifiers
Alkalinity, Total as CaCO3	mg/L	426	435	2	10	

Results presented on this page are in the units indicated by the "Units" column except where an alternate unit is presented to the right of the result.

REPORT OF LABORATORY ANALYSIS

This report shall not be reproduced, except in full,
without the written consent of Pace Analytical Services, LLC.

QUALITY CONTROL DATA

Project: AMEREN SEC SCPB

Pace Project No.: 60366227

QC Batch: 716011 Analysis Method: SM 2320B
 QC Batch Method: SM 2320B Analysis Description: 2320B Alkalinity
 Laboratory: Pace Analytical Services - Kansas City
 Associated Lab Samples: 60366138006, 60366138007, 60366227002, 60366227003, 60366227004, 60366227005, 60366227006

METHOD BLANK: 2880339 Matrix: Water
 Associated Lab Samples: 60366138006, 60366138007, 60366227002, 60366227003, 60366227004, 60366227005, 60366227006

Parameter	Units	Blank Result	Reporting Limit	MDL	Analyzed	Qualifiers
Alkalinity, Total as CaCO3	mg/L	<7.5	20.0	7.5	04/21/21 18:12	

LABORATORY CONTROL SAMPLE: 2880340

Parameter	Units	Spike Conc.	LCS Result	LCS % Rec	% Rec Limits	Qualifiers
Alkalinity, Total as CaCO3	mg/L	500	503	101	90-110	

SAMPLE DUPLICATE: 2880341

Parameter	Units	60366666001 Result	Dup Result	RPD	Max RPD	Qualifiers
Alkalinity, Total as CaCO3	mg/L	1460	1330	10	10	

SAMPLE DUPLICATE: 2880342

Parameter	Units	60366138006 Result	Dup Result	RPD	Max RPD	Qualifiers
Alkalinity, Total as CaCO3	mg/L	338	333	2	10	

Results presented on this page are in the units indicated by the "Units" column except where an alternate unit is presented to the right of the result.

REPORT OF LABORATORY ANALYSIS

This report shall not be reproduced, except in full,
without the written consent of Pace Analytical Services, LLC.

QUALITY CONTROL DATA

Project: AMEREN SEC SCPB

Pace Project No.: 60366227

QC Batch: 716345

Analysis Method: SM 2320B

QC Batch Method: SM 2320B

Analysis Description: 2320B Alkalinity

Laboratory: Pace Analytical Services - Kansas City

Associated Lab Samples: 60366138009, 60366138010

METHOD BLANK: 2881690

Matrix: Water

Associated Lab Samples: 60366138009, 60366138010

Parameter	Units	Blank Result	Reporting Limit	MDL	Analyzed	Qualifiers
Alkalinity, Total as CaCO ₃	mg/L	<7.5	20.0	7.5	04/22/21 17:58	

LABORATORY CONTROL SAMPLE: 2881691

Parameter	Units	Spike Conc.	LCS Result	LCS % Rec	% Rec Limits	Qualifiers
Alkalinity, Total as CaCO ₃	mg/L	500	511	102	90-110	

SAMPLE DUPLICATE: 2881692

Parameter	Units	60366511001 Result	Dup Result	RPD	Max RPD	Qualifiers
Alkalinity, Total as CaCO ₃	mg/L	133	129	3	10	

SAMPLE DUPLICATE: 2881693

Parameter	Units	60366586001 Result	Dup Result	RPD	Max RPD	Qualifiers
Alkalinity, Total as CaCO ₃	mg/L	257	263	2	10	

Results presented on this page are in the units indicated by the "Units" column except where an alternate unit is presented to the right of the result.

REPORT OF LABORATORY ANALYSIS

This report shall not be reproduced, except in full,
without the written consent of Pace Analytical Services, LLC.

QUALITY CONTROL DATA

Project: AMEREN SEC SCPB
Pace Project No.: 60366227

QC Batch: 716860 Analysis Method: SM 2320B
QC Batch Method: SM 2320B Analysis Description: 2320B Alkalinity
Laboratory: Pace Analytical Services - Kansas City

Associated Lab Samples: 60366138017, 60366138023, 60366138024

METHOD BLANK: 2883949 Matrix: Water
Associated Lab Samples: 60366138017, 60366138023, 60366138024

Parameter	Units	Blank Result	Reporting Limit	MDL	Analyzed	Qualifiers
Alkalinity, Total as CaCO3	mg/L	<7.5	20.0	7.5	04/26/21 18:16	

LABORATORY CONTROL SAMPLE: 2883950

Parameter	Units	Spike Conc.	LCS Result	LCS % Rec	% Rec Limits	Qualifiers
Alkalinity, Total as CaCO3	mg/L	500	507	101	90-110	

SAMPLE DUPLICATE: 2883951

Parameter	Units	60367196001 Result	Dup Result	RPD	Max RPD	Qualifiers
Alkalinity, Total as CaCO3	mg/L	1330	1310	2	10	

SAMPLE DUPLICATE: 2883952

Parameter	Units	60366138017 Result	Dup Result	RPD	Max RPD	Qualifiers
Alkalinity, Total as CaCO3	mg/L	210	210	0	10	

Results presented on this page are in the units indicated by the "Units" column except where an alternate unit is presented to the right of the result.

REPORT OF LABORATORY ANALYSIS

This report shall not be reproduced, except in full,
without the written consent of Pace Analytical Services, LLC.

QUALITY CONTROL DATA

Project: AMEREN SEC SCPB

Pace Project No.: 60366227

QC Batch: 714769

Analysis Method: SM 2540C

QC Batch Method: SM 2540C

Analysis Description: 2540C Total Dissolved Solids

Laboratory: Pace Analytical Services - Kansas City

Associated Lab Samples: 60366227001

METHOD BLANK: 2875773

Matrix: Water

Associated Lab Samples: 60366227001

Parameter	Units	Blank Result	Reporting Limit	MDL	Analyzed	Qualifiers
Total Dissolved Solids	mg/L	<5.0	5.0	5.0	04/15/21 13:21	

LABORATORY CONTROL SAMPLE: 2875774

Parameter	Units	Spike Conc.	LCS Result	LCS % Rec	% Rec Limits	Qualifiers
Total Dissolved Solids	mg/L	1000	1040	104	80-120	

SAMPLE DUPLICATE: 2875775

Parameter	Units	60366282001 Result	Dup Result	RPD	Max RPD	Qualifiers
Total Dissolved Solids	mg/L	5000	5180	3	10	

SAMPLE DUPLICATE: 2875776

Parameter	Units	60366283001 Result	Dup Result	RPD	Max RPD	Qualifiers
Total Dissolved Solids	mg/L	4730	4830	2	10	

Results presented on this page are in the units indicated by the "Units" column except where an alternate unit is presented to the right of the result.

REPORT OF LABORATORY ANALYSIS

This report shall not be reproduced, except in full,
without the written consent of Pace Analytical Services, LLC.

QUALITY CONTROL DATA

Project: AMEREN SEC SCPB

Pace Project No.: 60366227

QC Batch:	715580	Analysis Method:	SM 2540C
QC Batch Method:	SM 2540C	Analysis Description:	2540C Total Dissolved Solids
		Laboratory:	Pace Analytical Services - Kansas City

Associated Lab Samples: 60366138006, 60366138007, 60366227002, 60366227003, 60366227004, 60366227005, 60366227006

METHOD BLANK:	2878845	Matrix:	Water
---------------	---------	---------	-------

Associated Lab Samples: 60366138006, 60366138007, 60366227002, 60366227003, 60366227004, 60366227005, 60366227006

Parameter	Units	Blank Result	Reporting Limit	MDL	Analyzed	Qualifiers
Total Dissolved Solids	mg/L	<5.0	5.0	5.0	04/19/21 17:49	

LABORATORY CONTROL SAMPLE: 2878846						
Parameter	Units	Spike Conc.	LCS Result	LCS % Rec	% Rec Limits	Qualifiers
Total Dissolved Solids	mg/L	1000	1010	101	80-120	

SAMPLE DUPLICATE: 2878847						
Parameter	Units	60366138006 Result	Dup Result	RPD	Max RPD	Qualifiers
Total Dissolved Solids	mg/L	989	974	2	10	

SAMPLE DUPLICATE: 2878848						
Parameter	Units	60366782002 Result	Dup Result	RPD	Max RPD	Qualifiers
Total Dissolved Solids	mg/L	3330	3110	7	10	

Results presented on this page are in the units indicated by the "Units" column except where an alternate unit is presented to the right of the result.

REPORT OF LABORATORY ANALYSIS

This report shall not be reproduced, except in full,
without the written consent of Pace Analytical Services, LLC.

QUALITY CONTROL DATA

Project: AMEREN SEC SCPB

Pace Project No.: 60366227

QC Batch: 715646	Analysis Method: SM 2540C
QC Batch Method: SM 2540C	Analysis Description: 2540C Total Dissolved Solids
	Laboratory: Pace Analytical Services - Kansas City

Associated Lab Samples: 60366138009, 60366138010

METHOD BLANK: 2879035 Matrix: Water

Associated Lab Samples: 60366138009, 60366138010

Parameter	Units	Blank Result	Reporting Limit	MDL	Analyzed	Qualifiers
Total Dissolved Solids	mg/L	<5.0	5.0	5.0	04/20/21 12:46	

LABORATORY CONTROL SAMPLE: 2879036

Parameter	Units	Spike Conc.	LCS Result	LCS % Rec	% Rec Limits	Qualifiers
Total Dissolved Solids	mg/L	1000	1000	100	80-120	

SAMPLE DUPLICATE: 2879037

Parameter	Units	60366586001 Result	Dup Result	RPD	Max RPD	Qualifiers
Total Dissolved Solids	mg/L	373	376	1	10	

SAMPLE DUPLICATE: 2879038

Parameter	Units	60366588003 Result	Dup Result	RPD	Max RPD	Qualifiers
Total Dissolved Solids	mg/L	445	437	2	10	

Results presented on this page are in the units indicated by the "Units" column except where an alternate unit is presented to the right of the result.

REPORT OF LABORATORY ANALYSIS

This report shall not be reproduced, except in full,
without the written consent of Pace Analytical Services, LLC.

QUALITY CONTROL DATA

Project: AMEREN SEC SCPB

Pace Project No.: 60366227

QC Batch: 715937 Analysis Method: SM 2540C
 QC Batch Method: SM 2540C Analysis Description: 2540C Total Dissolved Solids
 Laboratory: Pace Analytical Services - Kansas City
 Associated Lab Samples: 60366138017, 60366138023, 60366138024

METHOD BLANK: 2880011 Matrix: Water
 Associated Lab Samples: 60366138017, 60366138023, 60366138024

Parameter	Units	Blank Result	Reporting Limit	MDL	Analyzed	Qualifiers
Total Dissolved Solids	mg/L	<5.0	5.0	5.0	04/21/21 14:01	

LABORATORY CONTROL SAMPLE: 2880012

Parameter	Units	Spike Conc.	LCS Result	LCS % Rec	% Rec Limits	Qualifiers
Total Dissolved Solids	mg/L	1000	990	99	80-120	

SAMPLE DUPLICATE: 2880013

Parameter	Units	60366724005 Result	Dup Result	RPD	Max RPD	Qualifiers
Total Dissolved Solids	mg/L	1680	1540	8	10	

SAMPLE DUPLICATE: 2880014

Parameter	Units	60366138022 Result	Dup Result	RPD	Max RPD	Qualifiers
Total Dissolved Solids	mg/L	1010	1070	6	10	

Results presented on this page are in the units indicated by the "Units" column except where an alternate unit is presented to the right of the result.

REPORT OF LABORATORY ANALYSIS

This report shall not be reproduced, except in full,
 without the written consent of Pace Analytical Services, LLC.

QUALITY CONTROL DATA

Project: AMEREN SEC SCPB

Pace Project No.: 60366227

QC Batch: 715938

Analysis Method: SM 2540C

QC Batch Method: SM 2540C

Analysis Description: 2540C Total Dissolved Solids

Laboratory: Pace Analytical Services - Kansas City

Associated Lab Samples: 60366227007, 60366227008

METHOD BLANK: 2880019

Matrix: Water

Associated Lab Samples: 60366227007, 60366227008

Parameter	Units	Blank Result	Reporting Limit	MDL	Analyzed	Qualifiers
Total Dissolved Solids	mg/L	<5.0	5.0	5.0	04/21/21 14:06	

LABORATORY CONTROL SAMPLE: 2880020

Parameter	Units	Spike Conc.	LCS Result	LCS % Rec	% Rec Limits	Qualifiers
Total Dissolved Solids	mg/L	1000	992	99	80-120	

SAMPLE DUPLICATE: 2880021

Parameter	Units	60366586008 Result	Dup Result	RPD	Max RPD	Qualifiers
Total Dissolved Solids	mg/L	<5.0	<5.0		10	

Results presented on this page are in the units indicated by the "Units" column except where an alternate unit is presented to the right of the result.

REPORT OF LABORATORY ANALYSIS

This report shall not be reproduced, except in full,
without the written consent of Pace Analytical Services, LLC.

QUALITY CONTROL DATA

Project: AMEREN SEC SCPB

Pace Project No.: 60366227

QC Batch:	715327	Analysis Method:	EPA 300.0
QC Batch Method:	EPA 300.0	Analysis Description:	300.0 IC Anions
		Laboratory:	Pace Analytical Services - Kansas City

Associated Lab Samples: 60366227007, 60366227008

METHOD BLANK: 2878144 Matrix: Water

Associated Lab Samples: 60366227007, 60366227008

Parameter	Units	Blank Result	Reporting Limit	MDL	Analyzed	Qualifiers
Chloride	mg/L	<0.39	1.0	0.39	04/19/21 09:31	
Fluoride	mg/L	<0.086	0.20	0.086	04/19/21 09:31	
Sulfate	mg/L	<0.42	1.0	0.42	04/19/21 09:31	

METHOD BLANK: 2880162 Matrix: Water

Associated Lab Samples: 60366227007, 60366227008

Parameter	Units	Blank Result	Reporting Limit	MDL	Analyzed	Qualifiers
Chloride	mg/L	<0.39	1.0	0.39	04/20/21 07:53	
Fluoride	mg/L	<0.086	0.20	0.086	04/20/21 07:53	
Sulfate	mg/L	<0.42	1.0	0.42	04/20/21 07:53	

LABORATORY CONTROL SAMPLE: 2878145

Parameter	Units	Spike Conc.	LCS Result	LCS % Rec	% Rec Limits	Qualifiers
Chloride	mg/L	5	5.0	101	90-110	
Fluoride	mg/L	2.5	2.3	91	90-110	
Sulfate	mg/L	5	4.9	97	90-110	

LABORATORY CONTROL SAMPLE: 2880163

Parameter	Units	Spike Conc.	LCS Result	LCS % Rec	% Rec Limits	Qualifiers
Chloride	mg/L	5	4.8	95	90-110	
Fluoride	mg/L	2.5	2.5	100	90-110	
Sulfate	mg/L	5	4.9	99	90-110	

MATRIX SPIKE & MATRIX SPIKE DUPLICATE: 2878146 2878147

Parameter	Units	MS		MSD		MS % Rec	MSD % Rec	% Rec Limits	RPD	Max RPD	Qual
		60366692007 Result	Spike Conc.	Spike Conc.	Result						
Chloride	mg/L	ND	1000	1000	1040	1340	104	134	80-120	25	15 M1,R1
Fluoride	mg/L	ND	500	500	477	630	95	126	80-120	28	15 M1,R1
Sulfate	mg/L	426	1000	1000	1430	1780	100	136	80-120	22	15 M1,R1

Results presented on this page are in the units indicated by the "Units" column except where an alternate unit is presented to the right of the result.

REPORT OF LABORATORY ANALYSIS

This report shall not be reproduced, except in full, without the written consent of Pace Analytical Services, LLC.

QUALITY CONTROL DATA

Project: AMEREN SEC SCPB

Pace Project No.: 60366227

MATRIX SPIKE SAMPLE:		2878148					
Parameter	Units	60366586006 Result	Spike Conc.	MS Result	MS % Rec	% Rec Limits	Qualifiers
Chloride	mg/L	95.3	50	143	95	80-120	
Fluoride	mg/L	0.34	2.5	2.6	91	80-120	
Sulfate	mg/L	51.1	50	97.4	93	80-120	

Results presented on this page are in the units indicated by the "Units" column except where an alternate unit is presented to the right of the result.

REPORT OF LABORATORY ANALYSIS

This report shall not be reproduced, except in full,
without the written consent of Pace Analytical Services, LLC.

QUALITY CONTROL DATA

Project: AMEREN SEC SCPB
Pace Project No.: 60366227

QC Batch: 715329 Analysis Method: EPA 300.0
QC Batch Method: EPA 300.0 Analysis Description: 300.0 IC Anions
Laboratory: Pace Analytical Services - Kansas City

Associated Lab Samples: 60366227001

METHOD BLANK: 2878150 Matrix: Water

Associated Lab Samples: 60366227001

Parameter	Units	Blank Result	Reporting Limit	MDL	Analyzed	Qualifiers
Chloride	mg/L	<0.39	1.0	0.39	04/19/21 09:32	
Fluoride	mg/L	<0.086	0.20	0.086	04/19/21 09:32	
Sulfate	mg/L	<0.42	1.0	0.42	04/19/21 09:32	

METHOD BLANK: 2880156 Matrix: Water

Associated Lab Samples: 60366227001

Parameter	Units	Blank Result	Reporting Limit	MDL	Analyzed	Qualifiers
Chloride	mg/L	<0.39	1.0	0.39	04/20/21 07:53	
Fluoride	mg/L	<0.086	0.20	0.086	04/20/21 07:53	
Sulfate	mg/L	<0.42	1.0	0.42	04/20/21 07:53	

METHOD BLANK: 2880188 Matrix: Water

Associated Lab Samples: 60366227001

Parameter	Units	Blank Result	Reporting Limit	MDL	Analyzed	Qualifiers
Chloride	mg/L	<0.39	1.0	0.39	04/21/21 09:21	
Fluoride	mg/L	<0.086	0.20	0.086	04/21/21 09:21	
Sulfate	mg/L	<0.42	1.0	0.42	04/21/21 09:21	

LABORATORY CONTROL SAMPLE: 2878151

Parameter	Units	Spike Conc.	LCS Result	LCS % Rec	% Rec Limits	Qualifiers
Chloride	mg/L	5	4.9	97	90-110	
Fluoride	mg/L	2.5	2.4	95	90-110	
Sulfate	mg/L	5	4.9	98	90-110	

LABORATORY CONTROL SAMPLE: 2880157

Parameter	Units	Spike Conc.	LCS Result	LCS % Rec	% Rec Limits	Qualifiers
Chloride	mg/L	5	4.8	95	90-110	
Fluoride	mg/L	2.5	2.5	100	90-110	
Sulfate	mg/L	5	4.9	99	90-110	

Results presented on this page are in the units indicated by the "Units" column except where an alternate unit is presented to the right of the result.

REPORT OF LABORATORY ANALYSIS

This report shall not be reproduced, except in full,
without the written consent of Pace Analytical Services, LLC.

QUALITY CONTROL DATA

Project: AMEREN SEC SCPB

Pace Project No.: 60366227

LABORATORY CONTROL SAMPLE: 2880189

Parameter	Units	Spike Conc.	LCS Result	LCS % Rec	% Rec Limits	Qualifiers
Chloride	mg/L	5	4.8	95	90-110	
Fluoride	mg/L	2.5	2.5	100	90-110	
Sulfate	mg/L	5	4.9	99	90-110	

MATRIX SPIKE & MATRIX SPIKE DUPLICATE: 2878152 2878153

Parameter	Units	60366120007		MS	MSD	MS	MSD	MS	MSD	% Rec	Limits	RPD	Max RPD	Qual
		Result	Spike Conc.	Spike Conc.	Result	Result	% Rec	% Rec						
Chloride	mg/L	5600	5000	5000	12600	12300	140	135	80-120	2	15	M1		
Fluoride	mg/L	1.9	2.5	2.5	2.9	3.9	40	82	80-120	31	15	M1,R1		
Sulfate	mg/L	4.5	5	5	7.1	8.6	51	83	80-120	20	15	M1,R1		

MATRIX SPIKE & MATRIX SPIKE DUPLICATE: 2878155 2880144

Parameter	Units	60366064004		MS	MSD	MS	MSD	MS	MSD	% Rec	Limits	RPD	Max RPD	Qual
		Result	Spike Conc.	Spike Conc.	Result	Result	% Rec	% Rec						
Chloride	mg/L	4.2	5	5	9.1	9.0	99	97	80-120	1	15			
Fluoride	mg/L	0.35	2.5	2.5	2.9	3.0	101	104	80-120	3	15			
Sulfate	mg/L	104	50	50	159	166	109	123	80-120	4	15	M1		

SAMPLE DUPLICATE: 2878154

Parameter	Units	60366120007		Dup Result	RPD	Max RPD	Qualifiers
		Result	Spike Conc.				
Chloride	mg/L	5600	5680	1	15		
Fluoride	mg/L	1.9	1.8	2	15		
Sulfate	mg/L	4.5	4.4	2	15		

SAMPLE DUPLICATE: 2880145

Parameter	Units	60366064004		Dup Result	RPD	Max RPD	Qualifiers
		Result	Spike Conc.				
Chloride	mg/L	4.2	4.1	1	15		
Fluoride	mg/L	0.35	0.35	0	15		
Sulfate	mg/L	104	105	1	15		

Results presented on this page are in the units indicated by the "Units" column except where an alternate unit is presented to the right of the result.

REPORT OF LABORATORY ANALYSIS

This report shall not be reproduced, except in full,
without the written consent of Pace Analytical Services, LLC.

QUALITY CONTROL DATA

Project: AMEREN SEC SCPB

Pace Project No.: 60366227

QC Batch:	715726	Analysis Method:	EPA 300.0
QC Batch Method:	EPA 300.0	Analysis Description:	300.0 IC Anions
		Laboratory:	Pace Analytical Services - Kansas City

Associated Lab Samples: 60366227002, 60366227003, 60366227004, 60366227005, 60366227006

METHOD BLANK: 2879432 Matrix: Water
Associated Lab Samples: 60366227002, 60366227003, 60366227004, 60366227005, 60366227006

Parameter	Units	Blank Result	Reporting Limit	MDL	Analyzed	Qualifiers
Chloride	mg/L	<0.39	1.0	0.39	04/21/21 15:58	
Fluoride	mg/L	<0.086	0.20	0.086	04/21/21 15:58	
Sulfate	mg/L	<0.42	1.0	0.42	04/21/21 15:58	

METHOD BLANK: 2882319 Matrix: Water
Associated Lab Samples: 60366227002, 60366227003, 60366227004, 60366227005, 60366227006

Parameter	Units	Blank Result	Reporting Limit	MDL	Analyzed	Qualifiers
Chloride	mg/L	<0.39	1.0	0.39	04/22/21 09:08	
Fluoride	mg/L	<0.086	0.20	0.086	04/22/21 09:08	
Sulfate	mg/L	<0.42	1.0	0.42	04/22/21 09:08	

LABORATORY CONTROL SAMPLE: 2879433

Parameter	Units	Spike Conc.	LCS Result	LCS % Rec	% Rec Limits	Qualifiers
Chloride	mg/L	5	4.8	97	90-110	
Fluoride	mg/L	2.5	2.4	95	90-110	
Sulfate	mg/L	5	5.0	99	90-110	

LABORATORY CONTROL SAMPLE: 2882320

Parameter	Units	Spike Conc.	LCS Result	LCS % Rec	% Rec Limits	Qualifiers
Chloride	mg/L	5	4.9	97	90-110	
Sulfate	mg/L	5	4.6	93	90-110	

MATRIX SPIKE & MATRIX SPIKE DUPLICATE: 2879434 2879435

Parameter	Units	MS		MSD		MS Result	MSD Result	MS % Rec	MSD % Rec	% Rec Limits	RPD	Max RPD	Qual
		60366957002 Result	Spike Conc.	Spike Conc.	Conc.								
Chloride	mg/L	1.7	5	5	5	6.3	6.5	92	96	80-120	3	15	
Fluoride	mg/L	0.91				3.2	3.4				5	15	
Sulfate	mg/L	2.0	5	5	5	7.0	7.2	100	104	80-120	3	15	

Results presented on this page are in the units indicated by the "Units" column except where an alternate unit is presented to the right of the result.

REPORT OF LABORATORY ANALYSIS

This report shall not be reproduced, except in full, without the written consent of Pace Analytical Services, LLC.

QUALITY CONTROL DATA

Project: AMEREN SEC SCPB

Pace Project No.: 60366227

MATRIX SPIKE & MATRIX SPIKE DUPLICATE: 2879434												2881092	
Parameter	Units	60366957002 Result	MS Spike Conc.	MSD Spike Conc.	MS Result	MSD Result	MS % Rec	MSD % Rec	% Rec Limits	RPD	Max RPD	Qual	
Chloride	mg/L	1.7	5	5	6.3	6.9	92	94	80-120	10	15		
Fluoride	mg/L	0.91		2.5	3.2	2.9		103		12	15		
Sulfate	mg/L	2.0	5	25	7.0	97.5	100	108	80-120	173	15	R1	

MATRIX SPIKE SAMPLE: 2879436		60366227002 Result	Spike Conc.	MS Result	MS % Rec	% Rec Limits	Qualifiers
Parameter	Units						
Chloride	mg/L	41.5	50	87.8	93	80-120	
Fluoride	mg/L	0.32	2.5	2.9	102	80-120	
Sulfate	mg/L	33.2	50	81.4	96	80-120	

MATRIX SPIKE SAMPLE: 2881093		60366586001 Result	Spike Conc.	MS Result	MS % Rec	% Rec Limits	Qualifiers
Parameter	Units						
Chloride	mg/L	2.3	5	7.0	96	80-120	
Fluoride	mg/L	0.28	2.5	2.9	106	80-120	
Sulfate	mg/L	70.6	25	95.4	99	80-120	

SAMPLE DUPLICATE: 2880018		60366586001 Result	Dup Result	RPD	Max RPD	Qualifiers
Parameter	Units					
Chloride	mg/L	2.3	2.3	0	15	
Fluoride	mg/L	0.28	0.22	26	15	D6
Sulfate	mg/L	70.6	68.4	3	15	

Results presented on this page are in the units indicated by the "Units" column except where an alternate unit is presented to the right of the result.

REPORT OF LABORATORY ANALYSIS

This report shall not be reproduced, except in full,
without the written consent of Pace Analytical Services, LLC.

QUALITY CONTROL DATA

Project: AMEREN SEC SCPB

Pace Project No.: 60366227

QC Batch: 716443 Analysis Method: EPA 300.0
 QC Batch Method: EPA 300.0 Analysis Description: 300.0 IC Anions
 Laboratory: Pace Analytical Services - Kansas City
 Associated Lab Samples: 60366138007, 60366138009, 60366138010

METHOD BLANK: 2882108 Matrix: Water
 Associated Lab Samples: 60366138007, 60366138009, 60366138010

Parameter	Units	Blank Result	Reporting Limit	MDL	Analyzed	Qualifiers
Chloride	mg/L	<0.39	1.0	0.39	04/23/21 16:46	
Fluoride	mg/L	<0.086	0.20	0.086	04/23/21 16:46	
Sulfate	mg/L	<0.42	1.0	0.42	04/23/21 16:46	

METHOD BLANK: 2883765 Matrix: Water
 Associated Lab Samples: 60366138007, 60366138009, 60366138010

Parameter	Units	Blank Result	Reporting Limit	MDL	Analyzed	Qualifiers
Chloride	mg/L	<0.39	1.0	0.39	04/25/21 10:02	
Fluoride	mg/L	<0.086	0.20	0.086	04/25/21 10:02	
Sulfate	mg/L	<0.42	1.0	0.42	04/25/21 10:02	

LABORATORY CONTROL SAMPLE: 2882109

Parameter	Units	Spike Conc.	LCS Result	LCS % Rec	% Rec Limits	Qualifiers
Chloride	mg/L	5	4.8	96	90-110	
Fluoride	mg/L	2.5	2.5	99	90-110	
Sulfate	mg/L	5	5.0	99	90-110	

LABORATORY CONTROL SAMPLE: 2883766

Parameter	Units	Spike Conc.	LCS Result	LCS % Rec	% Rec Limits	Qualifiers
Chloride	mg/L	5	4.7	93	90-110	
Fluoride	mg/L	2.5	2.3	91	90-110	
Sulfate	mg/L	5	4.7	94	90-110	

MATRIX SPIKE SAMPLE: 2882112

Parameter	Units	60366138002 Result	Spike Conc.	MS Result	MS % Rec	% Rec Limits	Qualifiers
Chloride	mg/L	15.6	25	39.4	95	80-120	
Fluoride	mg/L	0.33	2.5	2.9	102	80-120	
Sulfate	mg/L	65.8	25	94.2	113	80-120	

Results presented on this page are in the units indicated by the "Units" column except where an alternate unit is presented to the right of the result.

REPORT OF LABORATORY ANALYSIS

This report shall not be reproduced, except in full,
 without the written consent of Pace Analytical Services, LLC.

QUALITY CONTROL DATA

Project: AMEREN SEC SCPB

Pace Project No.: 60366227

MATRIX SPIKE & MATRIX SPIKE DUPLICATE: 2882113												2882114	
Parameter	Units	60367128001 Result	MS	MSD	MS	MSD	MS	MSD	% Rec	% Rec Limits	RPD	Max RPD	Qual
			Spike Conc.	Spike Conc.	Result	Result	% Rec	% Rec					
Chloride	mg/L	ND	10000	10000	15200	11400	152	114	80-120	28	15	M1,R1	
Fluoride	mg/L	ND	5000	5000	7840	5920	157	118	80-120	28	15	M1,R1	
Sulfate	mg/L	69000	50000	50000	114000	114000	90	91	80-120	0	15		

SAMPLE DUPLICATE: 2882115

Parameter	Units	60367128001 Result	Dup Result	RPD	Max RPD	Qualifiers
Chloride	mg/L	ND	<778		15	
Fluoride	mg/L	ND	<173		15	
Sulfate	mg/L	69000	65200	6	15	

Results presented on this page are in the units indicated by the "Units" column except where an alternate unit is presented to the right of the result.

REPORT OF LABORATORY ANALYSIS

This report shall not be reproduced, except in full,
without the written consent of Pace Analytical Services, LLC.

QUALITY CONTROL DATA

Project: AMEREN SEC SCPB

Pace Project No.: 60366227

QC Batch: 716447 Analysis Method: EPA 300.0
 QC Batch Method: EPA 300.0 Analysis Description: 300.0 IC Anions
 Laboratory: Pace Analytical Services - Kansas City
 Associated Lab Samples: 60366138017, 60366138023, 60366138024

METHOD BLANK: 2882121 Matrix: Water
 Associated Lab Samples: 60366138017, 60366138023, 60366138024

Parameter	Units	Blank Result	Reporting Limit	MDL	Analyzed	Qualifiers
Chloride	mg/L	0.51J	1.0	0.39	04/23/21 16:19	
Fluoride	mg/L	<0.086	0.20	0.086	04/23/21 16:19	
Sulfate	mg/L	<0.42	1.0	0.42	04/23/21 16:19	

METHOD BLANK: 2883759 Matrix: Water
 Associated Lab Samples: 60366138017, 60366138023, 60366138024

Parameter	Units	Blank Result	Reporting Limit	MDL	Analyzed	Qualifiers
Chloride	mg/L	<0.39	1.0	0.39	04/25/21 10:02	
Fluoride	mg/L	<0.086	0.20	0.086	04/25/21 10:02	
Sulfate	mg/L	<0.42	1.0	0.42	04/25/21 10:02	

LABORATORY CONTROL SAMPLE: 2882122

Parameter	Units	Spike Conc.	LCS Result	LCS % Rec	% Rec Limits	Qualifiers
Chloride	mg/L	5	4.8	95	90-110	
Fluoride	mg/L	2.5	2.4	98	90-110	
Sulfate	mg/L	5	4.9	98	90-110	

LABORATORY CONTROL SAMPLE: 2883760

Parameter	Units	Spike Conc.	LCS Result	LCS % Rec	% Rec Limits	Qualifiers
Chloride	mg/L	5	4.7	93	90-110	
Fluoride	mg/L	2.5	2.3	91	90-110	
Sulfate	mg/L	5	4.7	94	90-110	

MATRIX SPIKE & MATRIX SPIKE DUPLICATE: 2882124 2882125

Parameter	Units	MS		MSD		MS Result	MSD Result	MS % Rec	MSD % Rec	% Rec Limits	RPD	Max RPD	Qual
		60367402001 Result	Spike Conc.	Spike Conc.	MS Result								
Chloride	mg/L	1140	1000	1000	2360	2220	122	108	80-120	6	15	M1	
Fluoride	mg/L	5.9	2.5	2.5	8.2	8.4	90	98	80-120	2	15		
Sulfate	mg/L	1830	1000	1000	3270	2990	145	116	80-120	9	15	M1	

Results presented on this page are in the units indicated by the "Units" column except where an alternate unit is presented to the right of the result.

REPORT OF LABORATORY ANALYSIS

This report shall not be reproduced, except in full,
 without the written consent of Pace Analytical Services, LLC.

QUALITY CONTROL DATA

Project: AMEREN SEC SCPB

Pace Project No.: 60366227

MATRIX SPIKE SAMPLE: 2882126		60366138022	Spike	MS	MS	% Rec	
Parameter	Units	Result	Conc.	Result	% Rec	Limits	Qualifiers
Chloride	mg/L	17.3	250	260	97	80-120	
Fluoride	mg/L	0.35	2.5	3.0	106	80-120	
Sulfate	mg/L	442	250	686	98	80-120	

SAMPLE DUPLICATE: 2882123

Parameter	Units	60367402001	Dup	RPD	Max	Qualifiers
		Result	Result		RPD	
Chloride	mg/L	1140	1190	4	15	
Fluoride	mg/L	5.9	6.0	1	15	
Sulfate	mg/L	1830	1950	7	15	

Results presented on this page are in the units indicated by the "Units" column except where an alternate unit is presented to the right of the result.

REPORT OF LABORATORY ANALYSIS

This report shall not be reproduced, except in full,
without the written consent of Pace Analytical Services, LLC.

QUALITY CONTROL DATA

Project: AMEREN SEC SCPB

Pace Project No.: 60366227

QC Batch:	716877	Analysis Method:	EPA 300.0
QC Batch Method:	EPA 300.0	Analysis Description:	300.0 IC Anions
		Laboratory:	Pace Analytical Services - Kansas City

Associated Lab Samples: 60366138006

METHOD BLANK: 2884030 Matrix: Water

Associated Lab Samples: 60366138006

Parameter	Units	Blank Result	Reporting Limit	MDL	Analyzed	Qualifiers
Chloride	mg/L	<0.39	1.0	0.39	04/27/21 08:08	
Fluoride	mg/L	<0.086	0.20	0.086	04/27/21 08:08	
Sulfate	mg/L	<0.42	1.0	0.42	04/27/21 08:08	

METHOD BLANK: 2886241 Matrix: Water

Associated Lab Samples: 60366138006

Parameter	Units	Blank Result	Reporting Limit	MDL	Analyzed	Qualifiers
Chloride	mg/L	<0.39	1.0	0.39	04/28/21 09:21	
Fluoride	mg/L	<0.086	0.20	0.086	04/28/21 09:21	
Sulfate	mg/L	<0.42	1.0	0.42	04/28/21 09:21	

LABORATORY CONTROL SAMPLE: 2884031

Parameter	Units	Spike Conc.	LCS Result	LCS % Rec	% Rec Limits	Qualifiers
Chloride	mg/L	5	5.3	106	90-110	
Fluoride	mg/L	2.5	2.6	103	90-110	
Sulfate	mg/L	5	4.9	97	90-110	

LABORATORY CONTROL SAMPLE: 2886242

Parameter	Units	Spike Conc.	LCS Result	LCS % Rec	% Rec Limits	Qualifiers
Chloride	mg/L	5	5.0	99	90-110	
Fluoride	mg/L	2.5	2.5	98	90-110	
Sulfate	mg/L	5	5.0	99	90-110	

MATRIX SPIKE & MATRIX SPIKE DUPLICATE: 2884033 2884034

Parameter	Units	MS		MSD		MS % Rec	MSD % Rec	% Rec Limits	RPD	Max RPD	Qual
		60366138006	Result	Spike Conc.	Spike Conc.						
Chloride	mg/L	120	100	100	227	231	107	111	80-120	2	15
Fluoride	mg/L	<0.086	2.5	2.5	2.2	2.4	86	97	80-120	11	15
Sulfate	mg/L	258	100	100	367	368	109	110	80-120	0	15

Results presented on this page are in the units indicated by the "Units" column except where an alternate unit is presented to the right of the result.

REPORT OF LABORATORY ANALYSIS

This report shall not be reproduced, except in full,
without the written consent of Pace Analytical Services, LLC.

QUALITY CONTROL DATA

Project: AMEREN SEC SCPB

Pace Project No.: 60366227

MATRIX SPIKE SAMPLE: 2884035

Parameter	Units	60366962014 Result	Spike Conc.	MS Result	MS % Rec	% Rec Limits	Qualifiers
Chloride	mg/L	1.9	5	7.6	113	80-120	
Fluoride	mg/L	0.32	2.5	2.9	104	80-120	
Sulfate	mg/L	53.7	50	94.7	82	80-120	

SAMPLE DUPLICATE: 2884032

Parameter	Units	60366138006 Result	Dup Result	RPD	Max RPD	Qualifiers
Chloride	mg/L	120	119	0	15	
Fluoride	mg/L	<0.086	<0.086		15	
Sulfate	mg/L	258	258	0	15	

Results presented on this page are in the units indicated by the "Units" column except where an alternate unit is presented to the right of the result.

REPORT OF LABORATORY ANALYSIS

This report shall not be reproduced, except in full,
without the written consent of Pace Analytical Services, LLC.

QUALIFIERS

Project: AMEREN SEC SCPB

Pace Project No.: 60366227

DEFINITIONS

DF - Dilution Factor, if reported, represents the factor applied to the reported data due to dilution of the sample aliquot.

ND - Not Detected at or above adjusted reporting limit.

TNTC - Too Numerous To Count

J - Estimated concentration above the adjusted method detection limit and below the adjusted reporting limit.

MDL - Adjusted Method Detection Limit.

PQL - Practical Quantitation Limit.

RL - Reporting Limit - The lowest concentration value that meets project requirements for quantitative data with known precision and bias for a specific analyte in a specific matrix.

S - Surrogate

1,2-Diphenylhydrazine decomposes to and cannot be separated from Azobenzene using Method 8270. The result for each analyte is a combined concentration.

Consistent with EPA guidelines, unrounded data are displayed and have been used to calculate % recovery and RPD values.

LCS(D) - Laboratory Control Sample (Duplicate)

MS(D) - Matrix Spike (Duplicate)

DUP - Sample Duplicate

RPD - Relative Percent Difference

NC - Not Calculable.

SG - Silica Gel - Clean-Up

U - Indicates the compound was analyzed for, but not detected.

N-Nitrosodiphenylamine decomposes and cannot be separated from Diphenylamine using Method 8270. The result reported for each analyte is a combined concentration.

Pace Analytical is TNI accredited. Contact your Pace PM for the current list of accredited analytes.

TNI - The NELAC Institute.

ANALYTE QUALIFIERS

B Analyte was detected in the associated method blank.

D6 The precision between the sample and sample duplicate exceeded laboratory control limits.

M1 Matrix spike recovery exceeded QC limits. Batch accepted based on laboratory control sample (LCS) recovery.

R1 RPD value was outside control limits.

REPORT OF LABORATORY ANALYSIS

This report shall not be reproduced, except in full,
without the written consent of Pace Analytical Services, LLC.

QUALITY CONTROL DATA CROSS REFERENCE TABLE

Project: AMEREN SEC SCPB

Pace Project No.: 60366227

Lab ID	Sample ID	QC Batch Method	QC Batch	Analytical Method	Analytical Batch
60366227001	S-LMW-9S	EPA 200.7	714611	EPA 200.7	714628
60366138006	S-LMW-2S	EPA 200.7	716201	EPA 200.7	716306
60366138007	S-LMW-4S	EPA 200.7	716201	EPA 200.7	716306
60366138009	S-BMW-1S	EPA 200.7	716201	EPA 200.7	716306
60366138010	S-BMW-3S	EPA 200.7	716201	EPA 200.7	716306
60366227002	S-LMW-3S	EPA 200.7	714802	EPA 200.7	714926
60366227003	S-LMW-8S	EPA 200.7	714802	EPA 200.7	714926
60366227004	S-LMW-DUP-1	EPA 200.7	714802	EPA 200.7	714926
60366227005	S-LMW-DUP-2	EPA 200.7	714802	EPA 200.7	714926
60366227006	S-LMW-FB-1	EPA 200.7	714802	EPA 200.7	714926
60366138017	S-LMW-1S	EPA 200.7	716201	EPA 200.7	716306
60366138023	S-LMW-5S	EPA 200.7	716203	EPA 200.7	716308
60366138024	S-LMW-6S	EPA 200.7	716203	EPA 200.7	716308
60366227007	S-LMW-7S	EPA 200.7	715283	EPA 200.7	715444
60366227008	S-LMW-FB-2	EPA 200.7	715283	EPA 200.7	715444
60366227001	S-LMW-9S	SM 2320B	714700		
60366138006	S-LMW-2S	SM 2320B	716011		
60366138007	S-LMW-4S	SM 2320B	716011		
60366138009	S-BMW-1S	SM 2320B	716345		
60366138010	S-BMW-3S	SM 2320B	716345		
60366227002	S-LMW-3S	SM 2320B	716011		
60366227003	S-LMW-8S	SM 2320B	716011		
60366227004	S-LMW-DUP-1	SM 2320B	716011		
60366227005	S-LMW-DUP-2	SM 2320B	716011		
60366227006	S-LMW-FB-1	SM 2320B	716011		
60366138017	S-LMW-1S	SM 2320B	716860		
60366138023	S-LMW-5S	SM 2320B	716860		
60366138024	S-LMW-6S	SM 2320B	716860		
60366227007	S-LMW-7S	SM 2320B	715392		
60366227008	S-LMW-FB-2	SM 2320B	715392		
60366227001	S-LMW-9S	SM 2540C	714769		
60366138006	S-LMW-2S	SM 2540C	715580		
60366138007	S-LMW-4S	SM 2540C	715580		
60366138009	S-BMW-1S	SM 2540C	715646		
60366138010	S-BMW-3S	SM 2540C	715646		
60366227002	S-LMW-3S	SM 2540C	715580		
60366227003	S-LMW-8S	SM 2540C	715580		
60366227004	S-LMW-DUP-1	SM 2540C	715580		
60366227005	S-LMW-DUP-2	SM 2540C	715580		
60366227006	S-LMW-FB-1	SM 2540C	715580		
60366138017	S-LMW-1S	SM 2540C	715937		

REPORT OF LABORATORY ANALYSIS

This report shall not be reproduced, except in full,
without the written consent of Pace Analytical Services, LLC.

QUALITY CONTROL DATA CROSS REFERENCE TABLE

Project: AMEREN SEC SCPB

Pace Project No.: 60366227

Lab ID	Sample ID	QC Batch Method	QC Batch	Analytical Method	Analytical Batch
60366138023	S-LMW-5S	SM 2540C	715937		
60366138024	S-LMW-6S	SM 2540C	715937		
60366227007	S-LMW-7S	SM 2540C	715938		
60366227008	S-LMW-FB-2	SM 2540C	715938		
60366227001	S-LMW-9S	EPA 300.0	715329		
60366138006	S-LMW-2S	EPA 300.0	716877		
60366138007	S-LMW-4S	EPA 300.0	716443		
60366138009	S-BMW-1S	EPA 300.0	716443		
60366138010	S-BMW-3S	EPA 300.0	716443		
60366227002	S-LMW-3S	EPA 300.0	715726		
60366227003	S-LMW-8S	EPA 300.0	715726		
60366227004	S-LMW-DUP-1	EPA 300.0	715726		
60366227005	S-LMW-DUP-2	EPA 300.0	715726		
60366227006	S-LMW-FB-1	EPA 300.0	715726		
60366138017	S-LMW-1S	EPA 300.0	716447		
60366138023	S-LMW-5S	EPA 300.0	716447		
60366138024	S-LMW-6S	EPA 300.0	716447		
60366227007	S-LMW-7S	EPA 300.0	715327		
60366227008	S-LMW-FB-2	EPA 300.0	715327		

REPORT OF LABORATORY ANALYSIS

This report shall not be reproduced, except in full,
without the written consent of Pace Analytical Services, LLC.



Sample Condition Upon Receipt

WO#: 60366227



Client Name: Golder Associates

Courier: FedEx UPS VIA Clay PEX ECI Pace Xroads Client Other

Tracking #: _____ Pace Shipping Label Used? Yes No

Custody Seal on Cooler/Box Present: Yes No Seals intact: Yes No

Packing Material: Bubble Wrap Bubble Bags Foam None Other

Thermometer Used: T-298 Type of Ice: Wet Blue None

Cooler Temperature (°C): As-read 0.4 Corr. Factor 0.0 Corrected 0.4

Date and initials of person examining contents:

pm 4/12/21

Temperature should be above freezing to 6°C

Chain of Custody present:	<input checked="" type="checkbox"/> Yes <input type="checkbox"/> No <input type="checkbox"/> N/A	
Chain of Custody relinquished:	<input checked="" type="checkbox"/> Yes <input type="checkbox"/> No <input type="checkbox"/> N/A	
Samples arrived within holding time:	<input checked="" type="checkbox"/> Yes <input type="checkbox"/> No <input type="checkbox"/> N/A	
Short Hold Time analyses (<72hr):	<input type="checkbox"/> Yes <input checked="" type="checkbox"/> No <input type="checkbox"/> N/A	
Rush Turn Around Time requested:	<input type="checkbox"/> Yes <input checked="" type="checkbox"/> No <input type="checkbox"/> N/A	
Sufficient volume:	<input checked="" type="checkbox"/> Yes <input type="checkbox"/> No <input type="checkbox"/> N/A	
Correct containers used:	<input checked="" type="checkbox"/> Yes <input type="checkbox"/> No <input type="checkbox"/> N/A	
Pace containers used:	<input checked="" type="checkbox"/> Yes <input type="checkbox"/> No <input type="checkbox"/> N/A	
Containers intact:	<input checked="" type="checkbox"/> Yes <input type="checkbox"/> No <input type="checkbox"/> N/A	
Unpreserved 5035A / TX1005/1006 soils frozen in 48hrs?	<input type="checkbox"/> Yes <input type="checkbox"/> No <input checked="" type="checkbox"/> N/A	
Filtered volume received for dissolved tests?	<input type="checkbox"/> Yes <input type="checkbox"/> No <input checked="" type="checkbox"/> N/A	
Sample labels match COC: Date / time / ID / analyses	<input checked="" type="checkbox"/> Yes <input type="checkbox"/> No <input type="checkbox"/> N/A	
Samples contain multiple phases? Matrix: <u>WT</u>	<input type="checkbox"/> Yes <input checked="" type="checkbox"/> No <input type="checkbox"/> N/A	
Containers requiring pH preservation in compliance? (HNO ₃ , H ₂ SO ₄ , HCl<2; NaOH>9 Sulfide, NaOH>10 Cyanide) (Exceptions: VOA, Micro, O&G, KS TPH, OK-DRO) LOT# <u>608193</u>	<input checked="" type="checkbox"/> Yes <input type="checkbox"/> No <input type="checkbox"/> N/A	List sample IDs, volumes, lot #'s of preservative and the date/time added.
Cyanide water sample checks:		
Lead acetate strip turns dark? (Record only)	<input type="checkbox"/> Yes <input type="checkbox"/> No	
Potassium iodide test strip turns blue/purple? (Preserve)	<input type="checkbox"/> Yes <input type="checkbox"/> No	
Trip Blank present:	<input type="checkbox"/> Yes <input type="checkbox"/> No <input checked="" type="checkbox"/> N/A	
Headspace in VOA vials (>6mm):	<input type="checkbox"/> Yes <input type="checkbox"/> No <input checked="" type="checkbox"/> N/A	
Samples from USDA Regulated Area: State:	<input type="checkbox"/> Yes <input type="checkbox"/> No <input checked="" type="checkbox"/> N/A	
Additional labels attached to 5035A / TX1005 vials in the field?	<input type="checkbox"/> Yes <input type="checkbox"/> No <input checked="" type="checkbox"/> N/A	

Client Notification/ Resolution: Copy COC to Client? Y N Field Data Required? Y N

Person Contacted: _____ Date/Time: _____

Comments/ Resolution: _____

REVIEWED
By jchurch at 4:21 pm, 4/12/21

Project Manager Review: _____ Date: _____



CHAIN-OF-CUSTODY / Analytical Request Document

The Chain-of-Custody is a LEGAL DOCUMENT. All relevant fields must be completed accurately.

Section A
Required Client Information:

Section B
Required Project Information:

Section C
Invoice Information:

Company: Golder Associates	Report To: Jeffrey Ingram	Company Name: Golder Associates Inc
Address: 13515 Barrett Parkway Dr., Ste 260 Ballwin, MO 63021	Copy To: Eric Schmieder, Ryan Feldman	Address:
Email To: jeffrey_ingram@golder.com	Purchase Order No.: COC #9	NPDES <input type="checkbox"/> GROUND WATER <input type="checkbox"/> DRINKING WATER
Phone: 636-724-9191	Project Name: Ameren Sioux Energy Center SCPB	UST <input type="checkbox"/> RCRA <input type="checkbox"/> OTHER
Requested Due Date/TAT: Standard	Project Number: 153140603.0003B	Site Location STATE: MO

Page: 1 of 1

REGULATORY AGENCY

Requested Analysis Filtered (Y/N)

ITEM #	Valid Matrix Codes MATRIX CODE	DRINKING WATER WATER	WASTE WATER PRODUCT	SL SOLID	OL WIP	AR OT	TS	COLLECTED	MATRIX CODE	SAMPLE TYPE (G=GRAB C=COMP)	DATE	TIME	DATE	TIME	RELINQUISHED BY / AFFILIATION	DATE	TIME	ACCEPTED BY / AFFILIATION	DATE	TIME	SAMPLE CONDITIONS											
1	S-LMW-DUP-2								WT	G									4/14/03	1710	Plumpase	4/14/03	04	Y	Y	Y	Temp in °C					
2	S-LMW-FB-1								WT	G																						
3	S-LMW-FB-2								WT	G																						
4	S-LMW-MS-1								WT	G																						
5	S-LMW-MSD-1								WT	G																						
6	5-LMW-95								WT	G			4-9-01	1525																		

Section D
Required Client Information

SAMPLE ID
(A-Z, 0-9 / -)

Sample IDs MUST BE UNIQUE

Section D Required Client Information		Valid Matrix Codes MATRIX CODE	DRINKING WATER WATER	WASTE WATER PRODUCT	SL SOLID	OL WIP	AR OT	TS	COLLECTED	MATRIX CODE (see valid codes to left)	SAMPLE TYPE (G=GRAB C=COMP)	DATE	TIME	DATE	TIME	RELINQUISHED BY / AFFILIATION	DATE	TIME	ACCEPTED BY / AFFILIATION	DATE	TIME	SAMPLE CONDITIONS						
1	S-LMW-DUP-2									WT	G									4/14/03	1710	Plumpase	4/14/03	04	Y	Y	Y	Temp in °C

ADDITIONAL COMMENTS

*App III and Cal/An Metals - EPA 2007: Fe, Mg, Mn, K, Na, Ca, B

Brendan Talbert/Golder

SAMPLER NAME AND SIGNATURE

PRINT Name of SAMPLER: Brendan Talbert
SIGNATURE of SAMPLER: *Brendan Talbert*
DATE Signed (MM/DD/YY): 04-09-21



Sample Condition Upon Receipt

WO#: 60366227



Client Name: Golder Associates

Courier: FedEx UPS VIA Clay PEX ECI Pace Xroads Client Other

Tracking #: Pace Shipping Label Used? Yes No

Custody Seal on Cooler/Box Present: Yes No Seals intact: Yes No

Packing Material: Bubble Wrap Bubble Bags Foam None Other 2pic

Thermometer Used: T298 Type of Ice: Wet Blue None

Cooler Temperature (°C): As-read 0.0 Corr. Factor 0.0 Corrected 0.0

Date and initials of person examining contents: 4/14/21 SK

Temperature should be above freezing to 6°C 17.8 0.0 17.8

Table with 3 columns: Question, Yes/No/N/A checkboxes, and handwritten notes. Rows include Chain of Custody, Short Hold Time, Rush Turn Around Time, Sufficient volume, Correct containers used, Pace containers used, Containers intact, Unpreserved soils, Filtered volume, Sample labels match COC, Samples contain multiple phases, Containers requiring pH preservation, Cyanide water sample checks, Trip Blank present, Headspace in VOA vials, Samples from USDA Regulated Area, and Additional labels attached.

Client Notification/ Resolution: Copy COC to Client? Y / N Field Data Required? Y / N

Person Contacted: Date/Time:

Comments/ Resolution:

REVIEWED By jchurch at 8:04 am, 4/15/21

Project Manager Review Date:

CHAIN-OF-CUSTODY / Analytical Request Document

The Chain-of-Custody is a LEGAL DOCUMENT. All relevant fields must be completed accurately.

Section A Required Client Information: Company: **Goldier Associates** Address: **13515 Barrett Parkway Dr., Ste 260 Ballwin, MO 63021**

Section B Required Project Information: Report To: **Jeffrey Ingram** Copy To: **Eric Schneider, Ryan Feldmann** Purchase Order No.: **COC #9** Project Name: **Ameren Sioux Energy Center SCPB** Project Number: **153140603.0003B**

Section C Invoice Information: Attention: **Eric Schneider** Company Name: **Goldier Associates Inc.** Address: **13515 Barrett Parkway Dr., Ste 260 Ballwin, MO 63021** Face Quote Reference: **Jeffrey Ingram@goldier.com** Face Project Manager: **Jamie Church** Face Profile #: **9285**

REGULATORY AGENCY: NPDES GROUND WATER DRINKING WATER UST RCRA OTHER

Site Location: **MO** STATE: **MO**

Page: **1** of **2**

ITEM #	Valid Matrix Codes MATRIX CODE DRINKING WATER DW WASTE WATER WW WASTEWATER WWT LIQUID L SOLID S SLURRY SL MATERIAL M OTHER O RESIDUAL R	Sample ID (A-Z, 0-9 / -)	Sample IDs MUST BE UNIQUE	COLLECTED		SAMPLE TEMP AT COLLECTION	# OF CONTAINERS	Unpreserved H ₂ SO ₄ HNO ₃ HCl NaOH Na ₂ S ₂ O ₃ Methanol Other	Analysis Test ↑	App III and Cat/An Metals	Chloride/Fluoride/Sulfate	TDS	Alkalinity	Requested Analysis Filtered (Y/N)	Residual Chlorine (Y/N)	Pace Project No./ Lab I.D.
				DATE	TIME											
1	S-LMW-1S	WT	G	4/13/21	0940		2									
2	S-LMW-2S	WT	G	4/13/21	1226		2									
3	S-LMW-3S	WT	G	4/13/21	1357		2									
4	S-LMW-4S	WT	G													
5	S-LMW-5S	WT	G													
6	S-LMW-6S	WT	G													
7	S-LMW-7S	WT	G													
8	S-LMW-8S	WT	G	4/13/21	1606		2									
9	S-LMW-9S	WT	G	4/13/21	1355		2									
10	S-BMW-1S	WT	G	4/13/21	1217		2									
11	S-BMW-3S	WT	G	4/13/21			2									
12	S-LMW-DUP-1	WT	G	4/13/21			2									

RELINQUISHED BY / AFFILIATION: **Eric Schneider / Goldier Associates** DATE: **4/13/21** TIME: **1645**

ACCEPTED BY / AFFILIATION: **Angela Mc...** DATE: **4/13/21** TIME: **1700**

ADDITIONAL COMMENTS: **EPA 2007.7: B, Ca, Fe, Mn, Mg, K, Na**

Temp in C: **17.8**

Received on: **4/13/21** Ice (Y/N): **Y** Custody Sealed (Y/N): **Y** Cooler (Y/N): **Y** Samples Intact (Y/N): **Y**

SAMPLER NAME AND SIGNATURE: **Eric Schneider**

PRINT Name of SAMPLER: **Eric Schneider** DATE Signed (MM/DD/YYYY): **04/13/21**

SIGNATURE of SAMPLER: **[Signature]**



CHAIN-OF-CUSTODY / Analytical Request Document

The Chain-of-Custody is a LEGAL DOCUMENT. All relevant fields must be completed accurately.

Page: 2 of 2

Section A Required Client Information:		Section B Required Project Information:		Section C Invoice Information:	
Company: Golder Associates		Report To: Jeffrey Ingram		Attention:	
Address: 13515 Barrett Parkway Dr., Ste 260 Baltimore, MO 63021		Copy To:		Company Name: Golder Associates Inc.	
Email To: jeffrey_ingram@golder.com		Purchase Order No.: COC #9		Address:	
Phone: 636-724-9191		Project Name: Ameren Sioux Energy Center SCPB		NPDES UST RCRA OTHER	
Requested Due Date/TAT: Standard		Project Number: 153140603.003B		Site Location STATE: MO	
REGULATORY AGENCY:		REGULATORY AGENCY:		REGULATORY AGENCY:	
GROUND-WATER		GROUND-WATER		GROUND-WATER	
				DRINKING WATER	
				OTHER	

ITEM #	Valid Matrix Codes MATRIX CODE DRINKING WATER WATER WATER WATER PRODUCT SOLIDS OIL WF AR OT TS	COLLECTED		SAMPLE TEMP AT COLLECTION	# OF CONTAINERS	Preservatives Unpreserved H ₂ SO ₄ HNO ₃ HCl NaOH Na ₂ S ₂ O ₅ Methanol Other	Requested Analysis Filtered (Y/N)	Temp in °F	Received on Ice (Y/N)	Custody Sealed (Y/N)	Cooler (Y/N)	Samples Intact (Y/N)
		DATE	TIME									
1	S-LMW-DUP-2	4/17/12	12:46		2		Analysis Test ↑					
2	S-LMW-FB-1	4/17/12	12:46		2		App III and Cat/An Metals					
3	S-LMW-FB-2						Chloride/Fluoride/Sulfate					
4	S-LMW-MS-1						TDS					
5	S-LMW-MSD-1						Alkalinity					
6												
7												
8												
9												
10												
11												
12												

ADDITIONAL COMMENTS	RELINQUISHED BY / AFFILIATION	DATE	TIME	ACCEPTED BY / AFFILIATION	DATE	TIME	SAMPLE CONDITIONS
Sample 100% Sample 100%	James Ingram Golder Associates	4/17/12 4/17/12	1645 1246	James Ingram Golder Associates	4/17/12 4/17/12	1700 1700	K K K K

SAMPLER NAME AND SIGNATURE
 PRINT Name of SAMPLER: _____
 SIGNATURE of SAMPLER: James Ingram (MM/DD/YYYY): 04/17/12



Sample Condition Upon Receipt

WO#: 60366227



Client Name: Golder Associates

Courier: FedEx UPS VIA Clay PEX ECI Pace Xroads Client Other

Tracking #: _____ Pace Shipping Label Used? Yes No

Custody Seal on Cooler/Box Present: Yes No Seals intact: Yes No

Packing Material: Bubble Wrap Bubble Bags Foam None Other 2 PLC

Thermometer Used: T-298 Type of Ice: Wet Blue None

Cooler Temperature (°C): As-read _____ Corr. Factor 0.0 Corrected _____

Date and initials of person examining contents:
4-16-21KD

Temperature should be above freezing to 6°C

Chain of Custody present:	<input checked="" type="checkbox"/> Yes <input type="checkbox"/> No <input type="checkbox"/> N/A	
Chain of Custody relinquished:	<input checked="" type="checkbox"/> Yes <input type="checkbox"/> No <input type="checkbox"/> N/A	
Samples arrived within holding time:	<input checked="" type="checkbox"/> Yes <input type="checkbox"/> No <input type="checkbox"/> N/A	
Short Hold Time analyses (<72hr):	<input type="checkbox"/> Yes <input checked="" type="checkbox"/> No <input type="checkbox"/> N/A	
Rush Turn Around Time requested:	<input type="checkbox"/> Yes <input checked="" type="checkbox"/> No <input type="checkbox"/> N/A	
Sufficient volume:	<input checked="" type="checkbox"/> Yes <input type="checkbox"/> No <input type="checkbox"/> N/A	
Correct containers used:	<input checked="" type="checkbox"/> Yes <input type="checkbox"/> No <input type="checkbox"/> N/A	
Pace containers used:	<input checked="" type="checkbox"/> Yes <input type="checkbox"/> No <input type="checkbox"/> N/A	
Containers intact:	<input checked="" type="checkbox"/> Yes <input type="checkbox"/> No <input type="checkbox"/> N/A	
Unpreserved 5035A / TX1005/1006 soils frozen in 48hrs?	<input type="checkbox"/> Yes <input type="checkbox"/> No <input checked="" type="checkbox"/> N/A	
Filtered volume received for dissolved tests?	<input type="checkbox"/> Yes <input type="checkbox"/> No <input checked="" type="checkbox"/> N/A	
Sample labels match COC: Date / time / ID / analyses	<input checked="" type="checkbox"/> Yes <input type="checkbox"/> No <input type="checkbox"/> N/A	
Samples contain multiple phases? Matrix: <u>WT</u>	<input type="checkbox"/> Yes <input checked="" type="checkbox"/> No <input type="checkbox"/> N/A	
Containers requiring pH preservation in compliance? (HNO ₃ , H ₂ SO ₄ , HCl<2; NaOH>9 Sulfide, NaOH>10 Cyanide) (Exceptions: VOA, Micro, O&G, KS TPH, OK-DRO) LOT# <u>603173</u>	<input checked="" type="checkbox"/> Yes <input type="checkbox"/> No <input type="checkbox"/> N/A	List sample IDs, volumes, lot #'s of preservative and the date/time added.
Cyanide water sample checks: Lead acetate strip turns dark? (Record only) <input type="checkbox"/> Yes <input type="checkbox"/> No Potassium iodide test strip turns blue/purple? (Preserve) <input type="checkbox"/> Yes <input type="checkbox"/> No		
Trip Blank present:	<input type="checkbox"/> Yes <input type="checkbox"/> No <input checked="" type="checkbox"/> N/A	
Headspace in VOA vials (>6mm):	<input type="checkbox"/> Yes <input type="checkbox"/> No <input checked="" type="checkbox"/> N/A	
Samples from USDA Regulated Area: State:	<input type="checkbox"/> Yes <input type="checkbox"/> No <input checked="" type="checkbox"/> N/A	
Additional labels attached to 5035A / TX1005 vials in the field?	<input type="checkbox"/> Yes <input type="checkbox"/> No <input checked="" type="checkbox"/> N/A	

Client Notification/ Resolution: Copy COC to Client? Y / N Field Data Required? Y / N

Person Contacted: _____ Date/Time: _____

Comments/ Resolution: _____

REVIEWED

Project Manager Reviewed by: Wjchurch at 4:19 pm, 4/16/21 Date: _____

CHAIN-OF-CUSTODY / Analytical Request Document

The Chain-of-Custody is a LEGAL DOCUMENT. All relevant fields must be completed accurately.

Section A Required Client Information:	Section B Required Project Information:	Section C Invoice Information:
Company: Golder Associates	Report To: Jeffrey Ingram	Attention:
Address: 13515 Barrett Parkway Dr., Ste 260 Ballwin, MO 63021	Copy To: Eric Schnieder, Ryan Feldman	Company Name: Golder Associates Inc
Email To: jeffrey_ingram@golder.com	Purchase Order No.: COC #1	Address:
Phone: 636-724-9191 Fax: 636-724-9323	Project Name: Ameren Sioux Energy Center <i>SOLA</i>	REGULATORY AGENCY
Requested Due Date/TAT: Standard	Project Number: 153140602.00037 <i>B</i>	<input type="checkbox"/> NPDES <input checked="" type="checkbox"/> GROUND WATER <input type="checkbox"/> DRINKING WATER <input type="checkbox"/> UST <input type="checkbox"/> RCRA <input type="checkbox"/> OTHER
		Site Location: MO
		State: MO

ITEM #	Valid Matrix Codes MATRIX CODE DRINKING WATER DW WASTE WATER WW PRODUCT P SOIL/SOLID OL OIL WP AR OT TS	Sample ID (A-Z, 0-9 / -) Sample IDs MUST BE UNIQUE	COLLECTED		DATE	TIME	SAMPLE TYPE (G=GRAB C=COMP)	MATRIX CODE (see valid codes to left)	SAMPLE TEMP AT COLLECTION	# OF CONTAINERS	Preservatives Unpreserved H ₂ SO ₄ HNO ₃ HCl NaOH Na ₂ S ₂ O ₃ Methanol Other	Requested Analysis Filtered (Y/N)	Residual Chlorine (Y/N)
			COMPOSITE START	COMPOSITE END/GRAB									
1	S-LMW-1S		4/14/11	0940			WT G			2			
2	S-LMW-5S		11021				WT G			1			
3	S-LMW-6S		11016				WT G			1			
4	S-LMW-7S		1130				WT G			1			
5	S-LMW-1S-1MW-1B-2		1150				WT G			1			
6	S-LMW-1B-1						WT G						
7	S-LMW-1S-1						WT G						
8	S-LMW-1B-1						WT G						
9	S-LMW-1S						WT G						
10	S-LMW-1B						WT G						
11	S-LMW-1S						WT G						
12	S-LMW-1B						WT G						

RELINQUISHED BY / AFFILIATION <i>Eric Schnieder</i>	DATE 4/14/11	TIME 1800	ACCEPTED BY / AFFILIATION <i>Rousson face</i>	DATE 4/15/11	TIME 1040	SAMPLE CONDITIONS
ADDITIONAL COMMENTS						
*App III and Cat/An Metals - EPA 200.7; Fe, Mg, Mn, K, Na, Ca, B						
Temp in °C						
Received on Ice (Y/N)						
Custody Sealed Cooler (Y/N)						
Samples Intact (Y/N)						

SAMPLER NAME AND SIGNATURE

PRINT Name of SAMPLER: *Eric Schnieder*

SIGNATURE of SAMPLER: *[Signature]*

DATE Signed (MM/DD/YY): *04/14/11*

MEMORANDUM**DATE** July 6, 2021**Project No.** 153140603**TO** Project File
Golder Associates**CC** Amanda Derhake, Jeff Ingram**FROM** Annie Muehlfarth**EMAIL** AMuehlfarth@golder.com**DATA VALIDATION SUMMARY, SIOUX ENERGY CENTER – SCPB – DETECTION MONITORING - DATA PACKAGE 60366227REV1**

The following is a summary of instances where quality control criteria in the functional guidelines were not met and data qualification was required:

- When a compound was detected in a blank (i.e. method, field), and the blank comparison criterion was not met, associated sample results were qualified as estimates (J for detects, UJ for non-detects) or non-detects (U).
- When duplicate criterion was not met, the associated sample result was qualified as an estimate (J for detects, UJ for non-detects).
- When matrix spike/matrix spike duplicate (MS/MSD) criterion was not met, the associated sample result was qualified as an estimate (J).

QA LEVEL II - INORGANIC DATA EVALUATION CHECKLIST

Company Name: Golder Associates
 Project Name: Ameren - SEC - SCPB
 Reviewer: A. Muehlfarth

Project Manager: J. Ingram
 Project Number: 153140603
 Validation Date: 7/6/2021

Laboratory: Pace Analytical - Kansas City SDG #: 60366227rev1

Analytical Method (type and no.): EPA 200.7 (Total Metals); SM2320B (Alkalinity); SM2540C (TDS); EPA 300.0 (Anions)

Matrix: Air Soil/Sed. Water Waste

Sample Names S-LMW-9S, S-LMW-3S, S-LMW-8S, S-LMW-DUP-1, S-LMW-DUP-2, S-LMW-FB-1, S-LMW-7S, S-LMW-FB-2, S-LMW-1S, S-LMW-2S, S-LMW-4S, S-LMW-5S, S-LMW-6S, S-BMW-1S, S-BMW-3S

NOTE: Please provide calculation in Comment areas or on the back (if on the back please indicate in comment areas).

Field Information	YES	NO	NA	COMMENTS
a) Sampling dates noted?	<input checked="" type="checkbox"/>	<input type="checkbox"/>	<input type="checkbox"/>	<u>4/9/2021 - 4/14/2021</u>
b) Sampling team indicated?	<input checked="" type="checkbox"/>	<input type="checkbox"/>	<input type="checkbox"/>	<u>SMK/BTT</u>
c) Sample location noted?	<input checked="" type="checkbox"/>	<input type="checkbox"/>	<input type="checkbox"/>	<u></u>
d) Sample depth indicated (Soils)?	<input type="checkbox"/>	<input type="checkbox"/>	<input checked="" type="checkbox"/>	<u></u>
e) Sample type indicated (grab/composite)?	<input checked="" type="checkbox"/>	<input type="checkbox"/>	<input type="checkbox"/>	<u>Grab</u>
f) Field QC noted?	<input checked="" type="checkbox"/>	<input type="checkbox"/>	<input type="checkbox"/>	<u>See Notes</u>
g) Field parameters collected (note types)?	<input checked="" type="checkbox"/>	<input type="checkbox"/>	<input type="checkbox"/>	<u>pH, Sp. Cond, turbidity, temperature, DO, ORP</u>
h) Field Calibration within control limits?	<input checked="" type="checkbox"/>	<input type="checkbox"/>	<input type="checkbox"/>	<u></u>
i) Notations of unacceptable field conditions/performances from field logs or field notes?	<input type="checkbox"/>	<input checked="" type="checkbox"/>	<input type="checkbox"/>	<u></u>
j) Does the laboratory narrative indicate deficiencies?	<input type="checkbox"/>	<input type="checkbox"/>	<input checked="" type="checkbox"/>	<u></u>

Note Deficiencies: _____

Chain-of-Custody (COC)	YES	NO	NA	COMMENTS
a) Was the COC properly completed?	<input checked="" type="checkbox"/>	<input type="checkbox"/>	<input type="checkbox"/>	<u></u>
b) Was the COC signed by both field and laboratory personnel?	<input checked="" type="checkbox"/>	<input type="checkbox"/>	<input type="checkbox"/>	<u></u>
c) Were samples received in good condition?	<input checked="" type="checkbox"/>	<input type="checkbox"/>	<input type="checkbox"/>	<u></u>

General (reference QAPP or Method)	YES	NO	NA	COMMENTS
a) Were hold times met for sample pretreatment?	<input checked="" type="checkbox"/>	<input type="checkbox"/>	<input type="checkbox"/>	<u></u>
b) Were hold times met for sample analysis?	<input checked="" type="checkbox"/>	<input type="checkbox"/>	<input type="checkbox"/>	<u></u>
c) Were the correct preservatives used?	<input checked="" type="checkbox"/>	<input type="checkbox"/>	<input type="checkbox"/>	<u></u>
d) Was the correct method used?	<input checked="" type="checkbox"/>	<input type="checkbox"/>	<input type="checkbox"/>	<u></u>
e) Were appropriate reporting limits achieved?	<input checked="" type="checkbox"/>	<input type="checkbox"/>	<input type="checkbox"/>	<u></u>
f) Were any sample dilutions noted?	<input checked="" type="checkbox"/>	<input type="checkbox"/>	<input type="checkbox"/>	<u>See Notes</u>
g) Were any matrix problems noted?	<input checked="" type="checkbox"/>	<input type="checkbox"/>	<input type="checkbox"/>	<u>See Notes</u>

QA LEVEL II - INORGANIC DATA EVALUATION CHECKLIST

Blanks	YES	NO	NA	COMMENTS
a) Were analytes detected in the method blank(s)?	<input checked="" type="checkbox"/>	<input type="checkbox"/>	<input type="checkbox"/>	See Notes
b) Were analytes detected in the field blank(s)?	<input checked="" type="checkbox"/>	<input type="checkbox"/>	<input type="checkbox"/>	See Notes
c) Were analytes detected in the equipment blank(s)?	<input type="checkbox"/>	<input type="checkbox"/>	<input checked="" type="checkbox"/>	
d) Were analytes detected in the trip blank(s)?	<input type="checkbox"/>	<input type="checkbox"/>	<input checked="" type="checkbox"/>	

Laboratory Control Sample (LCS)	YES	NO	NA	COMMENTS
a) Was a LCS analyzed once per SDG?	<input checked="" type="checkbox"/>	<input type="checkbox"/>	<input type="checkbox"/>	
b) Were the proper analytes included in the LCS?	<input checked="" type="checkbox"/>	<input type="checkbox"/>	<input type="checkbox"/>	
c) Was the LCS accuracy criteria met?	<input checked="" type="checkbox"/>	<input type="checkbox"/>	<input type="checkbox"/>	

Duplicates	YES	NO	NA	COMMENTS
a) Were field duplicates collected (note original and duplicate sample names)?	<input checked="" type="checkbox"/>	<input type="checkbox"/>	<input type="checkbox"/>	
b) Were field dup. precision criteria met (note RPD)?	<input type="checkbox"/>	<input checked="" type="checkbox"/>	<input type="checkbox"/>	See Notes
c) Were lab duplicates analyzed (note original and duplicate samples)?	<input checked="" type="checkbox"/>	<input type="checkbox"/>	<input type="checkbox"/>	
d) Were lab dup. precision criteria met (note RPD)?	<input type="checkbox"/>	<input checked="" type="checkbox"/>	<input type="checkbox"/>	See Notes

Blind Standards	YES	NO	NA	COMMENTS
a) Was a blind standard used (indicate name, analytes included and concentrations)?	<input type="checkbox"/>	<input type="checkbox"/>	<input checked="" type="checkbox"/>	
b) Was the %D within control limits?	<input type="checkbox"/>	<input type="checkbox"/>	<input checked="" type="checkbox"/>	

Matrix Spike/Matrix Spike Duplicate (MS/MSD)	YES	NO	NA	COMMENTS
a) Was MS accuracy criteria met?	<input type="checkbox"/>	<input checked="" type="checkbox"/>	<input type="checkbox"/>	See Notes
Recovery could not be calculated since sample contained high concentration of analyte?	<input type="checkbox"/>	<input type="checkbox"/>	<input checked="" type="checkbox"/>	
b) Was MSD accuracy criteria met?	<input type="checkbox"/>	<input checked="" type="checkbox"/>	<input type="checkbox"/>	See Notes
Recovery could not be calculated since sample contained high concentration of analyte?	<input type="checkbox"/>	<input type="checkbox"/>	<input checked="" type="checkbox"/>	
c) Were MS/MSD precision criteria met?	<input type="checkbox"/>	<input checked="" type="checkbox"/>	<input type="checkbox"/>	See Notes

Comments/Notes:

A "Sample Condition Upon Receipt" form dated 4/14/2021 noted that the lab did not receive samples for S-LMW-2S, S-BMW-1S, S-BMW-3S, and S-LMW-4S, which are all noted on the chain.

A revised data packet was issued July 6, 2021 to add samples S-BMW-1S (-38009) and S-BMW-3S (-38010).

Chloride and Sulfate were diluted in several samples, no qualification necessary.

QA LEVEL IV - INORGANIC DATA EVALUATION CHECKLIST

Comments/Notes:

Blanks:

2875918: Boron (28.8J), associated with samples -002 through -006. Samples detected at > RL but <10x the blank were qualified as estimates (J).

2882121: Chloride (0.51J), associated with unrelated samples, no qualification necessary.

S-LMW-FB-1 @ S-LMW-3: No detections in FB-1.

S-LMW-FB-2 @ S-LMW-7S: TDS (13.0). TDS in associated sample >10x blank result, no qualification necessary

Duplicates:

S-LMW-DUP-1 @ S-LMW-3S: Dup RPD exceeds limit (20%) for Iron (83.3%).

S-LMW-DUP-2 @ S-LMW-8S: Iron detected in sample, ND in Dup

Lab analyzed sample duplicates for Alkalinity, TDS, Chloride, Fluoride, and Sulfate.

Sample Duplicate 2880018: Dup RPD exceeds limit (15%) for Fluoride (26%). Sample duplicate performed on unrelated sample, no qualification necessary.

MS/MSD:

2875920/2875921: MS/MSD recovery low for Calcium. Associated with S-LMW-3S.

2881022/2881023: MSD % recovery low for Boron; MS % recovery high for Calcium. Associated with S-LMW-2S. Only 1 QC indicator out, no qualification necessary.

2878025/2878026: MS % recovery low and MSD % recovery high for Calcium. MS/MSD performed on unrelated sample, no qualification necessary.

2881030/2881031: MS % recovery low for Calcium. MS/MSD performed on unrelated sample, no qualification necessary.

2878146/2878147: MSD % recovery high and RPD exceeds limit for Chloride, Fluoride, Sulfate. MS/MSD performed on unrelated sample, no qualification necessary.

2878152/2878153: MS/MSD % recovery high for Chloride; MSD % recovery high for Sulfate. MS/MSD performed on unrelated sample, no qualification necessary.

2878155/2880144: MSD % recovery high for Sulfate. MS/MSD performed on unrelated sample, no qualification necessary.

2879434/2881092: RPD exceeds limit for Sulfate. MS/MSD performed on unrelated sample, no qualification necessary.

2882113/2882114: MS% recovery high and RPD exceeds limit for Chloride, Fluoride. MS/MSD performed on unrelated sample, no qualification necessary.

2882124/2882125: MS % recovery high for Chloride, Sulfate. MS/MSD performed on unrelated sample, no qualification necessary.

QA LEVEL IV - INORGANIC DATA EVALUATION CHECKLIST

Data Qualification:

Sample Name	Constituent(s)	Result	Qualifier	Reason
S-LMW-3S	Boron	232	J	Detected in MB, 10x blank>result>RL
S-LMW-DUP-1	"	228	J	"
S-LMW-3S	Iron	64.3	J	DUP RPD exceeds limit
S-LMW-DUP-1	"	156	J	"
S-LMW-8S	"	65.1	J	Detected in sample, ND in Dup
S-LMW-DUP-2	"	21.4	UJ	"
S-LMW-3S	Calcium	161000	J-	MS/MSD % recovery low

Signature: _____ *Ann Mulholland* _____

Date: 7/6/2021

June 18, 2021

Jeffrey Ingram
Golder Associates
13515 Barrett Parkway Drive
Suite 260
Ballwin, MO 63021

RE: Project: AMEREN-VS-SCPB
Pace Project No.: 60371255

Dear Jeffrey Ingram:

Enclosed are the analytical results for sample(s) received by the laboratory on June 04, 2021. The results relate only to the samples included in this report. Results reported herein conform to the applicable TNI/NELAC Standards and the laboratory's Quality Manual, where applicable, unless otherwise noted in the body of the report.

The test results provided in this final report were generated by each of the following laboratories within the Pace Network:

- Pace Analytical Services - Kansas City

If you have any questions concerning this report, please feel free to contact me.

Sincerely,



Jamie Church
jamie.church@pacelabs.com
314-838-7223
Project Manager

Enclosures

cc: Ryan Feldmann, Golder
Mark Haddock, Golder Associates
Eric Schneider, Golder Associates
Brendan Talbert, Golder Associates



REPORT OF LABORATORY ANALYSIS

This report shall not be reproduced, except in full,
without the written consent of Pace Analytical Services, LLC.

CERTIFICATIONS

Project: AMEREN-VS-SCPB

Pace Project No.: 60371255

Pace Analytical Services Kansas

9608 Loiret Boulevard, Lenexa, KS 66219

Missouri Inorganic Drinking Water Certification #: 10090

Arkansas Drinking Water

Arkansas Certification #: 20-020-0

Arkansas Drinking Water

Illinois Certification #: 200030

Iowa Certification #: 118

Kansas/NELAP Certification #: E-10116

Louisiana Certification #: 03055

Nevada Certification #: KS000212020-2

Oklahoma Certification #: 9205/9935

Florida: Cert E871149 SEKS WET

Texas Certification #: T104704407-19-12

Utah Certification #: KS000212019-9

Illinois Certification #: 004592

Kansas Field Laboratory Accreditation: # E-92587

Missouri SEKS Micro Certification: 10070

REPORT OF LABORATORY ANALYSIS

This report shall not be reproduced, except in full,
without the written consent of Pace Analytical Services, LLC.

SAMPLE SUMMARY

Project: AMEREN-VS-SCPB

Pace Project No.: 60371255

Lab ID	Sample ID	Matrix	Date Collected	Date Received
60371255001	S-LMW-4S	Water	06/02/21 13:26	06/04/21 04:25
60371255002	S-LMW-5S	Water	06/03/21 11:48	06/04/21 04:25
60371255003	S-LMW-8S	Water	06/03/21 10:10	06/04/21 04:25
60371255004	S-LMW-9S	Water	06/02/21 16:08	06/04/21 04:25
60371255005	S-SCPB-FB-1	Water	06/02/21 13:30	06/04/21 04:25
60371255006	S-SCPB-DUP-1	Water	06/03/21 08:00	06/04/21 04:25

REPORT OF LABORATORY ANALYSIS

This report shall not be reproduced, except in full,
without the written consent of Pace Analytical Services, LLC.

SAMPLE ANALYTE COUNT

Project: AMEREN-VS-SCPB

Pace Project No.: 60371255

Lab ID	Sample ID	Method	Analysts	Analytes Reported	Laboratory
60371255001	S-LMW-4S	EPA 300.0	CRN2	1	PASI-K
60371255002	S-LMW-5S	EPA 200.7	JLH	1	PASI-K
		EPA 300.0	CRN2	2	PASI-K
60371255003	S-LMW-8S	EPA 200.7	JLH	1	PASI-K
		EPA 300.0	CRN2	1	PASI-K
60371255004	S-LMW-9S	EPA 300.0	CRN2	1	PASI-K
60371255005	S-SCPB-FB-1	EPA 200.7	JLH	1	PASI-K
		EPA 300.0	CRN2	2	PASI-K
60371255006	S-SCPB-DUP-1	EPA 200.7	JLH	1	PASI-K
		EPA 300.0	CRN2	2	PASI-K

PASI-K = Pace Analytical Services - Kansas City

REPORT OF LABORATORY ANALYSIS

This report shall not be reproduced, except in full,
without the written consent of Pace Analytical Services, LLC.

ANALYTICAL RESULTS

Project: AMEREN-VS-SCPB

Pace Project No.: 60371255

Sample: S-LMW-4S **Lab ID: 60371255001** Collected: 06/02/21 13:26 Received: 06/04/21 04:25 Matrix: Water

Parameters	Results	Units	PQL	MDL	DF	Prepared	Analyzed	CAS No.	Qual
300.0 IC Anions 28 Days									
Analytical Method: EPA 300.0									
Pace Analytical Services - Kansas City									
Sulfate	34.0	mg/L	10.0	4.2	10		06/16/21 13:57	14808-79-8	

REPORT OF LABORATORY ANALYSIS

This report shall not be reproduced, except in full,
without the written consent of Pace Analytical Services, LLC.

ANALYTICAL RESULTS

Project: AMEREN-VS-SCPB

Pace Project No.: 60371255

Sample: S-LMW-5S **Lab ID: 60371255002** Collected: 06/03/21 11:48 Received: 06/04/21 04:25 Matrix: Water

Parameters	Results	Units	PQL	MDL	DF	Prepared	Analyzed	CAS No.	Qual
200.7 Metals, Total	Analytical Method: EPA 200.7 Preparation Method: EPA 200.7 Pace Analytical Services - Kansas City								
Calcium	252000	ug/L	200	75.4	1	06/11/21 16:09	06/14/21 14:46	7440-70-2	M1
300.0 IC Anions 28 Days	Analytical Method: EPA 300.0 Pace Analytical Services - Kansas City								
Fluoride	0.26	mg/L	0.20	0.086	1		06/16/21 19:59	16984-48-8	
Sulfate	845	mg/L	100	42.1	100		06/16/21 20:47	14808-79-8	

REPORT OF LABORATORY ANALYSIS

This report shall not be reproduced, except in full,
without the written consent of Pace Analytical Services, LLC.

ANALYTICAL RESULTS

Project: AMEREN-VS-SCPB

Pace Project No.: 60371255

Sample: S-LMW-8S **Lab ID: 60371255003** Collected: 06/03/21 10:10 Received: 06/04/21 04:25 Matrix: Water

Parameters	Results	Units	PQL	MDL	DF	Prepared	Analyzed	CAS No.	Qual
200.7 Metals, Total	Analytical Method: EPA 200.7 Preparation Method: EPA 200.7 Pace Analytical Services - Kansas City								
Calcium	168000	ug/L	200	75.4	1	06/11/21 16:09	06/14/21 14:58	7440-70-2	
300.0 IC Anions 28 Days	Analytical Method: EPA 300.0 Pace Analytical Services - Kansas City								
Fluoride	0.23	mg/L	0.20	0.086	1		06/16/21 14:09	16984-48-8	

REPORT OF LABORATORY ANALYSIS

This report shall not be reproduced, except in full,
without the written consent of Pace Analytical Services, LLC.

ANALYTICAL RESULTS

Project: AMEREN-VS-SCPB

Pace Project No.: 60371255

Sample: S-LMW-9S **Lab ID: 60371255004** Collected: 06/02/21 16:08 Received: 06/04/21 04:25 Matrix: Water

Parameters	Results	Units	PQL	MDL	DF	Prepared	Analyzed	CAS No.	Qual
300.0 IC Anions 28 Days									
Analytical Method: EPA 300.0 Pace Analytical Services - Kansas City									
Fluoride	<0.086	mg/L	0.20	0.086	1		06/16/21 14:45	16984-48-8	

REPORT OF LABORATORY ANALYSIS

This report shall not be reproduced, except in full,
without the written consent of Pace Analytical Services, LLC.

ANALYTICAL RESULTS

Project: AMEREN-VS-SCPB

Pace Project No.: 60371255

Sample: S-SCPB-FB-1 **Lab ID: 60371255005** Collected: 06/02/21 13:30 Received: 06/04/21 04:25 Matrix: Water

Parameters	Results	Units	PQL	MDL	DF	Prepared	Analyzed	CAS No.	Qual
200.7 Metals, Total									
Analytical Method: EPA 200.7 Preparation Method: EPA 200.7									
Pace Analytical Services - Kansas City									
Calcium	<75.4	ug/L	200	75.4	1	06/11/21 16:09	06/14/21 15:01	7440-70-2	
300.0 IC Anions 28 Days									
Analytical Method: EPA 300.0									
Pace Analytical Services - Kansas City									
Fluoride	<0.086	mg/L	0.20	0.086	1		06/16/21 14:57	16984-48-8	
Sulfate	<0.42	mg/L	1.0	0.42	1		06/16/21 14:57	14808-79-8	

REPORT OF LABORATORY ANALYSIS

This report shall not be reproduced, except in full,
without the written consent of Pace Analytical Services, LLC.

ANALYTICAL RESULTS

Project: AMEREN-VS-SCPB

Pace Project No.: 60371255

Sample: S-SCPB-DUP-1 **Lab ID: 60371255006** Collected: 06/03/21 08:00 Received: 06/04/21 04:25 Matrix: Water

Parameters	Results	Units	PQL	MDL	DF	Prepared	Analyzed	CAS No.	Qual
200.7 Metals, Total	Analytical Method: EPA 200.7 Preparation Method: EPA 200.7 Pace Analytical Services - Kansas City								
Calcium	161000	ug/L	200	75.4	1	06/11/21 16:09	06/14/21 15:03	7440-70-2	
300.0 IC Anions 28 Days	Analytical Method: EPA 300.0 Pace Analytical Services - Kansas City								
Fluoride	0.24	mg/L	0.20	0.086	1		06/16/21 15:21	16984-48-8	
Sulfate	299	mg/L	50.0	21.0	50		06/17/21 16:36	14808-79-8	

REPORT OF LABORATORY ANALYSIS

This report shall not be reproduced, except in full,
without the written consent of Pace Analytical Services, LLC.

QUALITY CONTROL DATA

Project: AMEREN-VS-SCPB

Pace Project No.: 60371255

QC Batch:	725898	Analysis Method:	EPA 200.7
QC Batch Method:	EPA 200.7	Analysis Description:	200.7 Metals, Total
		Laboratory:	Pace Analytical Services - Kansas City

Associated Lab Samples: 60371255002, 60371255003, 60371255005, 60371255006

METHOD BLANK: 2916937 Matrix: Water
Associated Lab Samples: 60371255002, 60371255003, 60371255005, 60371255006

Parameter	Units	Blank Result	Reporting Limit	MDL	Analyzed	Qualifiers
Calcium	ug/L	<75.4	200	75.4	06/14/21 14:26	

LABORATORY CONTROL SAMPLE: 2916938

Parameter	Units	Spike Conc.	LCS Result	LCS % Rec	% Rec Limits	Qualifiers
Calcium	ug/L	10000	9830	98	85-115	

MATRIX SPIKE & MATRIX SPIKE DUPLICATE: 2916939 2916940

Parameter	Units	60371252002 Result	MS Spike Conc.	MSD Spike Conc.	MS Result	MSD Result	MS % Rec	MSD % Rec	% Rec Limits	RPD	Max RPD	Qual
Calcium	ug/L	202000	10000	10000	208000	218000	53	152	70-130	5	20	M1

MATRIX SPIKE & MATRIX SPIKE DUPLICATE: 2916941 2916942

Parameter	Units	60371255002 Result	MS Spike Conc.	MSD Spike Conc.	MS Result	MSD Result	MS % Rec	MSD % Rec	% Rec Limits	RPD	Max RPD	Qual
Calcium	ug/L	252000	10000	10000	247000	256000	-46	40	70-130	3	20	M1

MATRIX SPIKE & MATRIX SPIKE DUPLICATE: 2916943 2916944

Parameter	Units	60371258002 Result	MS Spike Conc.	MSD Spike Conc.	MS Result	MSD Result	MS % Rec	MSD % Rec	% Rec Limits	RPD	Max RPD	Qual
Calcium	ug/L	152000	10000	10000	163000	162000	106	97	70-130	1	20	

Results presented on this page are in the units indicated by the "Units" column except where an alternate unit is presented to the right of the result.

REPORT OF LABORATORY ANALYSIS

This report shall not be reproduced, except in full,
without the written consent of Pace Analytical Services, LLC.

QUALITY CONTROL DATA

Project: AMEREN-VS-SCPB

Pace Project No.: 60371255

QC Batch: 726410 Analysis Method: EPA 300.0
 QC Batch Method: EPA 300.0 Analysis Description: 300.0 IC Anions
 Laboratory: Pace Analytical Services - Kansas City
 Associated Lab Samples: 60371255001, 60371255003, 60371255004, 60371255005, 60371255006

METHOD BLANK: 2918610 Matrix: Water
 Associated Lab Samples: 60371255001, 60371255003, 60371255004, 60371255005, 60371255006

Parameter	Units	Blank Result	Reporting Limit	MDL	Analyzed	Qualifiers
Fluoride	mg/L	<0.086	0.20	0.086	06/16/21 12:20	
Sulfate	mg/L	<0.42	1.0	0.42	06/16/21 12:20	

METHOD BLANK: 2921617 Matrix: Water
 Associated Lab Samples: 60371255001, 60371255003, 60371255004, 60371255005, 60371255006

Parameter	Units	Blank Result	Reporting Limit	MDL	Analyzed	Qualifiers
Fluoride	mg/L	<0.086	0.20	0.086	06/17/21 08:37	
Sulfate	mg/L	<0.42	1.0	0.42	06/17/21 08:37	

LABORATORY CONTROL SAMPLE: 2918611

Parameter	Units	Spike Conc.	LCS Result	LCS % Rec	% Rec Limits	Qualifiers
Fluoride	mg/L	2.5	2.4	98	90-110	
Sulfate	mg/L	5	4.7	95	90-110	

LABORATORY CONTROL SAMPLE: 2921618

Parameter	Units	Spike Conc.	LCS Result	LCS % Rec	% Rec Limits	Qualifiers
Fluoride	mg/L	2.5	2.5	100	90-110	
Sulfate	mg/L	5	5.0	99	90-110	

MATRIX SPIKE & MATRIX SPIKE DUPLICATE: 2918613 2918614

Parameter	Units	MS		MSD		MS % Rec	MSD % Rec	% Rec Limits	RPD	Max RPD	Qual
		60371252002 Result	Spike Conc.	Spike Conc.	MS Result						
Fluoride	mg/L	<0.086	2.5	2.5	2.5	2.6	101	102	80-120	2	15
Sulfate	mg/L	717	5	5	721	721	80	82	80-120	0	15 E

Results presented on this page are in the units indicated by the "Units" column except where an alternate unit is presented to the right of the result.

REPORT OF LABORATORY ANALYSIS

This report shall not be reproduced, except in full,
 without the written consent of Pace Analytical Services, LLC.

QUALITY CONTROL DATA

Project: AMEREN-VS-SCPB

Pace Project No.: 60371255

MATRIX SPIKE SAMPLE: 2918615		60371258001	Spike	MS	MS	% Rec	
Parameter	Units	Result	Conc.	Result	% Rec	Limits	Qualifiers
Fluoride	mg/L	0.39	2.5	2.9	100	80-120	
Sulfate	mg/L	52.6	25	76.9	97	80-120	

SAMPLE DUPLICATE: 2918612

SAMPLE DUPLICATE: 2918612		60371252002	Dup	RPD	Max	
Parameter	Units	Result	Result	RPD	RPD	Qualifiers
Fluoride	mg/L	<0.086	<0.086		15	
Sulfate	mg/L	717	718	0	15	

Results presented on this page are in the units indicated by the "Units" column except where an alternate unit is presented to the right of the result.

REPORT OF LABORATORY ANALYSIS

This report shall not be reproduced, except in full,
without the written consent of Pace Analytical Services, LLC.

QUALITY CONTROL DATA

Project: AMEREN-VS-SCPB
Pace Project No.: 60371255

QC Batch: 726576 Analysis Method: EPA 300.0
QC Batch Method: EPA 300.0 Analysis Description: 300.0 IC Anions
Laboratory: Pace Analytical Services - Kansas City

Associated Lab Samples: 60371255002

METHOD BLANK: 2919147 Matrix: Water
Associated Lab Samples: 60371255002

Parameter	Units	Blank Result	Reporting Limit	MDL	Analyzed	Qualifiers
Fluoride	mg/L	<0.086	0.20	0.086	06/16/21 19:35	
Sulfate	mg/L	<0.42	1.0	0.42	06/16/21 19:35	

METHOD BLANK: 2922023 Matrix: Water
Associated Lab Samples: 60371255002

Parameter	Units	Blank Result	Reporting Limit	MDL	Analyzed	Qualifiers
Fluoride	mg/L	<0.086	0.20	0.086	06/18/21 09:15	
Sulfate	mg/L	<0.42	1.0	0.42	06/18/21 09:15	

LABORATORY CONTROL SAMPLE: 2919148

Parameter	Units	Spike Conc.	LCS Result	LCS % Rec	% Rec Limits	Qualifiers
Fluoride	mg/L	2.5	2.5	98	90-110	
Sulfate	mg/L	5	4.7	94	90-110	

LABORATORY CONTROL SAMPLE: 2922024

Parameter	Units	Spike Conc.	LCS Result	LCS % Rec	% Rec Limits	Qualifiers
Fluoride	mg/L	2.5	2.7	109	90-110	
Sulfate	mg/L	5	4.8	96	90-110	

MATRIX SPIKE & MATRIX SPIKE DUPLICATE: 2919150 2919151

Parameter	Units	MS		MSD		MS % Rec	MSD % Rec	% Rec Limits	RPD	Max RPD	Qual
		60371255002 Result	Spike Conc.	Spike Conc.	Result						
Fluoride	mg/L	0.26	2.5	2.5	2.9	104	106	80-120	1	15	
Sulfate	mg/L	845	500	500	1360	102	101	80-120	0	15	

Results presented on this page are in the units indicated by the "Units" column except where an alternate unit is presented to the right of the result.

REPORT OF LABORATORY ANALYSIS

This report shall not be reproduced, except in full,
without the written consent of Pace Analytical Services, LLC.

QUALITY CONTROL DATA

Project: AMEREN-VS-SCPB

Pace Project No.: 60371255

MATRIX SPIKE & MATRIX SPIKE DUPLICATE: 2919152												2919153	
Parameter	Units	60371258002 Result	MS	MSD	MS Result	MSD Result	MS % Rec	MSD % Rec	% Rec Limits	RPD	Max RPD	Qual	
			Spike Conc.	Spike Conc.									
Fluoride	mg/L	<0.86	25	25	26.4	26.7	106	107	80-120	1	15		
Sulfate	mg/L	52.2	50	50	99.1	99.4	94	94	80-120	0	15		

MATRIX SPIKE & MATRIX SPIKE DUPLICATE: 2919155												2919156	
Parameter	Units	60371986003 Result	MS	MSD	MS Result	MSD Result	MS % Rec	MSD % Rec	% Rec Limits	RPD	Max RPD	Qual	
			Spike Conc.	Spike Conc.									
Fluoride	mg/L	<0.086	2.5	2.5	2.4	2.5	93	98	80-120	5	15		
Sulfate	mg/L	290	200	200	483	482	96	96	80-120	0	15 E		

SAMPLE DUPLICATE: 2919149

Parameter	Units	60371255002 Result	Dup Result	RPD	Max RPD	Qualifiers
Fluoride	mg/L		0.26	<0.086		15
Sulfate	mg/L		845	842	0	15

SAMPLE DUPLICATE: 2919154

Parameter	Units	60371258002 Result	Dup Result	RPD	Max RPD	Qualifiers
Fluoride	mg/L	<0.86	<0.86			15
Sulfate	mg/L	52.2	49.7	5		15

SAMPLE DUPLICATE: 2919157

Parameter	Units	60371986003 Result	Dup Result	RPD	Max RPD	Qualifiers
Fluoride	mg/L	<0.086	<0.086			15
Sulfate	mg/L	290	290	0		15

Results presented on this page are in the units indicated by the "Units" column except where an alternate unit is presented to the right of the result.

REPORT OF LABORATORY ANALYSIS

This report shall not be reproduced, except in full,
without the written consent of Pace Analytical Services, LLC.

QUALIFIERS

Project: AMEREN-VS-SCPB

Pace Project No.: 60371255

DEFINITIONS

DF - Dilution Factor, if reported, represents the factor applied to the reported data due to dilution of the sample aliquot.

ND - Not Detected at or above adjusted reporting limit.

TNTC - Too Numerous To Count

J - Estimated concentration above the adjusted method detection limit and below the adjusted reporting limit.

MDL - Adjusted Method Detection Limit.

PQL - Practical Quantitation Limit.

RL - Reporting Limit - The lowest concentration value that meets project requirements for quantitative data with known precision and bias for a specific analyte in a specific matrix.

S - Surrogate

1,2-Diphenylhydrazine decomposes to and cannot be separated from Azobenzene using Method 8270. The result for each analyte is a combined concentration.

Consistent with EPA guidelines, unrounded data are displayed and have been used to calculate % recovery and RPD values.

LCS(D) - Laboratory Control Sample (Duplicate)

MS(D) - Matrix Spike (Duplicate)

DUP - Sample Duplicate

RPD - Relative Percent Difference

NC - Not Calculable.

SG - Silica Gel - Clean-Up

U - Indicates the compound was analyzed for, but not detected.

N-Nitrosodiphenylamine decomposes and cannot be separated from Diphenylamine using Method 8270. The result reported for each analyte is a combined concentration.

Pace Analytical is TNI accredited. Contact your Pace PM for the current list of accredited analytes.

TNI - The NELAC Institute.

ANALYTE QUALIFIERS

E Analyte concentration exceeded the calibration range. The reported result is estimated.

M1 Matrix spike recovery exceeded QC limits. Batch accepted based on laboratory control sample (LCS) recovery.

REPORT OF LABORATORY ANALYSIS

This report shall not be reproduced, except in full,
without the written consent of Pace Analytical Services, LLC.

QUALITY CONTROL DATA CROSS REFERENCE TABLE

Project: AMEREN-VS-SCPB

Pace Project No.: 60371255

Lab ID	Sample ID	QC Batch Method	QC Batch	Analytical Method	Analytical Batch
60371255002	S-LMW-5S	EPA 200.7	725898	EPA 200.7	725984
60371255003	S-LMW-8S	EPA 200.7	725898	EPA 200.7	725984
60371255005	S-SCPFB-FB-1	EPA 200.7	725898	EPA 200.7	725984
60371255006	S-SCPFB-DUP-1	EPA 200.7	725898	EPA 200.7	725984
60371255001	S-LMW-4S	EPA 300.0	726410		
60371255002	S-LMW-5S	EPA 300.0	726576		
60371255003	S-LMW-8S	EPA 300.0	726410		
60371255004	S-LMW-9S	EPA 300.0	726410		
60371255005	S-SCPFB-FB-1	EPA 300.0	726410		
60371255006	S-SCPFB-DUP-1	EPA 300.0	726410		

REPORT OF LABORATORY ANALYSIS

This report shall not be reproduced, except in full,
without the written consent of Pace Analytical Services, LLC.



Sample Condition Upon Receipt

WO#: 60371255



Client Name: Golder Associates

Courier: FedEx UPS VIA Clay PEX ECI Pace Xroads Client Other

Tracking #: _____ Pace Shipping Label Used? Yes No

Custody Seal on Cooler/Box Present: Yes No Seals intact: Yes No

Packing Material: Bubble Wrap Bubble Bags Foam None Other Ziploc

Thermometer Used: T298 Type of Ice: Wet Blue None

Cooler Temperature (°C): As-read 1.4 Corr. Factor 0.0 Corrected 1.4
Temperature should be above freezing to 6°C 2.0 0.0 2.0

Date and initials of person examining contents: 6/4/21 Sre

Chain of Custody present:	<input checked="" type="checkbox"/> Yes <input type="checkbox"/> No <input type="checkbox"/> N/A	
Chain of Custody relinquished:	<input checked="" type="checkbox"/> Yes <input type="checkbox"/> No <input type="checkbox"/> N/A	
Samples arrived within holding time:	<input checked="" type="checkbox"/> Yes <input type="checkbox"/> No <input type="checkbox"/> N/A	
Short Hold Time analyses (<72hr):	<input type="checkbox"/> Yes <input checked="" type="checkbox"/> No <input type="checkbox"/> N/A	
Rush Turn Around Time requested:	<input type="checkbox"/> Yes <input checked="" type="checkbox"/> No <input type="checkbox"/> N/A	
Sufficient volume:	<input checked="" type="checkbox"/> Yes <input type="checkbox"/> No <input type="checkbox"/> N/A	
Correct containers used:	<input checked="" type="checkbox"/> Yes <input type="checkbox"/> No <input type="checkbox"/> N/A	
Pace containers used:	<input checked="" type="checkbox"/> Yes <input type="checkbox"/> No <input type="checkbox"/> N/A	
Containers intact:	<input checked="" type="checkbox"/> Yes <input type="checkbox"/> No <input type="checkbox"/> N/A	
Unpreserved 5035A / TX1005/1006 soils frozen in 48hrs?	<input type="checkbox"/> Yes <input type="checkbox"/> No <input checked="" type="checkbox"/> N/A	
Filtered volume received for dissolved tests?	<input type="checkbox"/> Yes <input type="checkbox"/> No <input checked="" type="checkbox"/> N/A	
Sample labels match COC: Date / time / ID / analyses	<input checked="" type="checkbox"/> Yes <input type="checkbox"/> No <input type="checkbox"/> N/A	
Samples contain multiple phases? Matrix: <u>wt</u>	<input type="checkbox"/> Yes <input checked="" type="checkbox"/> No <input type="checkbox"/> N/A	
Containers requiring pH preservation in compliance? (HNO ₃ , H ₂ SO ₄ , HCl<2; NaOH>9 Sulfide, NaOH>10 Cyanide) (Exceptions: VOA, Micro, O&G, KS TPH, OK-DRO) LOT# <u>U03173</u>	<input checked="" type="checkbox"/> Yes <input type="checkbox"/> No <input type="checkbox"/> N/A	List sample IDs, volumes, lot #'s of preservative and the date/time added.
Cyanide water sample checks:		
Lead acetate strip turns dark? (Record only) <input type="checkbox"/> Yes <input type="checkbox"/> No		
Potassium iodide test strip turns blue/purple? (Preserve) <input type="checkbox"/> Yes <input type="checkbox"/> No		
Trip Blank present:	<input type="checkbox"/> Yes <input type="checkbox"/> No <input checked="" type="checkbox"/> N/A	
Headspace in VOA vials (>6mm):	<input type="checkbox"/> Yes <input type="checkbox"/> No <input checked="" type="checkbox"/> N/A	
Samples from USDA Regulated Area: State:	<input type="checkbox"/> Yes <input type="checkbox"/> No <input checked="" type="checkbox"/> N/A	
Additional labels attached to 5035A / TX1005 vials in the field?	<input type="checkbox"/> Yes <input type="checkbox"/> No <input checked="" type="checkbox"/> N/A	

Client Notification/ Resolution: Copy COC to Client? Y / N Field Data Required? Y / N

Person Contacted: _____ Date/Time: _____

Comments/ Resolution: _____

REVIEWED
By jchurch at 3:11 pm, 6/4/21

Project Manager Review: _____ Date: _____

MEMORANDUM

DATE July 20, 2021

Project No. 153140603

TO Project File
Golder Associates

CC Amanda Derhake, Jeff Ingram

FROM Katie Bartels

EMAIL Kbartels@golder.com

DATA VALIDATION SUMMARY, SIOUX ENERGY CENTER – SCPB – VERIFICATION SAMPLING - DATA PACKAGE 60371255

The following is a summary of instances where quality control criteria in the functional guidelines were not met and data qualification was required:

- None.

QA LEVEL II - INORGANIC DATA EVALUATION CHECKLIST

Company Name: Golder Associates
 Project Name: Ameren- Sioux - SCPB
 Reviewer: K. Bartels

Project Manager: J. Ingram
 Project Number: 153140603
 Validation Date: 07/20/2021

Laboratory: Pace Analytical Services - Kansas City SDG #: 60371255
 Analytical Method (type and no.): EPA 300.0 (Anions), EPA 200.7 (Metals, Total)
 Matrix: Air Soil/Sed. Water Waste
 Sample Names S-LMW-4S, S-LMW-5S, S-LMW-8S, S-LMW-9S, S-SCPB-FB-1, S-SCPB-DUP-1

NOTE: Please provide calculation in Comment areas or on the back (if on the back please indicate in comment areas).

Field Information	YES	NO	NA	COMMENTS
a) Sampling dates noted?	<input checked="" type="checkbox"/>	<input type="checkbox"/>	<input type="checkbox"/>	<u>6/2/2021-6/3/2021</u>
b) Sampling team indicated?	<input checked="" type="checkbox"/>	<input type="checkbox"/>	<input type="checkbox"/>	<u>BTT/SSS</u>
c) Sample location noted?	<input checked="" type="checkbox"/>	<input type="checkbox"/>	<input type="checkbox"/>	<u></u>
d) Sample depth indicated (Soils)?	<input type="checkbox"/>	<input type="checkbox"/>	<input checked="" type="checkbox"/>	<u></u>
e) Sample type indicated (grab/composite)?	<input checked="" type="checkbox"/>	<input type="checkbox"/>	<input type="checkbox"/>	<u>Grab</u>
f) Field QC noted?	<input checked="" type="checkbox"/>	<input type="checkbox"/>	<input type="checkbox"/>	<u>See Notes</u>
g) Field parameters collected (note types)?	<input checked="" type="checkbox"/>	<input type="checkbox"/>	<input type="checkbox"/>	<u>pH, S.Cond., Turb, Temp, DO, ORP</u>
h) Field Calibration within control limits?	<input checked="" type="checkbox"/>	<input type="checkbox"/>	<input type="checkbox"/>	<u></u>
i) Notations of unacceptable field conditions/performances from field logs or field notes?	<input type="checkbox"/>	<input checked="" type="checkbox"/>	<input type="checkbox"/>	<u></u>
j) Does the laboratory narrative indicate deficiencies?	<input type="checkbox"/>	<input type="checkbox"/>	<input checked="" type="checkbox"/>	<u></u>

Note Deficiencies: _____

Chain-of-Custody (COC)	YES	NO	NA	COMMENTS
a) Was the COC properly completed?	<input checked="" type="checkbox"/>	<input type="checkbox"/>	<input type="checkbox"/>	<u></u>
b) Was the COC signed by both field and laboratory personnel?	<input checked="" type="checkbox"/>	<input type="checkbox"/>	<input type="checkbox"/>	<u></u>
c) Were samples received in good condition?	<input checked="" type="checkbox"/>	<input type="checkbox"/>	<input type="checkbox"/>	<u></u>

General (reference QAPP or Method)	YES	NO	NA	COMMENTS
a) Were hold times met for sample pretreatment?	<input checked="" type="checkbox"/>	<input type="checkbox"/>	<input type="checkbox"/>	<u></u>
b) Were hold times met for sample analysis?	<input checked="" type="checkbox"/>	<input type="checkbox"/>	<input type="checkbox"/>	<u></u>
c) Were the correct preservatives used?	<input checked="" type="checkbox"/>	<input type="checkbox"/>	<input type="checkbox"/>	<u></u>
d) Was the correct method used?	<input checked="" type="checkbox"/>	<input type="checkbox"/>	<input type="checkbox"/>	<u></u>
e) Were appropriate reporting limits achieved?	<input checked="" type="checkbox"/>	<input type="checkbox"/>	<input type="checkbox"/>	<u></u>
f) Were any sample dilutions noted?	<input checked="" type="checkbox"/>	<input type="checkbox"/>	<input type="checkbox"/>	<u>See Notes</u>
g) Were any matrix problems noted?	<input checked="" type="checkbox"/>	<input type="checkbox"/>	<input type="checkbox"/>	<u>See Notes</u>

QA LEVEL II - INORGANIC DATA EVALUATION CHECKLIST

Blanks	YES	NO	NA	COMMENTS
a) Were analytes detected in the method blank(s)?	<input type="checkbox"/>	<input checked="" type="checkbox"/>	<input type="checkbox"/>	
b) Were analytes detected in the field blank(s)?	<input type="checkbox"/>	<input checked="" type="checkbox"/>	<input type="checkbox"/>	S-SCPFB-FB-1 @ S-LMW-4S
c) Were analytes detected in the equipment blank(s)?	<input type="checkbox"/>	<input type="checkbox"/>	<input checked="" type="checkbox"/>	
d) Were analytes detected in the trip blank(s)?	<input type="checkbox"/>	<input type="checkbox"/>	<input checked="" type="checkbox"/>	

Laboratory Control Sample (LCS)	YES	NO	NA	COMMENTS
a) Was a LCS analyzed once per SDG?	<input checked="" type="checkbox"/>	<input type="checkbox"/>	<input type="checkbox"/>	
b) Were the proper analytes included in the LCS?	<input checked="" type="checkbox"/>	<input type="checkbox"/>	<input type="checkbox"/>	
c) Was the LCS accuracy criteria met?	<input checked="" type="checkbox"/>	<input type="checkbox"/>	<input type="checkbox"/>	

Duplicates	YES	NO	NA	COMMENTS
a) Were field duplicates collected (note original and duplicate sample names)?	<input checked="" type="checkbox"/>	<input type="checkbox"/>	<input type="checkbox"/>	S-SCPFB-DUP-1 @ S-LMW-8S
b) Were field dup. precision criteria met (note RPD)?	<input checked="" type="checkbox"/>	<input type="checkbox"/>	<input type="checkbox"/>	RPD < 20%
c) Were lab duplicates analyzed (note original and duplicate samples)?	<input type="checkbox"/>	<input checked="" type="checkbox"/>	<input type="checkbox"/>	
d) Were lab dup. precision criteria met (note RPD)?	<input type="checkbox"/>	<input type="checkbox"/>	<input checked="" type="checkbox"/>	

Blind Standards	YES	NO	NA	COMMENTS
a) Was a blind standard used (indicate name, analytes included and concentrations)?	<input type="checkbox"/>	<input checked="" type="checkbox"/>	<input type="checkbox"/>	
b) Was the %D within control limits?	<input type="checkbox"/>	<input type="checkbox"/>	<input checked="" type="checkbox"/>	

Matrix Spike/Matrix Spike Duplicate (MS/MSD)	YES	NO	NA	COMMENTS
a) Was MS accuracy criteria met?	<input type="checkbox"/>	<input checked="" type="checkbox"/>	<input type="checkbox"/>	See Notes
Recovery could not be calculated since sample contained high concentration of analyte?	<input type="checkbox"/>	<input type="checkbox"/>	<input checked="" type="checkbox"/>	
b) Was MSD accuracy criteria met?	<input type="checkbox"/>	<input checked="" type="checkbox"/>	<input type="checkbox"/>	See Notes
Recovery could not be calculated since sample contained high concentration of analyte?	<input type="checkbox"/>	<input type="checkbox"/>	<input checked="" type="checkbox"/>	
c) Were MS/MSD precision criteria met?	<input checked="" type="checkbox"/>	<input type="checkbox"/>	<input type="checkbox"/>	

Comments/Notes:

Sulfate diluted in -001, -002, and -006; no qualification necessary.

MS/MSD:

2916939/2916940: MS % recovery low, MSD % recovery high for Calcium. MS/MSD performed on unrelated sample, no qualification necessary.

2916941/2916942: MS/MSD % recovery low for Calcium. Associated with sample -002. Sample result >4x spike added, no qualification necessary.

December 28, 2021

Jeffrey Ingram
Golder Associates
701 Emerson Road, Suite 250
Saint Louis, MO 63141

RE: Project: AMEREN SCPB
Pace Project No.: 60385870

Dear Jeffrey Ingram:

Enclosed are the analytical results for sample(s) received by the laboratory between November 10, 2021 and November 13, 2021. The results relate only to the samples included in this report. Results reported herein conform to the applicable TNI/NELAC Standards and the laboratory's Quality Manual, where applicable, unless otherwise noted in the body of the report.

The test results provided in this final report were generated by each of the following laboratories within the Pace Network:

- Pace Analytical Services - Indianapolis
- Pace Analytical Services - Kansas City
- Pace Analytical Services - Greensburg

If you have any questions concerning this report, please feel free to contact me.

Sincerely,



Jamie Church
jamie.church@pacelabs.com
314-838-7223
Project Manager

Enclosures

cc: Ryan Feldmann, Golder
Mark Haddock, Golder Associates
Eric Schneider, Golder Associates
Brendan Talbert, Golder Associates



REPORT OF LABORATORY ANALYSIS

This report shall not be reproduced, except in full,
without the written consent of Pace Analytical Services, LLC.

CERTIFICATIONS

Project: AMEREN SCPB

Pace Project No.: 60385870

Pace Analytical Services Pennsylvania

1638 Roseytown Rd Suites 2,3&4, Greensburg, PA 15601

ANAB DOD-ELAP Rad Accreditation #: L2417

Alabama Certification #: 41590

Arizona Certification #: AZ0734

Arkansas Certification

California Certification #: 04222CA

Colorado Certification #: PA01547

Connecticut Certification #: PH-0694

Delaware Certification

EPA Region 4 DW Rad

Florida/TNI Certification #: E87683

Georgia Certification #: C040

Florida: Cert E871149 SEKS WET

Guam Certification

Hawaii Certification

Idaho Certification

Illinois Certification

Indiana Certification

Iowa Certification #: 391

Kansas/TNI Certification #: E-10358

Kentucky Certification #: KY90133

KY WW Permit #: KY0098221

KY WW Permit #: KY0000221

Louisiana DHH/TNI Certification #: LA180012

Louisiana DEQ/TNI Certification #: 4086

Maine Certification #: 2017020

Maryland Certification #: 308

Massachusetts Certification #: M-PA1457

Michigan/PADEP Certification #: 9991

Missouri Certification #: 235

Montana Certification #: Cert0082

Nebraska Certification #: NE-OS-29-14

Nevada Certification #: PA014572018-1

New Hampshire/TNI Certification #: 297617

New Jersey/TNI Certification #: PA051

New Mexico Certification #: PA01457

New York/TNI Certification #: 10888

North Carolina Certification #: 42706

North Dakota Certification #: R-190

Ohio EPA Rad Approval: #41249

Oregon/TNI Certification #: PA200002-010

Pennsylvania/TNI Certification #: 65-00282

Puerto Rico Certification #: PA01457

Rhode Island Certification #: 65-00282

South Dakota Certification

Tennessee Certification #: 02867

Texas/TNI Certification #: T104704188-17-3

Utah/TNI Certification #: PA014572017-9

USDA Soil Permit #: P330-17-00091

Vermont Dept. of Health: ID# VT-0282

Virgin Island/PADEP Certification

Virginia/VELAP Certification #: 9526

Washington Certification #: C868

West Virginia DEP Certification #: 143

West Virginia DHHR Certification #: 9964C

Wisconsin Approve List for Rad

Wyoming Certification #: 8TMS-L

Pace Analytical Services Indianapolis

7726 Moller Road, Indianapolis, IN 46268

Illinois Accreditation #: 200074

Indiana Drinking Water Laboratory #: C-49-06

Kansas/TNI Certification #: E-10177

Kentucky UST Agency Interest #: 80226

Kentucky WW Laboratory ID #: 98019

Michigan Drinking Water Laboratory #9050

Ohio VAP Certified Laboratory #: CL0065

Oklahoma Laboratory #: 9204

Texas Certification #: T104704355

Wisconsin Laboratory #: 999788130

USDA Soil Permit #: P330-19-00257

Pace Analytical Services Kansas

9608 Loiret Boulevard, Lenexa, KS 66219

Missouri Inorganic Drinking Water Certification #: 10090

Arkansas Drinking Water

Arkansas Certification #: 20-020-0

Arkansas Drinking Water

Illinois Certification #: 2000302021-3

Iowa Certification #: 118

Kansas/NELAP Certification #: E-10116

Louisiana Certification #: 03055

Nevada Certification #: KS000212020-2

Oklahoma Certification #: 9205/9935

Florida: Cert E871149 SEKS WET

Texas Certification #: T104704407-19-12

Utah Certification #: KS000212019-9

Illinois Certification #: 004592

Kansas Field Laboratory Accreditation: # E-92587

Missouri SEKS Micro Certification: 10070

REPORT OF LABORATORY ANALYSIS

This report shall not be reproduced, except in full,
without the written consent of Pace Analytical Services, LLC.

SAMPLE SUMMARY

Project: AMEREN SCPB

Pace Project No.: 60385870

Lab ID	Sample ID	Matrix	Date Collected	Date Received
60385870001	S-LMW-FB-1	Water	11/09/21 13:55	11/10/21 05:17
60385870002	S-LMW-7S	Water	11/09/21 13:35	11/10/21 05:17
60385870003	S-LMW-3S	Water	11/11/21 13:20	11/13/21 04:32
60385870004	S-LMW-8S	Water	11/10/21 12:46	11/13/21 04:32
60385870005	S-LMW-9S	Water	11/10/21 13:39	11/13/21 04:32
60385870006	S-LMW-DUP-1	Water	11/10/21 00:00	11/13/21 04:32
60385870007	S-LMW-FB-2	Water	11/11/21 11:00	11/13/21 04:32
60385870008	S-LMW-DUP-2	Water	11/10/21 00:00	11/12/21 04:32
60385860001	S-BMW-1S	Water	11/08/21 14:41	11/10/21 05:17
60385860002	S-BMW-3S	Water	11/08/21 15:15	11/10/21 05:17
60385860015	S-LMW-1S	Water	11/11/21 10:07	11/12/21 04:32
60385860016	S-LMW-2S	Water	11/10/21 15:46	11/12/21 04:32
60385860017	S-LMW-4S	Water	11/10/21 15:11	11/12/21 04:32
60385860003	S-LMW-5S	Water	11/09/21 10:47	11/10/21 05:17
60385860004	S-LMW-6S	Water	11/09/21 12:27	11/10/21 05:17

REPORT OF LABORATORY ANALYSIS

This report shall not be reproduced, except in full,
without the written consent of Pace Analytical Services, LLC.

SAMPLE ANALYTE COUNT

Project: AMEREN SCPB

Pace Project No.: 60385870

Lab ID	Sample ID	Method	Analysts	Analytes Reported	Laboratory
60385870001	S-LMW-FB-1	EPA 200.7	MA1	7	PASI-K
		SM 2320B	SWJ	1	PASI-I
		SM 2540C	BLA	1	PASI-K
		EPA 300.0	LDB	3	PASI-K
60385870002	S-LMW-7S	EPA 200.7	MA1	7	PASI-K
		SM 2320B	SWJ	1	PASI-I
		SM 2540C	BLA	1	PASI-K
		EPA 300.0	LDB, MAW	3	PASI-K
60385870003	S-LMW-3S	EPA 200.7	MA1	7	PASI-K
		SM 2320B	SWJ	1	PASI-I
		SM 2540C	BLA	1	PASI-K
		EPA 300.0	LDB	3	PASI-K
60385870004	S-LMW-8S	EPA 200.7	MA1	7	PASI-K
		SM 2320B	SWJ	1	PASI-I
		SM 2540C	BLA	1	PASI-K
		EPA 300.0	LDB	3	PASI-K
60385870005	S-LMW-9S	EPA 200.7	MA1	7	PASI-K
		SM 2320B	SWJ	1	PASI-I
		SM 2540C	BLA	1	PASI-K
		EPA 300.0	LDB	3	PASI-K
60385870006	S-LMW-DUP-1	EPA 200.7	MA1	7	PASI-K
		SM 2320B	SWJ	1	PASI-I
		SM 2540C	BLA	1	PASI-K
		EPA 300.0	LDB	3	PASI-K
60385870007	S-LMW-FB-2	EPA 200.7	MA1	7	PASI-K
		SM 2320B	SWJ	1	PASI-I
		SM 2540C	BLA	1	PASI-K
		EPA 300.0	LDB	3	PASI-K
60385870008	S-LMW-DUP-2	EPA 200.7	JLH	7	PASI-K
		SM 2320B	SWJ	1	PASI-I
		SM 2540C	BLA	1	PASI-K
		EPA 300.0	LDB, MAW	3	PASI-K
60385860001	S-BMW-1S	EPA 200.7	MA1	7	PASI-K
		EPA 903.1	MK1	1	PASI-PA
		EPA 904.0	VAL	1	PASI-PA
		SM 2320B	SWJ	1	PASI-I
		SM 2540C	BLA	1	PASI-K

REPORT OF LABORATORY ANALYSIS

This report shall not be reproduced, except in full,
without the written consent of Pace Analytical Services, LLC.

SAMPLE ANALYTE COUNT

Project: AMEREN SCPB

Pace Project No.: 60385870

Lab ID	Sample ID	Method	Analysts	Analytes Reported	Laboratory
60385860002	S-BMW-3S	EPA 300.0	MAW	3	PASI-K
		EPA 200.7	MA1	7	PASI-K
		EPA 903.1	MK1	1	PASI-PA
		EPA 904.0	VAL	1	PASI-PA
		SM 2320B	SWJ	1	PASI-I
		SM 2540C	BLA	1	PASI-K
60385860015	S-LMW-1S	EPA 300.0	MAW	3	PASI-K
		EPA 200.7	MA1	7	PASI-K
		EPA 903.1	MK1	1	PASI-PA
		EPA 904.0	VAL	1	PASI-PA
		SM 2320B	SWJ	1	PASI-I
		SM 2540C	BLA	1	PASI-K
60385860016	S-LMW-2S	EPA 300.0	MAW	3	PASI-K
		EPA 200.7	MA1	7	PASI-K
		EPA 903.1	MK1	1	PASI-PA
		EPA 904.0	VAL	1	PASI-PA
		SM 2320B	SWJ	1	PASI-I
		SM 2540C	BLA	1	PASI-K
60385860017	S-LMW-4S	EPA 300.0	MAW	3	PASI-K
		EPA 200.7	MA1	7	PASI-K
		EPA 903.1	MK1	1	PASI-PA
		EPA 904.0	VAL	1	PASI-PA
		SM 2320B	SWJ	1	PASI-I
		SM 2540C	BLA	1	PASI-K
60385860003	S-LMW-5S	EPA 300.0	MAW	3	PASI-K
		EPA 200.7	MA1	7	PASI-K
		EPA 903.1	MK1	1	PASI-PA
		EPA 904.0	VAL	1	PASI-PA
		SM 2320B	SWJ	1	PASI-I
		SM 2540C	BLA	1	PASI-K
60385860004	S-LMW-6S	EPA 300.0	MAW	3	PASI-K
		EPA 200.7	MA1	7	PASI-K
		EPA 903.1	MK1	1	PASI-PA
		EPA 904.0	VAL	1	PASI-PA
		SM 2320B	SWJ	1	PASI-I
		SM 2540C	BLA	1	PASI-K
		EPA 300.0	MAW	3	PASI-K

REPORT OF LABORATORY ANALYSIS

This report shall not be reproduced, except in full,
without the written consent of Pace Analytical Services, LLC.

SAMPLE ANALYTE COUNT

Project: AMEREN SCPB

Pace Project No.: 60385870

Lab ID	Sample ID	Method	Analysts	Analytes Reported	Laboratory
--------	-----------	--------	----------	-------------------	------------

PASI-I = Pace Analytical Services - Indianapolis
PASI-K = Pace Analytical Services - Kansas City
PASI-PA = Pace Analytical Services - Greensburg

REPORT OF LABORATORY ANALYSIS

This report shall not be reproduced, except in full,
without the written consent of Pace Analytical Services, LLC.

ANALYTICAL RESULTS

Project: AMEREN SCPB

Pace Project No.: 60385870

Sample: S-LMW-FB-1 **Lab ID: 60385870001** Collected: 11/09/21 13:55 Received: 11/10/21 05:17 Matrix: Water

Parameters	Results	Units	PQL	MDL	DF	Prepared	Analyzed	CAS No.	Qual
200.7 Metals, Total		Analytical Method: EPA 200.7 Preparation Method: EPA 200.7 Pace Analytical Services - Kansas City							
Boron	<8.6	ug/L	100	8.6	1	11/27/21 16:56	11/30/21 18:30	7440-42-8	
Calcium	<75.4	ug/L	200	75.4	1	11/27/21 16:56	11/30/21 18:30	7440-70-2	
Iron	<21.4	ug/L	50.0	21.4	1	11/27/21 16:56	11/30/21 18:30	7439-89-6	
Magnesium	<31.4	ug/L	50.0	31.4	1	11/27/21 16:56	11/30/21 18:30	7439-95-4	
Manganese	<0.74	ug/L	5.0	0.74	1	11/27/21 16:56	11/30/21 18:30	7439-96-5	
Potassium	<146	ug/L	500	146	1	11/27/21 16:56	11/30/21 18:30	7440-09-7	
Sodium	<254	ug/L	500	254	1	11/27/21 16:56	11/30/21 18:30	7440-23-5	
2320B Alkalinity		Analytical Method: SM 2320B Pace Analytical Services - Indianapolis							
Alkalinity, Total as CaCO3	<2.0	mg/L	2.0	2.0	1		11/16/21 11:33		
2540C Total Dissolved Solids		Analytical Method: SM 2540C Pace Analytical Services - Kansas City							
Total Dissolved Solids	<5.0	mg/L	5.0	5.0	1		11/16/21 09:57		
300.0 IC Anions 28 Days		Analytical Method: EPA 300.0 Pace Analytical Services - Kansas City							
Chloride	0.55J	mg/L	1.0	0.39	1		11/20/21 16:58	16887-00-6	
Fluoride	<0.086	mg/L	0.20	0.086	1		11/20/21 16:58	16984-48-8	
Sulfate	<0.42	mg/L	1.0	0.42	1		11/20/21 16:58	14808-79-8	

REPORT OF LABORATORY ANALYSIS

This report shall not be reproduced, except in full,
without the written consent of Pace Analytical Services, LLC.

ANALYTICAL RESULTS

Project: AMEREN SCPB

Pace Project No.: 60385870

Sample: S-LMW-7S **Lab ID: 60385870002** Collected: 11/09/21 13:35 Received: 11/10/21 05:17 Matrix: Water

Parameters	Results	Units	PQL	MDL	DF	Prepared	Analyzed	CAS No.	Qual
200.7 Metals, Total		Analytical Method: EPA 200.7 Preparation Method: EPA 200.7 Pace Analytical Services - Kansas City							
Boron	2900	ug/L	100	8.6	1	11/27/21 16:56	11/30/21 18:32	7440-42-8	
Calcium	246000	ug/L	2000	754	10	11/27/21 16:56	12/01/21 14:56	7440-70-2	
Iron	<21.4	ug/L	50.0	21.4	1	11/27/21 16:56	11/30/21 18:32	7439-89-6	
Magnesium	70700	ug/L	500	314	10	11/27/21 16:56	12/01/21 14:56	7439-95-4	
Manganese	740	ug/L	5.0	0.74	1	11/27/21 16:56	11/30/21 18:32	7439-96-5	
Potassium	4170	ug/L	500	146	1	11/27/21 16:56	11/30/21 18:32	7440-09-7	
Sodium	21300	ug/L	500	254	1	11/27/21 16:56	11/30/21 18:32	7440-23-5	
2320B Alkalinity		Analytical Method: SM 2320B Pace Analytical Services - Indianapolis							
Alkalinity, Total as CaCO3	442	mg/L	2.0	2.0	1		11/16/21 11:33		
2540C Total Dissolved Solids		Analytical Method: SM 2540C Pace Analytical Services - Kansas City							
Total Dissolved Solids	1160	mg/L	13.3	13.3	1		11/16/21 09:57		
300.0 IC Anions 28 Days		Analytical Method: EPA 300.0 Pace Analytical Services - Kansas City							
Chloride	13.5	mg/L	1.0	0.39	1		11/20/21 17:10	16887-00-6	
Fluoride	0.17J	mg/L	0.20	0.086	1		11/20/21 17:10	16984-48-8	
Sulfate	397	mg/L	100	42.1	100		11/21/21 13:56	14808-79-8	

REPORT OF LABORATORY ANALYSIS

This report shall not be reproduced, except in full,
without the written consent of Pace Analytical Services, LLC.

ANALYTICAL RESULTS

Project: AMEREN SCPB

Pace Project No.: 60385870

Sample: S-LMW-3S **Lab ID: 60385870003** Collected: 11/11/21 13:20 Received: 11/13/21 04:32 Matrix: Water

Parameters	Results	Units	PQL	MDL	DF	Prepared	Analyzed	CAS No.	Qual
200.7 Metals, Total									
Analytical Method: EPA 200.7 Preparation Method: EPA 200.7									
Pace Analytical Services - Kansas City									
Boron	219	ug/L	100	8.6	1	11/17/21 12:35	11/19/21 11:52	7440-42-8	
Calcium	155000	ug/L	1000	377	5	11/17/21 12:35	11/22/21 12:32	7440-70-2	M1
Iron	<21.4	ug/L	50.0	21.4	1	11/17/21 12:35	11/19/21 11:52	7439-89-6	
Magnesium	28000	ug/L	50.0	31.4	1	11/17/21 12:35	11/19/21 11:52	7439-95-4	
Manganese	9.0	ug/L	5.0	0.74	1	11/17/21 12:35	11/19/21 11:52	7439-96-5	
Potassium	4500	ug/L	500	146	1	11/17/21 12:35	11/19/21 11:52	7440-09-7	
Sodium	18000	ug/L	500	254	1	11/17/21 12:35	11/19/21 11:52	7440-23-5	
2320B Alkalinity									
Analytical Method: SM 2320B									
Pace Analytical Services - Indianapolis									
Alkalinity, Total as CaCO3	435	mg/L	2.0	2.0	1		11/17/21 10:43		
2540C Total Dissolved Solids									
Analytical Method: SM 2540C									
Pace Analytical Services - Kansas City									
Total Dissolved Solids	753	mg/L	10.0	10.0	1		11/18/21 09:52		
300.0 IC Anions 28 Days									
Analytical Method: EPA 300.0									
Pace Analytical Services - Kansas City									
Chloride	25.8	mg/L	5.0	1.9	5		11/17/21 15:02	16887-00-6	
Fluoride	0.26	mg/L	0.20	0.086	1		11/17/21 14:36	16984-48-8	
Sulfate	29.1	mg/L	5.0	2.1	5		11/17/21 15:02	14808-79-8	

REPORT OF LABORATORY ANALYSIS

This report shall not be reproduced, except in full,
without the written consent of Pace Analytical Services, LLC.

ANALYTICAL RESULTS

Project: AMEREN SCPB

Pace Project No.: 60385870

Sample: S-LMW-8S **Lab ID: 60385870004** Collected: 11/10/21 12:46 Received: 11/13/21 04:32 Matrix: Water

Parameters	Results	Units	PQL	MDL	DF	Prepared	Analyzed	CAS No.	Qual
200.7 Metals, Total		Analytical Method: EPA 200.7 Preparation Method: EPA 200.7 Pace Analytical Services - Kansas City							
Boron	5200	ug/L	100	8.6	1	11/17/21 12:35	11/19/21 11:58	7440-42-8	
Calcium	177000	ug/L	1000	377	5	11/17/21 12:35	11/22/21 12:38	7440-70-2	
Iron	<21.4	ug/L	50.0	21.4	1	11/17/21 12:35	11/19/21 11:58	7439-89-6	
Magnesium	36700	ug/L	50.0	31.4	1	11/17/21 12:35	11/19/21 11:58	7439-95-4	
Manganese	542	ug/L	5.0	0.74	1	11/17/21 12:35	11/19/21 11:58	7439-96-5	
Potassium	4080	ug/L	500	146	1	11/17/21 12:35	11/19/21 11:58	7440-09-7	
Sodium	48900	ug/L	500	254	1	11/17/21 12:35	11/19/21 11:58	7440-23-5	
2320B Alkalinity		Analytical Method: SM 2320B Pace Analytical Services - Indianapolis							
Alkalinity, Total as CaCO3	299	mg/L	2.0	2.0	1		11/17/21 10:43		
2540C Total Dissolved Solids		Analytical Method: SM 2540C Pace Analytical Services - Kansas City							
Total Dissolved Solids	841	mg/L	10.0	10.0	1		11/17/21 10:03		
300.0 IC Anions 28 Days		Analytical Method: EPA 300.0 Pace Analytical Services - Kansas City							
Chloride	25.7	mg/L	5.0	1.9	5		11/17/21 15:42	16887-00-6	
Fluoride	0.59	mg/L	0.20	0.086	1		11/17/21 15:29	16984-48-8	
Sulfate	304	mg/L	50.0	21.0	50		11/17/21 15:56	14808-79-8	

REPORT OF LABORATORY ANALYSIS

This report shall not be reproduced, except in full,
without the written consent of Pace Analytical Services, LLC.

ANALYTICAL RESULTS

Project: AMEREN SCPB

Pace Project No.: 60385870

Sample: S-LMW-9S **Lab ID: 60385870005** Collected: 11/10/21 13:39 Received: 11/13/21 04:32 Matrix: Water

Parameters	Results	Units	PQL	MDL	DF	Prepared	Analyzed	CAS No.	Qual
200.7 Metals, Total		Analytical Method: EPA 200.7 Preparation Method: EPA 200.7 Pace Analytical Services - Kansas City							
Boron	1330	ug/L	100	8.6	1	11/17/21 12:35	11/19/21 12:00	7440-42-8	
Calcium	193000	ug/L	1000	377	5	11/17/21 12:35	11/22/21 12:44	7440-70-2	
Iron	23.6J	ug/L	50.0	21.4	1	11/17/21 12:35	11/19/21 12:00	7439-89-6	
Magnesium	45300	ug/L	50.0	31.4	1	11/17/21 12:35	11/19/21 12:00	7439-95-4	
Manganese	663	ug/L	5.0	0.74	1	11/17/21 12:35	11/19/21 12:00	7439-96-5	
Potassium	4770	ug/L	500	146	1	11/17/21 12:35	11/19/21 12:00	7440-09-7	
Sodium	51800	ug/L	500	254	1	11/17/21 12:35	11/19/21 12:00	7440-23-5	
2320B Alkalinity		Analytical Method: SM 2320B Pace Analytical Services - Indianapolis							
Alkalinity, Total as CaCO3	354	mg/L	2.0	2.0	1		11/17/21 10:43		
2540C Total Dissolved Solids		Analytical Method: SM 2540C Pace Analytical Services - Kansas City							
Total Dissolved Solids	941	mg/L	13.3	13.3	1		11/17/21 10:03		
300.0 IC Anions 28 Days		Analytical Method: EPA 300.0 Pace Analytical Services - Kansas City							
Chloride	104	mg/L	10.0	3.9	10		11/17/21 18:55	16887-00-6	
Fluoride	0.35	mg/L	0.20	0.086	1		11/17/21 18:42	16984-48-8	
Sulfate	273	mg/L	50.0	21.0	50		11/17/21 19:09	14808-79-8	

REPORT OF LABORATORY ANALYSIS

This report shall not be reproduced, except in full,
without the written consent of Pace Analytical Services, LLC.

ANALYTICAL RESULTS

Project: AMEREN SCPB

Pace Project No.: 60385870

Sample: S-LMW-DUP-1 **Lab ID: 60385870006** Collected: 11/10/21 00:00 Received: 11/13/21 04:32 Matrix: Water

Parameters	Results	Units	PQL	MDL	DF	Prepared	Analyzed	CAS No.	Qual
200.7 Metals, Total		Analytical Method: EPA 200.7 Preparation Method: EPA 200.7 Pace Analytical Services - Kansas City							
Boron	259	ug/L	100	8.6	1	11/17/21 12:35	11/19/21 12:06	7440-42-8	
Calcium	192000	ug/L	1000	377	5	11/17/21 12:35	11/22/21 12:46	7440-70-2	
Iron	<21.4	ug/L	50.0	21.4	1	11/17/21 12:35	11/19/21 12:06	7439-89-6	
Magnesium	37000	ug/L	50.0	31.4	1	11/17/21 12:35	11/19/21 12:06	7439-95-4	
Manganese	253	ug/L	5.0	0.74	1	11/17/21 12:35	11/19/21 12:06	7439-96-5	
Potassium	5120	ug/L	500	146	1	11/17/21 12:35	11/19/21 12:06	7440-09-7	
Sodium	12000	ug/L	500	254	1	11/17/21 12:35	11/19/21 12:06	7440-23-5	
2320B Alkalinity		Analytical Method: SM 2320B Pace Analytical Services - Indianapolis							
Alkalinity, Total as CaCO3	574	mg/L	2.0	2.0	1		11/17/21 10:43		
2540C Total Dissolved Solids		Analytical Method: SM 2540C Pace Analytical Services - Kansas City							
Total Dissolved Solids	612	mg/L	10.0	10.0	1		11/17/21 10:03		
300.0 IC Anions 28 Days		Analytical Method: EPA 300.0 Pace Analytical Services - Kansas City							
Chloride	2.5	mg/L	1.0	0.39	1		11/17/21 19:22	16887-00-6	
Fluoride	0.17J	mg/L	0.20	0.086	1		11/17/21 19:22	16984-48-8	
Sulfate	33.2	mg/L	5.0	2.1	5		11/17/21 19:36	14808-79-8	

REPORT OF LABORATORY ANALYSIS

This report shall not be reproduced, except in full,
without the written consent of Pace Analytical Services, LLC.

ANALYTICAL RESULTS

Project: AMEREN SCPB

Pace Project No.: 60385870

Sample: S-LMW-FB-2 **Lab ID: 60385870007** Collected: 11/11/21 11:00 Received: 11/13/21 04:32 Matrix: Water

Parameters	Results	Units	PQL	MDL	DF	Prepared	Analyzed	CAS No.	Qual
200.7 Metals, Total		Analytical Method: EPA 200.7 Preparation Method: EPA 200.7 Pace Analytical Services - Kansas City							
Boron	<8.6	ug/L	100	8.6	1	11/17/21 12:35	11/19/21 12:08	7440-42-8	
Calcium	<75.4	ug/L	200	75.4	1	11/17/21 12:35	11/19/21 12:08	7440-70-2	
Iron	<21.4	ug/L	50.0	21.4	1	11/17/21 12:35	11/19/21 12:08	7439-89-6	
Magnesium	<31.4	ug/L	50.0	31.4	1	11/17/21 12:35	11/19/21 12:08	7439-95-4	
Manganese	<0.74	ug/L	5.0	0.74	1	11/17/21 12:35	11/19/21 12:08	7439-96-5	
Potassium	<146	ug/L	500	146	1	11/17/21 12:35	11/19/21 12:08	7440-09-7	
Sodium	<254	ug/L	500	254	1	11/17/21 12:35	11/19/21 12:08	7440-23-5	
2320B Alkalinity		Analytical Method: SM 2320B Pace Analytical Services - Indianapolis							
Alkalinity, Total as CaCO3	<2.0	mg/L	2.0	2.0	1		11/17/21 10:43		
2540C Total Dissolved Solids		Analytical Method: SM 2540C Pace Analytical Services - Kansas City							
Total Dissolved Solids	<5.0	mg/L	5.0	5.0	1		11/18/21 09:52		
300.0 IC Anions 28 Days		Analytical Method: EPA 300.0 Pace Analytical Services - Kansas City							
Chloride	0.40J	mg/L	1.0	0.39	1		11/17/21 20:02	16887-00-6	
Fluoride	<0.086	mg/L	0.20	0.086	1		11/17/21 20:02	16984-48-8	
Sulfate	<0.42	mg/L	1.0	0.42	1		11/17/21 20:02	14808-79-8	

REPORT OF LABORATORY ANALYSIS

This report shall not be reproduced, except in full,
without the written consent of Pace Analytical Services, LLC.

ANALYTICAL RESULTS

Project: AMEREN SCPB

Pace Project No.: 60385870

Sample: S-LMW-DUP-2 **Lab ID: 60385870008** Collected: 11/10/21 00:00 Received: 11/12/21 04:32 Matrix: Water

Parameters	Results	Units	PQL	MDL	DF	Prepared	Analyzed	CAS No.	Qual
200.7 Metals, Total		Analytical Method: EPA 200.7 Preparation Method: EPA 200.7 Pace Analytical Services - Kansas City							
Boron	5240	ug/L	100	8.6	1	11/16/21 10:33	11/17/21 16:35	7440-42-8	
Calcium	154000	ug/L	200	75.4	1	11/16/21 10:33	11/18/21 16:47	7440-70-2	M1
Iron	<21.4	ug/L	50.0	21.4	1	11/16/21 10:33	11/17/21 16:35	7439-89-6	
Magnesium	37800	ug/L	50.0	31.4	1	11/16/21 10:33	11/17/21 16:35	7439-95-4	
Manganese	533	ug/L	5.0	0.74	1	11/16/21 10:33	11/17/21 16:35	7439-96-5	
Potassium	3960	ug/L	500	146	1	11/16/21 10:33	11/17/21 16:35	7440-09-7	
Sodium	48500	ug/L	500	254	1	11/16/21 10:33	11/17/21 16:35	7440-23-5	
2320B Alkalinity		Analytical Method: SM 2320B Pace Analytical Services - Indianapolis							
Alkalinity, Total as CaCO3	295	mg/L	2.0	2.0	1		11/17/21 10:43		
2540C Total Dissolved Solids		Analytical Method: SM 2540C Pace Analytical Services - Kansas City							
Total Dissolved Solids	856	mg/L	10.0	10.0	1		11/17/21 10:08		
300.0 IC Anions 28 Days		Analytical Method: EPA 300.0 Pace Analytical Services - Kansas City							
Chloride	25.4	mg/L	5.0	1.9	5		11/17/21 14:22	16887-00-6	
Fluoride	<4.3	mg/L	10.0	4.3	50		11/18/21 11:10	16984-48-8	
Sulfate	357	mg/L	50.0	21.0	50		11/18/21 11:10	14808-79-8	

REPORT OF LABORATORY ANALYSIS

This report shall not be reproduced, except in full,
without the written consent of Pace Analytical Services, LLC.

ANALYTICAL RESULTS

Project: AMEREN SCPB

Pace Project No.: 60385870

Sample: S-BMW-1S **Lab ID: 60385860001** Collected: 11/08/21 14:41 Received: 11/10/21 05:17 Matrix: Water

Parameters	Results	Units	PQL	MDL	DF	Prepared	Analyzed	CAS No.	Qual
200.7 Metals, Total		Analytical Method: EPA 200.7 Preparation Method: EPA 200.7 Pace Analytical Services - Kansas City							
Boron	66.9J	ug/L	100	8.6	1	12/03/21 10:02	12/07/21 18:12	7440-42-8	
Calcium	160000	ug/L	2000	754	10	12/03/21 10:02	12/08/21 12:34	7440-70-2	
Iron	<21.4	ug/L	50.0	21.4	1	12/03/21 10:02	12/07/21 18:12	7439-89-6	
Magnesium	29800	ug/L	50.0	31.4	1	12/03/21 10:02	12/07/21 18:12	7439-95-4	
Manganese	895	ug/L	5.0	0.74	1	12/03/21 10:02	12/07/21 18:12	7439-96-5	
Potassium	470J	ug/L	500	146	1	12/03/21 10:02	12/07/21 18:12	7440-09-7	
Sodium	4840	ug/L	500	254	1	12/03/21 10:02	12/07/21 18:12	7440-23-5	
2320B Alkalinity		Analytical Method: SM 2320B Pace Analytical Services - Indianapolis							
Alkalinity, Total as CaCO3	426	mg/L	2.0	2.0	1		11/16/21 11:33		
2540C Total Dissolved Solids		Analytical Method: SM 2540C Pace Analytical Services - Kansas City							
Total Dissolved Solids	534	mg/L	10.0	10.0	1		11/15/21 09:45		
300.0 IC Anions 28 Days		Analytical Method: EPA 300.0 Pace Analytical Services - Kansas City							
Chloride	7.4	mg/L	1.0	0.39	1		11/22/21 10:15	16887-00-6	
Fluoride	<0.086	mg/L	0.20	0.086	1		11/22/21 10:15	16984-48-8	
Sulfate	31.8	mg/L	5.0	2.1	5		11/22/21 10:27	14808-79-8	

REPORT OF LABORATORY ANALYSIS

This report shall not be reproduced, except in full,
without the written consent of Pace Analytical Services, LLC.

ANALYTICAL RESULTS

Project: AMEREN SCPB

Pace Project No.: 60385870

Sample: S-BMW-3S **Lab ID: 60385860002** Collected: 11/08/21 15:15 Received: 11/10/21 05:17 Matrix: Water

Parameters	Results	Units	PQL	MDL	DF	Prepared	Analyzed	CAS No.	Qual
200.7 Metals, Total		Analytical Method: EPA 200.7 Preparation Method: EPA 200.7 Pace Analytical Services - Kansas City							
Boron	67.8J	ug/L	100	8.6	1	12/03/21 10:02	12/07/21 18:14	7440-42-8	
Calcium	137000	ug/L	2000	754	10	12/03/21 10:02	12/08/21 12:36	7440-70-2	
Iron	56.3	ug/L	50.0	21.4	1	12/03/21 10:02	12/07/21 18:14	7439-89-6	
Magnesium	23500	ug/L	50.0	31.4	1	12/03/21 10:02	12/07/21 18:14	7439-95-4	
Manganese	364	ug/L	5.0	0.74	1	12/03/21 10:02	12/07/21 18:14	7439-96-5	
Potassium	533	ug/L	500	146	1	12/03/21 10:02	12/07/21 18:14	7440-09-7	
Sodium	5710	ug/L	500	254	1	12/03/21 10:02	12/07/21 18:14	7440-23-5	
2320B Alkalinity		Analytical Method: SM 2320B Pace Analytical Services - Indianapolis							
Alkalinity, Total as CaCO3	356	mg/L	2.0	2.0	1		11/16/21 11:33		
2540C Total Dissolved Solids		Analytical Method: SM 2540C Pace Analytical Services - Kansas City							
Total Dissolved Solids	461	mg/L	10.0	10.0	1		11/15/21 09:45		
300.0 IC Anions 28 Days		Analytical Method: EPA 300.0 Pace Analytical Services - Kansas City							
Chloride	12.0	mg/L	1.0	0.39	1		11/22/21 10:38	16887-00-6	
Fluoride	0.46	mg/L	0.20	0.086	1		11/22/21 10:38	16984-48-8	
Sulfate	31.2	mg/L	5.0	2.1	5		11/22/21 10:50	14808-79-8	

REPORT OF LABORATORY ANALYSIS

This report shall not be reproduced, except in full,
without the written consent of Pace Analytical Services, LLC.

ANALYTICAL RESULTS

Project: AMEREN SCPB

Pace Project No.: 60385870

Sample: S-LMW-1S **Lab ID: 60385860015** Collected: 11/11/21 10:07 Received: 11/12/21 04:32 Matrix: Water

Parameters	Results	Units	PQL	MDL	DF	Prepared	Analyzed	CAS No.	Qual
200.7 Metals, Total		Analytical Method: EPA 200.7 Preparation Method: EPA 200.7 Pace Analytical Services - Kansas City							
Boron	307	ug/L	100	8.6	1	12/03/21 10:02	12/07/21 18:43	7440-42-8	
Calcium	70500	ug/L	200	75.4	1	12/03/21 10:02	12/07/21 18:43	7440-70-2	
Iron	72.9	ug/L	50.0	21.4	1	12/03/21 10:02	12/07/21 18:43	7439-89-6	
Magnesium	17400	ug/L	50.0	31.4	1	12/03/21 10:02	12/07/21 18:43	7439-95-4	
Manganese	276	ug/L	5.0	0.74	1	12/03/21 10:02	12/07/21 18:43	7439-96-5	
Potassium	6080	ug/L	500	146	1	12/03/21 10:02	12/07/21 18:43	7440-09-7	
Sodium	17600	ug/L	500	254	1	12/03/21 10:02	12/07/21 18:43	7440-23-5	
2320B Alkalinity		Analytical Method: SM 2320B Pace Analytical Services - Indianapolis							
Alkalinity, Total as CaCO ₃	198	mg/L	2.0	2.0	1		11/19/21 13:19		
2540C Total Dissolved Solids		Analytical Method: SM 2540C Pace Analytical Services - Kansas City							
Total Dissolved Solids	320	mg/L	5.0	5.0	1		11/17/21 10:08		
300.0 IC Anions 28 Days		Analytical Method: EPA 300.0 Pace Analytical Services - Kansas City							
Chloride	18.9	mg/L	2.0	0.78	2		11/22/21 08:07	16887-00-6	
Fluoride	0.42	mg/L	0.20	0.086	1		11/22/21 07:53	16984-48-8	
Sulfate	46.0	mg/L	10.0	4.2	10		11/22/21 08:20	14808-79-8	

REPORT OF LABORATORY ANALYSIS

This report shall not be reproduced, except in full,
without the written consent of Pace Analytical Services, LLC.

ANALYTICAL RESULTS

Project: AMEREN SCPB

Pace Project No.: 60385870

Sample: S-LMW-2S **Lab ID: 60385860016** Collected: 11/10/21 15:46 Received: 11/12/21 04:32 Matrix: Water

Parameters	Results	Units	PQL	MDL	DF	Prepared	Analyzed	CAS No.	Qual
200.7 Metals, Total		Analytical Method: EPA 200.7 Preparation Method: EPA 200.7 Pace Analytical Services - Kansas City							
Boron	8000	ug/L	100	8.6	1	12/03/21 10:02	12/07/21 18:45	7440-42-8	
Calcium	236000	ug/L	2000	754	10	12/03/21 10:02	12/08/21 12:57	7440-70-2	
Iron	78.3	ug/L	50.0	21.4	1	12/03/21 10:02	12/07/21 18:45	7439-89-6	
Magnesium	39500	ug/L	50.0	31.4	1	12/03/21 10:02	12/07/21 18:45	7439-95-4	
Manganese	486	ug/L	5.0	0.74	1	12/03/21 10:02	12/07/21 18:45	7439-96-5	
Potassium	8360	ug/L	500	146	1	12/03/21 10:02	12/07/21 18:45	7440-09-7	
Sodium	60900	ug/L	500	254	1	12/03/21 10:02	12/07/21 18:45	7440-23-5	
2320B Alkalinity		Analytical Method: SM 2320B Pace Analytical Services - Indianapolis							
Alkalinity, Total as CaCO3	427	mg/L	2.0	2.0	1		11/19/21 10:16		
2540C Total Dissolved Solids		Analytical Method: SM 2540C Pace Analytical Services - Kansas City							
Total Dissolved Solids	967	mg/L	13.3	13.3	1		11/17/21 10:01		
300.0 IC Anions 28 Days		Analytical Method: EPA 300.0 Pace Analytical Services - Kansas City							
Chloride	155	mg/L	20.0	7.8	20		11/22/21 08:47	16887-00-6	
Fluoride	<0.086	mg/L	0.20	0.086	1		11/22/21 08:33	16984-48-8	
Sulfate	186	mg/L	20.0	8.4	20		11/22/21 08:47	14808-79-8	

REPORT OF LABORATORY ANALYSIS

This report shall not be reproduced, except in full,
without the written consent of Pace Analytical Services, LLC.

ANALYTICAL RESULTS

Project: AMEREN SCPB

Pace Project No.: 60385870

Sample: S-LMW-4S **Lab ID: 60385860017** Collected: 11/10/21 15:11 Received: 11/12/21 04:32 Matrix: Water

Parameters	Results	Units	PQL	MDL	DF	Prepared	Analyzed	CAS No.	Qual
200.7 Metals, Total		Analytical Method: EPA 200.7 Preparation Method: EPA 200.7 Pace Analytical Services - Kansas City							
Boron	254	ug/L	100	8.6	1	12/03/21 10:02	12/07/21 18:51	7440-42-8	
Calcium	185000	ug/L	2000	754	10	12/03/21 10:02	12/08/21 12:59	7440-70-2	
Iron	25.0J	ug/L	50.0	21.4	1	12/03/21 10:02	12/07/21 18:51	7439-89-6	
Magnesium	40500	ug/L	50.0	31.4	1	12/03/21 10:02	12/07/21 18:51	7439-95-4	
Manganese	269	ug/L	5.0	0.74	1	12/03/21 10:02	12/07/21 18:51	7439-96-5	
Potassium	5150	ug/L	500	146	1	12/03/21 10:02	12/07/21 18:51	7440-09-7	
Sodium	11900	ug/L	500	254	1	12/03/21 10:02	12/07/21 18:51	7440-23-5	
2320B Alkalinity		Analytical Method: SM 2320B Pace Analytical Services - Indianapolis							
Alkalinity, Total as CaCO3	557	mg/L	2.0	2.0	1		11/19/21 10:16		
2540C Total Dissolved Solids		Analytical Method: SM 2540C Pace Analytical Services - Kansas City							
Total Dissolved Solids	624	mg/L	10.0	10.0	1		11/17/21 10:01		
300.0 IC Anions 28 Days		Analytical Method: EPA 300.0 Pace Analytical Services - Kansas City							
Chloride	2.5	mg/L	1.0	0.39	1		11/22/21 09:00	16887-00-6	B
Fluoride	0.22	mg/L	0.20	0.086	1		11/22/21 09:00	16984-48-8	
Sulfate	31.4	mg/L	5.0	2.1	5		11/22/21 09:14	14808-79-8	

REPORT OF LABORATORY ANALYSIS

This report shall not be reproduced, except in full,
without the written consent of Pace Analytical Services, LLC.

ANALYTICAL RESULTS

Project: AMEREN SCPB

Pace Project No.: 60385870

Sample: S-LMW-5S **Lab ID: 60385860003** Collected: 11/09/21 10:47 Received: 11/10/21 05:17 Matrix: Water

Parameters	Results	Units	PQL	MDL	DF	Prepared	Analyzed	CAS No.	Qual
200.7 Metals, Total		Analytical Method: EPA 200.7 Preparation Method: EPA 200.7 Pace Analytical Services - Kansas City							
Boron	12900	ug/L	100	8.6	1	12/06/21 10:43	12/07/21 19:04	7440-42-8	M1
Calcium	253000	ug/L	2000	754	10	12/06/21 10:43	12/08/21 13:07	7440-70-2	M1
Iron	59.1	ug/L	50.0	21.4	1	12/06/21 10:43	12/07/21 19:04	7439-89-6	
Magnesium	47100	ug/L	50.0	31.4	1	12/06/21 10:43	12/07/21 19:04	7439-95-4	M1
Manganese	1410	ug/L	5.0	0.74	1	12/06/21 10:43	12/07/21 19:04	7439-96-5	
Potassium	5450	ug/L	500	146	1	12/06/21 10:43	12/07/21 19:04	7440-09-7	
Sodium	157000	ug/L	500	254	1	12/06/21 10:43	12/07/21 19:04	7440-23-5	M1
2320B Alkalinity		Analytical Method: SM 2320B Pace Analytical Services - Indianapolis							
Alkalinity, Total as CaCO3	310	mg/L	2.0	2.0	1		11/16/21 11:33		
2540C Total Dissolved Solids		Analytical Method: SM 2540C Pace Analytical Services - Kansas City							
Total Dissolved Solids	1620	mg/L	13.3	13.3	1		11/16/21 09:54		
300.0 IC Anions 28 Days		Analytical Method: EPA 300.0 Pace Analytical Services - Kansas City							
Chloride	21.8	mg/L	5.0	1.9	5		11/22/21 11:38	16887-00-6	B
Fluoride	0.55	mg/L	0.20	0.086	1		11/22/21 11:02	16984-48-8	
Sulfate	835	mg/L	100	42.1	100		11/22/21 12:37	14808-79-8	M1

REPORT OF LABORATORY ANALYSIS

This report shall not be reproduced, except in full,
without the written consent of Pace Analytical Services, LLC.

ANALYTICAL RESULTS

Project: AMEREN SCPB

Pace Project No.: 60385870

Sample: S-LMW-6S **Lab ID: 60385860004** Collected: 11/09/21 12:27 Received: 11/10/21 05:17 Matrix: Water

Parameters	Results	Units	PQL	MDL	DF	Prepared	Analyzed	CAS No.	Qual
200.7 Metals, Total		Analytical Method: EPA 200.7 Preparation Method: EPA 200.7 Pace Analytical Services - Kansas City							
Boron	22500	ug/L	100	8.6	1	12/03/21 10:02	12/07/21 18:16	7440-42-8	M1
Calcium	291000	ug/L	2000	754	10	12/03/21 10:02	12/08/21 12:38	7440-70-2	M1
Iron	43.0J	ug/L	50.0	21.4	1	12/03/21 10:02	12/07/21 18:16	7439-89-6	
Magnesium	71300	ug/L	500	314	10	12/03/21 10:02	12/08/21 12:38	7439-95-4	
Manganese	509	ug/L	5.0	0.74	1	12/03/21 10:02	12/07/21 18:16	7439-96-5	
Potassium	4790	ug/L	500	146	1	12/03/21 10:02	12/07/21 18:16	7440-09-7	
Sodium	97500	ug/L	500	254	1	12/03/21 10:02	12/07/21 18:16	7440-23-5	M1
2320B Alkalinity		Analytical Method: SM 2320B Pace Analytical Services - Indianapolis							
Alkalinity, Total as CaCO3	342	mg/L	2.0	2.0	1		11/16/21 11:33		
2540C Total Dissolved Solids		Analytical Method: SM 2540C Pace Analytical Services - Kansas City							
Total Dissolved Solids	1570	mg/L	13.3	13.3	1		11/16/21 09:55		
300.0 IC Anions 28 Days		Analytical Method: EPA 300.0 Pace Analytical Services - Kansas City							
Chloride	3.3	mg/L	1.0	0.39	1		11/22/21 13:12	16887-00-6	B
Fluoride	<0.086	mg/L	0.20	0.086	1		11/22/21 13:12	16984-48-8	CH
Sulfate	809	mg/L	100	42.1	100		11/22/21 13:48	14808-79-8	

REPORT OF LABORATORY ANALYSIS

This report shall not be reproduced, except in full,
without the written consent of Pace Analytical Services, LLC.

QUALITY CONTROL DATA

Project: AMEREN SCPB

Pace Project No.: 60385870

QC Batch: 756549

Analysis Method: EPA 200.7

QC Batch Method: EPA 200.7

Analysis Description: 200.7 Metals, Total

Laboratory: Pace Analytical Services - Kansas City

Associated Lab Samples: 60385870008

METHOD BLANK: 3027374

Matrix: Water

Associated Lab Samples: 60385870008

Parameter	Units	Blank Result	Reporting Limit	MDL	Analyzed	Qualifiers
Boron	ug/L	<8.6	100	8.6	11/17/21 16:00	
Calcium	ug/L	<75.4	200	75.4	11/17/21 16:00	
Iron	ug/L	<21.4	50.0	21.4	11/17/21 16:00	
Magnesium	ug/L	<31.4	50.0	31.4	11/17/21 16:00	
Manganese	ug/L	<0.74	5.0	0.74	11/17/21 16:00	
Potassium	ug/L	<146	500	146	11/17/21 16:00	
Sodium	ug/L	<254	500	254	11/17/21 16:00	

LABORATORY CONTROL SAMPLE: 3027375

Parameter	Units	Spike Conc.	LCS Result	LCS % Rec	% Rec Limits	Qualifiers
Boron	ug/L	1000	991	99	85-115	
Calcium	ug/L	10000	10200	102	85-115	
Iron	ug/L	10000	10300	103	85-115	
Magnesium	ug/L	10000	10400	104	85-115	
Manganese	ug/L	1000	1010	101	85-115	
Potassium	ug/L	10000	10200	102	85-115	
Sodium	ug/L	10000	10200	102	85-115	

MATRIX SPIKE & MATRIX SPIKE DUPLICATE: 3027376 3027377

Parameter	Units	60385198001		MSD		MS		MSD		% Rec Limits	RPD	Max RPD	Qual
		Result	MS Spike Conc.	MSD Spike Conc.	Result	MSD Result	% Rec	% Rec					
Boron	ug/L	203	1000	1000	1200	1190	100	98	70-130	1	20		
Calcium	ug/L	94100	10000	10000	99700	99600	56	55	70-130	0	20	M1	
Iron	ug/L	70.6	10000	10000	10100	9800	100	97	70-130	3	20		
Magnesium	ug/L	24500	10000	10000	33600	32600	91	81	70-130	3	20		
Manganese	ug/L	384	1000	1000	1390	1350	101	96	70-130	3	20		
Potassium	ug/L	73800	10000	10000	83300	83100	95	93	70-130	0	20		
Sodium	ug/L	138000	10000	10000	148000	146000	97	84	70-130	1	20		

MATRIX SPIKE SAMPLE: 3027378

Parameter	Units	60385870008 Result	Spike Conc.	MS Result	MS % Rec	% Rec Limits	Qualifiers
Boron	ug/L	5240	1000	6440	120	70-130	
Calcium	ug/L	154000	10000	171000	169	70-130	M1

Results presented on this page are in the units indicated by the "Units" column except where an alternate unit is presented to the right of the result.

REPORT OF LABORATORY ANALYSIS

This report shall not be reproduced, except in full,
without the written consent of Pace Analytical Services, LLC.

QUALITY CONTROL DATA

Project: AMEREN SCPB

Pace Project No.: 60385870

MATRIX SPIKE SAMPLE:		3027378					
Parameter	Units	60385870008 Result	Spike Conc.	MS Result	MS % Rec	% Rec Limits	Qualifiers
Iron	ug/L	<21.4	10000	9770	98	70-130	
Magnesium	ug/L	37800	10000	46300	84	70-130	
Manganese	ug/L	533	1000	1520	99	70-130	
Potassium	ug/L	3960	10000	14500	106	70-130	
Sodium	ug/L	48500	10000	60600	120	70-130	

Results presented on this page are in the units indicated by the "Units" column except where an alternate unit is presented to the right of the result.

REPORT OF LABORATORY ANALYSIS

This report shall not be reproduced, except in full,
without the written consent of Pace Analytical Services, LLC.

QUALITY CONTROL DATA

Project: AMEREN SCPB

Pace Project No.: 60385870

QC Batch:	756897	Analysis Method:	EPA 200.7
QC Batch Method:	EPA 200.7	Analysis Description:	200.7 Metals, Total
		Laboratory:	Pace Analytical Services - Kansas City

Associated Lab Samples: 60385870003, 60385870004, 60385870005, 60385870006, 60385870007

METHOD BLANK: 3028931 Matrix: Water

Associated Lab Samples: 60385870003, 60385870004, 60385870005, 60385870006, 60385870007

Parameter	Units	Blank Result	Reporting Limit	MDL	Analyzed	Qualifiers
Boron	ug/L	<8.6	100	8.6	11/19/21 11:47	
Calcium	ug/L	<75.4	200	75.4	11/19/21 11:47	
Iron	ug/L	<21.4	50.0	21.4	11/19/21 11:47	
Magnesium	ug/L	<31.4	50.0	31.4	11/19/21 11:47	
Manganese	ug/L	<0.74	5.0	0.74	11/19/21 11:47	
Potassium	ug/L	<146	500	146	11/19/21 11:47	
Sodium	ug/L	<254	500	254	11/19/21 11:47	

LABORATORY CONTROL SAMPLE: 3028932

Parameter	Units	Spike Conc.	LCS Result	LCS % Rec	% Rec Limits	Qualifiers
Boron	ug/L	1000	964	96	85-115	
Calcium	ug/L	10000	9660	97	85-115	
Iron	ug/L	10000	9780	98	85-115	
Magnesium	ug/L	10000	10100	101	85-115	
Manganese	ug/L	1000	968	97	85-115	
Potassium	ug/L	10000	9760	98	85-115	
Sodium	ug/L	10000	9840	98	85-115	

MATRIX SPIKE & MATRIX SPIKE DUPLICATE: 3028933 3028934

Parameter	Units	MS		MSD		MS		MSD		% Rec Limits	RPD	Max RPD	Qual
		60385870003	Result	Spike Conc.	Spike Conc.	Result	Result	% Rec	% Rec				
Boron	ug/L	219	1000	1000	1190	1180	97	96	70-130	1	20		
Calcium	ug/L	155000	10000	10000	172000	172000	163	162	70-130	0	20	M1	
Iron	ug/L	<21.4	10000	10000	9610	9600	96	96	70-130	0	20		
Magnesium	ug/L	28000	10000	10000	35600	35300	77	73	70-130	1	20		
Manganese	ug/L	9.0	1000	1000	952	952	94	94	70-130	0	20		
Potassium	ug/L	4500	10000	10000	14800	14500	103	100	70-130	1	20		
Sodium	ug/L	18000	10000	10000	28600	28200	106	102	70-130	1	20		

Results presented on this page are in the units indicated by the "Units" column except where an alternate unit is presented to the right of the result.

REPORT OF LABORATORY ANALYSIS

This report shall not be reproduced, except in full,
without the written consent of Pace Analytical Services, LLC.

QUALITY CONTROL DATA

Project: AMEREN SCPB

Pace Project No.: 60385870

QC Batch: 758172

Analysis Method: EPA 200.7

QC Batch Method: EPA 200.7

Analysis Description: 200.7 Metals, Total

Laboratory: Pace Analytical Services - Kansas City

Associated Lab Samples: 60385870001, 60385870002

METHOD BLANK: 3034277

Matrix: Water

Associated Lab Samples: 60385870001, 60385870002

Parameter	Units	Blank Result	Reporting Limit	MDL	Analyzed	Qualifiers
Boron	ug/L	15.5J	100	8.6	11/30/21 18:09	
Calcium	ug/L	95.6J	200	75.4	11/30/21 18:09	
Iron	ug/L	<21.4	50.0	21.4	11/30/21 18:09	
Magnesium	ug/L	<31.4	50.0	31.4	11/30/21 18:09	
Manganese	ug/L	<0.74	5.0	0.74	11/30/21 18:09	
Potassium	ug/L	<146	500	146	11/30/21 18:09	
Sodium	ug/L	<254	500	254	11/30/21 18:09	

LABORATORY CONTROL SAMPLE: 3034278

Parameter	Units	Spike Conc.	LCS Result	LCS % Rec	% Rec Limits	Qualifiers
Boron	ug/L	1000	962	96	85-115	
Calcium	ug/L	10000	9750	97	85-115	
Iron	ug/L	10000	9750	97	85-115	
Magnesium	ug/L	10000	10000	100	85-115	
Manganese	ug/L	1000	973	97	85-115	
Potassium	ug/L	10000	9630	96	85-115	
Sodium	ug/L	10000	10000	100	85-115	

MATRIX SPIKE & MATRIX SPIKE DUPLICATE: 3034279 3034280

Parameter	Units	60385386027		3034280		MS % Rec	MSD % Rec	% Rec Limits	RPD	Max RPD	Qual
		MS Spike Conc.	MSD Spike Conc.	MS Result	MSD Result						
Boron	ug/L	10300	1000	11100	11400	80	106	70-130	2	20	
Calcium	ug/L	105000	10000	113000	115000	73	96	70-130	2	20	
Iron	ug/L	4680	10000	14400	14500	97	98	70-130	1	20	
Magnesium	ug/L	23200	10000	32000	32700	88	95	70-130	2	20	
Manganese	ug/L	175	1000	1140	1160	97	98	70-130	1	20	
Potassium	ug/L	6850	10000	16400	16700	95	99	70-130	2	20	
Sodium	ug/L	125000	10000	132000	134000	67	94	70-130	2	20 M1	

Results presented on this page are in the units indicated by the "Units" column except where an alternate unit is presented to the right of the result.

REPORT OF LABORATORY ANALYSIS

This report shall not be reproduced, except in full,
without the written consent of Pace Analytical Services, LLC.

QUALITY CONTROL DATA

Project: AMEREN SCPB

Pace Project No.: 60385870

QC Batch:	759536	Analysis Method:	EPA 200.7
QC Batch Method:	EPA 200.7	Analysis Description:	200.7 Metals, Total
		Laboratory:	Pace Analytical Services - Kansas City

Associated Lab Samples: 60385860001, 60385860002, 60385860004, 60385860015, 60385860016, 60385860017

METHOD BLANK: 3038952 Matrix: Water
Associated Lab Samples: 60385860001, 60385860002, 60385860004, 60385860015, 60385860016, 60385860017

Parameter	Units	Blank Result	Reporting Limit	MDL	Analyzed	Qualifiers
Boron	ug/L	<8.6	100	8.6	12/07/21 18:04	
Calcium	ug/L	<75.4	200	75.4	12/07/21 18:04	
Iron	ug/L	<21.4	50.0	21.4	12/07/21 18:04	
Magnesium	ug/L	<31.4	50.0	31.4	12/07/21 18:04	
Manganese	ug/L	<0.74	5.0	0.74	12/07/21 18:04	
Potassium	ug/L	<146	500	146	12/07/21 18:04	
Sodium	ug/L	<254	500	254	12/07/21 18:04	

LABORATORY CONTROL SAMPLE: 3038953

Parameter	Units	Spike Conc.	LCS Result	LCS % Rec	% Rec Limits	Qualifiers
Boron	ug/L	1000	1000	100	85-115	
Calcium	ug/L	10000	9980	100	85-115	
Iron	ug/L	10000	10000	100	85-115	
Magnesium	ug/L	10000	10100	101	85-115	
Manganese	ug/L	1000	1000	100	85-115	
Potassium	ug/L	10000	10000	100	85-115	
Sodium	ug/L	10000	10100	101	85-115	

MATRIX SPIKE & MATRIX SPIKE DUPLICATE: 3038956 3038957

Parameter	Units	60385860004		3038957		MS % Rec	MSD % Rec	% Rec Limits	RPD	Max RPD	Qual
		MS Spike Conc.	MSD Spike Conc.	MS Result	MSD Result						
Boron	ug/L	22500	1000	1000	25100	24300	259	181	70-130	3	20 M1
Calcium	ug/L	291000	10000	10000	304000	303000	131	123	70-130	0	20 M1
Iron	ug/L	43.0J	10000	10000	10500	10300	105	103	70-130	2	20
Magnesium	ug/L	71300	10000	10000	84000	82600	127	113	70-130	2	20
Manganese	ug/L	509	1000	1000	1590	1550	108	104	70-130	3	20
Potassium	ug/L	4790	10000	10000	15800	15300	110	105	70-130	3	20
Sodium	ug/L	97500	10000	10000	115000	111000	170	130	70-130	4	20 M1

Results presented on this page are in the units indicated by the "Units" column except where an alternate unit is presented to the right of the result.

REPORT OF LABORATORY ANALYSIS

This report shall not be reproduced, except in full,
without the written consent of Pace Analytical Services, LLC.

QUALITY CONTROL DATA

Project: AMEREN SCPB
Pace Project No.: 60385870

QC Batch: 759881 Analysis Method: EPA 200.7
QC Batch Method: EPA 200.7 Analysis Description: 200.7 Metals, Total
Laboratory: Pace Analytical Services - Kansas City

Associated Lab Samples: 60385860003

METHOD BLANK: 3040508 Matrix: Water
Associated Lab Samples: 60385860003

Parameter	Units	Blank Result	Reporting Limit	MDL	Analyzed	Qualifiers
Boron	ug/L	<8.6	100	8.6	12/07/21 19:00	
Calcium	ug/L	<75.4	200	75.4	12/07/21 19:00	
Iron	ug/L	<21.4	50.0	21.4	12/07/21 19:00	
Magnesium	ug/L	<31.4	50.0	31.4	12/07/21 19:00	
Manganese	ug/L	<0.74	5.0	0.74	12/07/21 19:00	
Potassium	ug/L	<146	500	146	12/07/21 19:00	
Sodium	ug/L	<254	500	254	12/07/21 19:00	

LABORATORY CONTROL SAMPLE: 3040509

Parameter	Units	Spike Conc.	LCS Result	LCS % Rec	% Rec Limits	Qualifiers
Boron	ug/L	1000	927	93	85-115	
Calcium	ug/L	10000	9390	94	85-115	
Iron	ug/L	10000	9420	94	85-115	
Magnesium	ug/L	10000	9460	95	85-115	
Manganese	ug/L	1000	940	94	85-115	
Potassium	ug/L	10000	9300	93	85-115	
Sodium	ug/L	10000	9460	95	85-115	

MATRIX SPIKE & MATRIX SPIKE DUPLICATE: 3040510 3040511

Parameter	Units	60385860003		3040511		MS % Rec	MSD % Rec	% Rec Limits	RPD	Max RPD	Qual
		MS Spike Conc.	MSD Spike Conc.	MS Result	MSD Result						
Boron	ug/L	12900	1000	1000	14000	14500	113	157	70-130	3	20 M1
Calcium	ug/L	253000	10000	10000	268000	275000	144	216	70-130	3	20 M1
Iron	ug/L	59.1	10000	10000	9550	9870	95	98	70-130	3	20
Magnesium	ug/L	47100	10000	10000	62700	64600	156	174	70-130	3	20 M1
Manganese	ug/L	1410	1000	1000	2370	2440	96	103	70-130	3	20
Potassium	ug/L	5450	10000	10000	14900	15600	94	101	70-130	4	20
Sodium	ug/L	157000	10000	10000	168000	175000	116	180	70-130	4	20 M1

MATRIX SPIKE & MATRIX SPIKE DUPLICATE: 3040512 3040513

Parameter	Units	60385853004		3040513		MS % Rec	MSD % Rec	% Rec Limits	RPD	Max RPD	Qual
		MS Spike Conc.	MSD Spike Conc.	MS Result	MSD Result						
Boron	ug/L	21300	1000	1000	22400	23000	111	170	70-130	3	20 M1

Results presented on this page are in the units indicated by the "Units" column except where an alternate unit is presented to the right of the result.

REPORT OF LABORATORY ANALYSIS

This report shall not be reproduced, except in full,
without the written consent of Pace Analytical Services, LLC.

QUALITY CONTROL DATA

Project: AMEREN SCPB

Pace Project No.: 60385870

Parameter	Units	3040512		3040513		MS Result	MSD Result	MS % Rec	MSD % Rec	% Rec Limits	RPD	Max RPD	Qual
		60385853004 Result	MS Spike Conc.	MSD Spike Conc.	MS Result								
Calcium	ug/L	199000	10000	10000	214000	215000	145	154	70-130	0	20	M1	
Iron	ug/L	285	10000	10000	8590	10200	83	99	70-130	17	20		
Magnesium	ug/L	5200	10000	10000	13400	15000	82	98	70-130	11	20		
Manganese	ug/L	177	1000	1000	1010	1170	83	99	70-130	15	20		
Potassium	ug/L	25100	10000	10000	33500	35800	84	107	70-130	7	20		
Sodium	ug/L	58100	10000	10000	67000	69200	89	111	70-130	3	20		

Results presented on this page are in the units indicated by the "Units" column except where an alternate unit is presented to the right of the result.

REPORT OF LABORATORY ANALYSIS

This report shall not be reproduced, except in full,
without the written consent of Pace Analytical Services, LLC.

QUALITY CONTROL DATA

Project: AMEREN SCPB

Pace Project No.: 60385870

QC Batch: 650630 Analysis Method: SM 2320B
 QC Batch Method: SM 2320B Analysis Description: 2320B Alkalinity
 Laboratory: Pace Analytical Services - Indianapolis

Associated Lab Samples: 60385860001, 60385860002, 60385860003, 60385860004, 60385870001, 60385870002

METHOD BLANK: 2998639 Matrix: Water
 Associated Lab Samples: 60385860001, 60385860002, 60385860003, 60385860004, 60385870001, 60385870002

Parameter	Units	Blank Result	Reporting Limit	MDL	Analyzed	Qualifiers
Alkalinity, Total as CaCO3	mg/L	<2.0	2.0	2.0	11/16/21 11:33	

LABORATORY CONTROL SAMPLE: 2998640

Parameter	Units	Spike Conc.	LCS Result	LCS % Rec	% Rec Limits	Qualifiers
Alkalinity, Total as CaCO3	mg/L	50	48.8	98	90-110	

SAMPLE DUPLICATE: 2998641

Parameter	Units	60385860003 Result	Dup Result	RPD	Max RPD	Qualifiers
Alkalinity, Total as CaCO3	mg/L	310	316	2	20	

SAMPLE DUPLICATE: 2998642

Parameter	Units	60385860004 Result	Dup Result	RPD	Max RPD	Qualifiers
Alkalinity, Total as CaCO3	mg/L	342	357	4	20	

SAMPLE DUPLICATE: 2998643

Parameter	Units	60385861001 Result	Dup Result	RPD	Max RPD	Qualifiers
Alkalinity, Total as CaCO3	mg/L	286	298	4	20	

Results presented on this page are in the units indicated by the "Units" column except where an alternate unit is presented to the right of the result.

REPORT OF LABORATORY ANALYSIS

This report shall not be reproduced, except in full,
without the written consent of Pace Analytical Services, LLC.

QUALITY CONTROL DATA

Project: AMEREN SCPB

Pace Project No.: 60385870

QC Batch: 650882

Analysis Method: SM 2320B

QC Batch Method: SM 2320B

Analysis Description: 2320B Alkalinity

Laboratory: Pace Analytical Services - Indianapolis

Associated Lab Samples: 60385870003, 60385870004, 60385870005, 60385870006, 60385870007, 60385870008

METHOD BLANK: 2999813

Matrix: Water

Associated Lab Samples: 60385870003, 60385870004, 60385870005, 60385870006, 60385870007, 60385870008

Parameter	Units	Blank Result	Reporting Limit	MDL	Analyzed	Qualifiers
Alkalinity, Total as CaCO3	mg/L	<2.0	2.0	2.0	11/17/21 10:43	

LABORATORY CONTROL SAMPLE: 2999814

Parameter	Units	Spike Conc.	LCS Result	LCS % Rec	% Rec Limits	Qualifiers
Alkalinity, Total as CaCO3	mg/L	50	48.2	96	90-110	

SAMPLE DUPLICATE: 2999815

Parameter	Units	60385866002 Result	Dup Result	RPD	Max RPD	Qualifiers
Alkalinity, Total as CaCO3	mg/L	347	364	5	20	

SAMPLE DUPLICATE: 2999816

Parameter	Units	60385853004 Result	Dup Result	RPD	Max RPD	Qualifiers
Alkalinity, Total as CaCO3	mg/L	141	143	1	20	

Results presented on this page are in the units indicated by the "Units" column except where an alternate unit is presented to the right of the result.

REPORT OF LABORATORY ANALYSIS

This report shall not be reproduced, except in full,
without the written consent of Pace Analytical Services, LLC.

QUALITY CONTROL DATA

Project: AMEREN SCPB

Pace Project No.: 60385870

QC Batch: 651335

Analysis Method: SM 2320B

QC Batch Method: SM 2320B

Analysis Description: 2320B Alkalinity

Laboratory: Pace Analytical Services - Indianapolis

Associated Lab Samples: 60385860016, 60385860017

METHOD BLANK: 3001987

Matrix: Water

Associated Lab Samples: 60385860016, 60385860017

Parameter	Units	Blank Result	Reporting Limit	MDL	Analyzed	Qualifiers
Alkalinity, Total as CaCO ₃	mg/L	<2.0	2.0	2.0	11/19/21 10:07	

LABORATORY CONTROL SAMPLE: 3001988

Parameter	Units	Spike Conc.	LCS Result	LCS % Rec	% Rec Limits	Qualifiers
Alkalinity, Total as CaCO ₃	mg/L	50	49.6	99	90-110	

SAMPLE DUPLICATE: 3001989

Parameter	Units	50302819004 Result	Dup Result	RPD	Max RPD	Qualifiers
Alkalinity, Total as CaCO ₃	mg/L	296	303	2	20	

SAMPLE DUPLICATE: 3001990

Parameter	Units	50302828014 Result	Dup Result	RPD	Max RPD	Qualifiers
Alkalinity, Total as CaCO ₃	mg/L	536	560	4	20	

Results presented on this page are in the units indicated by the "Units" column except where an alternate unit is presented to the right of the result.

REPORT OF LABORATORY ANALYSIS

This report shall not be reproduced, except in full,
without the written consent of Pace Analytical Services, LLC.

QUALITY CONTROL DATA

Project: AMEREN SCPB

Pace Project No.: 60385870

QC Batch: 651462

Analysis Method: SM 2320B

QC Batch Method: SM 2320B

Analysis Description: 2320B Alkalinity

Laboratory: Pace Analytical Services - Indianapolis

Associated Lab Samples: 60385860015

METHOD BLANK: 3002719

Matrix: Water

Associated Lab Samples: 60385860015

Parameter	Units	Blank Result	Reporting Limit	MDL	Analyzed	Qualifiers
Alkalinity, Total as CaCO3	mg/L	<2.0	2.0	2.0	11/19/21 13:19	

LABORATORY CONTROL SAMPLE: 3002720

Parameter	Units	Spike Conc.	LCS Result	LCS % Rec	% Rec Limits	Qualifiers
Alkalinity, Total as CaCO3	mg/L	50	48.7	97	90-110	

SAMPLE DUPLICATE: 3002721

Parameter	Units	50302779001 Result	Dup Result	RPD	Max RPD	Qualifiers
Alkalinity, Total as CaCO3	mg/L	463	461	0	20	

SAMPLE DUPLICATE: 3002722

Parameter	Units	50302828001 Result	Dup Result	RPD	Max RPD	Qualifiers
Alkalinity, Total as CaCO3	mg/L	590	591	0	20	

Results presented on this page are in the units indicated by the "Units" column except where an alternate unit is presented to the right of the result.

REPORT OF LABORATORY ANALYSIS

This report shall not be reproduced, except in full,
without the written consent of Pace Analytical Services, LLC.

QUALITY CONTROL DATA

Project: AMEREN SCPB

Pace Project No.: 60385870

QC Batch: 756220

Analysis Method: SM 2540C

QC Batch Method: SM 2540C

Analysis Description: 2540C Total Dissolved Solids

Laboratory: Pace Analytical Services - Kansas City

Associated Lab Samples: 60385860001, 60385860002

METHOD BLANK: 3026260

Matrix: Water

Associated Lab Samples: 60385860001, 60385860002

Parameter	Units	Blank Result	Reporting Limit	MDL	Analyzed	Qualifiers
Total Dissolved Solids	mg/L	<5.0	5.0	5.0	11/15/21 09:44	

LABORATORY CONTROL SAMPLE: 3026261

Parameter	Units	Spike Conc.	LCS Result	LCS % Rec	% Rec Limits	Qualifiers
Total Dissolved Solids	mg/L	1000	981	98	80-120	

SAMPLE DUPLICATE: 3026262

Parameter	Units	60385853001 Result	Dup Result	RPD	Max RPD	Qualifiers
Total Dissolved Solids	mg/L	489	484	1	10	

SAMPLE DUPLICATE: 3026263

Parameter	Units	60385573006 Result	Dup Result	RPD	Max RPD	Qualifiers
Total Dissolved Solids	mg/L	371	349	6	10	

Results presented on this page are in the units indicated by the "Units" column except where an alternate unit is presented to the right of the result.

REPORT OF LABORATORY ANALYSIS

This report shall not be reproduced, except in full,
without the written consent of Pace Analytical Services, LLC.

QUALITY CONTROL DATA

Project: AMEREN SCPB
Pace Project No.: 60385870

QC Batch: 756566 Analysis Method: SM 2540C
QC Batch Method: SM 2540C Analysis Description: 2540C Total Dissolved Solids
Laboratory: Pace Analytical Services - Kansas City

Associated Lab Samples: 60385860003, 60385860004

METHOD BLANK: 3027452 Matrix: Water

Associated Lab Samples: 60385860003, 60385860004

Parameter	Units	Blank Result	Reporting Limit	MDL	Analyzed	Qualifiers
Total Dissolved Solids	mg/L	<5.0	5.0	5.0	11/16/21 09:52	

LABORATORY CONTROL SAMPLE: 3027453

Parameter	Units	Spike Conc.	LCS Result	LCS % Rec	% Rec Limits	Qualifiers
Total Dissolved Solids	mg/L	1000	981	98	80-120	

SAMPLE DUPLICATE: 3027454

Parameter	Units	60385860003 Result	Dup Result	RPD	Max RPD	Qualifiers
Total Dissolved Solids	mg/L	1620	1630	0	10	

SAMPLE DUPLICATE: 3027455

Parameter	Units	60385860004 Result	Dup Result	RPD	Max RPD	Qualifiers
Total Dissolved Solids	mg/L	1570	1600	2	10	

Results presented on this page are in the units indicated by the "Units" column except where an alternate unit is presented to the right of the result.

REPORT OF LABORATORY ANALYSIS

This report shall not be reproduced, except in full,
without the written consent of Pace Analytical Services, LLC.

QUALITY CONTROL DATA

Project: AMEREN SCPB

Pace Project No.: 60385870

QC Batch: 756569

Analysis Method: SM 2540C

QC Batch Method: SM 2540C

Analysis Description: 2540C Total Dissolved Solids

Laboratory: Pace Analytical Services - Kansas City

Associated Lab Samples: 60385870001, 60385870002

METHOD BLANK: 3027456

Matrix: Water

Associated Lab Samples: 60385870001, 60385870002

Parameter	Units	Blank Result	Reporting Limit	MDL	Analyzed	Qualifiers
Total Dissolved Solids	mg/L	<5.0	5.0	5.0	11/16/21 09:56	

LABORATORY CONTROL SAMPLE: 3027457

Parameter	Units	Spike Conc.	LCS Result	LCS % Rec	% Rec Limits	Qualifiers
Total Dissolved Solids	mg/L	1000	989	99	80-120	

SAMPLE DUPLICATE: 3027458

Parameter	Units	60385861001 Result	Dup Result	RPD	Max RPD	Qualifiers
Total Dissolved Solids	mg/L	390	384	2	10	

SAMPLE DUPLICATE: 3027459

Parameter	Units	60385866001 Result	Dup Result	RPD	Max RPD	Qualifiers
Total Dissolved Solids	mg/L	461	474	3	10	

Results presented on this page are in the units indicated by the "Units" column except where an alternate unit is presented to the right of the result.

REPORT OF LABORATORY ANALYSIS

This report shall not be reproduced, except in full,
without the written consent of Pace Analytical Services, LLC.

QUALITY CONTROL DATA

Project: AMEREN SCPB

Pace Project No.: 60385870

QC Batch: 756844

Analysis Method: SM 2540C

QC Batch Method: SM 2540C

Analysis Description: 2540C Total Dissolved Solids

Laboratory: Pace Analytical Services - Kansas City

Associated Lab Samples: 60385860016, 60385860017, 60385870004, 60385870005, 60385870006

METHOD BLANK: 3028772

Matrix: Water

Associated Lab Samples: 60385860016, 60385860017, 60385870004, 60385870005, 60385870006

Parameter	Units	Blank Result	Reporting Limit	MDL	Analyzed	Qualifiers
Total Dissolved Solids	mg/L	<5.0	5.0	5.0	11/17/21 10:01	

LABORATORY CONTROL SAMPLE: 3028773

Parameter	Units	Spike Conc.	LCS Result	LCS % Rec	% Rec Limits	Qualifiers
Total Dissolved Solids	mg/L	1000	978	98	80-120	

SAMPLE DUPLICATE: 3028774

Parameter	Units	60385860016 Result	Dup Result	RPD	Max RPD	Qualifiers
Total Dissolved Solids	mg/L	967	1010	4	10	

SAMPLE DUPLICATE: 3028775

Parameter	Units	60385870004 Result	Dup Result	RPD	Max RPD	Qualifiers
Total Dissolved Solids	mg/L	841	871	4	10	

Results presented on this page are in the units indicated by the "Units" column except where an alternate unit is presented to the right of the result.

REPORT OF LABORATORY ANALYSIS

This report shall not be reproduced, except in full,
without the written consent of Pace Analytical Services, LLC.

QUALITY CONTROL DATA

Project: AMEREN SCPB

Pace Project No.: 60385870

QC Batch: 756845	Analysis Method: SM 2540C
QC Batch Method: SM 2540C	Analysis Description: 2540C Total Dissolved Solids
	Laboratory: Pace Analytical Services - Kansas City

Associated Lab Samples: 60385860015, 60385870008

METHOD BLANK: 3028779 Matrix: Water

Associated Lab Samples: 60385860015, 60385870008

Parameter	Units	Blank Result	Reporting Limit	MDL	Analyzed	Qualifiers
Total Dissolved Solids	mg/L	<5.0	5.0	5.0	11/17/21 10:04	

LABORATORY CONTROL SAMPLE: 3028780

Parameter	Units	Spike Conc.	LCS Result	LCS % Rec	% Rec Limits	Qualifiers
Total Dissolved Solids	mg/L	1000	978	98	80-120	

SAMPLE DUPLICATE: 3028781

Parameter	Units	60385632002 Result	Dup Result	RPD	Max RPD	Qualifiers
Total Dissolved Solids	mg/L	408	414	1	10	

SAMPLE DUPLICATE: 3028782

Parameter	Units	60385803004 Result	Dup Result	RPD	Max RPD	Qualifiers
Total Dissolved Solids	mg/L	3520	3480	1	10	

Results presented on this page are in the units indicated by the "Units" column except where an alternate unit is presented to the right of the result.

REPORT OF LABORATORY ANALYSIS

This report shall not be reproduced, except in full,
without the written consent of Pace Analytical Services, LLC.

QUALITY CONTROL DATA

Project: AMEREN SCPB

Pace Project No.: 60385870

QC Batch:	757164	Analysis Method:	SM 2540C
QC Batch Method:	SM 2540C	Analysis Description:	2540C Total Dissolved Solids
		Laboratory:	Pace Analytical Services - Kansas City

Associated Lab Samples: 60385870003, 60385870007

METHOD BLANK: 3029977 Matrix: Water

Associated Lab Samples: 60385870003, 60385870007

Parameter	Units	Blank Result	Reporting Limit	MDL	Analyzed	Qualifiers
Total Dissolved Solids	mg/L	<5.0	5.0	5.0	11/18/21 09:51	

LABORATORY CONTROL SAMPLE: 3029978

Parameter	Units	Spike Conc.	LCS Result	LCS % Rec	% Rec Limits	Qualifiers
Total Dissolved Solids	mg/L	1000	986	99	80-120	

SAMPLE DUPLICATE: 3029979

Parameter	Units	60385853004 Result	Dup Result	RPD	Max RPD	Qualifiers
Total Dissolved Solids	mg/L	938	945	1	10	

SAMPLE DUPLICATE: 3029980

Parameter	Units	60386062004 Result	Dup Result	RPD	Max RPD	Qualifiers
Total Dissolved Solids	mg/L	834	848	2	10	

Results presented on this page are in the units indicated by the "Units" column except where an alternate unit is presented to the right of the result.

REPORT OF LABORATORY ANALYSIS

This report shall not be reproduced, except in full,
without the written consent of Pace Analytical Services, LLC.

QUALITY CONTROL DATA

Project: AMEREN SCPB

Pace Project No.: 60385870

QC Batch:	756399	Analysis Method:	EPA 300.0
QC Batch Method:	EPA 300.0	Analysis Description:	300.0 IC Anions
		Laboratory:	Pace Analytical Services - Kansas City

Associated Lab Samples: 60385870003, 60385870004, 60385870005, 60385870006, 60385870007, 60385870008

METHOD BLANK: 3026976 Matrix: Water
Associated Lab Samples: 60385870003, 60385870004, 60385870005, 60385870006, 60385870007, 60385870008

Parameter	Units	Blank Result	Reporting Limit	MDL	Analyzed	Qualifiers
Chloride	mg/L	<0.39	1.0	0.39	11/17/21 11:15	
Fluoride	mg/L	<0.086	0.20	0.086	11/17/21 11:15	
Sulfate	mg/L	<0.42	1.0	0.42	11/17/21 11:15	

METHOD BLANK: 3030678 Matrix: Water
Associated Lab Samples: 60385870003, 60385870004, 60385870005, 60385870006, 60385870007, 60385870008

Parameter	Units	Blank Result	Reporting Limit	MDL	Analyzed	Qualifiers
Chloride	mg/L	0.55J	1.0	0.39	11/18/21 08:42	
Fluoride	mg/L	<0.086	0.20	0.086	11/18/21 08:42	
Sulfate	mg/L	<0.42	1.0	0.42	11/18/21 08:42	

LABORATORY CONTROL SAMPLE: 3026977

Parameter	Units	Spike Conc.	LCS Result	LCS % Rec	% Rec Limits	Qualifiers
Chloride	mg/L	5	4.8	97	90-110	
Fluoride	mg/L	2.5	2.5	100	90-110	
Sulfate	mg/L	5	5.0	101	90-110	

LABORATORY CONTROL SAMPLE: 3030679

Parameter	Units	Spike Conc.	LCS Result	LCS % Rec	% Rec Limits	Qualifiers
Chloride	mg/L	5	4.9	98	90-110	
Fluoride	mg/L	2.5	2.5	101	90-110	
Sulfate	mg/L	5	5.4	109	90-110	

MATRIX SPIKE SAMPLE: 3026980

Parameter	Units	60385870003 Result	Spike Conc.	MS Result	MS % Rec	% Rec Limits	Qualifiers
Chloride	mg/L	25.8	25	48.2	90	80-120	
Fluoride	mg/L	0.26	2.5	2.7	96	80-120	
Sulfate	mg/L	29.1	25	51.9	91	80-120	

Results presented on this page are in the units indicated by the "Units" column except where an alternate unit is presented to the right of the result.

REPORT OF LABORATORY ANALYSIS

This report shall not be reproduced, except in full,
without the written consent of Pace Analytical Services, LLC.

QUALITY CONTROL DATA

Project: AMEREN SCPB

Pace Project No.: 60385870

Parameter	Units	3027917		3027918		MS Result	MSD Result	MS % Rec	MSD % Rec	% Rec Limits	RPD	Max RPD	Qual
		60385875001 Result	MS Spike Conc.	MSD Spike Conc.	MS Result								
Chloride	mg/L	721	250	250	936	1110	86	154	80-120	17	15	E	
Fluoride	mg/L	15.0	125	125	98.4	101	67	69	80-120	3	15	M1	
Sulfate	mg/L	91.2	250	250	315	332	90	96	80-120	5	15		

Results presented on this page are in the units indicated by the "Units" column except where an alternate unit is presented to the right of the result.

REPORT OF LABORATORY ANALYSIS

This report shall not be reproduced, except in full,
without the written consent of Pace Analytical Services, LLC.

QUALITY CONTROL DATA

Project: AMEREN SCPB

Pace Project No.: 60385870

QC Batch:	756748	Analysis Method:	EPA 300.0
QC Batch Method:	EPA 300.0	Analysis Description:	300.0 IC Anions
		Laboratory:	Pace Analytical Services - Kansas City

Associated Lab Samples: 60385870001, 60385870002

METHOD BLANK: 3028317 Matrix: Water

Associated Lab Samples: 60385870001, 60385870002

Parameter	Units	Blank Result	Reporting Limit	MDL	Analyzed	Qualifiers
Chloride	mg/L	0.53J	1.0	0.39	11/17/21 19:42	
Fluoride	mg/L	<0.086	0.20	0.086	11/17/21 19:42	
Sulfate	mg/L	<0.42	1.0	0.42	11/17/21 19:42	

METHOD BLANK: 3032080 Matrix: Water

Associated Lab Samples: 60385870001, 60385870002

Parameter	Units	Blank Result	Reporting Limit	MDL	Analyzed	Qualifiers
Chloride	mg/L	0.54J	1.0	0.39	11/19/21 08:48	
Fluoride	mg/L	<0.086	0.20	0.086	11/19/21 08:48	
Sulfate	mg/L	<0.42	1.0	0.42	11/19/21 08:48	

METHOD BLANK: 3032296 Matrix: Water

Associated Lab Samples: 60385870001, 60385870002

Parameter	Units	Blank Result	Reporting Limit	MDL	Analyzed	Qualifiers
Chloride	mg/L	0.58J	1.0	0.39	11/20/21 09:52	
Fluoride	mg/L	<0.086	0.20	0.086	11/20/21 09:52	
Sulfate	mg/L	<0.42	1.0	0.42	11/20/21 09:52	

METHOD BLANK: 3033016 Matrix: Water

Associated Lab Samples: 60385870001, 60385870002

Parameter	Units	Blank Result	Reporting Limit	MDL	Analyzed	Qualifiers
Chloride	mg/L	<0.39	1.0	0.39	11/21/21 13:18	
Fluoride	mg/L	<0.086	0.20	0.086	11/21/21 13:18	
Sulfate	mg/L	<0.42	1.0	0.42	11/21/21 13:18	

METHOD BLANK: 3035242 Matrix: Water

Associated Lab Samples: 60385870001, 60385870002

Parameter	Units	Blank Result	Reporting Limit	MDL	Analyzed	Qualifiers
Chloride	mg/L	<0.39	1.0	0.39	11/24/21 07:22	

Results presented on this page are in the units indicated by the "Units" column except where an alternate unit is presented to the right of the result.

REPORT OF LABORATORY ANALYSIS

This report shall not be reproduced, except in full,
without the written consent of Pace Analytical Services, LLC.

QUALITY CONTROL DATA

Project: AMEREN SCPB

Pace Project No.: 60385870

METHOD BLANK: 3035242

Matrix: Water

Associated Lab Samples: 60385870001, 60385870002

Parameter	Units	Blank Result	Reporting Limit	MDL	Analyzed	Qualifiers
Fluoride	mg/L	<0.086	0.20	0.086	11/24/21 07:22	
Sulfate	mg/L	<0.42	1.0	0.42	11/24/21 07:22	

LABORATORY CONTROL SAMPLE: 3028318

Parameter	Units	Spike Conc.	LCS Result	LCS % Rec	% Rec Limits	Qualifiers
Chloride	mg/L	5	4.8	96	90-110	
Fluoride	mg/L	2.5	2.7	106	90-110	
Sulfate	mg/L	5	5.0	100	90-110	

LABORATORY CONTROL SAMPLE: 3032081

Parameter	Units	Spike Conc.	LCS Result	LCS % Rec	% Rec Limits	Qualifiers
Chloride	mg/L	5	4.9	98	90-110	
Fluoride	mg/L	2.5	2.7	108	90-110	
Sulfate	mg/L	5	5.2	103	90-110	

LABORATORY CONTROL SAMPLE: 3032297

Parameter	Units	Spike Conc.	LCS Result	LCS % Rec	% Rec Limits	Qualifiers
Chloride	mg/L	5	5.2	104	90-110	
Fluoride	mg/L	2.5	2.7	107	90-110	
Sulfate	mg/L	5	5.4	108	90-110	

LABORATORY CONTROL SAMPLE: 3033017

Parameter	Units	Spike Conc.	LCS Result	LCS % Rec	% Rec Limits	Qualifiers
Chloride	mg/L	5	4.8	95	90-110	
Fluoride	mg/L	2.5	2.5	101	90-110	
Sulfate	mg/L	5	4.9	98	90-110	

LABORATORY CONTROL SAMPLE: 3035243

Parameter	Units	Spike Conc.	LCS Result	LCS % Rec	% Rec Limits	Qualifiers
Chloride	mg/L	5	4.8	96	90-110	
Fluoride	mg/L	2.5	2.5	100	90-110	
Sulfate	mg/L	5	5.0	100	90-110	

Results presented on this page are in the units indicated by the "Units" column except where an alternate unit is presented to the right of the result.

REPORT OF LABORATORY ANALYSIS

This report shall not be reproduced, except in full,
without the written consent of Pace Analytical Services, LLC.

QUALITY CONTROL DATA

Project: AMEREN SCPB

Pace Project No.: 60385870

MATRIX SPIKE & MATRIX SPIKE DUPLICATE: 3028319 3028320												
Parameter	Units	MS		MSD		MS Result	MSD Result	MS % Rec	MSD % Rec	% Rec Limits	Max RPD	Qual
		60385861002 Result	Spike Conc.	Spike Conc.	MS Result							
Chloride	mg/L	1.8	5	5	6.1	6.2	85	87	80-120	2	15	
Fluoride	mg/L	0.36	2.5	2.5	2.8	2.9	99	103	80-120	3	15	
Sulfate	mg/L	46.0	25	25	71.5	70.9	102	100	80-120	1	15	

Results presented on this page are in the units indicated by the "Units" column except where an alternate unit is presented to the right of the result.

REPORT OF LABORATORY ANALYSIS

This report shall not be reproduced, except in full,
without the written consent of Pace Analytical Services, LLC.

QUALITY CONTROL DATA

Project: AMEREN SCPB

Pace Project No.: 60385870

QC Batch: 757720 Analysis Method: EPA 300.0
 QC Batch Method: EPA 300.0 Analysis Description: 300.0 IC Anions
 Laboratory: Pace Analytical Services - Kansas City
 Associated Lab Samples: 60385860001, 60385860002, 60385860003, 60385860004

METHOD BLANK: 3032270 Matrix: Water
 Associated Lab Samples: 60385860001, 60385860002, 60385860003, 60385860004

Parameter	Units	Blank Result	Reporting Limit	MDL	Analyzed	Qualifiers
Chloride	mg/L	<0.39	1.0	0.39	11/22/21 07:09	
Fluoride	mg/L	<0.086	0.20	0.086	11/22/21 07:09	
Sulfate	mg/L	<0.42	1.0	0.42	11/22/21 07:09	

METHOD BLANK: 3035149 Matrix: Water
 Associated Lab Samples: 60385860001, 60385860002, 60385860003, 60385860004

Parameter	Units	Blank Result	Reporting Limit	MDL	Analyzed	Qualifiers
Chloride	mg/L	0.69J	1.0	0.39	11/23/21 16:29	
Fluoride	mg/L	<0.086	0.20	0.086	11/23/21 16:29	
Sulfate	mg/L	<0.42	1.0	0.42	11/23/21 16:29	

METHOD BLANK: 3035264 Matrix: Water
 Associated Lab Samples: 60385860001, 60385860002, 60385860003, 60385860004

Parameter	Units	Blank Result	Reporting Limit	MDL	Analyzed	Qualifiers
Chloride	mg/L	<0.39	1.0	0.39	11/24/21 08:56	
Fluoride	mg/L	<0.086	0.20	0.086	11/24/21 08:56	
Sulfate	mg/L	<0.42	1.0	0.42	11/24/21 08:56	

LABORATORY CONTROL SAMPLE: 3032271

Parameter	Units	Spike Conc.	LCS Result	LCS % Rec	% Rec Limits	Qualifiers
Chloride	mg/L	5	4.8	95	90-110	
Fluoride	mg/L	2.5	2.7	109	90-110	
Sulfate	mg/L	5	4.8	97	90-110	

LABORATORY CONTROL SAMPLE: 3035150

Parameter	Units	Spike Conc.	LCS Result	LCS % Rec	% Rec Limits	Qualifiers
Chloride	mg/L	5	5.0	100	90-110	
Fluoride	mg/L	2.5	2.6	106	90-110	
Sulfate	mg/L	5	5.2	103	90-110	

Results presented on this page are in the units indicated by the "Units" column except where an alternate unit is presented to the right of the result.

REPORT OF LABORATORY ANALYSIS

This report shall not be reproduced, except in full,
 without the written consent of Pace Analytical Services, LLC.

QUALITY CONTROL DATA

Project: AMEREN SCPB

Pace Project No.: 60385870

LABORATORY CONTROL SAMPLE: 3035265

Parameter	Units	Spike Conc.	LCS Result	LCS % Rec	% Rec Limits	Qualifiers
Chloride	mg/L	5	4.7	95	90-110	
Fluoride	mg/L	2.5	2.7	109	90-110	
Sulfate	mg/L	5	4.8	96	90-110	

MATRIX SPIKE & MATRIX SPIKE DUPLICATE: 3032272 3032273

Parameter	Units	60385860003		MS	MSD	MS	MSD	MS	MSD	% Rec	Limits	RPD	Max RPD	Qual
		Result	Spike Conc.	Spike Conc.	Result	Result	% Rec	% Rec						
Chloride	mg/L	21.8	25	25	45.8	46.3	96	98	80-120	1	15			
Fluoride	mg/L	0.55	2.5	2.5	3.0	3.0	97	99	80-120	1	15			
Sulfate	mg/L	835	500	500	1440	1410	121	116	80-120	2	15	M1		

MATRIX SPIKE & MATRIX SPIKE DUPLICATE: 3032274 3032275

Parameter	Units	60385860004		MS	MSD	MS	MSD	MS	MSD	% Rec	Limits	RPD	Max RPD	Qual
		Result	Spike Conc.	Spike Conc.	Result	Result	% Rec	% Rec						
Chloride	mg/L	3.3	5	5	8.6	7.5	107	86	80-120	13	15			
Fluoride	mg/L	<0.086	2.5	2.5	2.9	2.9	116	115	80-120	1	15			
Sulfate	mg/L	809	500	500	1330	1350	104	108	80-120	2	15			

Results presented on this page are in the units indicated by the "Units" column except where an alternate unit is presented to the right of the result.

REPORT OF LABORATORY ANALYSIS

This report shall not be reproduced, except in full,
without the written consent of Pace Analytical Services, LLC.

QUALITY CONTROL DATA

Project: AMEREN SCPB

Pace Project No.: 60385870

QC Batch: 757722 Analysis Method: EPA 300.0
 QC Batch Method: EPA 300.0 Analysis Description: 300.0 IC Anions
 Laboratory: Pace Analytical Services - Kansas City
 Associated Lab Samples: 60385860015, 60385860016, 60385860017

METHOD BLANK: 3032281 Matrix: Water

Associated Lab Samples: 60385860015, 60385860016, 60385860017

Parameter	Units	Blank Result	Reporting Limit	MDL	Analyzed	Qualifiers
Chloride	mg/L	<0.39	1.0	0.39	11/22/21 07:13	
Fluoride	mg/L	<0.086	0.20	0.086	11/22/21 07:13	
Sulfate	mg/L	<0.42	1.0	0.42	11/22/21 07:13	

METHOD BLANK: 3035156 Matrix: Water

Associated Lab Samples: 60385860015, 60385860016, 60385860017

Parameter	Units	Blank Result	Reporting Limit	MDL	Analyzed	Qualifiers
Chloride	mg/L	0.65J	1.0	0.39	11/23/21 22:43	
Fluoride	mg/L	<0.086	0.20	0.086	11/23/21 22:43	
Sulfate	mg/L	<0.42	1.0	0.42	11/23/21 22:43	

METHOD BLANK: 3036336 Matrix: Water

Associated Lab Samples: 60385860015, 60385860016, 60385860017

Parameter	Units	Blank Result	Reporting Limit	MDL	Analyzed	Qualifiers
Chloride	mg/L	<0.39	1.0	0.39	11/25/21 10:33	
Fluoride	mg/L	<0.086	0.20	0.086	11/25/21 10:33	
Sulfate	mg/L	<0.42	1.0	0.42	11/25/21 10:33	

METHOD BLANK: 3036538 Matrix: Water

Associated Lab Samples: 60385860015, 60385860016, 60385860017

Parameter	Units	Blank Result	Reporting Limit	MDL	Analyzed	Qualifiers
Chloride	mg/L	0.71J	1.0	0.39	11/27/21 09:35	
Fluoride	mg/L	<0.086	0.20	0.086	11/27/21 09:35	
Sulfate	mg/L	<0.42	1.0	0.42	11/27/21 09:35	

LABORATORY CONTROL SAMPLE: 3032282

Parameter	Units	Spike Conc.	LCS Result	LCS % Rec	% Rec Limits	Qualifiers
Chloride	mg/L	5	4.6	93	90-110	
Fluoride	mg/L	2.5	2.4	97	90-110	

Results presented on this page are in the units indicated by the "Units" column except where an alternate unit is presented to the right of the result.

REPORT OF LABORATORY ANALYSIS

This report shall not be reproduced, except in full,
without the written consent of Pace Analytical Services, LLC.

QUALITY CONTROL DATA

Project: AMEREN SCPB

Pace Project No.: 60385870

LABORATORY CONTROL SAMPLE: 3032282

Parameter	Units	Spike Conc.	LCS Result	LCS % Rec	% Rec Limits	Qualifiers
Sulfate	mg/L	5	4.9	98	90-110	

LABORATORY CONTROL SAMPLE: 3035157

Parameter	Units	Spike Conc.	LCS Result	LCS % Rec	% Rec Limits	Qualifiers
Chloride	mg/L	5	5.0	100	90-110	
Fluoride	mg/L	2.5	2.6	106	90-110	
Sulfate	mg/L	5	5.1	103	90-110	

LABORATORY CONTROL SAMPLE: 3036337

Parameter	Units	Spike Conc.	LCS Result	LCS % Rec	% Rec Limits	Qualifiers
Chloride	mg/L	5	4.7	95	90-110	
Fluoride	mg/L	2.5	2.7	108	90-110	
Sulfate	mg/L	5	4.8	96	90-110	

LABORATORY CONTROL SAMPLE: 3036539

Parameter	Units	Spike Conc.	LCS Result	LCS % Rec	% Rec Limits	Qualifiers
Chloride	mg/L	5	4.8	97	90-110	
Fluoride	mg/L	2.5	2.7	107	90-110	
Sulfate	mg/L	5	4.7	94	90-110	

MATRIX SPIKE SAMPLE: 3032283

Parameter	Units	60385860024 Result	Spike Conc.	MS Result	MS % Rec	% Rec Limits	Qualifiers
Chloride	mg/L	16.3	25	42.2	104	80-120	
Fluoride	mg/L	0.29	2.5	3.2	117	80-120	
Sulfate	mg/L	70.7	25	99.6	116	80-120	

MATRIX SPIKE & MATRIX SPIKE DUPLICATE: 3032284 3032285

Parameter	Units	60385853004 Result	MS Spike Conc.	MSD Spike Conc.	MS Result	MSD Result	MS % Rec	MSD % Rec	% Rec Limits	RPD	Max RPD	Qual
Chloride	mg/L	21.1	25	25	45.9	46.1	99	100	80-120	0	15	
Fluoride	mg/L	0.68	2.5	2.5	3.2	3.2	99	101	80-120	1	15	
Sulfate	mg/L	480	250	250	748	744	107	106	80-120	1	15	

Results presented on this page are in the units indicated by the "Units" column except where an alternate unit is presented to the right of the result.

REPORT OF LABORATORY ANALYSIS

This report shall not be reproduced, except in full,
without the written consent of Pace Analytical Services, LLC.

QUALIFIERS

Project: AMEREN SCPB

Pace Project No.: 60385870

DEFINITIONS

DF - Dilution Factor, if reported, represents the factor applied to the reported data due to dilution of the sample aliquot.

ND - Not Detected at or above adjusted reporting limit.

TNTC - Too Numerous To Count

J - Estimated concentration above the adjusted method detection limit and below the adjusted reporting limit.

MDL - Adjusted Method Detection Limit.

PQL - Practical Quantitation Limit.

RL - Reporting Limit - The lowest concentration value that meets project requirements for quantitative data with known precision and bias for a specific analyte in a specific matrix.

S - Surrogate

1,2-Diphenylhydrazine decomposes to and cannot be separated from Azobenzene using Method 8270. The result for each analyte is a combined concentration.

Consistent with EPA guidelines, unrounded data are displayed and have been used to calculate % recovery and RPD values.

LCS(D) - Laboratory Control Sample (Duplicate)

MS(D) - Matrix Spike (Duplicate)

DUP - Sample Duplicate

RPD - Relative Percent Difference

NC - Not Calculable.

SG - Silica Gel - Clean-Up

U - Indicates the compound was analyzed for, but not detected.

N-Nitrosodiphenylamine decomposes and cannot be separated from Diphenylamine using Method 8270. The result reported for each analyte is a combined concentration.

Reported results are not rounded until the final step prior to reporting. Therefore, calculated parameters that are typically reported as "Total" may vary slightly from the sum of the reported component parameters.

Act - Activity

Unc - Uncertainty: SDWA = 1.96 sigma count uncertainty, all other matrices = Expanded Uncertainty (95% confidence interval).

Gamma Spec = Expanded Uncertainty (95.4% Confidence Interval)

(MDC) - Minimum Detectable Concentration

Trac - Tracer Recovery (%)

Carr - Carrier Recovery (%)

Pace Analytical is TNI accredited. Contact your Pace PM for the current list of accredited analytes.

TNI - The NELAC Institute.

ANALYTE QUALIFIERS

B Analyte was detected in the associated method blank.

CH The continuing calibration for this compound is outside of Pace Analytical acceptance limits. The results may be biased high.

E Analyte concentration exceeded the calibration range. The reported result is estimated.

M1 Matrix spike recovery exceeded QC limits. Batch accepted based on laboratory control sample (LCS) recovery.

REPORT OF LABORATORY ANALYSIS

This report shall not be reproduced, except in full,
without the written consent of Pace Analytical Services, LLC.

QUALITY CONTROL DATA CROSS REFERENCE TABLE

Project: AMEREN SCPB

Pace Project No.: 60385870

Lab ID	Sample ID	QC Batch Method	QC Batch	Analytical Method	Analytical Batch
60385860001	S-BMW-1S	EPA 200.7	759536	EPA 200.7	759739
60385860002	S-BMW-3S	EPA 200.7	759536	EPA 200.7	759739
60385860003	S-LMW-5S	EPA 200.7	759881	EPA 200.7	760025
60385860004	S-LMW-6S	EPA 200.7	759536	EPA 200.7	759739
60385870001	S-LMW-FB-1	EPA 200.7	758172	EPA 200.7	758546
60385870002	S-LMW-7S	EPA 200.7	758172	EPA 200.7	758546
60385860015	S-LMW-1S	EPA 200.7	759536	EPA 200.7	759739
60385860016	S-LMW-2S	EPA 200.7	759536	EPA 200.7	759739
60385860017	S-LMW-4S	EPA 200.7	759536	EPA 200.7	759739
60385870003	S-LMW-3S	EPA 200.7	756897	EPA 200.7	757072
60385870004	S-LMW-8S	EPA 200.7	756897	EPA 200.7	757072
60385870005	S-LMW-9S	EPA 200.7	756897	EPA 200.7	757072
60385870006	S-LMW-DUP-1	EPA 200.7	756897	EPA 200.7	757072
60385870007	S-LMW-FB-2	EPA 200.7	756897	EPA 200.7	757072
60385870008	S-LMW-DUP-2	EPA 200.7	756549	EPA 200.7	756657
60385860001	S-BMW-1S	EPA 903.1	475137		
60385860002	S-BMW-3S	EPA 903.1	475137		
60385860003	S-LMW-5S	EPA 903.1	475137		
60385860004	S-LMW-6S	EPA 903.1	475137		
60385860015	S-LMW-1S	EPA 903.1	475137		
60385860016	S-LMW-2S	EPA 903.1	475137		
60385860017	S-LMW-4S	EPA 903.1	475137		
60385860001	S-BMW-1S	EPA 904.0	475138		
60385860002	S-BMW-3S	EPA 904.0	475138		
60385860003	S-LMW-5S	EPA 904.0	475138		
60385860004	S-LMW-6S	EPA 904.0	475138		
60385860015	S-LMW-1S	EPA 904.0	475138		
60385860016	S-LMW-2S	EPA 904.0	475138		
60385860017	S-LMW-4S	EPA 904.0	475138		
60385860001	S-BMW-1S	SM 2320B	650630		
60385860002	S-BMW-3S	SM 2320B	650630		
60385860003	S-LMW-5S	SM 2320B	650630		
60385860004	S-LMW-6S	SM 2320B	650630		
60385870001	S-LMW-FB-1	SM 2320B	650630		
60385870002	S-LMW-7S	SM 2320B	650630		
60385860015	S-LMW-1S	SM 2320B	651462		
60385860016	S-LMW-2S	SM 2320B	651335		
60385860017	S-LMW-4S	SM 2320B	651335		
60385870003	S-LMW-3S	SM 2320B	650882		
60385870004	S-LMW-8S	SM 2320B	650882		
60385870005	S-LMW-9S	SM 2320B	650882		
60385870006	S-LMW-DUP-1	SM 2320B	650882		
60385870007	S-LMW-FB-2	SM 2320B	650882		

REPORT OF LABORATORY ANALYSIS

This report shall not be reproduced, except in full,
without the written consent of Pace Analytical Services, LLC.

QUALITY CONTROL DATA CROSS REFERENCE TABLE

Project: AMEREN SCPB

Pace Project No.: 60385870

Lab ID	Sample ID	QC Batch Method	QC Batch	Analytical Method	Analytical Batch
60385870008	S-LMW-DUP-2	SM 2320B	650882		
60385860001	S-BMW-1S	SM 2540C	756220		
60385860002	S-BMW-3S	SM 2540C	756220		
60385860003	S-LMW-5S	SM 2540C	756566		
60385860004	S-LMW-6S	SM 2540C	756566		
60385870001	S-LMW-FB-1	SM 2540C	756569		
60385870002	S-LMW-7S	SM 2540C	756569		
60385860015	S-LMW-1S	SM 2540C	756845		
60385860016	S-LMW-2S	SM 2540C	756844		
60385860017	S-LMW-4S	SM 2540C	756844		
60385870003	S-LMW-3S	SM 2540C	757164		
60385870004	S-LMW-8S	SM 2540C	756844		
60385870005	S-LMW-9S	SM 2540C	756844		
60385870006	S-LMW-DUP-1	SM 2540C	756844		
60385870007	S-LMW-FB-2	SM 2540C	757164		
60385870008	S-LMW-DUP-2	SM 2540C	756845		
60385860001	S-BMW-1S	EPA 300.0	757720		
60385860002	S-BMW-3S	EPA 300.0	757720		
60385860003	S-LMW-5S	EPA 300.0	757720		
60385860004	S-LMW-6S	EPA 300.0	757720		
60385870001	S-LMW-FB-1	EPA 300.0	756748		
60385870002	S-LMW-7S	EPA 300.0	756748		
60385860015	S-LMW-1S	EPA 300.0	757722		
60385860016	S-LMW-2S	EPA 300.0	757722		
60385860017	S-LMW-4S	EPA 300.0	757722		
60385870003	S-LMW-3S	EPA 300.0	756399		
60385870004	S-LMW-8S	EPA 300.0	756399		
60385870005	S-LMW-9S	EPA 300.0	756399		
60385870006	S-LMW-DUP-1	EPA 300.0	756399		
60385870007	S-LMW-FB-2	EPA 300.0	756399		
60385870008	S-LMW-DUP-2	EPA 300.0	756399		

REPORT OF LABORATORY ANALYSIS

This report shall not be reproduced, except in full,
without the written consent of Pace Analytical Services, LLC.



Sample Condition Upon Receipt

WO#: 60385870



Client Name: Golden Assoc.

Courier: FedEx UPS VIA Clay PEX ECI Pace Xroads Client Other

Tracking #: _____ Pace Shipping Label Used? Yes No

Custody Seal on Cooler/Box Present: Yes No Seals intact: Yes No

Packing Material: Bubble Wrap Bubble Bags Foam None Other ZPLC

Thermometer Used: 7201 Type of Ice: Wet Blue None

Cooler Temperature (°C): As-read 2.1, 1.3, 3.3, 2.2, 1.4, 3.1, 2.0 Corr. Factor -0.2 Corrected 1.9, 1.3, 1.6

Date and initials of person examining contents: 11/12

Temperature should be above freezing to 6°C

Chain of Custody present:	<input checked="" type="checkbox"/> Yes <input type="checkbox"/> No <input type="checkbox"/> N/A	
Chain of Custody relinquished:	<input checked="" type="checkbox"/> Yes <input type="checkbox"/> No <input type="checkbox"/> N/A	
Samples arrived within holding time:	<input checked="" type="checkbox"/> Yes <input type="checkbox"/> No <input type="checkbox"/> N/A	
Short Hold Time analyses (<72hr):	<input type="checkbox"/> Yes <input checked="" type="checkbox"/> No <input type="checkbox"/> N/A	<u>TDS exp 11/15</u>
Rush Turn Around Time requested:	<input type="checkbox"/> Yes <input checked="" type="checkbox"/> No <input type="checkbox"/> N/A	
Sufficient volume:	<input checked="" type="checkbox"/> Yes <input type="checkbox"/> No <input type="checkbox"/> N/A	
Correct containers used:	<input checked="" type="checkbox"/> Yes <input type="checkbox"/> No <input type="checkbox"/> N/A	
Pace containers used:	<input checked="" type="checkbox"/> Yes <input type="checkbox"/> No <input type="checkbox"/> N/A	
Containers intact:	<input checked="" type="checkbox"/> Yes <input type="checkbox"/> No <input type="checkbox"/> N/A	
Unpreserved 5035A / TX1005/1006 soils frozen in 48hrs?	<input type="checkbox"/> Yes <input type="checkbox"/> No <input checked="" type="checkbox"/> N/A	
Filtered volume received for dissolved tests?	<input type="checkbox"/> Yes <input type="checkbox"/> No <input checked="" type="checkbox"/> N/A	
Sample labels match COC: Date / time / ID / analyses	<input checked="" type="checkbox"/> Yes <input type="checkbox"/> No <input type="checkbox"/> N/A	
Samples contain multiple phases? Matrix: <u>WT</u>	<input type="checkbox"/> Yes <input checked="" type="checkbox"/> No <input type="checkbox"/> N/A	
Containers requiring pH preservation in compliance? (HNO ₃ , H ₂ SO ₄ , HCl<2; NaOH>9 Sulfide, NaOH>10 Cyanide) (Exceptions: VOA, Micro, O&G, KS TPH, OK-DRO) LOT# <u>603173</u>	<input checked="" type="checkbox"/> Yes <input type="checkbox"/> No <input type="checkbox"/> N/A	List sample IDs, volumes, lot #'s of preservative and the date/time added.
Cyanide water sample checks:		
Lead acetate strip turns dark? (Record only)	<input type="checkbox"/> Yes <input type="checkbox"/> No	
Potassium iodide test strip turns blue/purple? (Preserve)	<input type="checkbox"/> Yes <input type="checkbox"/> No	
Trip Blank present:	<input type="checkbox"/> Yes <input type="checkbox"/> No <input checked="" type="checkbox"/> N/A	
Headspace in VOA vials (>6mm):	<input type="checkbox"/> Yes <input type="checkbox"/> No <input checked="" type="checkbox"/> N/A	
Samples from USDA Regulated Area: State:	<input type="checkbox"/> Yes <input type="checkbox"/> No <input checked="" type="checkbox"/> N/A	
Additional labels attached to 5035A / TX1005 vials in the field?	<input type="checkbox"/> Yes <input type="checkbox"/> No <input checked="" type="checkbox"/> N/A	

Client Notification/ Resolution: Copy COC to Client? Y / N Field Data Required? Y / N

Person Contacted: _____ Date/Time: _____

Comments/ Resolution: _____

REVIEWED
By jchurch at 12:43 pm, 11/12/21

Project Manager Review: _____ Date: _____



CHAIN-OF-CUSTODY / Analytical Request Document

The Chain-of-Custody is a LEGAL DOCUMENT. All relevant fields must be completed accurately.

Section A Required Client Information:		Section B Required Project Information:		Section C Invoice Information:	
Company: Goldier Associates	Report To: Jeffrey Ingram	Attention:		Page: 1 of 1	
Address: 13515 Barrett Parkway Dr., Ste 260 Ballwin, MO 63021	Copy To: Ryan Feldmann/Eric Schneider	Company Name:		REGULATORY AGENCY	
Email To: jeffrey_ingram@goldier.com	Purchase Order No.:	Address:		<input type="checkbox"/> NPDES <input checked="" type="checkbox"/> GROUND WATER <input type="checkbox"/> DRINKING WATER <input type="checkbox"/> UST <input type="checkbox"/> RCRA <input type="checkbox"/> OTHER	
Phone: 636-724-9191 Fax: 636-724-9323	Project Name: Ameren SCRB	Pace Project Reference:		Site Location	
Requested Due Date/TAT: Standard	Project Number: 153-140603.0003B (COC #9)	Pace Project Manager: Jamie Church		STATE: MO	
		Pace Profile #: 9285			

ITEM #	Section D Required Client Information	Valid Matrix Codes MATRIX CODE DRINKING WATER DW WASTE WATER WW PRODUCT P SOLID S OIL O	MATRIX CODE (see valid codes to left)	SAMPLE TYPE (G=GRAB C=COMP)	COLLECTED		SAMPLE TEMP AT COLLECTION	# OF CONTAINERS	Preservatives HCl HNO ₃ H ₂ SO ₄ NaOH Na ₂ O ₃ Methanol Other	Analysis Test ↑ Chloride/Fluoride/Sulfate App III and Cat/An Metals Alkalinity TDS	Requested Analysis Filtered (Y/N)	Pace Project No./ Lab I.D.	
					COMPOSITE START	COMPOSITE END/GRAB							
1			WT G	G	DATE	TIME		2					
2			WT G	G	DATE	TIME		2					
3			WT G	G	DATE	TIME		2					
4			WT G	G	DATE	TIME							
5			WT G	G	DATE	TIME							
6			WT G	G	DATE	TIME							
7			WT G	G	DATE	TIME							
8			WT G	G	DATE	TIME							
9			WT G	G	DATE	TIME							
10			WT G	G	DATE	TIME		2					
11			WT G	G	DATE	TIME		2					
12			WT G	G	DATE	TIME							

ADDITIONAL COMMENTS	RELINQUISHED BY / AFFILIATION	DATE	TIME	ACCEPTED BY / AFFILIATION	DATE	TIME	SAMPLE CONDITIONS
	<i>Serra Shields / Golden</i>	<i>11/9/21</i>	<i>1530</i>	<i>Angela Min</i>	<i>11/9</i>	<i>1535</i>	
	<i>Angela Min</i>	<i>11/9</i>	<i>1535</i>				

Temp in °C	Received on	Cooler (Y/N)	Samples Intact

SAMPLER NAME AND SIGNATURE	
PRINT Name of SAMPLER: <i>Serra Shields</i>	DATE Signed (MM/DD/YYYY): <i>11/9/21</i>
SIGNATURE of SAMPLER: <i>Angela Min</i>	



Sample Condition Upon Receipt

WO#: 60385870



Client Name: Golden Assoc.

Courier: FedEx UPS VIA Clay PEX ECI Pace Xroads Client Other

Tracking #: _____ Pace Shipping Label Used? Yes No

Custody Seal on Cooler/Box Present: Yes No Seals intact: Yes No

Packing Material: Bubble Wrap Bubble Bags Foam None Other 2PLC

Thermometer Used: 12109 Type of Ice: Wet Blue None 1.4, 1.3, 0.7,

Cooler Temperature (°C): As-read 1.6, 2.0, 12.3 Corr. Factor -0.2 Corrected 1.4, 1.8, 12.1

Date and initials of person examining contents: 11/13/21 EL

Temperature should be above freezing to 6°C

Chain of Custody present:	<input checked="" type="checkbox"/> Yes <input type="checkbox"/> No <input type="checkbox"/> N/A	
Chain of Custody relinquished:	<input checked="" type="checkbox"/> Yes <input type="checkbox"/> No <input type="checkbox"/> N/A	
Samples arrived within holding time:	<input checked="" type="checkbox"/> Yes <input type="checkbox"/> No <input type="checkbox"/> N/A	
Short Hold Time analyses (<72hr):	<input type="checkbox"/> Yes <input checked="" type="checkbox"/> No <input type="checkbox"/> N/A	<u>TDS 11/17</u>
Rush Turn Around Time requested:	<input type="checkbox"/> Yes <input checked="" type="checkbox"/> No <input type="checkbox"/> N/A	
Sufficient volume:	<input checked="" type="checkbox"/> Yes <input type="checkbox"/> No <input type="checkbox"/> N/A	
Correct containers used:	<input checked="" type="checkbox"/> Yes <input type="checkbox"/> No <input type="checkbox"/> N/A	
Pace containers used:	<input checked="" type="checkbox"/> Yes <input type="checkbox"/> No <input type="checkbox"/> N/A	
Containers intact:	<input checked="" type="checkbox"/> Yes <input type="checkbox"/> No <input type="checkbox"/> N/A	
Unpreserved 5035A / TX1005/1006 soils frozen in 48hrs?	<input type="checkbox"/> Yes <input type="checkbox"/> No <input checked="" type="checkbox"/> N/A	
Filtered volume received for dissolved tests?	<input type="checkbox"/> Yes <input type="checkbox"/> No <input checked="" type="checkbox"/> N/A	
Sample labels match COC: Date / time / ID / analyses	<input checked="" type="checkbox"/> Yes <input type="checkbox"/> No <input type="checkbox"/> N/A	
Samples contain multiple phases? Matrix <u>Wt</u>	<input type="checkbox"/> Yes <input checked="" type="checkbox"/> No <input type="checkbox"/> N/A	
Containers requiring pH preservation in compliance? (HNO ₃ , H ₂ SO ₄ , HCl<2; NaOH>9 Sulfide, NaOH>10 Cyanide) (Exceptions: VOA, Micro, O&G, KS TPH, OK-DRO)	<input type="checkbox"/> Yes <input type="checkbox"/> No <input type="checkbox"/> N/A	List sample IDs, volumes, lot #'s of preservative and the date/time added
Cyanide water sample checks:		
Lead acetate strip turns dark? (Record only)	<input type="checkbox"/> Yes <input type="checkbox"/> No	
Potassium iodide test strip turns blue/purple? (Preserve)	<input type="checkbox"/> Yes <input type="checkbox"/> No	
Trip Blank present:	<input type="checkbox"/> Yes <input type="checkbox"/> No <input checked="" type="checkbox"/> N/A	
Headspace in VOA vials (>6mm):	<input type="checkbox"/> Yes <input type="checkbox"/> No <input checked="" type="checkbox"/> N/A	
Samples from USDA Regulated Area: State:	<input type="checkbox"/> Yes <input type="checkbox"/> No <input checked="" type="checkbox"/> N/A	
Additional labels attached to 5035A / TX1005 vials in the field?	<input type="checkbox"/> Yes <input type="checkbox"/> No <input checked="" type="checkbox"/> N/A	

Client Notification/ Resolution: Copy COC to Client? Y / N Field Data Required? Y / N

Person Contacted: _____ Date/Time: _____

Comments/ Resolution: _____

REVIEWED
By jchurch at 1:55 pm, 11/13/21

Project Manager Review: _____ Date: _____



CHAIN-OF-CUSTODY / Analytical Request Document

The Chain-of-Custody is a LEGAL DOCUMENT. All relevant fields must be completed accurately.

Section A Required Client Information: Company: Golder Associates Address: 13515 Barrett Parkway Dr., Ste 260 Ballwin, MO 63021 Email To: jeffrey_ingram@golder.com Phone: 636-724-9191 Fax: 636-724-9323 Requested Due Date/TAT: Standard		Section B Required Project Information: Report To: Jeffrey Ingram Copy To: Ryan Feldmann/Eric Schneider Purchase Order No.: Project Name: Ameren SCPB Project Number: 153-140603.00033 (COC #9)		Section C Invoice Information: Attention: Company Name: Address: Pace Quote Reference: Pace Project Manager: Pace Profile #: 9285	
Section D Required Client Information: Company: Golder Associates Address: 13515 Barrett Parkway Dr., Ste 260 Ballwin, MO 63021 Email To: jeffrey_ingram@golder.com Phone: 636-724-9191 Fax: 636-724-9323 Requested Due Date/TAT: Standard		Section B Required Project Information: Report To: Jeffrey Ingram Copy To: Ryan Feldmann/Eric Schneider Purchase Order No.: Project Name: Ameren SCPB Project Number: 153-140603.00033 (COC #9)		Section C Invoice Information: Attention: Company Name: Address: Pace Quote Reference: Pace Project Manager: Pace Profile #: 9285	

Page: 2 of 2

REGULATORY AGENCY NPDES / GROUND WATER DRINKING WATER UST RCRA OTHER	
Site Location STATE: MO	Company Name: Address: Pace Quote Reference: Pace Project Manager: Pace Profile #: 9285

ITEM #	Valid Matrix Codes MATRIX CODE DRINKING WATER DW WASTE WATER WW PRODUCT P SOLID S OIL OIL OT OT TS TS	COLLECTED		SAMPLE TEMP AT COLLECTION	# OF CONTAINERS	Preservatives H ₂ O ₂ HNO ₃ HCl NaOH Na ₂ S ₂ O ₃ Methanol Other	Requested Analysis Filtered (Y/N)	Temp in °C	Received on	Custody Sealed Cooler (Y/N)	Samples Intact (Y/N)
		COMPOSITE START DATE TIME	COMPOSITE END/GRAB DATE TIME								
1	S-LMW-DUP-2	WT	G	11-10-21	2						
2	S-LMW-FB-1	WT	G								
3	S-LMW-FB-2	WT	G	11-11-21 11:00	2						
4	S-LMW-MS-1	WT	G								
5	S-LMW-MSD-1	WT	G								
6		WT	G								
7		WT	G								
8		WT	G								
9		WT	G								
10		WT	G								
11		WT	G								
12		WT	G								

ADDITIONAL COMMENTS	RELINQUISHED BY / AFFILIATION	DATE	TIME	ACCEPTED BY / AFFILIATION	DATE	TIME	SAMPLE CONDITIONS
EPA.200.7: Fe, Mg, Mn, K, Na, Ca, B	Sierra Shields/Golder	11/11/21	1640	Sierra Shields	11/11/21	11:11	Y
							Y
							Y

SAMPLER NAME AND SIGNATURE PRINT Name of SAMPLER: Sierra Shields SIGNATURE of SAMPLER: <i>Sierra Shields</i> DATE Signed (MM/DD/YY): 11/11/21	
---	--



GOLDER
MEMBER OF WSP

MEMORANDUM

DATE January 12, 2022

Project No. 153140603

TO Project File
Golder Associates

CC Amanda Derhake, Jeff Ingram

FROM Annie Muehlfarth

EMAIL AMuehlfarth@golder.com

DATA VALIDATION SUMMARY, SIOUX ENERGY CENTER – SCPB – DETECTION MONITORING - DATA PACKAGE 60385870

The following is a summary of instances where quality control criteria in the functional guidelines were not met and data qualification was required:

- When a compound was detected in a sample result between the MDL and the PQL the results were recorded at the detection value and qualified as estimates (J).
- When a compound was detected in a blank (i.e. method, field), and the blank comparison criterion was not met, associated sample results were qualified as estimates (J) or non-detects (U).
- When duplicate criterion was not met, the associated sample result was qualified as an estimate (J for detects, UJ for non-detects).
- When matrix spike/matrix spike duplicate (MS/MSD) criterion was not met, the associated sample result was qualified as an estimate (J, J+ for estimates biased high, and J- for estimates biased low).

QA LEVEL II - INORGANIC DATA EVALUATION CHECKLIST

Company Name: Golder Associates
 Project Name: Ameren- Sioux - SCPB
 Reviewer: A. Muehlfarth

Project Manager: J. Ingram
 Project Number: 153140603
 Validation Date: 1/12/2022

Laboratory: Pace Analytical Services SDG #: 60385870

Analytical Method (type and no.): EPA 200.7 (Total Metals); SM2320B (Alkalinity); SM2540C (TDS); EPA 300.0 (Anions)

Matrix: Air Soil/Sed. Water Waste

Sample Names S-LMW-FB-1, S-LMW-7S, S-LMW-3S, S-LMW-8S, S-LMW-9S, S-LMW-DUP-1, S-LMW-FB-2, S-LMW-DUP-2, S-BMW-1S, S-BMW-3S, S-LMW-1S, S-LMW-2S, S-LMW-4S, S-LMW-5S, S-LMW-6S

NOTE: Please provide calculation in Comment areas or on the back (if on the back please indicate in comment areas).

Field Information	YES	NO	NA	COMMENTS
a) Sampling dates noted?	<input checked="" type="checkbox"/>	<input type="checkbox"/>	<input type="checkbox"/>	<u>11/8/2021 - 11/11/2021</u>
b) Sampling team indicated?	<input checked="" type="checkbox"/>	<input type="checkbox"/>	<input type="checkbox"/>	<u>SSS/ETF/BTT</u>
c) Sample location noted?	<input checked="" type="checkbox"/>	<input type="checkbox"/>	<input type="checkbox"/>	<u></u>
d) Sample depth indicated (Soils)?	<input type="checkbox"/>	<input type="checkbox"/>	<input checked="" type="checkbox"/>	<u></u>
e) Sample type indicated (grab/composite)?	<input checked="" type="checkbox"/>	<input type="checkbox"/>	<input type="checkbox"/>	<u>Grab</u>
f) Field QC noted?	<input checked="" type="checkbox"/>	<input type="checkbox"/>	<input type="checkbox"/>	<u>See Notes</u>
g) Field parameters collected (note types)?	<input checked="" type="checkbox"/>	<input type="checkbox"/>	<input type="checkbox"/>	<u>pH, Sp.Cond, ORP, Temp, DO, Turb</u>
h) Field Calibration within control limits?	<input checked="" type="checkbox"/>	<input type="checkbox"/>	<input type="checkbox"/>	<u></u>
i) Notations of unacceptable field conditions/performances from field logs or field notes?	<input type="checkbox"/>	<input checked="" type="checkbox"/>	<input type="checkbox"/>	<u></u>
j) Does the laboratory narrative indicate deficiencies?	<input type="checkbox"/>	<input type="checkbox"/>	<input checked="" type="checkbox"/>	<u></u>

Note Deficiencies: _____

Chain-of-Custody (COC)	YES	NO	NA	COMMENTS
a) Was the COC properly completed?	<input checked="" type="checkbox"/>	<input type="checkbox"/>	<input type="checkbox"/>	<u></u>
b) Was the COC signed by both field and laboratory personnel?	<input checked="" type="checkbox"/>	<input type="checkbox"/>	<input type="checkbox"/>	<u></u>
c) Were samples received in good condition?	<input checked="" type="checkbox"/>	<input type="checkbox"/>	<input type="checkbox"/>	<u></u>

General (reference QAPP or Method)	YES	NO	NA	COMMENTS
a) Were hold times met for sample pretreatment?	<input checked="" type="checkbox"/>	<input type="checkbox"/>	<input type="checkbox"/>	<u></u>
b) Were hold times met for sample analysis?	<input checked="" type="checkbox"/>	<input type="checkbox"/>	<input type="checkbox"/>	<u></u>
c) Were the correct preservatives used?	<input checked="" type="checkbox"/>	<input type="checkbox"/>	<input type="checkbox"/>	<u></u>
d) Was the correct method used?	<input checked="" type="checkbox"/>	<input type="checkbox"/>	<input type="checkbox"/>	<u></u>
e) Were appropriate reporting limits achieved?	<input checked="" type="checkbox"/>	<input type="checkbox"/>	<input type="checkbox"/>	<u></u>
f) Were any sample dilutions noted?	<input checked="" type="checkbox"/>	<input type="checkbox"/>	<input type="checkbox"/>	<u>See Notes</u>
g) Were any matrix problems noted?	<input checked="" type="checkbox"/>	<input type="checkbox"/>	<input type="checkbox"/>	<u>See Notes</u>

QA LEVEL II - INORGANIC DATA EVALUATION CHECKLIST

Blanks	YES	NO	NA	COMMENTS
a) Were analytes detected in the method blank(s)?	<input checked="" type="checkbox"/>	<input type="checkbox"/>	<input type="checkbox"/>	See Notes
b) Were analytes detected in the field blank(s)?	<input checked="" type="checkbox"/>	<input type="checkbox"/>	<input type="checkbox"/>	See Notes
c) Were analytes detected in the equipment blank(s)?	<input type="checkbox"/>	<input type="checkbox"/>	<input checked="" type="checkbox"/>	
d) Were analytes detected in the trip blank(s)?	<input type="checkbox"/>	<input type="checkbox"/>	<input checked="" type="checkbox"/>	

Laboratory Control Sample (LCS)	YES	NO	NA	COMMENTS
a) Was a LCS analyzed once per SDG?	<input checked="" type="checkbox"/>	<input type="checkbox"/>	<input type="checkbox"/>	
b) Were the proper analytes included in the LCS?	<input checked="" type="checkbox"/>	<input type="checkbox"/>	<input type="checkbox"/>	
c) Was the LCS accuracy criteria met?	<input checked="" type="checkbox"/>	<input type="checkbox"/>	<input type="checkbox"/>	

Duplicates	YES	NO	NA	COMMENTS
a) Were field duplicates collected (note original and duplicate sample names)?	<input checked="" type="checkbox"/>	<input type="checkbox"/>	<input type="checkbox"/>	See Notes
b) Were field dup. precision criteria met (note RPD)?	<input type="checkbox"/>	<input checked="" type="checkbox"/>	<input type="checkbox"/>	See Notes
c) Were lab duplicates analyzed (note original and duplicate samples)?	<input checked="" type="checkbox"/>	<input type="checkbox"/>	<input type="checkbox"/>	
d) Were lab dup. precision criteria met (note RPD)?	<input checked="" type="checkbox"/>	<input type="checkbox"/>	<input type="checkbox"/>	Max RPD: 6% [<10%]

Blind Standards	YES	NO	NA	COMMENTS
a) Was a blind standard used (indicate name, analytes included and concentrations)?	<input type="checkbox"/>	<input type="checkbox"/>	<input checked="" type="checkbox"/>	
b) Was the %D within control limits?	<input type="checkbox"/>	<input type="checkbox"/>	<input checked="" type="checkbox"/>	

Matrix Spike/Matrix Spike Duplicate (MS/MSD)	YES	NO	NA	COMMENTS
a) Was MS accuracy criteria met?	<input type="checkbox"/>	<input checked="" type="checkbox"/>	<input type="checkbox"/>	See Notes
Recovery could not be calculated since sample contained high concentration of analyte?	<input type="checkbox"/>	<input type="checkbox"/>	<input checked="" type="checkbox"/>	
b) Was MSD accuracy criteria met?	<input type="checkbox"/>	<input checked="" type="checkbox"/>	<input type="checkbox"/>	See Notes
Recovery could not be calculated since sample contained high concentration of analyte?	<input type="checkbox"/>	<input type="checkbox"/>	<input checked="" type="checkbox"/>	
c) Were MS/MSD precision criteria met?	<input type="checkbox"/>	<input type="checkbox"/>	<input type="checkbox"/>	

Comments/Notes:

Calcium, magnesium, chloride, fluoride, and sulfate analyzed at a dilution in multiple samples, no qualification necessary.

Blanks:

3034277: Boron (15.5J), Calcium (95.6J). Associated with samples -70001, -70002. Associated sample results ND or >10x blank and RL, no qualification necessary.

3030678: Chloride (0.55J). Associated with samples -70003 through -70008. Results >RL and 10x blank not qualified. Results >RL but <10x blank qualified as estimates. Results <RL reported at RL and qualified as ND.

QA LEVEL IV - INORGANIC DATA EVALUATION CHECKLIST

Comments/Notes:

3028317/3032080/3032296: Chloride (0.53J/0.54J/0.58J). Associated with samples -70001, -70002. Results >RL and 10x blank not qualified. Results <RL reported at RL and qualified as ND.

3035149: Chloride (0.69J). Associated with samples -60001 through -60004. Results >RL and 10x blank not qualified. Results >RL but <10x blank qualified as estimates.

3035156/3036538: Chloride (0.65J/0.71J). Associated with samples -60015, -60016, -60017. Results >RL and 10x blank not qualified. Results >RL but <10x blank qualified as estimates.

S-LMW-FB-1 @ S-LMW-7S: Chloride (0.55J). Associated result >RL and 10x blank, no qualification necessary.

S-LMW-FB-2 @ S-LMW-1S: Chloride (0.40J). Associated result >RL and 10x blank, no qualification necessary.

Duplicates:

S-LMW-DUP-1 @ S-LMW-4S: Iron was detected in sample, ND in the duplicate; Dup RPD exceeds limit (20%) by fluoride (25.6%).

S-LMW-DUP-2 @ S-LMW-8S: Fluoride detected in sample, ND in duplicate.

The laboratory analyzed sample duplicates for alkalinity and TDS.

MS/MSD:

3027376/3027377: MS/MSD % recovery low for calcium. MS/MSD performed on unrelated sample, no qualification necessary.

3034279/3034280: MS % recovery low for sodium. MS performed on unrelated sample, no qualification necessary.

3040512/3040513: MSD % recovery high for boron, calcium. MS/MSD performed on unrelated sample, no qualification necessary.

3027917/3027918: MS/MSD % recovery low for fluoride. MS/MSD performed on unrelated sample, no qualification necessary.

3027378: MS % recovery high for calcium. Associated with sample -70008. Only 1 QC indicator out, no qualification necessary.

3032272/3032273: MS % recovery high for sulfate. Associated with sample -60003. Only 1 QC indicator out, no qualification necessary.

3040510/3040511: MSD % recovery high for boron, sodium. Only 1 QC indicator out, no qualification necessary.

MS/MSD % recovery high for calcium, magnesium. Associated with sample -60003

3038956/3038957: MS % recovery high for calcium, sodium; Only 1 QC indicator out, no qualification necessary.

MS/MSD % recovery high for boron. Associated with sample -60004.

3028933/3028934: MS/MSD % recovery high for calcium. Associated with sample -70003.

APPENDIX B

**Alternative Source Demonstration -
November 2020 Sampling Event**

TECHNICAL MEMORANDUM

DATE June 24, 2021

Project No. 153140602

TO Ameren Missouri
1901 Chouteau Ave, St. Louis, MO 63103

FROM Mark Haddock, P.E., R.G., Jeffrey Ingram, R.G.

SCPB – ALTERNATIVE SOURCE DEMONSTRATION – NOVEMBER 2020 SAMPLING EVENT

1.0 INTRODUCTION

In accordance with the United States Environmental Protection Agency (EPA) coal combustion residual (CCR) rule (CCR Rule or The Rule), Golder Associates Inc. ("Golder") has prepared this Technical Memorandum that indicates Statistically Significant Increases (SSIs) reported for Ameren Missouri's (Ameren) Sioux Energy Center (SEC) fly ash surface impoundment (SCPB) result from an alternative source. This SCPB Alternative Source Demonstration (ASD) satisfies the requirements of §257.94(e)(2), which allows the owner or operator to demonstrate that a source other than the CCR Unit has caused an SSI and that the apparent SSI was the result of an alternative source or resulted from errors in sampling, analysis, statistical evaluation, or natural variation in groundwater quality.

2.0 BACKGROUND

In November 2017, the first round of Detection Monitoring was completed at the SEC's SCPB CCR Unit in St. Charles County, Missouri. This sampling was completed in accordance with the CCR Rule and SSIs were identified and verified. In February/March 2018, additional drilling and a detailed analysis of results were completed for the SCPB and it was determined that the SSIs in the CCR Rule groundwater monitoring wells at the SCPB were not caused by impacts from the SCPB. Based on the ASD, the SSIs observed in SCPB wells were caused by the adjacent SCPA surface impoundment. A copy of the ASD report for the November 2017 sampling event was included in Appendix B of the 2018 SCPB Annual Groundwater Monitoring and Corrective Action Report.

3.0 NOVEMBER 2020 SAMPLING EVENT

A summary of the November 2020 sampling results can be found in **Table 1**. **Figure 1** of this Technical Memorandum displays a comparison of November 2020 SCPB CCR Rule groundwater monitoring well data to cation and anion data for the SCPA pore-water, SCPB pore-water, and background groundwater zones. As shown in **Figure 1**, and as expected if the SSIs were a result of the SCPA, the November 2020 SCPB monitoring results plot in and between the background groundwater quality and the SCPA pore-water on the Piper diagram. The pattern shown in **Figure 1** indicates that the groundwater impacts from the SCPA are mixing with groundwater as they migrate and influencing groundwater quality at the SCPB which is located hydraulically downgradient of the SCPA. Like the November 2017 Sampling Event ASD, results shown in **Figure 1** demonstrate that groundwater quality in the monitoring wells around the SCPB is impacted by the SCPA and not the SCPB.

Additional supporting lines of evidence from the previous ASDs are also applicable in this November 2020 Sampling Event ASD. These supporting lines of evidence include:

- Potentiometric surface mapping from 2018 to 2021 continue to show that while groundwater conditions can be variable, net groundwater movement around the SCPB is toward the east-northeast, flowing from the SCPA toward the SCPB. The groundwater flow pattern around SCPA and SCPB supports the conclusion that the unlined SCPA is the source of impacts at the downgradient monitoring wells because impacted monitoring wells around the SCPB are generally located hydraulically downgradient from the SCPA.
- The SCPB was constructed with an engineered liner system consisting of a 60-mil High Density Polyethylene (HDPE) geomembrane liner with a bottom elevation of approximately 419 feet above mean sea level (FT MSL) at its lowest point. The low permeability HDPE liner system in the SCPB is a barrier to CCR impact migration and provides containment for CCR.
- The SCPA began operation in 1967 and has a bottom elevation estimated to be at approximately 370 FT MSL, which is much deeper than the SCPB. In addition to the different pore-water fingerprints, there are elevated concentrations of CCR impact indicators in the intermediate and deep zones of groundwater in the alluvial aquifer as shown in the SCPA Annual Reports. Since impacts are present in the shallow, intermediate (middle), and deep alluvial zones and are not isolated to the shallow zone where SCPB impacts would most readily occur, the impacts are most likely from the SCPA, which extends to deeper depths in the aquifer.
- The SCPA pore water (within the waste mass) and SCPB pore water are different, as shown on **Figure 1**. If the reported SSIs were a result of influence from SCPB, the groundwater results for the SCPB monitoring wells would be expected to plot in the “SCPB Mixing Zone” area on **Figure 1**. Because the results from the November 2020 monitoring event generally plot in the SCPA Mixing Zone, the SCPB does not appear to be influencing groundwater quality of the SCPB monitoring wells.

In summary, groundwater chemistry, pore-water chemistry fingerprints, cell construction, and hydrogeological evidence all demonstrate that impacts (SSIs) reported for the November 2020 Sampling Event at the SCPB CCR Unit were not caused by impacts from the SCPB surface impoundment, but the SCPA surface impoundment is the source of the SSIs reported for SCPB.

CERTIFICATION STATEMENT

This *SCPB – Alternative Source Demonstration – November 2020 Sampling Event* has been prepared to comply with the United States Environmental Protection Agency (EPA) coal combustion residual (CCR) rule under the direction of a licensed professional engineer with Golder Associates Inc.

I hereby certify that this *SCPB – Alternative Source Demonstration – November 2020 Sampling Event* located at 8501 Missouri 94, West Alton, Missouri 63386 has been prepared to meet the requirements of 40 CFR §257.94(e)(2).

GOLDER ASSOCIATES INC.



Mark Haddock, P.E., R.G.

Principal, Practice Leader

Table 1
November 2020 Detection Monitoring Results
SCPB Surface Impoundment
Sioux Energy Center, St. Charles County, MO

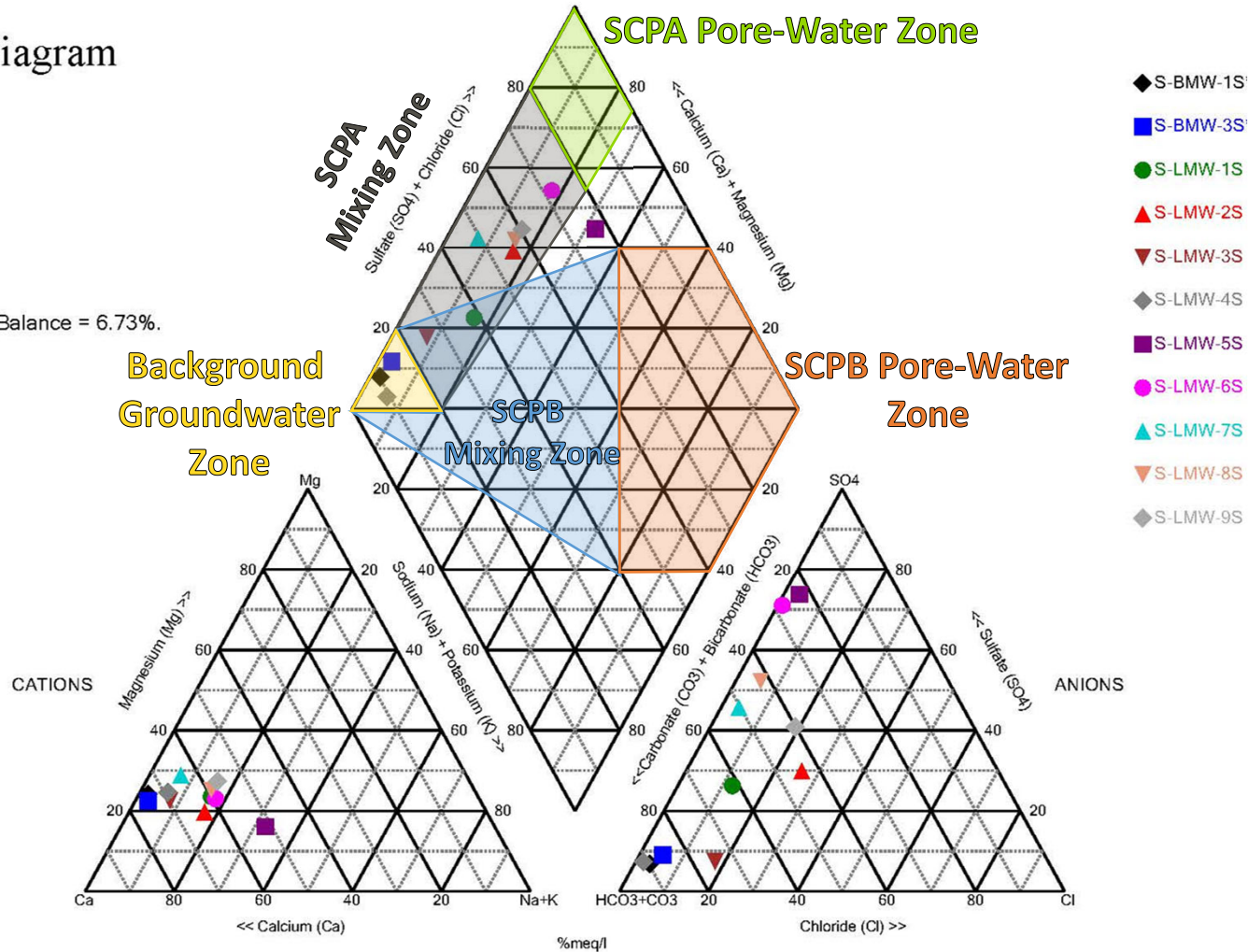
ANALYTE	UNITS	PREDICTION LIMITS	BACKGROUND		GROUNDWATER MONITORING WELLS								
			BMW-1S	BMW-3S	LMW-1S	LMW-2S	LMW-3S	LMW-4S	LMW-5S	LMW-6S	LMW-7S	LMW-8S	LMW-9S
November 2020 Detection Monitoring Event													
DATE	NA	NA	11/16/2020	11/16/2020	11/11/2020	11/12/2020	11/12/2020	11/12/2020	11/11/2020	11/11/2020	11/11/2020	11/11/2020	11/11/2020
pH	SU	6.387-7.785	6.96	7.07	7.23	7.10	6.89	6.94	6.86	6.75	6.71	6.57	6.84
BORON, TOTAL	µg/L	118	75.1 J	66.3 J	645	9,120	229	473	14,500 J	17,400	3,140	7,340	1,500 J
CALCIUM, TOTAL	µg/L	168,826	141,000	125,000	85,100	220,000	156,000 J	175,000	248,000 J	298,000	246,000	158,000	177,000
CHLORIDE, TOTAL	mg/L	12.32	7.0	11.4	23.3	135	58.2	2.4	22.5	4.0	17.6	19.1	91.6
FLUORIDE, TOTAL	mg/L	0.395	0.34	0.40	0.42	0.44	0.38	0.28	0.69	0.44	0.39	0.66	0.51
SULFATE, TOTAL	mg/L	37.38	24.8	30.6	75.1	221	33.8	36.0	792	771	349	292	277
TOTAL DISSOLVED SOLIDS	mg/L	565	505	455	8.5	984	625	631	1,690	1,560	1,100	763	957
January 2021 Verification Sampling Event													
DATE	NA	NA				1/8/2021			1/11/2021	1/11/2021			1/11/2021
pH	SU	6.387-7.785											
BORON, TOTAL	µg/L	118											
CALCIUM, TOTAL	µg/L	168,826											
CHLORIDE, TOTAL	mg/L	12.32											
FLUORIDE, TOTAL	mg/L	0.395				0.48			ND	ND			0.39
SULFATE, TOTAL	mg/L	37.38											
TOTAL DISSOLVED SOLIDS	mg/L	565											

NOTES:

1. Unit Abbreviations: µg/L - micrograms per liter, mg/L - milligrams per liter, SU - standard units.
2. J - Result is an estimated value.
3. ND - Constituent was analyzed but was not detected above the Method Detection Limit (MDL) or the adjusted Practical Quantitation Limit (PQL) based on data validation and is considered a non-detect. Values displayed as ND.
4. NA - Not applicable.
5. Prediction Limits calculated using Sanitas Software.
6. Values highlighted in yellow indicate a Statistically Significant Increase (SSI).
7. Values highlighted in green indicate an initial exceedance above the prediction limit that was not confirmed by Verification Sampling (not an SSI).
8. Only analytes/wells that were detected above the prediction limit and that had not already been verified were tested during Verification Sampling.

Piper Diagram

Cation-Anion Balance = 6.73%.



Notes:

- 1.) Data used to generate diagram is available in the SCPB Annual Reports.
- 2.) Piper diagram generated using Sanitas Software.

CLIENT/PROJECT
AMEREN MISSOURI
SIOUX ENERGY CENTER




TITLE
SCPB PIPER DIAGRAM FOR NOVEMBER
2020

PREPARED EMS	CHECKED BTT	REVIEWED MNH	DATE 2021/02/10	SCALE NA	FILE NO. NA	PROJECT NO. 153140603	DRAWING NO. NA	SUBTITLE NA	REV. NO. 0	FIGURE 1
-----------------	----------------	-----------------	--------------------	-------------	----------------	--------------------------	-------------------	----------------	---------------	-------------

APPENDIX C

**Alternative Source Demonstration
April 2021 Sampling Event**

TECHNICAL MEMORANDUM

DATE November 19, 2021

Project No. 153140603

TO Ameren Missouri
1901 Chouteau Ave, St. Louis, Mo 63103

FROM Mark Haddock, P.E., R.G., Jeffrey Ingram, R.G.

SCPB – ALTERNATIVE SOURCE DEMONSTRATION – APRIL 2021 SAMPLING EVENT

1.0 INTRODUCTION

In accordance with the United States Environmental Protection Agency (EPA) coal combustion residual (CCR) rule (CCR Rule or The Rule), Golder Associates USA Inc. ("Golder") has prepared this Technical Memorandum to show that Statistically Significant Increases (SSIs) identified at Ameren Missouri's (Ameren) Sioux Energy Center (SEC) fly ash surface impoundment (SCPB) originate from an alternative source and are not related to impacts from SCPB. This SCPB Alternative Source Demonstration (ASD) satisfies the requirements of §257.94(e)(2), which allows the owner or operator to demonstrate that a source other than the CCR Unit has caused an SSI and that the apparent SSI was the result of an alternative source or resulted from errors in sampling, analysis, statistical evaluation, or natural variation in groundwater quality.

2.0 BACKGROUND

In November 2017, the first round of Detection Monitoring was completed at the SEC's SCPB CCR Unit in St. Charles County, Missouri. This sampling was completed in accordance with the CCR Rule and SSIs were identified and verified. In February/March 2018, additional well installation/sampling and a detailed analysis of results were completed for the SCPB and it was determined that the SSIs in the CCR Rule groundwater monitoring wells at the SCPB were not caused by impacts from the SCPB. Based on the ASD, the SSIs observed in the SCPB wells were caused by the adjacent SCPA surface impoundment. A copy of the ASD report for the November 2017 sampling event is provided in Appendix B of the 2018 SCPB Annual Groundwater Monitoring and Corrective Action Report.

3.0 APRIL 2021 SAMPLING EVENT

A summary of the April 2021 sampling results is provided in **Table 1**. **Figure 1** of this Technical Memorandum is a Piper Diagram which displays a comparison of April 2021 SCPB CCR Rule groundwater monitoring well data to cation and anion data for the SCPA pore-water, SCPB pore-water, and background groundwater zones. As shown in **Figure 1**, and as expected if the SSIs were a result of the SCPA, the April 2021 SCPB monitoring results plot in and between the background groundwater quality and the SCPA pore-water on the Piper diagram. The pattern shown in **Figure 1** indicates that the groundwater impacts from the SCPA are mixing with groundwater as they migrate and, thus, the SCPA is influencing groundwater quality at the SCPB, which is located hydraulically downgradient of the SCPA. As described in the ASD for the November 2017 Sampling

Event, results displayed in **Figure 1** demonstrate that groundwater quality in the monitoring wells around the SCPB are impacted by the SCPA and not the SCPB.

Additional supporting lines of evidence from the previous ASDs are also applicable in this April 2021 Sampling Event ASD. A summary of these additional supporting lines of evidence is provided in the following bullets:

- Potentiometric surface mapping from 2018 to 2021 continues to show that, while groundwater conditions can be variable, net groundwater movement around the SCPB is toward the east-northeast, flowing from the SCPA toward the SCPB. This supports the conclusion that the unlined SCPA is the source of impacts at the downgradient monitoring wells relative to both the SCPA and SCPB, because impacted monitoring wells around the SCPB are generally located downgradient from the SCPA.
- The SCPB was constructed with an engineered liner system consisting of a 60-mil High Density Polyethylene (HDPE) geomembrane liner with a minimum bottom elevation of approximately 419 feet above mean sea level (FT MSL). The low permeability HDPE liner system in the SCPB is a barrier to the migration of CCR influenced liquids and provides containment for CCR.
- The SCPA began operation in 1967 and has a bottom elevation estimated to be at approximately 370 FT MSL, which is much deeper than the SCPB. In addition to the different pore-water fingerprints, there are elevated concentrations of CCR impact indicators in the intermediate and deep zones of groundwater in the alluvial aquifer as shown in the SCPA Annual Reports. Impacts from the SCPA are evident in the shallow, intermediate (middle), and deep alluvial zones and are not isolated to the shallow zone, which would be the most likely zone of influence for the SCPB if leakage had occurred. Because impacts also are noted in the deeper zone, the impacts are related to historical leakage from the SCPA, which extends to deeper depths in the aquifer.
- The SCPA porewater (within the waste mass) and SCPB pore water are different, as shown on **Figure 1**. If the reported SSIs were a result of influence from SCPB, the groundwater results for the SCPB monitoring wells would be expected to show influence from the “SCPB Mixing Zone” on **Figure 1**. Because the results from the April 2021 monitoring event generally plot with the results from the SCPA Mixing Zone, the SCPB does not appear to be influencing groundwater quality of the SCPB monitoring wells.

In summary, groundwater chemistry, pore-water chemistry fingerprints, cell construction, and hydrogeological evidence all demonstrate that impacts (SSIs) calculated during the April 2021 Sampling Event for the SCPB CCR Unit were not caused by impacts from the SCPB surface impoundment, and the SCPA surface impoundment is the source of the SCPB SSIs.

CERTIFICATION STATEMENT

This *SCP*B – *Alternative Source Demonstration – April 2021 Sampling Event* has been prepared to comply with the United States Environmental Protection Agency (EPA) coal combustion residual (CCR) rule under the direction of a licensed professional engineer with Golder Associates Inc.

I hereby certify that this *SCP*B – *Alternative Source Demonstration – April 2021 Sampling Event* located at 8501 Missouri 94, West Alton, Missouri 63386 has been prepared to meet the requirements of 40 CFR §257.94(e)(2).

Golder Associates Inc.



Mark Haddock, P.E., R.G.
Principal, Practice Leader
MNH

Table 1
April 2021 Detection Monitoring Results
SCPB Surface Impoundment
Sioux Energy Center, St. Charles County, MO

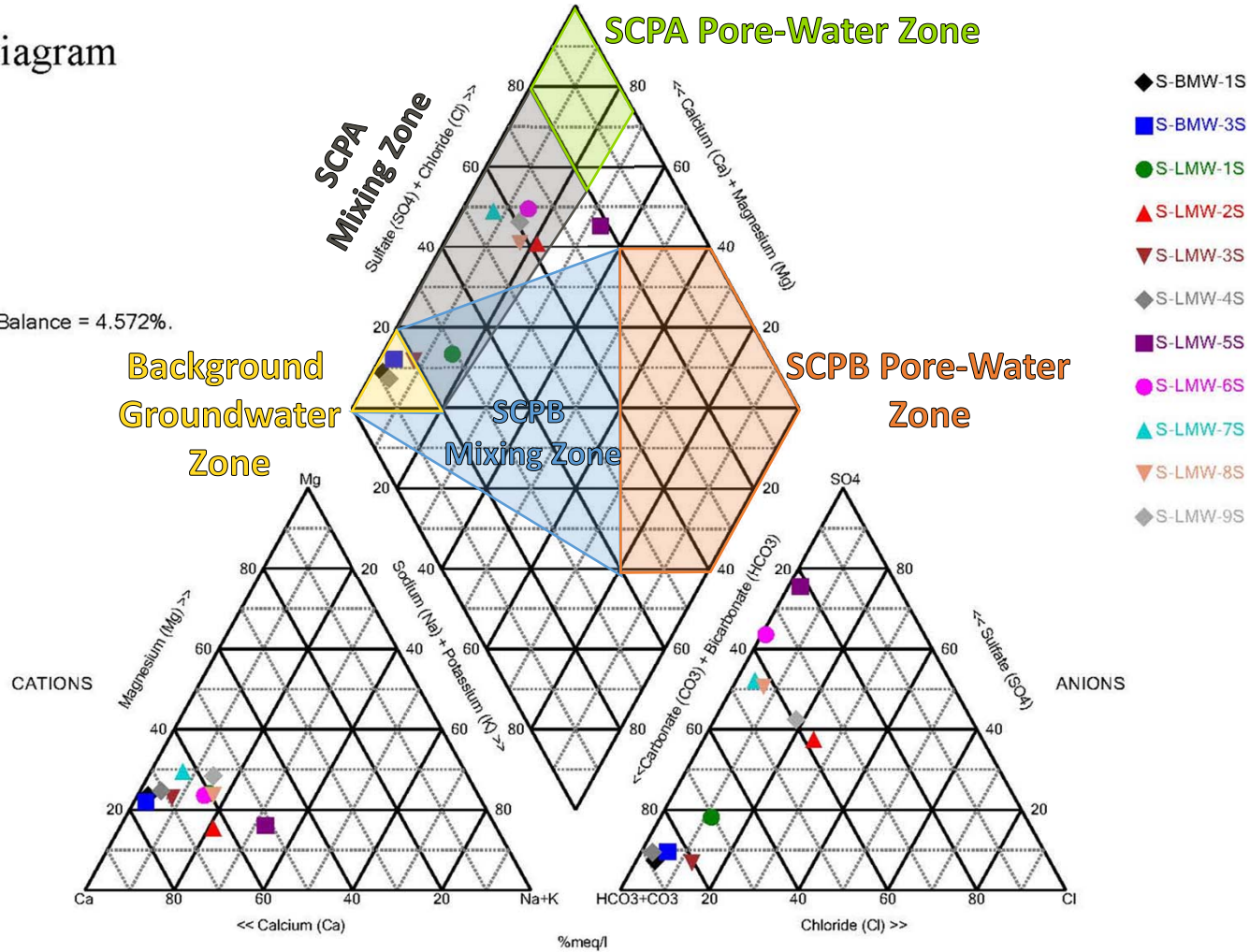
ANALYTE	UNITS	PREDICTION LIMITS	BACKGROUND		GROUNDWATER MONITORING WELLS									
			BMW-1S	BMW-3S	LMW-1S	LMW-2S	LMW-3S	LMW-4S	LMW-5S	LMW-6S	LMW-7S	LMW-8S	LMW-9S	
April 2021 Detection Monitoring Event														
DATE	NA	NA	4/13/2021	4/13/2021	4/14/2021	4/12/2021	4/12/2021	4/12/2021	4/14/2021	4/14/2021	4/14/2021	4/12/2021	4/9/2021	
pH	SU	6.472-7.531	6.85	6.98	7.41	7.00	6.72	6.78	6.88	6.90	6.85	6.83	6.76	
BORON, TOTAL	µg/L	120.5	70.8 J	74.2 J	532	10,400	232 J	356	15,200	16,500	3,810	6,180	1,380	
CALCIUM, TOTAL	µg/L	166,512	149,000	134,000	68,900	199,000	161,000 J	189,000	254,000	249,000	238,000	172,000	188,000	
CHLORIDE, TOTAL	mg/L	13.12	8.2	12.8	18.1	120	41.5	5.4	19.2	2.6	19.3	30.2	95.1	
FLUORIDE, TOTAL	mg/L	0.416	0.36	0.39	0.54	ND	0.32	0.24	0.57	0.38	ND	0.77	0.43	
SULFATE, TOTAL	mg/L	36.69	29.4	34.8	41.4	258	33.2	50.5	920	571	413	327	318	
TOTAL DISSOLVED SOLIDS	mg/L	579	579	509	316	989	620	747	1,670	1,300	1,160	896	1,050	
June 2021 Verification Sampling Event														
DATE	NA	NA						6/2/2021	6/3/2021			6/3/2021	6/3/2021	
pH	SU	6.472-7.531												
BORON, TOTAL	µg/L	120.5												
CALCIUM, TOTAL	µg/L	166512										168,000		
CHLORIDE, TOTAL	mg/L	13.12												
FLUORIDE, TOTAL	mg/L	0.4159							0.26			0.23	ND	
SULFATE, TOTAL	mg/L	36.69						34.0						
TOTAL DISSOLVED SOLIDS	mg/L	579												

NOTES:

1. Unit Abbreviations: µg/L - micrograms per liter, mg/L - milligrams per liter, SU - standard units.
2. J - Result is an estimated value.
3. ND - Constituent was analyzed but was not detected above the Method Detection Limit (MDL) or the adjusted Practical Quantitation Limit (PQL) based on data validation and is considered a non-detect. Values displayed as ND.
4. NA - Not applicable.
5. Prediction Limits calculated using Sanitas Software.
6. Values highlighted in yellow indicate a Statistically Significant Increase (SSI).
7. Values highlighted in green indicate an initial exceedance above the prediction limit that was not confirmed by Verification Sampling (not an SSI).
8. Only analytes/wells that were detected above the prediction limit and that had not already been verified were tested during Verification Sampling.

Piper Diagram

Cation-Anion Balance = 4.572%.



Notes:

- 1.) Data used to generate diagram is available in the SCPB Annual Reports.
- 2.) Piper diagram generated using Sanitas Software.

CLIENT/PROJECT
AMEREN MISSOURI
SIOUX ENERGY CENTER

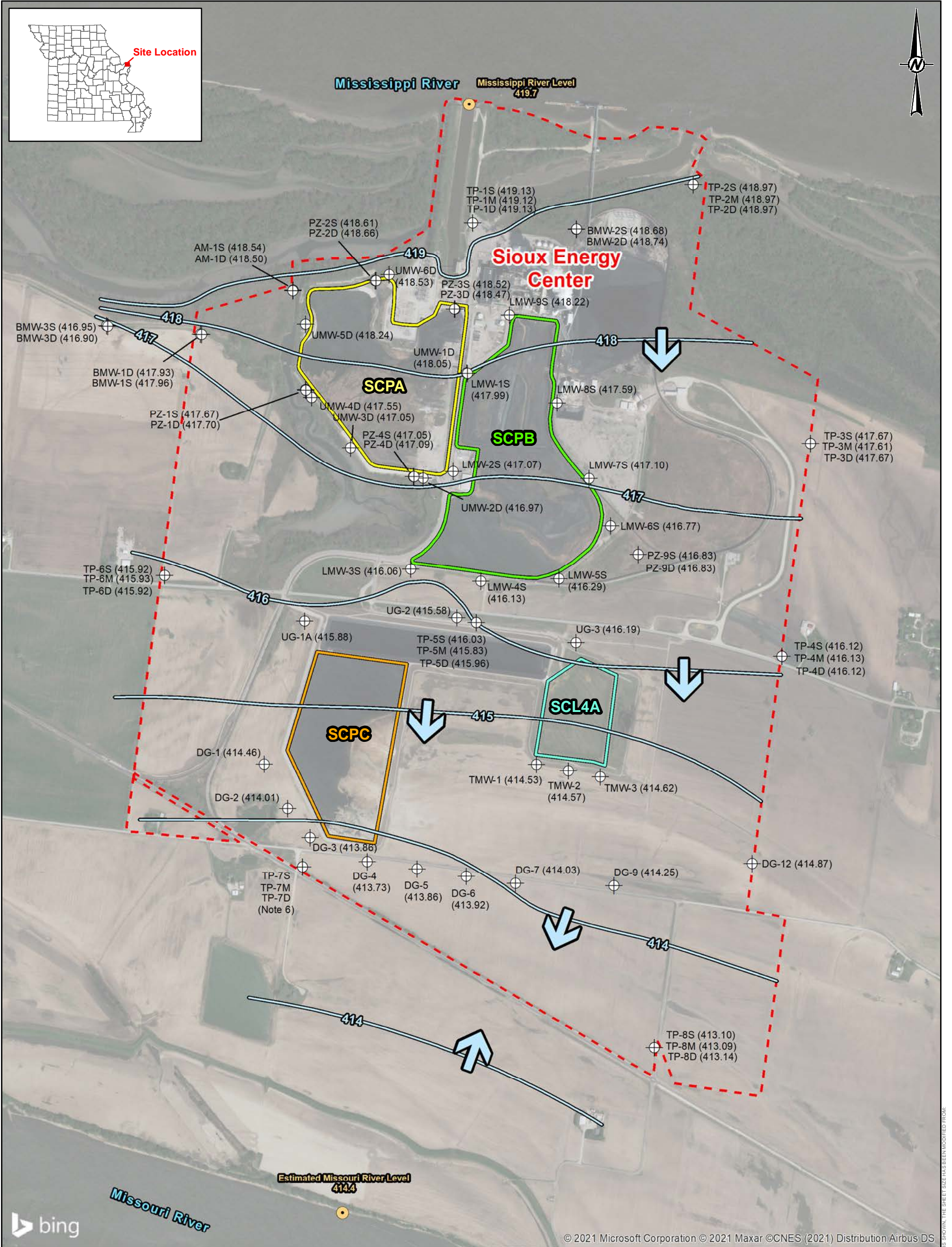
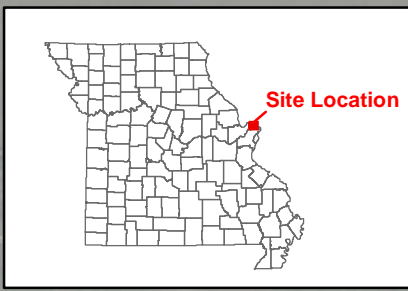


TITLE
SCPB PIPER DIAGRAM FOR APRIL 2021

PREPARED	CHECKED	REVIEWED	DATE	SCALE	FILE NO.	PROJECT NO.	DRAWING NO.	SUBTITLE	REV. NO.	FIGURE
BTT	EMS	SCP	2021/10/20	NA	NA	153140603	NA	NA	0	1

APPENDIX D

2021 Potentiometric Surface Maps



LEGEND

CCR Units

- SCPA - Bottom Ash Surface Impoundment
- SCPB - Fly Ash Surface Impoundment
- SCPC - WFGD Surface Impoundment
- SCL4A - Dry CCR Disposal Area

Groundwater Elevation Contour (FT MSL)

- Groundwater Elevation Contour (FT MSL)
- Inferred Groundwater Elevation Contour (FT MSL)

Ground/Surface Water Measurement Locations

- River Gauge Location
- Monitoring Well or Piezometer

Groundwater Flow Direction

NOTES

- 1.) ALL LOCATIONS AND BOUNDARIES ARE APPROXIMATE.
- 2.) GROUNDWATER AND SURFACE WATER ELEVATIONS DISPLAYED IN FEET ABOVE MEAN SEA LEVEL (FT MSL).
- 3.) GROUNDWATER ELEVATION MEASUREMENTS OBTAINED BY GOLDER.
- 4.) MISSISSIPPI RIVER ELEVATION ESTIMATED BASED ON NEARBY UNITED STATES GEOLOGICAL SURVEY (USGS) RIVER GAUGING LOCATIONS.
- 5.) MISSISSIPPI RIVER ELEVATION PROVIDED BY AMEREN MISSOURI.
- 6.) TP-7S, TP-7M, AND TP-7D WERE NOT USED IN POTENTIOMETRIC CONTOURING DUE TO MEASUREMENT ERROR.
- 7.) WFGD - WET FLUE GAS DESULFURIZATION.

REFERENCE

- 1.) AMEREN MISSOURI SIOUX ENERGY CENTER, SIOUX PROPERTY CONTROL MAP, FEBRUARY 2011.
- 2.) COORDINATE SYSTEM: NAD 1983 STATE PLANE MISSOURI EAST FIPS 2,401 FEET.
- 3.) USGS NATIONAL WATER INFORMATION SYSTEM, USGS GAUGES 06935965 (ST. CHARLES), 07010000 (ST. LOUIS), 05587498 (ALTON), GRAFTON (05587450).

CLIENT
AMEREN MISSOURI
SIOUX ENERGY CENTER

PROJECT
CCR GROUNDWATER MONITORING PROGRAM

TITLE
JANUARY 8, 2021 POTENTIOMETRIC SURFACE MAP

CONSULTANT
GOLDER
MEMBER OF WSP

YYYY-MM-DD	2021-01-28
PREPARED	BTT
DESIGN	JSI
REVIEW	EMS
APPROVED	MNH

PROJECT No. 153-140603 **PHASE** 0003


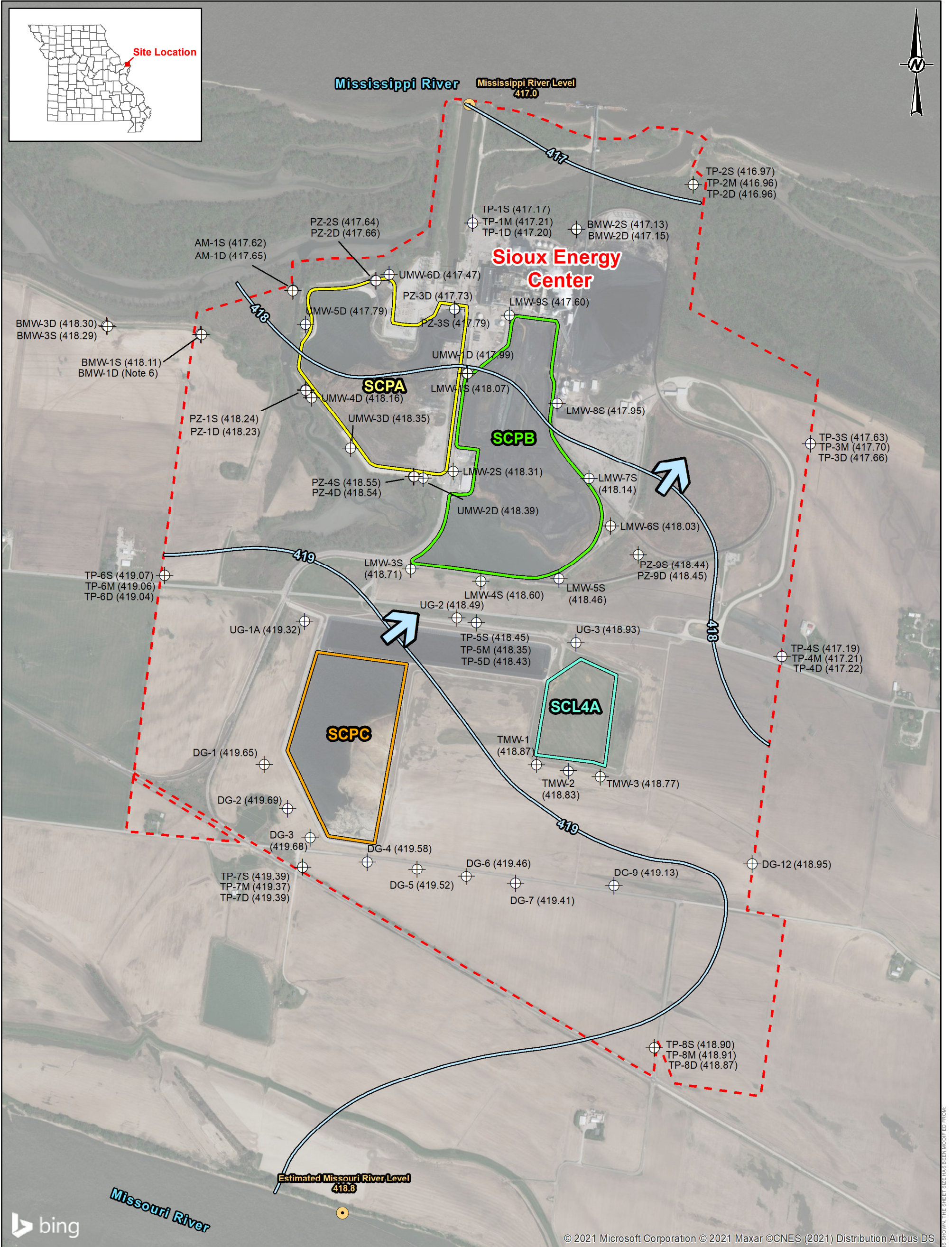
Scale: 0 500 1,000 1,500 2,000 Feet

AMEREN

GOLDER
MEMBER OF WSP

FIGURE D1

IF THIS MEASUREMENT DOES NOT MATCH WHAT IS SHOWN, THE SHEET SIZE HAS BEEN MODIFIED FROM 11in



© 2021 Microsoft Corporation © 2021 Maxar ©CNES (2021) Distribution Airbus DS

LEGEND

- Sioux Energy Center Property Boundary
- CCR Units**
 - SCPA - Bottom Ash Surface Impoundment
 - SCPB - Fly Ash Surface Impoundment
 - SCPC - WFGD Surface Impoundment
 - SCL4A - Dry CCR Disposal Area
- Groundwater Flow Direction
- Groundwater Elevation Contour (FT MSL)**
 - Groundwater Elevation Contour (FT MSL)
 - Inferred Groundwater Elevation Contour (FT MSL)
- Ground/Surface Water Measurement Locations**
 - River Gauge Location
 - Monitoring Well or Piezometer

NOTES

- ALL LOCATIONS AND BOUNDARIES ARE APPROXIMATE.
- GROUNDWATER AND SURFACE WATER ELEVATIONS DISPLAYED IN FEET ABOVE MEAN SEA LEVEL (FT MSL).
- GROUNDWATER ELEVATION MEASUREMENTS OBTAINED BY GOLDER.
- MISSOURI RIVER ELEVATION ESTIMATED BASED ON NEARBY UNITED STATES GEOLOGICAL SURVEY (USGS) RIVER GAUGING LOCATIONS.
- MISSISSIPPI RIVER ELEVATION PROVIDED BY AMEREN MISSOURI.
- BMW-1D IS NOT USED FOR POTENTIOMETRIC CONTOURING DUE TO MEASUREMENT ERROR.
- WFGD - WET FLUE GAS DESULFURIZATION.

REFERENCE

- AMEREN MISSOURI SIOUX ENERGY CENTER, SIOUX PROPERTY CONTROL MAP, FEBRUARY 2011.
- COORDINATE SYSTEM: NAD 1983 STATE PLANE MISSOURI EAST FIPS 2,401 FEET.
- USGS NATIONAL WATER INFORMATION SYSTEM, USGS GAUGES 06935965 (ST. CHARLES), 07010000 (ST. LOUIS), 05587498 (ALTON), GRAFTON (05587450).

0 500 1,000 1,500 2,000 Feet

CLIENT
AMEREN MISSOURI
SIOUX ENERGY CENTER

PROJECT
CCR GROUNDWATER MONITORING PROGRAM

TITLE
APRIL 8, 2021 POTENTIOMETRIC SURFACE MAP

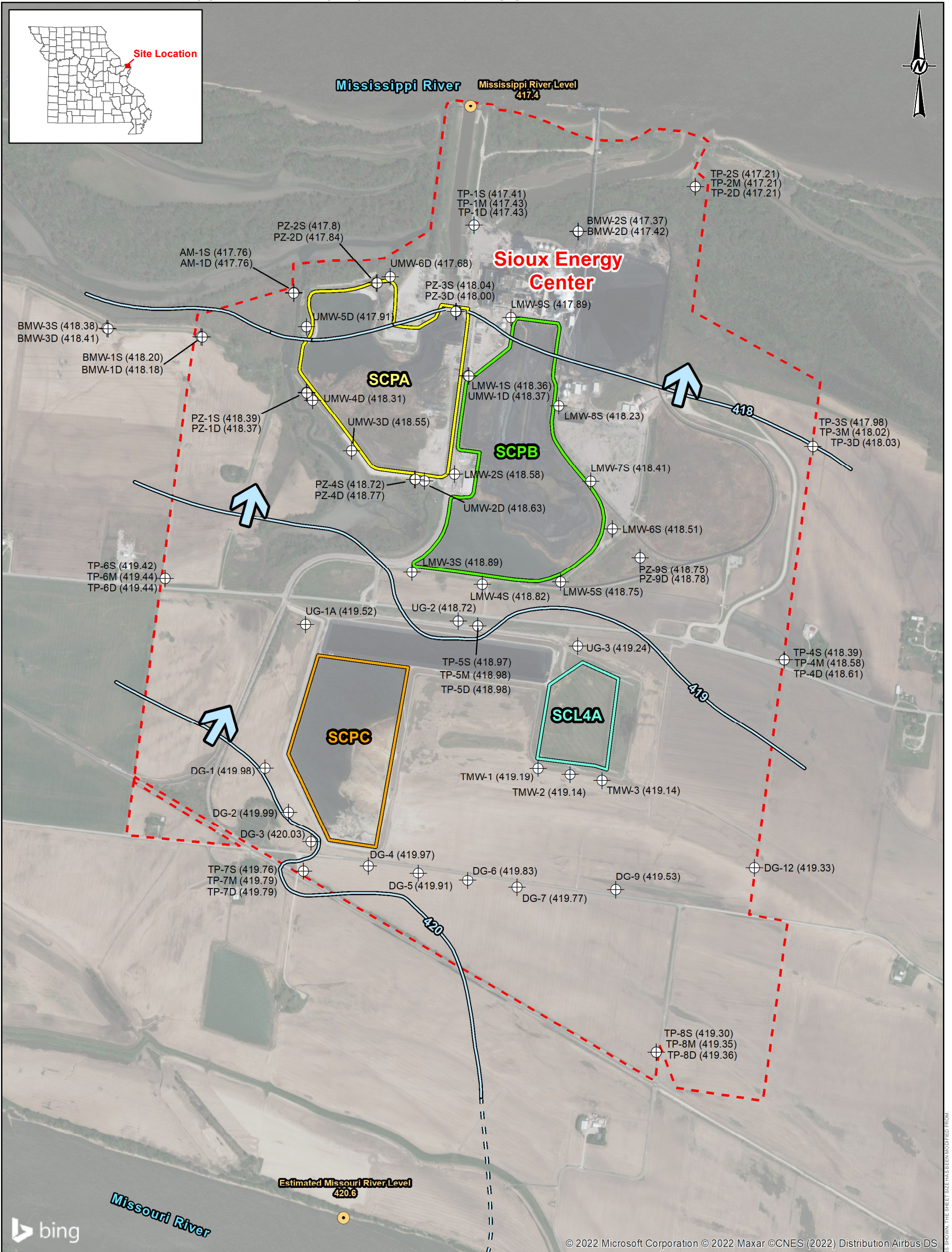
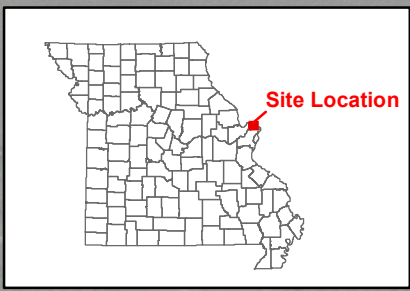
CONSULTANT
GOLDER
MEMBER OF WSP

YYYY-MM-DD	2021-05-10
PREPARED	BTT
DESIGN	JSI
REVIEW	EMS
APPROVED	MNH

PROJECT No. 153-140603 PHASE 0003

FIGURE **D2**

IF THIS MEASUREMENT DOES NOT MATCH WHAT IS SHOWN, THE SHEET SIZE HAS BEEN MODIFIED FROM 11in



LEGEND

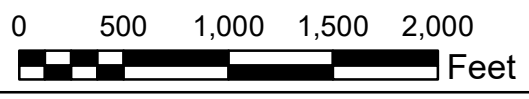
- Sioux Energy Center Property Boundary
- CCR Units**
 - SCPA - Bottom Ash Surface Impoundment
 - SCPB - Fly Ash Surface Impoundment
 - SCPC - WFGD Surface Impoundment
 - SCL4A - Dry CCR Disposal Area
- Groundwater Flow Direction
- Groundwater Elevation Contour (FT MSL)**
 - Groundwater Elevation Contour (FT MSL)
 - Inferred Groundwater Elevation Contour (FT MSL)
- Ground/Surface Water Measurement Locations**
 - River Gauge Location
 - Monitoring Well or Piezometer

NOTES

- 1.) ALL LOCATIONS AND BOUNDARIES ARE APPROXIMATE.
- 2.) GROUNDWATER AND SURFACE WATER ELEVATIONS DISPLAYED IN FEET ABOVE MEAN SEA LEVEL (FT MSL).
- 3.) GROUNDWATER ELEVATION MEASUREMENTS OBTAINED BY GOLDER.
- 4.) MISSOURI RIVER ELEVATION ESTIMATED BASED ON NEARBY UNITED STATES GEOLOGICAL SURVEY (USGS) RIVER GAUGING LOCATIONS.
- 5.) MISSISSIPPI RIVER ELEVATION PROVIDED BY AMEREN MISSOURI.
- 6.) WFGD - WET FLUE GAS DESULFURIZATION.

REFERENCE

- 1.) AMEREN MISSOURI SIOUX ENERGY CENTER, SIOUX PROPERTY CONTROL MAP, FEBRUARY 2011.
- 2.) COORDINATE SYSTEM: NAD 1983 STATE PLANE MISSOURI EAST FIPS 2,401 FEET.
- 3.) USGS NATIONAL WATER INFORMATION SYSTEM, USGS GAUGES 06935965 (ST. CHARLES), 07010000 (ST. LOUIS), 05587498 (ALTON), GRAFTON (05587450).



CLIENT
AMEREN MISSOURI
SIOUX ENERGY CENTER

PROJECT
CCR GROUNDWATER MONITORING PROGRAM

TITLE
JUNE 1, 2021 POTENTIOMETRIC SURFACE MAP

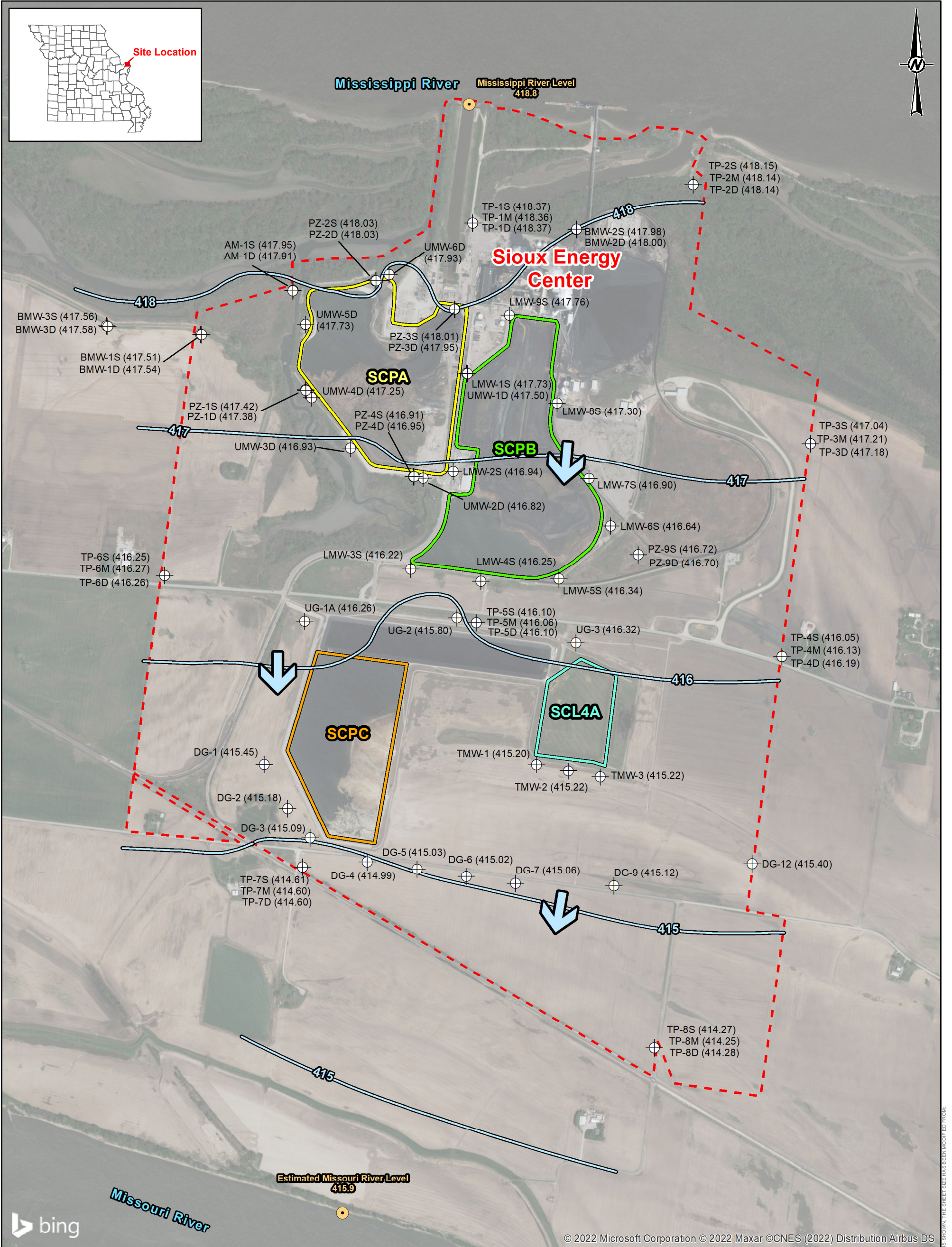
CONSULTANT
GOLDER
MEMBER OF WSP

YYYY-MM-DD	2021-10-11
PREPARED	ETF
DESIGN	JSI
REVIEW	EMS
APPROVED	MNH

PROJECT No. 153-140603 **PHASE** 0003

FIGURE D3

IF THIS MEASUREMENT DOES NOT MATCH WHAT IS SHOWN, THE SHEET SIZE HAS BEEN MODIFIED FROM 11in



LEGEND

- Sioux Energy Center Property Boundary
- CCR Units**
 - SCPA - Bottom Ash Surface Impoundment
 - SCPB - Fly Ash Surface Impoundment
 - SCPC - WFGD Surface Impoundment
 - SCL4A - Dry CCR Disposal Area
- Groundwater Flow Direction

Groundwater Elevation Contour (FT MSL)

- Groundwater Elevation Contour (FT MSL)
- Inferred Groundwater Elevation Contour (FT MSL)

Ground/Surface Water Measurement Locations

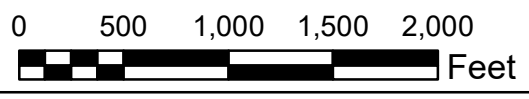
- River Gauge Location
- Monitoring Well or Piezometer

NOTES

- 1.) ALL LOCATIONS AND BOUNDARIES ARE APPROXIMATE.
- 2.) GROUNDWATER AND SURFACE WATER ELEVATIONS DISPLAYED IN FEET ABOVE MEAN SEA LEVEL (FT MSL).
- 3.) GROUNDWATER ELEVATION MEASUREMENTS OBTAINED BY GOLDER.
- 4.) MISSOURI RIVER ELEVATION ESTIMATED BASED ON NEARBY UNITED STATES GEOLOGICAL SURVEY (USGS) RIVER GAUGING LOCATIONS.
- 5.) MISSISSIPPI RIVER ELEVATION PROVIDED BY AMEREN MISSOURI.
- 6.) WFGD - WET FLUE GAS DESULFURIZATION.

REFERENCE

- 1.) AMEREN MISSOURI SIOUX ENERGY CENTER, SIOUX PROPERTY CONTROL MAP, FEBRUARY 2011.
- 2.) COORDINATE SYSTEM: NAD 1983 STATE PLANE MISSOURI EAST FIPS 2,401 FEET.
- 3.) USGS NATIONAL WATER INFORMATION SYSTEM, USGS GAUGES 06935965 (ST. CHARLES), 07010000 (ST. LOUIS), 05587498 (ALTON), GRAFTON (05587450).



CLIENT
AMEREN MISSOURI
SIOUX ENERGY CENTER

PROJECT
CCR GROUNDWATER MONITORING PROGRAM

TITLE
NOVEMBER 8, 2021 POTENTIOMETRIC SURFACE MAP

CONSULTANT
GOLDER
MEMBER OF WSP

YYYY-MM-DD	2021-12-02
PREPARED	ETF
DESIGN	JSI
REVIEW	BTT
APPROVED	MNH

PROJECT No. 153-140603 PHASE 0003

FIGURE **D4**

IF THIS MEASUREMENT DOES NOT MATCH WHAT IS SHOWN, THE SHEET SIZE HAS BEEN MODIFIED FROM 11in



golder.com