



August 18, 2011

Mr. Greg Dunn
Voluntary Site Remediation Unit B
Remedial Project Management Section
Division of Remediation Management
1021 North Grand Ave East
P.O. Box 19276
Springfield, IL 62794-9276

Dear Mr. Dunn:

Subject: Groundwater Monitoring Update – Quarter 2, 2011 Sampling Event and Shallow Groundwater Classification Field Hydraulic Conductivity Testing Champaign Former MGP Site, Champaign, Illinois

On behalf of Ameren Illinois, Kelron Environmental (Kelron) and PSC Industrial Outsourcing, LP (PSC) have completed the second quarter 2011 groundwater sampling event at the Champaign Former Manufactured Gas Plant (FMGP) Site. The site is located at 308 N. 5th Street in Champaign, Illinois. This report discusses the analytical results of the quarterly groundwater monitoring event in addition to the field hydraulic conductivity tests of the shallow water bearing unit conducted in June 2011.

INTRODUCTION

The second quarterly groundwater monitoring event of 2011 was conducted from June 13 – 16. Samples were collected from 21 groundwater monitoring wells located off-site. The samples were shipped to Teklab, Inc. (Teklab) in Collinsville, Illinois for analysis. Samples were analyzed for the following MGP-related compounds: the volatile organic compounds benzene, toluene, ethylbenzene, and total xylenes (BTEX); polynuclear aromatic hydrocarbons (PAHs); and total cyanide (cyanide).

Monitoring well UMW-115, located at the southwest corner of the FMGP site, was removed from the groundwater monitoring network on March 17, 2011 in order to permit excavation activities to proceed as part of Phases 8 and 9 of the remediation.

Groundwater level measurement data for the second quarter 2011 sampling event is provided in Table 1 of Attachment 1. Information on the table includes water depth below each well's measuring point, calculated groundwater elevation, and the amount of purged water removed prior to sampling. Groundwater monitoring results for constituents exceeding Illinois Environmental Protection Agency (IEPA) groundwater standards are shown on Figure 1 of Attachment 1. Groundwater data from May 2008 through June 2011 are provided in Attachment 2 and the laboratory analytical report from Teklab is provided in Attachment 3. Field duplicates were collected from wells UMW-302 and UMW-305, with the duplicates identified as UMW-902 and UMW-905 on the laboratory analytical report.

SHALLOW GROUNDWATER CLASSIFICATION

Field hydraulic conductivity tests performed on the shallow geologic materials in the original Phase II Site Investigation by Burlington Environmental, Inc. in 1990 (and included in their *Report of Investigation* [1994]), had an overall recomputed Site geometric mean hydraulic conductivity of 1.6×10^{-4} centimeters per second (cm/sec). As set forth in 35 Ill. Adm. Code 620, any geologic material with a hydraulic conductivity of less than 1×10^{-4} cm/sec, and which does not meet the provisions of Section 620.210 (Class I), Section 620.230



(Class III), or Section 620.240 (Class IV), meets the definition of a Class II – General Resource Groundwater.

Since the original field hydraulic conductivity tests performed at the Site were conducted in 1990, and only two of the original shallow monitoring wells tested in 1990 are still in existence in 2011, additional field permeability testing was conducted during June 2011 following completion of the quarterly groundwater monitoring event. In situ permeability tests were performed on five monitoring wells – UMW-102, UMW-107, UMW-108, UMW-109, and UMW-116 – and the results of those tests, along with the results from the 1990 tests by Burlington Environmental, Inc., are presented in Table 1 of Attachment 4. The testing methods, analyses, and results are discussed in greater detail below.

FIELD PERMEABILITY TESTING METHOD AND ANALYSIS

In situ permeability tests were performed on the 5 shallow monitoring wells on June 24, 2011 to evaluate hydraulic characteristics of the shallow weathered and unweathered till deposits underlying the area adjacent to the Site. There are no longer monitoring wells within the boundaries of the former FMGP Site since the entire area has been excavated and replaced with clean backfill as part of the approved remedial action.

The monitoring wells were tested by the variable head (“slug”) test method. The test methods utilized were modifications of the slug test method described by Cooper et al. (1967), whereby a solid slug is lowered or raised into the saturated portion of the well column, and measuring the resulting change in water level with time. The slug tests at the Site were conducted using two, three and four foot long by 1-1/4 inch diameter PVC slugs with rope and recorded using Aquistar PT2X Smart Sensors (PT2X) with 15 and 50 pounds per square inch (psi) transducers. The PT2X is a combination downhole transducer and datalogger. In most cases multiple tests were performed on each well in order to provide corroborating data and because of the variability inherent in groundwater level recoveries when a slug is inserted versus removed from a well. However, not all wells had multiple tests and/or analyses either because of very low permeability or limitations associated with low groundwater levels and well construction. The field data collected and downloaded from the PT2X sensors is provided in Attachment 4.

A laptop computer was used to download the data from the dataloggers and analyze the data with the use of AQTESOLV™ for Windows (Version 4.50.002), an aquifer test analysis software package by HYDROSOLVE. Two analytical solutions were utilized on the data: the Bouwer-Rice method (1976) for unconfined aquifers; and the KGS Model with Skin for unconfined aquifers (Hyder et al., 1994). The AQTESOLV™ for Windows output is included in Attachment 4.

FIELD PERMEABILITY TEST RESULTS AND DISCUSSION

The results from both the 1990 and 2011 field permeability testing of the uppermost (shallow) wells at the Site are provided in Table 1, Attachment 4. The hydraulic conductivity results of the June 2011 testing of the five shallow wells ranged from a low of 2.6×10^{-6} cm/sec at Well UMW-109 to a high of 9.6×10^{-5} cm/sec at Well UMW-107, with a geometric mean value for all five wells of 3.1×10^{-5} cm/sec. The overall geometric mean hydraulic conductivity for the June 2001 tests compares very well with the geometric mean of 1.6×10^{-5} cm/sec from the 1990 tests.

In addition to comparing the June 2011 test results on five monitoring wells to the 1990 results for four monitoring wells, a further comparison can be made between the 2011 versus 1990 test results on wells UMW-102 and UMW-108. Well UMW-102 had a geometric mean hydraulic conductivity of 5.1×10^{-5} cm/sec in 1990, which corresponds well with the 4.3×10^{-5} cm/sec value calculated in June 2011. Well UMW-108 had a geometric mean of 5.2×10^{-6} cm/sec in 1990 and a value of 8.3×10^{-5} cm/sec in June 2011. The higher field hydraulic conductivity value observed during the June 2011 testing versus the 1990 data is most likely a result of variability in testing methodology, measurement equipment, and analyses. In addition, some shallow wells such as UMW-108 were aggressively pumped for many years before more recent low-flow groundwater sampling methods were instituted at the Site, most likely resulting in increased permeability of the natural formation adjacent to the well screen due to removal of clay and silt.

FIELD PERMEABILITY TESTING SUMMARY

The field hydraulic conductivity data from the 1990 testing of four shallow wells installed within the uppermost geologic materials at the Site was less than 1×10^{-4} cm/sec with a geometric mean value of 1.6×10^{-5} cm/sec. Two of the wells tested in 1990 were re-tested, and an additional three shallow wells were tested in June 2011; the field hydraulic conductivity was less than 1×10^{-4} cm/sec with a geometric mean value of 3.1×10^{-5} cm/sec. Overall, a total of 7 wells within the uppermost hydrogeologic unit have been tested. Groundwater within the uppermost geologic materials in the vicinity of the Site unconditionally meets the definition of a Class II – General Resource Groundwater for the purposes of establishing Tier 1 remediation objectives. Therefore, evaluation of shallow groundwater analytical data in the subsequent sections of this report are based upon comparison to Tier 1 groundwater remediation objectives for Class II groundwater.

The intermediate depth wells (UMW-300 series) are classified as Class I groundwater; therefore, evaluation of groundwater analytical data from these wells are based upon comparison to Tier 1 groundwater remediation objectives for Class I groundwater.

GROUNDWATER MONITORING RESULTS

Figure 1 (Attachment 1) summarizes those wells and constituents which had an exceedance of at least one Class I or Class II groundwater standard based on the June 2011 sampling event. Two of the 21 monitoring wells sampled in the second quarter of 2011 had at least one MGP-related constituent exceeding Class I standards. Shallow well UMW-107 had a benzene concentration in exceedance of the Class II groundwater standard of 0.025 mg/L. Intermediate depth well UMW-302 had benzene and naphthalene concentrations in exceedance of Class I groundwater standards of 0.005 mg/L and 0.14 mg/L, respectively. None of the remaining 14 shallow or 5 intermediate depth monitoring wells surrounding the former MGP site had an exceedance of cyanide, BTEX or PAH compounds in the June 2011 event.

Three new monitoring wells were installed west and southwest of the former MGP site in early 2010 to further delineate cyanide impacts in off-site groundwater. Cyanide groundwater concentrations in June 2011 were 0.024, 0.15 and below 0.007 milligrams per Liter (mg/L) at wells UMW-106R, UMW-122, and UMW-123, respectively. No groundwater samples were collected from well UMW-122 in the past two quarters (Quarter 4, 2010 and Quarter 1, 2011) due to low groundwater levels below the screened interval of the well. The last groundwater sample analyzed for cyanide at this well, during September 2010, had a concentration of 0.092 mg/L. In summary, there have been no cyanide or other exceedances in groundwater southwest of the site on the west side of Fifth Street and south of Hill Street in four consecutive quarters from Quarter 3, 2010 through Quarter 2, 2011.

The only two well locations with an exceedance of an organic constituent (BTEX or PAHs) in June 2011 were shallow well UMW-107 and intermediate depth well UMW-302. Shallow well UMW-107 had a benzene concentration of 0.103 mg/L in June 2011, which exceeds the Class II standard of 0.025 mg/L. The concentration during the June event was down slightly from the March 2011 concentration of 0.178 mg/L. As seen on Figure 2 (Attachment 1) the benzene concentration in this well has increased over the past year, but the overall trend compared to 2008 and 2009 concentrations is downward. Over the last seven quarters, from December 2009 through June 2011, the benzene concentration in well UMW-107 has ranged from 0.0005 to 0.178 mg/L. In contrast, the benzene concentration in this well from May 2008 through September 2009 ranged from 0.236 to 0.826 mg/L.

The only other well with an organic constituent exceeding groundwater standards is well UMW-302. Monitoring well UMW-302 had benzene and naphthalene concentrations of 0.253 mg/L and 1.33 mg/L. The Class I groundwater standard for benzene is 0.005 mg/L and the Class I standard for naphthalene is 0.14 mg/L. The duplicate sample, UMW-902, also had concentrations exceeding Class I groundwater standards. The benzene and naphthalene concentrations were 0.266 mg/L and 1.63 mg/L, respectively. This intermediate depth well, screened 35 to 45 feet below ground surface and separated from the adjacent shallow well UMW-121 by over 20 vertical feet of silty clay, was the only deeper well monitored in June 2011 that had an organic constituent exceedance of Class I standards. The other intermediate screened wells located downgradient of this well - UMW-305, UMW-306, and UMW-307 – have not had any exceedances in the thirteen quarterly monitoring events since first installed and monitored in mid-2008.

Figure 2 shows the benzene concentration in well UMW-302 also trending downward. Benzene decreased in concentration at well UMW-302 for ten consecutive quarters, from 1.30 mg/L in May 2008 to 0.292 mg/L in September 2010, before rising slightly during December 2010 and March 2011 to 0.314 and 0.331 mg/L, respectively. The current benzene concentration of 0.253 mg/L is the lowest measured concentration in well UMW-302 since monitoring began in 2008. Some fluctuations in concentration will continue to occur at this location, but the overall downward trend is expected to continue.

CONCLUSIONS

Based on the data collected in June 2011, there is a relatively small area of groundwater with concentrations in exceedance of applicable groundwater standards. The only shallow monitoring well (i.e., water-table well) with a Class II groundwater exceedance of the 15 off-site wells was UMW-107. Of the 21 monitoring wells sampled, well UMW-107 was the only well containing an exceedance of any of the organic constituents being monitored (BTEX and PAHs). The only organic parameter with an exceedance, benzene, decreased in concentration in the second quarter of 2011 after an initial increase in the first quarter of 2011. It is expected that overall groundwater quality will continue to improve, although seasonal changes in precipitation and groundwater levels will still cause some constituent concentrations to fluctuate. However, the long-term trend in both cyanide and organic constituent concentrations will continue to be downward.

Deeper groundwater quality, as represented by the 300-series wells screened in the intermediate depth groundwater unit, has had no organic constituent exceedances of the Class I standard except at well UMW-302, located south of the site. None of the intermediate wells has had a cyanide exceedance in groundwater for twelve consecutive monitoring events from July 2008 through June 2011.

Ameren and its consultants recommend that no changes be made to the current quarterly monitoring schedule or constituents being monitored (i.e., total cyanide, BTEX, and PAHs).

We have defined the extent of on-site and off-site groundwater impacts with our existing monitoring well network. The long-term trend of improving groundwater quality is expected to continue as remedial activities continue across the southern portion of the site in 2011. No additional monitoring wells or analytical parameters are necessary to delineate the extent of MGP-related organic or inorganic groundwater impacts. However, four new piezometers were constructed on-site in order to develop shallow groundwater flow maps beginning in the second quarter of 2011. The next quarterly groundwater sampling event will be conducted during September 2011.

Should you have any questions about the material presented in this summary letter, please contact us at your convenience.

Sincerely,



Brian H. Martin, CHMM
Consulting Environmental Scientist
Environmental Services
T 314.554.2233
F 314.554.4182
bmartin2@ameren.com

Attachments: 1. Table 1; Figures 1 and 2
 2. Groundwater Data from May 2008 through June 2011
 3. Laboratory Analytical Reports and Chain of Custodies
 4. Table 1; Field Hydraulic Conductivity Testing Documentation

cc: Pete Sazama, PSC
 Stu Cravens, Kelron
 Stan Black, IEPA

ATTACHMENT 1

Table 1 – Groundwater Level Measurement Data

Figure 1 – Exceedances of Class I Groundwater Standards
June 2011 Sampling Event

Figure 2 – Benzene Concentration Trends in Wells Exceeding Groundwater
Standards

Table 1
 Groundwater Measurement Data
 June 2011 Groundwater Monitoring Report
 Ameren Illinois
 Champaign Former MGP Site
 Champaign, Illinois

Monitoring Well Number	Total Depth (feet)	Monitored Interval (feet BLS)	Elevation (feet NGVD)		June 2011		
			Measuring Point (MP)	Land Surface (LS)	Below MP (feet)	Elevation (feet NGVD)	Purge Volume (Liters)
UMW-102	22.0	6.7 - 22.0	737.32	737.7	5.76	731.56	4.00
UMW-104	20.0	9.9 - 20.0	735.84	736.3	abandoned	--	--
UMW-105	19.7	9.5 - 19.7	737.33	737.7	7.70	729.63	2.0
UMW-106	20.0	9.8 - 20.0	737.01	737.5	abandoned	--	--
UMW-106 R	17.0	7.0-17.0	737.18	737.4	7.69	729.49	4.0
UMW-107	19.7	9.5 - 19.7	736.88	737.3	6.40	730.48	5.0
UMW-108	15.0	4.8 - 15.0	736.86	737.1	4.68	732.18	3.0
UMW-109	20.0	10.0 - 20.0	735.11	735.5	6.96	728.15	3.0
UMW-110	21.0	10.8 - 21.0	736.73	737.2	abandoned	--	--
UMW-111A	22.8	9.0 - 22.8	736.71	737.0	8.58	728.13	1.5
UMW-112	20.0	10.0 - 20.0	737.48	737.7	no access	--	--
UMW-113	20.0	10.0 - 20.0	740.20	738.2	abandoned	--	--
UMW-114	20.0	10.0 - 20.0	740.42	738.0	abandoned	--	--
UMW-115	20.0	10.0 - 20.0	738.82	738.7	abandoned	--	--
UMW-116	20.0	10.0 - 20.0	736.23	736.5	5.40	730.83	4.0
UMW-117	15.0	5.0 - 15.0	737.53	737.81	6.3	731.23	3.0
UMW-118	15.0	5.0 - 15.0	736.20	736.43	7.34	728.86	5.0
UMW-119	15.0	5.0 - 15.0	736.80	737.09	4.95	731.85	3.0
UMW-120	15.0	5.0 - 15.0	737.02	737.53	5.47	731.55	3.5
UMW-121	15.0	5.0 - 15.0	738.46	738.80	7.42	731.04	2.5
UMW-122	19.75	5.0-15.0	739.15	739.44	9.65	729.50	*
UMW-123	15.89	5.89-15.89	737.24	737.53	7.12	730.12	3.0
UMW-300	45.0	35.0 - 45.0	736.57	736.79	25.60	710.97	30.0
UMW-301	45.0	35.0 - 45.0	736.14	736.43	abandoned	--	--
UMW-302	45.0	35.0 - 45.0	738.58	738.88	28.42	710.16	4.5
UMW-303	45.0	35.0 - 45.0	737.05	737.38	25.98	711.07	4.5
UMW-304	45.0	35.0 - 45.0	738.00	738.37	abandoned	--	--
UMW-305	45.0	35.0 - 45.0	737.51	737.74	27.26	710.25	5.0
UMW-306	47.0	37.0 - 47.0	736.90	737.18	26.86	710.04	5.0
UMW-307	47.0	37.0 - 47.0	736.92	737.19	26.97	709.95	5.0
TPZ-101	17.48	7.48 - 17.48	741.73	738.5	11.31	730.42	---
TPZ-102	17.57	7.57 - 17.57	739.98	736.9	9.26	730.72	---
TPZ-103	16.11	6.11 - 16.11	740.14	737.0	9.44	730.70	---

Notes:

Monitoring wells UMW-104, UMW-106, UMW-110, UMW-113, UMW-114, UMW-115, UMW-301 and UMW-304 have been abandoned. TPZ-104 was removed during Phase 9 remediation.

-- Not measured or sampled.

* Removed 4.25 gallons of water with bailer and well went dry. Collected sample the following day.

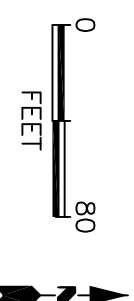


LEGEND

- EXISTING STRUCTURES (APPROXIMATE)
- - - CURRENT AMERENIP PROPERTY BOUNDARY
- ▬ REMEDIATION SITE BOUNDARY
- x - x - FENCE
- ⊕ Umw-100 SHALLOW GROUNDWATER MONITORING WELLS
- ▲ Umw-300
- ⊕ Umw-102 **NO CLASS I OR CLASS II EXCEEDANCES FOR BTEX, PAHS OR CYANIDE IN JUNE 2011.**
- ⊕ Umw-107 **WELLS WITH AT LEAST ONE CLASS I OR CLASS II EXCEEDANCE FOR BTEX, PAHS OR CYANIDE IN JUNE 2011. CONCENTRATIONS LISTED WITH APPROPRIATE REMEDIAL OBJECTIVE (RO) IN PARENTHESES.**
- ⊕ TPZ-102 2011 SHALLOW PIEZOMETERS
- mg/L MILLIGRAMS PER LITER

NOTES: THE SOURCE FOR THE PROPERTY BOUNDARY SURVEY IS VEGRZYN, SARVER AND ASSOCIATES.

CLASS I GROUNDWATER STANDARDS ARE:
 CYANIDE=0.2 mg/L; BENZENE=0.005 mg/L; and NAPHTHALENE =0.14 mg/L
 CLASS II GROUNDWATER STANDARDS ARE:
 CYANIDE=0.6 mg/L; BENZENE=0.025 mg/L; and NAPHTHALENE =0.22 mg/L



TITLE:
**EXCEEDANCES OF CLASS I AND CLASS II GROUNDWATER STANDARDS
 JUNE 2011 SAMPLING EVENT
 CHAMPAIGN, ILLINOIS**



DWN:	TMM	DES:	MRC	PROJECT NO:	62409080120
CHKD:		APPD:		AMEREN ILLINOIS CHAMPAIGN, ILLINOIS	
DATE:	03/21/11	REV:		FIGURE 1	

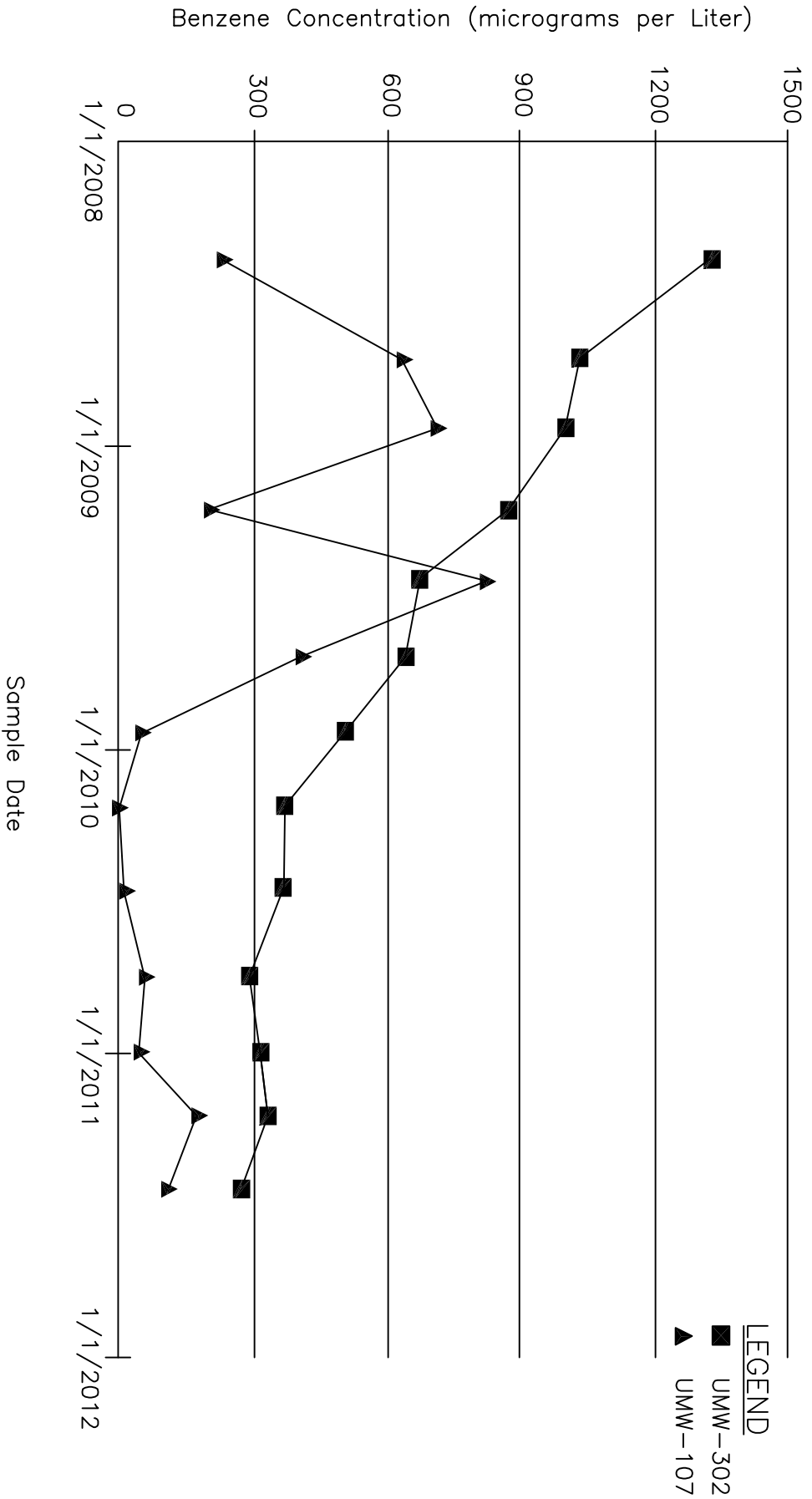


TITLE:
BENZENE CONCENTRATION TRENDS IN
WELLS EXCEEDING GROUNDWATER STANDARDS
THROUGH JUNE 2011

DWN: PTS
CHKD: APPD:
DATE: 07/25/2011
REV: A

PROJECT NO.: 62409080120
AMEREN ILLINOIS
CHAMPAIGN, ILLINOIS

FIGURE 2



ATTACHMENT 2

Groundwater Data from May 2008 through June 2011

CH MGP
Analysis Results by Parameter (column), Location (row), and Date (row)

Date Range: 05/01/2008 to 07/01/2011

Well Id	Date Sampled	Lab Id	2-Methylnaphthalene, ug/L	Acenaphthene, ug/L	Acenaphthylene, ug/L	Anthracene, ug/L	Benzene, ug/L	Benzo(a)anthracene, ug/L
UMW-102	05/22/2008			<0.100	<0.100	<0.100	<2.000	<0.100
	09/16/2008		<10.000	<0.100	<0.100	<0.100	<2.000	<0.100
	12/10/2008			<0.100	<0.100	<0.100	<2.000	<0.100
	03/17/2009		<0.100	<0.100	<0.100	<0.100	<2.000	<0.100
	06/10/2009		<0.100	<0.100	<0.100	<0.100	<2.000	<0.100
	09/09/2009		<0.100	<0.100	<0.100	<0.100	<2.000	<0.100
	12/07/2009		<0.100	<0.100	<0.100	<0.100	<2.000	<0.100
	03/10/2010		<0.100	<0.100	<0.100	<0.100	<2.000	<0.100
	06/15/2010		<0.100	<0.100	<0.100	<0.100	<2.000	<0.100
	09/28/2010		<0.200	<0.200	<0.200	<0.200	<2.000	<0.200
	12/28/2010		<0.100	<0.100	<0.100	<0.100	<2.000	<0.100
	03/15/2011		<0.100	<0.100	<0.100	<0.100	<2.000	<0.100
	06/15/2011		<0.100	<0.100	<0.100	<0.100	<2.000	<0.100
	UMW-105	05/21/2008			<0.100	<0.100	<0.100	<2.000
09/16/2008			<10.000	<0.100	<0.100	<0.100	<2.000	<0.100
12/09/2008				<0.100	<0.100	<0.100	<2.000	<0.100
03/17/2009			<0.100	<0.100	<0.100	<0.100	<2.000	<0.100
06/10/2009			<0.100	<0.100	<0.100	<0.100	<2.000	<0.100
09/09/2009			<0.100	<0.100	<0.100	<0.100	<2.000	<0.100
12/08/2009			<0.100	<0.100	<0.100	<0.100	<2.000	<0.100
03/08/2010			<0.100	<0.100	<0.100	<0.100	<2.000	<0.100
06/15/2010			<0.100	<0.100	<0.100	<0.100	<2.000	<0.100
09/28/2010			<0.100	<0.100	<0.100	<0.100	<2.000	<0.100
12/28/2010			<0.100	<0.100	<0.100	<0.100	<2.000	<0.100
03/15/2011			<0.100	<0.100	<0.100	<0.100	<2.000	<0.100
06/14/2011			<0.100	<0.100	<0.100	<0.100	<2.000	<0.100
UMW-106		05/21/2008			<0.100	<0.100	<0.100	<2.000
	09/16/2008		<10.000	<0.100	<0.100	<0.100	<2.000	<0.100
	12/09/2008			<0.100	<0.100	<0.100	<2.000	<0.100
	03/17/2009		<0.100	<0.100	<0.100	<0.100	<2.000	<0.100
	06/10/2009		<0.100	<0.100	<0.100	<0.100	<2.000	<0.100
	09/09/2009		<0.100	<0.100	<0.100	<0.100	<2.000	<0.100
UMW-106R	03/10/2010		0.100	<0.100	<0.100	<0.100	<2.000	<0.100
	06/15/2010		<0.100	<0.100	<0.100	<0.100	<2.000	<0.100
	09/28/2010		<0.100	<0.100	<0.100	<0.100	<2.000	<0.100
	12/28/2010		<0.100	<0.100	<0.100	<0.100	<2.000	<0.100
	03/15/2011		<0.100	<0.100	<0.100	<0.100	<2.000	<0.100

CH MGP
Analysis Results by Parameter (column), Location (row), and Date (row)

Date Range: 05/01/2008 to 07/01/2011

		2-Methylnaphthalene, ug/L	Acenaphthene, ug/L	Acenaphthylene, ug/L	Anthracene, ug/L	Benzene, ug/L	Benzo(a)anthracene, ug/L
UMW-106R	06/13/2011	<0.100	<0.100	<0.100	<0.100	<2.000	<0.100
UMW-107	05/20/2008		<0.100	0.240	0.120	236.000	<0.100
	09/16/2008	<10.000	<0.100	0.290	0.090	640.000	<0.100
	12/09/2008		<0.100	0.270	0.160	716.000	<0.100
	03/17/2009	<0.100	<0.100	0.180	0.100	210.000	<0.100
	06/10/2009	0.080	<0.100	0.180	0.120	826.000	<0.100
	09/09/2009	<0.100	<0.100	0.200	0.130	415.000	<0.100
	12/08/2009	<0.100	<0.100	0.190	<0.100	56.400	<0.100
	03/09/2010	<0.100	<0.100	<0.100	<0.100	0.500	<0.100
	06/16/2010	<0.100	<0.100	<0.100	<0.100	14.300	<0.100
	09/29/2010	<0.100	<0.100	0.180	0.140	61.000	<0.100
	12/29/2010	<0.100	<0.100	0.140	0.120	53.000	<0.100
	03/15/2011	<0.100	<0.100	0.200	0.160	178.000	<0.100
	06/13/2011	0.130	<0.100	0.130	<0.100	103.000	<0.100
UMW-108	05/20/2008		<0.100	<0.100	<0.100	<2.000	<0.100
	09/17/2008	<10.000	<0.100	<0.100	<0.100	<2.000	<0.100
	12/09/2008		<0.100	<0.100	<0.100	<2.000	<0.100
	03/18/2009	<0.100	<0.100	<0.100	<0.100	<2.000	<0.100
	06/10/2009	<0.100	<0.100	<0.100	<0.100	<2.000	<0.100
	09/09/2009	<0.100	<0.100	<0.100	<0.100	<2.000	<0.100
	12/08/2009	<0.100	<0.100	<0.100	<0.100	<2.000	<0.100
	03/09/2010	<0.100	<0.100	<0.100	<0.100	<2.000	<0.100
	06/15/2010	<0.100	<0.100	<0.100	<0.100	<2.000	<0.100
	09/29/2010	<0.100	<0.100	<0.100	<0.100	<2.000	<0.100
	12/29/2010	<0.100	<0.100	<0.100	<0.100	<2.000	<0.100
	03/15/2011	<0.100	<0.100	<0.100	<0.100	<2.000	<0.100
	06/14/2011	<0.100	<0.100	<0.100	<0.100	<2.000	<0.100
UMW-109	05/22/2008		<0.100	<0.100	<0.100	<2.000	<0.100
	09/17/2008	<10.000	<0.100	<0.100	<0.100	<2.000	<0.100
	12/10/2008		<0.100	<0.100	<0.100	<2.000	<0.100
	03/17/2009	<0.100	<0.100	<0.100	<0.100	<2.000	<0.100
	06/11/2009	<0.100	<0.100	<0.100	<0.100	<2.000	<0.100
	09/10/2009	<0.100	<0.100	<0.100	<0.100	<2.000	<0.100
	12/09/2009	<0.100	<0.100	<0.100	<0.100	<2.000	<0.100
	03/08/2010	<0.100	<0.100	<0.100	<0.100	<2.000	<0.100
	06/15/2010	<0.100	<0.100	<0.100	<0.100	<2.000	<0.100
	09/29/2010	<0.100	<0.100	<0.100	<0.100	<2.000	<0.100

CH MGP
Analysis Results by Parameter (column), Location (row), and Date (row)

Date Range: 05/01/2008 to 07/01/2011

		2-Methylnaphthalene, ug/L	Acenaphthene, ug/L	Acenaphthylene, ug/L	Anthracene, ug/L	Benzene, ug/L	Benzo(a)anthracene, ug/L
UMW-109	12/29/2010	<0.100	<0.100	<0.100	<0.100	<2.000	<0.100
	03/16/2011	<0.100	<0.100	<0.100	<0.100	<2.000	<0.100
	06/15/2011	<0.100	<0.100	<0.100	<0.100	<2.000	<0.100
UMW-111A	05/22/2008	<0.100	<0.100	<0.100	<0.100	<2.000	<0.100
	09/17/2008	<10.000	<0.100	<0.100	<0.100	<2.000	<0.100
	12/10/2008	<0.100	<0.100	<0.100	<0.100	<2.000	<0.100
	03/18/2009	<0.100	<0.100	<0.100	<0.100	<2.000	<0.100
	06/10/2009	<0.100	<0.100	<0.100	<0.100	<2.000	<0.100
	09/10/2009	<0.100	<0.100	<0.100	<0.100	<2.000	<0.100
	12/08/2009	<0.100	<0.100	<0.100	<0.100	1.100	<0.100
	03/09/2010	<0.100	<0.100	<0.100	<0.100	<2.000	<0.100
	06/15/2010	<0.100	<0.100	<0.100	<0.100	<2.000	<0.100
	09/29/2010	<0.100	<0.100	<0.100	<0.100	<2.000	<0.100
	12/28/2010	<0.100	<0.100	<0.100	<0.100	<2.000	<0.100
UMW-116	03/16/2011	<0.100	<0.100	<0.100	<0.100	<2.000	<0.100
	06/14/2011	<0.100	<0.100	<0.100	<0.100	<2.000	<0.100
	05/20/2008	<0.100	<0.100	<0.100	<0.100	<2.000	<0.100
	09/16/2008	<10.000	<0.100	<0.100	<0.100	<2.000	<0.100
	12/09/2008	<0.100	<0.100	<0.100	<0.100	<2.000	<0.100
	03/17/2009	<0.100	<0.100	<0.100	<0.100	<2.000	<0.100
	06/10/2009	<0.100	<0.100	<0.100	<0.100	<2.000	<0.100
	09/09/2009	<0.100	<0.100	<0.100	<0.100	<2.000	<0.100
	12/08/2009	<0.100	<0.100	<0.100	<0.100	<2.000	<0.100
	03/09/2010	<0.100	<0.100	<0.100	<0.100	<2.000	<0.100
	06/16/2010	<0.100	<0.100	<0.100	<0.100	<2.000	<0.100
UMW-117	09/29/2010	<0.100	<0.100	<0.100	<0.100	<2.000	<0.100
	12/29/2010	<0.100	<0.100	<0.100	<0.100	<2.000	<0.100
	03/15/2011	<0.100	<0.100	<0.100	<0.100	<2.000	<0.100
	06/13/2011	<0.100	<0.100	<0.100	<0.100	<2.000	<0.100
	05/21/2008	<0.100	<0.100	<0.100	<0.100	<2.000	<0.100
	09/17/2008	<10.000	<0.100	<0.100	<0.100	<2.000	<0.100
	12/10/2008	<0.100	<0.100	<0.100	<0.100	<2.000	<0.100
	03/18/2009	<0.100	<0.100	<0.100	<0.100	<2.000	<0.100
	06/10/2009	<0.100	<0.100	<0.100	<0.100	<2.000	<0.100
	09/09/2009	<0.100	<0.100	<0.100	<0.100	<2.000	<0.100
	12/08/2009	<0.100	<0.100	<0.100	<0.100	<2.000	<0.100
03/09/2010	<0.100	<0.100	<0.100	<0.100	<2.000	<0.100	

CH MGP
Analysis Results by Parameter (column), Location (row), and Date (row)

Date Range: 05/01/2008 to 07/01/2011

		2-Methylnaphthalene, ug/L	Acenaphthene, ug/L	Acenaphthylene, ug/L	Anthracene, ug/L	Benzene, ug/L	Benzo(a)anthracene, ug/L
UMW-117	06/15/2010	<0.100	<0.100	<0.100	<0.100	<2.000	<0.100
	09/29/2010	<0.100	<0.100	<0.100	<0.100	<2.000	<0.100
	12/28/2010	<0.100	<0.100	<0.100	<0.100	<2.000	<0.100
	03/16/2011	<0.100	<0.100	<0.100	<0.100	<2.000	<0.100
	06/14/2011	<0.100	<0.100	<0.100	<0.100	<2.000	<0.100
UMW-118	05/22/2008	<0.100	<0.100	<0.100	<0.100	<2.000	<0.100
	09/17/2008	<10.000	<0.100	<0.100	<0.100	<2.000	<0.100
	12/10/2008	<0.100	<0.100	<0.100	<0.100	<2.000	<0.100
	03/17/2009	<0.100	<0.100	<0.100	<0.100	<2.000	<0.100
	06/11/2009	<0.100	<0.100	<0.100	<0.100	<2.000	<0.100
	09/10/2009	<0.100	<0.100	<0.100	<0.100	<2.000	<0.100
	12/09/2009	<0.100	<0.100	<0.100	<0.100	<2.000	<0.100
	03/08/2010	<0.100	<0.100	<0.100	<0.100	<2.000	<0.100
	06/16/2010	<0.100	<0.100	<0.100	<0.100	<2.000	<0.100
	09/29/2010	<0.100	<0.100	<0.100	<0.100	<2.000	<0.100
	12/29/2010	<0.100	<0.100	<0.100	<0.100	<2.000	<0.100
	03/16/2011	<0.100	<0.100	<0.100	<0.100	<2.000	<0.100
	06/15/2011	<0.100	<0.100	<0.100	<0.100	<2.000	<0.100
UMW-119	05/22/2008	<0.100	2.300	1.520	0.140	3.400	<0.100
	09/16/2008	<10.000	1.360	1.290	0.140	1.300	<0.100
	12/10/2008	<0.100	0.830	1.220	0.090	<2.000	<0.100
	03/17/2009	0.340	0.260	0.420	<0.100	<2.000	<0.100
	06/10/2009	<0.100	0.200	0.410	<0.100	<2.000	<0.100
	09/09/2009	<0.100	<0.100	0.250	<0.100	<2.000	<0.100
	12/07/2009	<0.100	0.160	0.420	<0.100	<2.000	<0.100
	03/08/2010	<0.100	0.120	0.240	<0.100	<2.000	<0.100
	06/16/2010	<0.100	<0.100	0.170	<0.100	<2.000	<0.100
	09/29/2010	<0.100	<0.100	0.190	<0.100	<2.000	<0.100
	12/28/2010	<0.100	<0.100	<0.100	<0.100	<2.000	<0.100
	03/16/2011	<0.100	<0.100	<0.100	<0.100	<2.000	<0.100
	06/14/2011	<0.100	<0.100	<0.100	<0.100	<2.000	<0.100
UMW-120	05/22/2008	<0.100	<0.100	<0.100	<0.100	<2.000	<0.100
	09/16/2008	<10.000	<0.100	<0.100	<0.100	<2.000	<0.100
	12/10/2008	<0.100	<0.100	<0.100	<0.100	<2.000	<0.100
	03/17/2009	<0.100	<0.100	<0.100	<0.100	<2.000	<0.100
	06/10/2009	<0.100	<0.100	<0.100	<0.100	<2.000	<0.100
09/09/2009	<0.100	<0.100	<0.100	<0.100	<2.000	<0.100	

CH MGP
Analysis Results by Parameter (column), Location (row), and Date (row)

Date Range: 05/01/2008 to 07/01/2011

		2-Methylnaphthalene, ug/L	Acenaphthene, ug/L	Acenaphthylene, ug/L	Anthracene, ug/L	Benzene, ug/L	Benzo(a)anthracene, ug/L
UMW-120	12/07/2009	<0.100	<0.100	<0.100	<0.100	<2.000	<0.100
	03/08/2010	<0.100	<0.100	<0.100	<0.100	<2.000	<0.100
	06/16/2010	<0.100	<0.100	<0.100	<0.100	<2.000	<0.100
	09/29/2010	<0.100	<0.100	<0.100	<0.100	<2.000	<0.100
	12/28/2010	<0.100	<0.100	<0.100	<0.100	<2.000	<0.100
	03/16/2011	<0.100	<0.100	<0.100	<0.100	<2.000	<0.100
	06/14/2011	<0.100	<0.100	<0.100	<0.100	<2.000	<0.100
UMW-121	05/21/2008		<0.450	<0.450	<0.450	<2.000	<0.450
	09/16/2008	<10.000	<0.100	0.140	<0.100	<2.000	<0.100
	12/09/2008		<0.100	0.450	<0.100	<2.000	<0.100
	03/17/2009	<0.100	<0.100	<0.100	<0.100	<2.000	<0.100
	06/10/2009	<0.100	<0.100	0.220	<0.100	<2.000	<0.100
	09/09/2009	<0.100	<0.100	0.170	<0.100	<2.000	<0.100
	12/08/2009					<2.000	
	12/16/2009	<0.100	<0.100	0.130	<0.100		<0.100
	03/08/2010	<0.100	<0.100	<0.100	<0.100	<2.000	<0.100
	06/15/2010	<0.100	<0.100	<0.100	<0.100	<2.000	<0.100
	09/28/2010	<0.100	<0.100	<0.100	<0.100	<2.000	<0.100
	12/28/2010	<0.100	<0.100	<0.100	<0.100	<2.000	<0.100
	03/15/2011	<0.100	<0.100	<0.100	<0.100	<2.000	<0.100
06/14/2011	<0.100	<0.100	<0.100	<0.100	<2.000	<0.100	
UMW-122	03/10/2010	<0.100	<0.100	<0.100	<0.100	<2.000	<0.100
	06/15/2010	<0.100	<0.100	<0.100	<0.100	<2.000	<0.100
	09/28/2010					<2.000	
06/16/2011	<0.100	<0.100	<0.100	<0.100	<2.000	<0.100	
UMW-123	03/10/2010	<0.100	<0.100	<0.100	<0.100	<2.000	<0.100
	06/16/2010	<0.100	<0.100	<0.100	<0.100	<2.000	<0.100
	09/28/2010	<0.100	<0.100	<0.100	<0.100	<2.000	<0.100
	12/28/2010	<0.100	<0.100	<0.100	<0.100	<2.000	<0.100
	03/14/2011	<0.100	<0.100	<0.100	<0.100	<2.000	<0.100
06/15/2011	<0.100	<0.100	<0.100	<0.100	<2.000	<0.100	
UMW-300	05/23/2008		<0.100	<0.100	<0.100	<2.000	<0.100
	09/18/2008	<10.000	<0.100	<0.100	<0.100	<2.000	<0.100
	12/12/2008		<0.100	<0.100	<0.100	<2.000	<0.100
	03/17/2009	<0.100	<0.100	<0.100	<0.100	<2.000	<0.100
	06/11/2009	<0.100	<0.100	<0.100	<0.100	<2.000	<0.100
	09/10/2009	<0.100	<0.100	<0.100	<0.100	<2.000	<0.100

CH MGP
Analysis Results by Parameter (column), Location (row), and Date (row)

Date Range: 05/01/2008 to 07/01/2011

		2-Methylnaphthalene, ug/L	Acenaphthene, ug/L	Acenaphthylene, ug/L	Anthracene, ug/L	Benzene, ug/L	Benzo(a)anthracene, ug/L
UMW-300	12/09/2009	<0.100	<0.100	<0.100	<0.100	<2.000	<0.100
	03/10/2010	<0.100	<0.100	<0.100	<0.100	<2.000	<0.100
	06/16/2010	<0.100	<0.100	<0.100	<0.100	<2.000	<0.100
	09/29/2010	<0.100	<0.100	<0.100	<0.100	<2.000	<0.100
	12/29/2010	<0.100	<0.100	<0.100	<0.100	<2.000	<0.100
	03/17/2011	<0.100	<0.100	<0.100	<0.100	<2.000	<0.100
	06/16/2011	<0.100	<0.100	<0.100	<0.100	<2.000	<0.100
UMW-302	05/21/2008		0.110	0.700	<0.100	1,330.000	<0.100
	09/16/2008	<10.000	<0.100	0.190	<0.100	1,030.000	<0.100
	12/09/2008		<0.100	0.330	<0.100	1,000.000	<0.100
	03/17/2009	0.260	<0.100	0.300	<0.100	872.000	<0.100
	06/10/2009	<10.000	<0.100	0.380	<0.100	674.000	<0.100
	09/09/2009	0.140	<0.100	0.240	<0.100	644.000	<0.100
	12/08/2009	0.290	<0.100	0.380	<0.100	507.000	<0.100
	03/08/2010	0.290	0.110	0.340	<0.100	370.000	<0.100
	06/15/2010	0.140	<0.100	0.230	<0.100	365.000	<0.100
	09/28/2010	0.440	<0.100	0.330	<0.100	292.000	<0.100
	12/28/2010	0.630	0.110	0.320	<0.100	314.000	<0.100
	03/15/2011	1.060	0.130	<0.100	<0.100	331.000	<0.100
	06/14/2011	<0.100	<0.100	0.340	<0.100	266.000	<0.100
	UMW-303	05/22/2008		<0.100	<0.100	<0.100	<2.000
09/17/2008		<10.000	<0.100	<0.100	<0.100	<2.000	<0.100
12/10/2008			<0.100	<0.100	<0.100	<2.000	<0.100
03/18/2009		<0.100	<0.100	<0.100	<0.100	<2.000	<0.100
06/10/2009		<0.100	<0.100	<0.100	<0.100	<2.000	<0.100
09/10/2009		<0.100	<0.100	<0.100	<0.100	<2.000	<0.100
12/08/2009		<0.100	<0.100	<0.100	<0.100	<2.000	<0.100
03/09/2010		<0.100	<0.100	<0.100	<0.100	<2.000	<0.100
06/15/2010		<0.100	<0.100	<0.100	<0.100	<2.000	<0.100
09/28/2010		<0.100	<0.100	<0.100	<0.100	<2.000	<0.100
12/27/2010		<0.100	<0.100	<0.100	<0.100	<2.000	<0.100
03/14/2011		<0.100	<0.100	<0.100	<0.100	<2.000	<0.100
06/14/2011		<0.100	<0.100	<0.100	<0.100	<2.000	<0.100
UMW-305		07/10/2008		<0.100	<0.100	<0.100	<2.000
	09/16/2008	<10.000	<0.100	<0.100	<0.100	<2.000	<0.100
	12/09/2008		<0.100	<0.100	<0.100	<2.000	<0.100
	03/16/2009	<0.100	<0.100	<0.100	<0.100	<2.000	<0.100

CH MGP
Analysis Results by Parameter (column), Location (row), and Date (row)

Date Range: 05/01/2008 to 07/01/2011

		2-Methylnaphthalene, ug/L	Acenaphthene, ug/L	Acenaphthylene, ug/L	Anthracene, ug/L	Benzene, ug/L	Benzo(a)anthracene, ug/L
UMW-305	06/09/2009	<0.100	<0.100	<0.100	<0.100	<2.000	<0.100
	09/08/2009	<0.100	<0.100	<0.100	<0.100	<2.000	<0.100
	12/07/2009	<0.100	<0.100	<0.100	<0.100	<2.000	<0.100
	03/08/2010	<0.100	<0.100	<0.100	<0.100	<2.000	<0.100
	06/14/2010	<0.100	<0.100	<0.100	<0.100	<2.000	<0.100
	09/27/2010	<0.100	<0.100	<0.100	<0.100	<2.000	<0.100
	12/27/2010	<0.100	<0.100	<0.100	<0.100	<2.000	<0.100
	03/14/2011	<0.100	<0.100	<0.100	<0.100	<2.000	<0.100
	06/13/2011	<0.100	<0.100	<0.100	<0.100	<2.000	<0.100
	UMW-306	07/10/2008	<0.100	<0.100	<0.100	<0.100	<2.000
09/16/2008		<10.000	<0.100	<0.100	<0.100	<2.000	<0.100
12/09/2008		<0.100	<0.100	<0.100	<0.100	<2.000	<0.100
03/16/2009		<0.100	<0.100	<0.100	<0.100	<2.000	<0.100
06/09/2009		<0.100	<0.100	<0.100	<0.100	<2.000	<0.100
09/08/2009		<0.100	<0.100	<0.100	<0.100	<2.000	<0.100
12/07/2009		<0.100	<0.100	<0.100	<0.100	<2.000	<0.100
03/08/2010		<0.100	<0.100	<0.100	<0.100	<2.000	<0.100
06/14/2010		<0.100	<0.100	<0.100	<0.100	<2.000	<0.100
09/27/2010		<0.100	<0.100	<0.100	<0.100	<2.000	<0.100
UMW-307	12/27/2010	<0.100	<0.100	<0.100	<0.100	<2.000	<0.100
	03/14/2011	<0.100	<0.100	<0.100	<0.100	<2.000	<0.100
	06/13/2011	<0.100	<0.100	<0.100	<0.100	<2.000	<0.100
	07/10/2008	<0.100	<0.100	<0.100	<0.100	<2.000	<0.100
	09/16/2008	<10.000	<0.100	<0.100	<0.100	<2.000	<0.100
	12/09/2008	<0.100	<0.100	<0.100	<0.100	<2.000	<0.100
	03/17/2009	<0.100	<0.100	<0.100	<0.100	<2.000	<0.100
	06/09/2009	<0.100	<0.100	<0.100	<0.100	<2.000	<0.100
	09/09/2009	<0.100	<0.100	<0.100	<0.100	<2.000	<0.100
	12/07/2009	<0.100	<0.100	<0.100	<0.100	<2.000	<0.100
03/09/2010	<0.100	<0.100	<0.100	<0.100	<2.000	<0.100	
06/14/2010	<0.100	<0.100	<0.100	<0.100	<2.000	<0.100	
09/27/2010	<0.100	<0.100	<0.100	<0.100	<2.000	<0.100	
12/27/2010	<0.100	<0.100	<0.100	<0.100	<2.000	<0.100	
03/14/2011	<0.100	<0.100	<0.100	<0.100	<2.000	<0.100	
06/13/2011	<0.100	<0.100	<0.100	<0.100	0.600	<0.100	

Champaign FMGP Remediation - Groundwater Monitoring Data
through Quarter 2, 2011

CH MGP
Analysis Results by Parameter (column), Location (row), and Date (row)

Date Range: 05/01/2008 to 07/01/2011

Well Id	Date Sampled	Lab Id	Benzo(a)pyrene, Benzo(b)fluorant		Benzo(g,h,i)peryl ene, ug/L	Benzo(k)fluorant hene, ug/L	CN, total, mg/L	Dibenzo(a,h)anth racene, ug/L
			ug/L	ug/L				
UMW-102	05/22/2008		<0.100	<0.100	<0.100	<0.100	<0.007	<0.100
	09/16/2008		<0.100	<0.100	<0.100	<0.100	<0.007	<0.100
	12/10/2008		<0.100	<0.100	<0.100	<0.100	<0.007	<0.100
	03/17/2009		<0.100	<0.100	<0.100	<0.100	<0.007	<0.100
	06/10/2009		<0.100	<0.100	<0.100	<0.100	<0.007	<0.100
	09/09/2009		<0.100	<0.100	<0.100	<0.100	<0.007	<0.100
	12/07/2009		<0.100	<0.100	<0.100	<0.100	0.007	<0.100
	03/10/2010		<0.100	<0.100	<0.100	<0.100	<0.007	<0.100
	06/15/2010		<0.100	<0.100	<0.100	<0.100	<0.007	<0.100
	09/28/2010		<0.200	<0.200	<0.200	<0.200	<0.008	<0.200
	12/28/2010		<0.100	<0.100	<0.100	<0.100	<0.007	<0.100
	03/15/2011		<0.100	<0.100	<0.100	<0.100	<0.007	<0.100
	06/15/2011		<0.100	<0.100	<0.100	<0.100	<0.008	<0.100
	UMW-105	05/21/2008		<0.100	<0.100	<0.100	<0.100	0.098
09/16/2008			<0.100	<0.100	<0.100	<0.100	0.126	<0.100
12/09/2008			<0.100	<0.100	<0.100	<0.100	0.136	<0.100
03/17/2009			<0.100	<0.100	<0.100	<0.100	0.093	<0.100
06/10/2009			<0.100	<0.100	<0.100	<0.100	0.109	<0.100
09/09/2009			<0.100	<0.100	<0.100	<0.100	0.129	<0.100
12/08/2009			<0.100	<0.100	<0.100	<0.100	0.127	<0.100
03/08/2010			<0.100	<0.100	<0.100	<0.100	0.125	<0.100
06/15/2010			<0.100	<0.100	<0.100	<0.100	0.089	<0.100
09/28/2010			<0.100	<0.100	<0.100	<0.100	0.089	<0.100
12/28/2010			<0.100	<0.100	<0.100	<0.100	0.120	<0.100
03/15/2011			<0.100	<0.100	<0.100	<0.100	0.091	<0.100
06/14/2011			<0.100	<0.100	<0.100	<0.100	0.091	<0.100
UMW-106		05/21/2008		<0.100	<0.100	<0.100	<0.100	0.360
	09/16/2008		<0.100	<0.100	<0.100	<0.100	0.304	<0.100
	12/09/2008		<0.100	<0.100	<0.100	<0.100	0.362	<0.100
	03/17/2009		<0.100	<0.100	<0.100	<0.100	0.301	<0.100
	06/10/2009		<0.100	<0.100	<0.100	<0.100	0.369	<0.100
	09/09/2009		<0.100	<0.100	<0.100	<0.100	0.335	<0.100
UMW-106R	03/10/2010		<0.100	<0.100	<0.100	<0.100	0.138	<0.100
	06/15/2010		<0.100	<0.100	<0.100	<0.100	0.050	<0.100
	09/28/2010		<0.100	<0.100	<0.100	<0.100	0.043	<0.100
	12/28/2010		<0.100	<0.100	<0.100	<0.100	0.019	<0.100
	03/15/2011		<0.100	<0.100	<0.100	<0.100	0.020	<0.100

CH MGP
Analysis Results by Parameter (column), Location (row), and Date (row)

Date Range: 05/01/2008 to 07/01/2011

		Benzo(a)pyrene, ug/L	Benzo(b)fluorant ene, ug/L	Benzo(g,h,i)peryl ene, ug/L	Benzo(k)fluorant hene, ug/L	CN, total, mg/L	Dibenzo(a,h)anth racene, ug/L
UMW-106R	06/13/2011	<0.100	<0.100	<0.100	<0.100	0.024	<0.100
UMW-107	05/20/2008	<0.100	<0.100	<0.100	<0.100	0.761	<0.100
	09/16/2008	<0.100	<0.100	<0.100	<0.100	0.889	<0.100
	12/09/2008	<0.100	<0.100	<0.100	<0.100	0.269	<0.100
	03/17/2009	<0.100	<0.100	<0.100	<0.100	0.855	<0.100
	06/10/2009	<0.100	<0.100	<0.100	<0.100	0.891	<0.100
	09/09/2009	<0.100	<0.100	<0.100	<0.100	0.066	<0.100
	12/08/2009	<0.100	<0.100	<0.100	<0.100	0.863	<0.100
	03/09/2010	<0.100	<0.100	<0.100	<0.100	0.232	<0.100
	06/16/2010	<0.100	<0.100	<0.100	<0.100	0.381	<0.100
	09/29/2010	<0.100	<0.100	<0.100	<0.100	0.697	<0.100
	12/29/2010	<0.100	<0.100	<0.100	<0.100	0.903	<0.100
	03/15/2011	<0.100	<0.100	<0.100	<0.100	0.798	<0.100
	06/13/2011	<0.100	<0.100	<0.100	<0.100	0.475	<0.100
UMW-108	05/20/2008	<0.100	<0.100	<0.100	<0.100	0.043	<0.100
	09/17/2008	<0.100	<0.100	<0.100	<0.100	0.046	<0.100
	12/09/2008	<0.100	<0.100	<0.100	<0.100	0.033	<0.100
	03/18/2009	<0.100	<0.100	<0.100	<0.100	0.048	<0.100
	06/10/2009	<0.100	<0.100	<0.100	<0.100	0.039	<0.100
	09/09/2009	<0.100	<0.100	<0.100	<0.100	0.048	<0.100
	12/08/2009	<0.100	<0.100	<0.100	<0.100	0.045	<0.100
	03/09/2010	<0.100	<0.100	<0.100	<0.100	0.055	<0.100
	06/15/2010	<0.100	<0.100	<0.100	<0.100	0.037	<0.100
	09/29/2010	<0.100	<0.100	<0.100	<0.100	0.041	<0.100
	12/29/2010	<0.100	<0.100	<0.100	<0.100	0.043	<0.100
	03/15/2011	<0.100	<0.100	<0.100	<0.100	0.038	<0.100
	06/14/2011	<0.100	<0.100	<0.100	<0.100	0.031	<0.100
UMW-109	05/22/2008	<0.100	<0.100	<0.100	<0.100	<0.007	<0.100
	09/17/2008	<0.100	<0.100	<0.100	<0.100	0.006	<0.100
	12/10/2008	<0.100	<0.100	<0.100	<0.100	0.015	<0.100
	03/17/2009	<0.100	<0.100	<0.100	<0.100	0.009	<0.100
	06/11/2009	<0.100	<0.100	<0.100	<0.100	0.006	<0.100
	09/10/2009	<0.100	<0.100	<0.100	<0.100	0.016	<0.100
	12/09/2009	<0.100	<0.100	<0.100	<0.100	0.071	<0.100
	03/08/2010	<0.100	<0.100	<0.100	<0.100	0.011	<0.100
	06/15/2010	<0.100	<0.100	<0.100	<0.100	0.007	<0.100
	09/29/2010	<0.100	<0.100	<0.100	<0.100	0.008	<0.100

CH MGP
Analysis Results by Parameter (column), Location (row), and Date (row)

Date Range: 05/01/2008 to 07/01/2011

		Benzo(a)pyrene, ug/L	Benzo(b)fluoranthene, ug/L	Benzo(g,h,i)perylene, ug/L	Benzo(k)fluoranthene, ug/L	CN, total, mg/L	Dibenzo(a,h)anthracene, ug/L
UMW-109	12/29/2010	<0.100	<0.100	<0.100	<0.100	0.008	<0.100
	03/16/2011	<0.100	<0.100	<0.100	<0.100	0.006	<0.100
	06/15/2011	<0.100	<0.100	<0.100	<0.100	0.006	<0.100
UMW-111A	05/22/2008	<0.100	<0.100	<0.100	<0.100	<0.007	<0.100
	09/17/2008	<0.100	<0.100	<0.100	<0.100	<0.007	<0.100
	12/10/2008	<0.100	<0.100	<0.100	<0.100	<0.007	<0.100
	03/18/2009	<0.100	<0.100	<0.100	<0.100	<0.007	<0.100
	06/10/2009	<0.100	<0.100	<0.100	<0.100	<0.007	<0.100
	09/10/2009	<0.100	<0.100	<0.100	<0.100	<0.007	<0.100
	12/08/2009	<0.100	<0.100	<0.100	<0.100	0.054	<0.100
	03/09/2010	<0.100	<0.100	<0.100	<0.100	<0.007	<0.100
	06/15/2010	<0.100	<0.100	<0.100	<0.100	<0.007	<0.100
	09/29/2010	<0.100	<0.100	<0.100	<0.100	<0.007	<0.100
	12/28/2010	<0.100	<0.100	<0.100	<0.100	<0.008	<0.100
	03/16/2011	<0.100	<0.100	<0.100	<0.100	<0.007	<0.100
	06/14/2011	<0.100	<0.100	<0.100	<0.100	<0.007	<0.100
	UMW-116	05/20/2008	<0.100	<0.100	<0.100	<0.100	0.004
09/16/2008		<0.100	<0.100	<0.100	<0.100	0.009	<0.100
12/09/2008		<0.100	<0.100	<0.100	<0.100	0.016	<0.100
03/17/2009		<0.100	<0.100	<0.100	<0.100	0.127	<0.100
06/10/2009		<0.100	<0.100	<0.100	<0.100	0.003	<0.100
09/09/2009		<0.100	<0.100	<0.100	<0.100	0.005	<0.100
12/08/2009		<0.100	<0.100	<0.100	<0.100	0.043	<0.100
03/09/2010		<0.100	<0.100	<0.100	<0.100	0.015	<0.100
06/16/2010		<0.100	<0.100	<0.100	<0.100	0.005	<0.100
09/29/2010		<0.100	<0.100	<0.100	<0.100	<0.007	<0.100
12/29/2010		<0.100	<0.100	<0.100	<0.100	0.008	<0.100
03/15/2011		<0.100	<0.100	<0.100	<0.100	<0.008	<0.100
06/13/2011		<0.100	<0.100	<0.100	<0.100	<0.007	<0.100
UMW-117		05/21/2008	<0.100	<0.100	<0.100	<0.100	<0.007
	09/17/2008	<0.100	<0.100	<0.100	<0.100	0.006	<0.100
	12/10/2008	<0.100	<0.100	<0.100	<0.100	<0.007	<0.100
	03/18/2009	<0.100	<0.100	<0.100	<0.100	0.004	<0.100
	06/10/2009	<0.100	<0.100	<0.100	<0.100	<0.007	<0.100
	09/09/2009	<0.100	<0.100	<0.100	<0.100	0.005	<0.100
	12/08/2009	<0.100	<0.100	<0.100	<0.100	<0.007	<0.100
03/09/2010	<0.100	<0.100	<0.100	<0.100	<0.007	<0.100	

CH MGP
Analysis Results by Parameter (column), Location (row), and Date (row)

Date Range: 05/01/2008 to 07/01/2011

		Benzo(a)pyrene, ug/L	Benzo(b)fluorant ene, ug/L	Benzo(g,h,i)peryl ene, ug/L	Benzo(k)fluorant hene, ug/L	CN, total, mg/L	Dibenzo(a,h)anth racene, ug/L
UMW-117	06/15/2010	<0.100	<0.100	<0.100	<0.100	<0.007	<0.100
	09/29/2010	<0.100	<0.100	<0.100	<0.100	<0.007	<0.100
	12/28/2010	<0.100	<0.100	<0.100	<0.100	<0.007	<0.100
	03/16/2011	<0.100	<0.100	<0.100	<0.100	<0.008	<0.100
	06/14/2011	<0.100	<0.100	<0.100	<0.100	<0.007	<0.100
UMW-118	05/22/2008	<0.100	<0.100	<0.100	<0.100	0.047	<0.100
	09/17/2008	<0.100	<0.100	<0.100	<0.100	0.046	<0.100
	12/10/2008	<0.100	<0.100	<0.100	<0.100	0.063	<0.100
	03/17/2009	<0.100	<0.100	<0.100	<0.100	0.060	<0.100
	06/11/2009	<0.100	<0.100	<0.100	<0.100	0.056	<0.100
	09/10/2009	<0.100	<0.100	<0.100	<0.100	0.054	<0.100
	12/09/2009	<0.100	<0.100	<0.100	<0.100	0.043	<0.100
	03/08/2010	<0.100	<0.100	<0.100	<0.100	0.067	<0.100
	06/16/2010	<0.100	<0.100	<0.100	<0.100	0.039	<0.100
	09/29/2010	<0.100	<0.100	<0.100	<0.100	0.043	<0.100
	12/29/2010	<0.100	<0.100	<0.100	<0.100	0.057	<0.100
	03/16/2011	<0.100	<0.100	<0.100	<0.100	0.044	<0.100
	06/15/2011	<0.100	<0.100	<0.100	<0.100	0.038	<0.100
	UMW-119	05/22/2008	<0.100	<0.100	<0.100	<0.100	0.013
09/16/2008		<0.100	<0.100	<0.100	<0.100	0.024	<0.100
12/10/2008		<0.100	<0.100	<0.100	<0.100	0.023	<0.100
03/17/2009		<0.100	<0.100	<0.100	<0.100	0.035	<0.100
06/10/2009		<0.100	<0.100	<0.100	<0.100	0.030	<0.100
09/09/2009		<0.100	<0.100	<0.100	<0.100	0.031	<0.100
12/07/2009		<0.100	<0.100	<0.100	<0.100	0.027	<0.100
03/08/2010		<0.100	<0.100	<0.100	<0.100	0.031	<0.100
06/16/2010		<0.100	<0.100	<0.100	<0.100	0.020	<0.100
09/29/2010		<0.100	<0.100	<0.100	<0.100	0.028	<0.100
12/28/2010		<0.100	<0.100	<0.100	<0.100	0.028	<0.100
03/16/2011		<0.100	<0.100	<0.100	<0.100	<0.008	<0.100
06/14/2011		<0.100	<0.100	<0.100	<0.100	0.026	<0.100
UMW-120		05/22/2008	<0.100	<0.100	<0.100	<0.100	<0.007
	09/16/2008	<0.100	<0.100	<0.100	<0.100	0.011	<0.100
	12/10/2008	<0.100	<0.100	<0.100	<0.100	0.045	<0.100
	03/17/2009	<0.100	<0.100	<0.100	<0.100	0.004	<0.100
	06/10/2009	<0.100	<0.100	<0.100	<0.100	<0.007	<0.100
	09/09/2009	<0.100	<0.100	<0.100	<0.100	<0.007	<0.100

CH MGP
Analysis Results by Parameter (column), Location (row), and Date (row)

Date Range: 05/01/2008 to 07/01/2011

		Benzo(a)pyrene, ug/L	Benzo(b)fluorant ene, ug/L	Benzo(g,h,i)peryl ene, ug/L	Benzo(k)fluorant hene, ug/L	CN, total, mg/L	Dibenzo(a,h)anth racene, ug/L
UMW-120	12/07/2009	<0.100	<0.100	<0.100	<0.100	<0.007	<0.100
	03/08/2010	<0.100	<0.100	<0.100	<0.100	0.118	<0.100
	06/16/2010	<0.100	<0.100	<0.100	<0.100	<0.007	<0.100
	09/29/2010	<0.100	<0.100	<0.100	<0.100	<0.007	<0.100
	12/28/2010	<0.100	<0.100	<0.100	<0.100	<0.007	<0.100
	03/16/2011	<0.100	<0.100	<0.100	<0.100	<0.007	<0.100
	06/14/2011	<0.100	<0.100	<0.100	<0.100	<0.007	<0.100
UMW-121	05/21/2008	<0.450	<0.450	<0.450	<0.450	0.415	<0.450
	09/16/2008	<0.100	<0.100	<0.100	<0.100	0.438	<0.100
	12/09/2008	<0.100	<0.100	<0.100	<0.100	0.714	<0.100
	03/17/2009	<0.100	<0.100	<0.100	<0.100	0.510	<0.100
	06/10/2009	<0.100	<0.100	<0.100	<0.100	0.485	<0.100
	09/09/2009	<0.100	<0.100	<0.100	<0.100	0.597	<0.100
	12/08/2009					0.601	
	12/16/2009	<0.100	<0.100	<0.100	<0.100		<0.100
	03/08/2010	<0.100	<0.100	<0.100	<0.100	0.398	<0.100
	06/15/2010	<0.100	<0.100	<0.100	<0.100	0.075	<0.100
	09/28/2010	<0.100	<0.100	<0.100	<0.100	0.202	<0.100
	12/28/2010	<0.100	<0.100	<0.100	<0.100	0.304	<0.100
	03/15/2011	<0.100	<0.100	<0.100	<0.100	0.191	<0.100
06/14/2011	<0.100	<0.100	<0.100	<0.100	0.130	<0.100	
UMW-122	03/10/2010	<0.100	<0.100	<0.100	<0.100	0.122	<0.100
	06/15/2010	<0.100	<0.100	<0.100	<0.100	0.277	<0.100
	09/28/2010					0.092	
06/16/2011	<0.100	<0.100	<0.100	<0.100	0.150	<0.100	
UMW-123	03/10/2010	<0.100	<0.100	<0.100	<0.100	<0.007	<0.100
	06/16/2010	<0.100	<0.100	<0.100	<0.100	<0.007	<0.100
	09/28/2010	<0.100	<0.100	<0.100	<0.100	<0.007	<0.100
	12/28/2010	<0.100	<0.100	<0.100	<0.100	<0.007	<0.100
	03/14/2011	<0.100	<0.100	<0.100	<0.100	<0.008	<0.100
UMW-300	06/15/2011	<0.100	<0.100	<0.100	<0.100	<0.007	<0.100
	05/23/2008	<0.100	<0.100	<0.100	<0.100	<0.007	<0.100
	09/18/2008	<0.100	<0.100	<0.100	<0.100	<0.007	<0.100
	12/12/2008	<0.100	<0.100	<0.100	<0.100	<0.007	<0.100
	03/17/2009	<0.100	<0.100	<0.100	<0.100	0.003	<0.100
	06/11/2009	<0.100	<0.100	<0.100	<0.100	<0.007	<0.100
	09/10/2009	<0.100	<0.100	<0.100	<0.100	<0.007	<0.100

CH MGP
Analysis Results by Parameter (column), Location (row), and Date (row)

Date Range: 05/01/2008 to 07/01/2011

		Benzo(a)pyrene, ug/L	Benzo(b)fluorant ene, ug/L	Benzo(g,h,i)peryl ene, ug/L	Benzo(k)fluorant hene, ug/L	CN, total, mg/L	Dibenzo(a,h)anth racene, ug/L
UMW-300	12/09/2009	<0.100	<0.100	<0.100	<0.100	0.007	<0.100
	03/10/2010	<0.100	<0.100	<0.100	<0.100	<0.007	<0.100
	06/16/2010	<0.100	<0.100	<0.100	<0.100	<0.007	<0.100
	09/29/2010	<0.100	<0.100	<0.100	<0.100	<0.007	<0.100
	12/29/2010	<0.100	<0.100	<0.100	<0.100	<0.007	<0.100
	03/17/2011	<0.100	<0.100	<0.100	<0.100	<0.009	<0.100
	06/16/2011	<0.100	<0.100	<0.100	<0.100	<0.007	<0.100
UMW-302	05/21/2008	<0.100	<0.100	<0.100	<0.100	0.045	<0.100
	09/16/2008	<0.100	<0.100	<0.100	<0.100	0.119	<0.100
	12/09/2008	<0.100	<0.100	<0.100	<0.100	0.140	<0.100
	03/17/2009	<0.100	<0.100	<0.100	<0.100	0.141	<0.100
	06/10/2009	<0.100	<0.100	<0.100	<0.100	0.115	<0.100
	09/09/2009	<0.100	<0.100	<0.100	<0.100	0.188	<0.100
	12/08/2009	<0.100	<0.100	<0.100	<0.100	0.102	<0.100
	03/08/2010	<0.100	<0.100	<0.100	<0.100	0.075	<0.100
	06/15/2010	<0.100	<0.100	<0.100	<0.100	0.055	<0.100
	09/28/2010	<0.100	<0.100	<0.100	<0.100	0.069	<0.100
	12/28/2010	<0.100	<0.100	<0.100	<0.100	0.118	<0.100
	03/15/2011	<0.100	<0.100	<0.100	<0.100	0.114	<0.100
	06/14/2011	<0.100	<0.100	<0.100	<0.100	0.127	<0.100
	UMW-303	05/22/2008	<0.100	<0.100	<0.100	<0.100	<0.007
09/17/2008		<0.100	<0.100	<0.100	<0.100	<0.007	<0.100
12/10/2008		<0.100	<0.100	<0.100	<0.100	<0.007	<0.100
03/18/2009		<0.100	<0.100	<0.100	<0.100	0.003	<0.100
06/10/2009		<0.100	<0.100	<0.100	<0.100	<0.007	<0.100
09/10/2009		<0.100	<0.100	<0.100	<0.100	<0.007	<0.100
12/08/2009		<0.100	<0.100	<0.100	<0.100	0.020	<0.100
03/09/2010		<0.100	<0.100	<0.100	<0.100	<0.014	<0.100
06/15/2010		<0.100	<0.100	<0.100	<0.100	<0.007	<0.100
09/28/2010		<0.100	<0.100	<0.100	<0.100	<0.007	<0.100
12/27/2010		<0.100	<0.100	<0.100	<0.100	<0.008	<0.100
03/14/2011		<0.100	<0.100	<0.100	<0.100	<0.007	<0.100
06/14/2011		<0.100	<0.100	<0.100	<0.100	<0.008	<0.100
UMW-305		07/10/2008	<0.100	<0.100	<0.100	<0.100	<0.007
	09/16/2008	<0.100	<0.100	<0.100	<0.100	0.010	<0.100
	12/09/2008	<0.100	<0.100	<0.100	<0.100	<0.007	<0.100
	03/16/2009	<0.100	<0.100	<0.100	<0.100	0.007	<0.100

CH MGP
Analysis Results by Parameter (column), Location (row), and Date (row)

Date Range: 05/01/2008 to 07/01/2011

		Benzo(a)pyrene, ug/L	Benzo(b)fluorant ene, ug/L	Benzo(g,h,i)peryl ene, ug/L	Benzo(k)fluorant hene, ug/L	CN, total, mg/L	Dibenzo(a,h)anth racene, ug/L
UMW-305	06/09/2009	<0.100	<0.100	<0.100	<0.100	<0.007	<0.100
	09/08/2009	<0.100	<0.100	<0.100	<0.100	0.010	<0.100
	12/07/2009	<0.100	<0.100	<0.100	<0.100	0.019	<0.100
	03/08/2010	<0.100	<0.100	<0.100	<0.100	0.017	<0.100
	06/14/2010	<0.100	<0.100	<0.100	<0.100	0.013	<0.100
	09/27/2010	<0.100	<0.100	<0.100	<0.100	0.011	<0.100
	12/27/2010	<0.100	<0.100	<0.100	<0.100	0.011	<0.100
	03/14/2011	<0.100	<0.100	<0.100	<0.100	0.008	<0.100
	06/13/2011	<0.100	<0.100	<0.100	<0.100	0.006	<0.100
	UMW-306	07/10/2008	<0.100	<0.100	<0.100	<0.100	0.010
09/16/2008		<0.100	<0.100	<0.100	<0.100	0.019	<0.100
12/09/2008		<0.100	<0.100	<0.100	<0.100	0.013	<0.100
03/16/2009		<0.100	<0.100	<0.100	<0.100	0.027	<0.100
06/09/2009		<0.100	<0.100	<0.100	<0.100	0.012	<0.100
09/08/2009		<0.100	<0.100	<0.100	<0.100	0.029	<0.100
12/07/2009		<0.100	<0.100	<0.100	<0.100	0.039	<0.100
03/08/2010		<0.100	<0.100	<0.100	<0.100	0.031	<0.100
06/14/2010		<0.100	<0.100	<0.100	<0.100	0.020	<0.100
09/27/2010		<0.100	<0.100	<0.100	<0.100	0.020	<0.100
12/27/2010		<0.100	<0.100	<0.100	<0.100	0.027	<0.100
03/14/2011		<0.100	<0.100	<0.100	<0.100	0.021	<0.100
06/13/2011		<0.100	<0.100	<0.100	<0.100	0.022	<0.100
UMW-307		07/10/2008	<0.100	<0.100	<0.100	<0.100	0.016
	09/16/2008	<0.100	<0.100	<0.100	<0.100	<0.007	<0.100
	12/09/2008	<0.100	<0.100	<0.100	<0.100	<0.007	<0.100
	03/17/2009	<0.100	<0.100	<0.100	<0.100	0.019	<0.100
	06/09/2009	<0.100	<0.100	<0.100	<0.100	0.003	<0.100
	09/09/2009	<0.100	<0.100	<0.100	<0.100	0.010	<0.100
	12/07/2009	<0.100	<0.100	<0.100	<0.100	0.030	<0.100
	03/09/2010	<0.100	<0.100	<0.100	<0.100	0.009	<0.100
	06/14/2010	<0.100	<0.100	<0.100	<0.100	<0.007	<0.100
	09/27/2010	<0.100	<0.100	<0.100	<0.100	<0.007	<0.100
	12/27/2010	<0.100	<0.100	<0.100	<0.100	<0.007	<0.100
	03/14/2011	<0.100	<0.100	<0.100	<0.100	0.009	<0.100
	06/13/2011	<0.100	<0.100	<0.100	<0.100	0.008	<0.100

Champaign FMGP Remediation - Groundwater Monitoring Data
through Quarter 2, 2011

CH MGP
Analysis Results by Parameter (column), Location (row), and Date (row)

Date Range: 05/01/2008 to 07/01/2011

Well Id	Date Sampled	Lab Id	Ethylbenzene, ug/L	Fluoranthene, ug/L	Fluorene, ug/L	Indeno(1,2,3-cd) pyrene, ug/L	Naphthalene, ug/L	Phenanthrene, ug/L
UMW-102	05/22/2008		<5.000	<0.100	<0.100	<0.100	<0.100	<0.100
	09/16/2008		<5.000	<0.100	<0.100	<0.100	0.090	<0.100
	12/10/2008		<5.000	<0.100	<0.100	<0.100	<0.100	<0.100
	03/17/2009		<5.000	<0.100	<0.100	<0.100	<0.100	<0.100
	06/10/2009		<5.000	<0.100	<0.100	<0.100	<0.100	<0.100
	09/09/2009		<5.000	<0.100	<0.100	<0.100	<0.100	<0.100
	12/07/2009		<5.000	<0.100	<0.100	<0.100	<0.100	<0.100
	03/10/2010		<5.000	<0.100	<0.100	<0.100	<0.100	<0.100
	06/15/2010		<5.000	<0.100	<0.100	<0.100	<0.100	<0.100
	09/28/2010		<5.000	<0.200	<0.200	<0.200	<0.200	<0.200
	12/28/2010		<5.000	<0.100	<0.100	<0.100	<0.100	<0.100
	03/15/2011		<5.000	<0.100	<0.100	<0.100	<0.100	<0.100
	06/15/2011		<5.000	<0.100	<0.100	<0.100	<0.100	<0.100
	UMW-105	05/21/2008		<5.000	<0.100	<0.100	<0.100	<0.100
09/16/2008			<5.000	<0.100	<0.100	<0.100	<0.100	<0.100
12/09/2008			<5.000	<0.100	<0.100	<0.100	<0.100	<0.100
03/17/2009			<5.000	<0.100	<0.100	<0.100	<0.100	<0.100
06/10/2009			<5.000	<0.100	<0.100	<0.100	<0.100	<0.100
09/09/2009			<5.000	<0.100	<0.100	<0.100	<0.100	<0.100
12/08/2009			<5.000	<0.100	<0.100	<0.100	<0.100	<0.100
03/08/2010			<5.000	<0.100	<0.100	<0.100	<0.100	<0.100
06/15/2010			<5.000	<0.100	<0.100	<0.100	<0.100	<0.100
09/28/2010			<5.000	<0.100	<0.100	<0.100	<0.100	<0.100
12/28/2010			<5.000	<0.100	<0.100	<0.100	<0.100	<0.100
03/15/2011			<5.000	<0.100	<0.100	<0.100	<0.100	<0.100
06/14/2011			<5.000	<0.100	<0.100	<0.100	<0.100	<0.100
UMW-106		05/21/2008		<5.000	<0.100	<0.100	<0.100	<0.100
	09/16/2008		<5.000	<0.100	<0.100	<0.100	<0.100	<0.100
	12/09/2008		<5.000	<0.100	<0.100	<0.100	<0.100	<0.100
	03/17/2009		<5.000	<0.100	<0.100	<0.100	<0.100	<0.100
	06/10/2009		<5.000	<0.100	<0.100	<0.100	<0.100	<0.100
UMW-106R	09/09/2009		<5.000	<0.100	<0.100	<0.100	<0.100	<0.100
	03/10/2010		<5.000	<0.100	<0.100	<0.100	0.280	<0.100
	06/15/2010		<5.000	<0.100	<0.100	<0.100	<0.100	<0.100
	09/28/2010		<5.000	<0.100	<0.100	<0.100	<0.100	<0.100
	12/28/2010		<5.000	<0.100	<0.100	<0.100	<0.100	<0.100
03/15/2011		<5.000	<0.100	<0.100	<0.100	<0.100	<0.100	

CH MGP
Analysis Results by Parameter (column), Location (row), and Date (row)

Date Range: 05/01/2008 to 07/01/2011

		Ethylbenzene, ug/L	Fluoranthene, ug/L	Fluorene, ug/L	Indeno(1,2,3-cd) pyrene, ug/L	Naphthalene, ug/L	Phenanthrene, ug/L
UMW-106R	06/13/2011	<5.000	<0.100	<0.100	<0.100	<0.100	<0.100
UMW-107	05/20/2008	8.200	<0.100	<0.100	<0.100	39.900	<0.100
	09/16/2008	26.800	<0.100	<0.100	<0.100	130.000	<0.100
	12/09/2008	29.000	<0.100	<0.100	<0.100	119.000	<0.100
	03/17/2009	10.000	<0.100	<0.100	<0.100	36.500	<0.100
	06/10/2009	36.000	<0.100	<0.100	<0.100	153.000	<0.100
	09/09/2009	24.000	<0.100	<0.100	<0.100	76.200	<0.100
	12/08/2009	2.400	<0.100	<0.100	<0.100	25.600	0.100
	03/09/2010	<5.000	<0.100	<0.100	<0.100	1.370	<0.100
	06/16/2010	<5.000	<0.100	<0.100	<0.100	6.110	<0.100
	09/29/2010	<5.000	<0.100	<0.100	<0.100	4.420	<0.100
	12/29/2010	<5.000	<0.100	<0.100	<0.100	4.120	<0.100
	03/15/2011	1.300	<0.100	<0.100	<0.100	1.050	<0.100
	06/13/2011	<5.000	<0.100	<0.100	<0.100	0.160	<0.100
UMW-108	05/20/2008	<5.000	<0.100	<0.100	<0.100	<0.100	<0.100
	09/17/2008	<5.000	<0.100	<0.100	<0.100	<0.100	<0.100
	12/09/2008	<5.000	<0.100	<0.100	<0.100	<0.100	<0.100
	03/18/2009	<5.000	<0.100	<0.100	<0.100	<0.100	<0.100
	06/10/2009	<5.000	<0.100	<0.100	<0.100	<0.100	<0.100
	09/09/2009	<5.000	<0.100	<0.100	<0.100	<0.100	<0.100
	12/08/2009	<5.000	<0.100	<0.100	<0.100	<0.100	<0.100
	03/09/2010	<5.000	<0.100	<0.100	<0.100	<0.100	<0.100
	06/15/2010	<5.000	<0.100	<0.100	<0.100	<0.100	<0.100
	09/29/2010	<5.000	<0.100	<0.100	<0.100	<0.100	<0.100
	12/29/2010	<5.000	<0.100	<0.100	<0.100	<0.100	<0.100
	03/15/2011	<5.000	<0.100	<0.100	<0.100	<0.100	<0.100
	06/14/2011	<5.000	<0.100	<0.100	<0.100	0.270	<0.100
UMW-109	05/22/2008	<5.000	<0.100	<0.100	<0.100	<0.100	<0.100
	09/17/2008	<5.000	<0.100	<0.100	<0.100	<0.100	<0.100
	12/10/2008	<5.000	<0.100	<0.100	<0.100	<0.100	<0.100
	03/17/2009	<5.000	<0.100	<0.100	<0.100	0.130	<0.100
	06/11/2009	<5.000	<0.100	<0.100	<0.100	<0.100	<0.100
	09/10/2009	<5.000	<0.100	<0.100	<0.100	<0.100	<0.100
	12/09/2009	<5.000	<0.100	<0.100	<0.100	<0.100	<0.100
	03/08/2010	<5.000	<0.100	<0.100	<0.100	<0.100	<0.100
	06/15/2010	<5.000	<0.100	<0.100	<0.100	<0.100	<0.100
	09/29/2010	<5.000	<0.100	<0.100	<0.100	<0.100	<0.100

CH MGP
Analysis Results by Parameter (column), Location (row), and Date (row)

Date Range: 05/01/2008 to 07/01/2011

		Ethylbenzene, ug/L	Fluoranthene, ug/L	Fluorene, ug/L	Indeno(1,2,3-cd) pyrene, ug/L	Naphthalene, ug/L	Phenanthrene, ug/L
UMW-109	12/29/2010	<5.000	<0.100	<0.100	<0.100	<0.100	<0.100
	03/16/2011	<5.000	<0.100	<0.100	<0.100	<0.100	<0.100
	06/15/2011	<5.000	<0.100	<0.100	<0.100	<0.100	<0.100
UMW-111A	05/22/2008	<5.000	<0.100	<0.100	<0.100	<0.100	<0.100
	09/17/2008	<5.000	<0.100	<0.100	<0.100	<0.100	<0.100
	12/10/2008	<5.000	<0.100	<0.100	<0.100	<0.100	<0.100
	03/18/2009	<5.000	<0.100	<0.100	<0.100	<0.100	<0.100
	06/10/2009	<5.000	<0.100	<0.100	<0.100	<0.100	<0.100
	09/10/2009	<5.000	<0.100	<0.100	<0.100	<0.100	<0.100
	12/08/2009	<5.000	<0.100	<0.100	<0.100	<0.100	<0.100
	03/09/2010	<5.000	<0.100	<0.100	<0.100	<0.100	<0.100
	06/15/2010	<5.000	<0.100	<0.100	<0.100	<0.100	<0.100
	09/29/2010	<5.000	<0.100	<0.100	<0.100	0.190	<0.100
	12/28/2010	<5.000	<0.100	<0.100	<0.100	<0.100	<0.100
	03/16/2011	<5.000	<0.100	<0.100	<0.100	<0.100	<0.100
	06/14/2011	<5.000	<0.100	<0.100	<0.100	<0.100	<0.100
UMW-116	05/20/2008	<5.000	<0.100	<0.100	<0.100	<0.100	<0.100
	09/16/2008	<5.000	<0.100	<0.100	<0.100	<0.100	<0.100
	12/09/2008	<5.000	<0.100	<0.100	<0.100	<0.100	<0.100
	03/17/2009	<5.000	<0.100	<0.100	<0.100	<0.100	<0.100
	06/10/2009	<5.000	<0.100	<0.100	<0.100	<0.100	<0.100
	09/09/2009	<5.000	<0.100	<0.100	<0.100	<0.100	<0.100
	12/08/2009	<5.000	<0.100	<0.100	<0.100	<0.100	<0.100
	03/09/2010	<5.000	<0.100	<0.100	<0.100	<0.100	<0.100
	06/16/2010	<5.000	<0.100	<0.100	<0.100	<0.100	<0.100
	09/29/2010	<5.000	<0.100	<0.100	<0.100	<0.100	<0.100
	12/29/2010	<5.000	<0.100	<0.100	<0.100	<0.100	<0.100
	03/15/2011	<5.000	<0.100	<0.100	<0.100	0.950	<0.100
	06/13/2011	<5.000	<0.100	<0.100	<0.100	<0.100	<0.100
UMW-117	05/21/2008	<5.000	<0.100	<0.100	<0.100	0.150	<0.100
	09/17/2008	<5.000	<0.100	<0.100	<0.100	<0.100	<0.100
	12/10/2008	<5.000	<0.100	<0.100	<0.100	<0.100	<0.100
	03/18/2009	<5.000	<0.100	<0.100	<0.100	<0.100	<0.100
	06/10/2009	<5.000	<0.100	<0.100	<0.100	<0.100	<0.100
	09/09/2009	<5.000	<0.100	<0.100	<0.100	<0.100	<0.100
	12/08/2009	<5.000	<0.100	<0.100	<0.100	<0.100	<0.100
	03/09/2010	<5.000	<0.100	<0.100	<0.100	<0.100	<0.100

CH MGP
Analysis Results by Parameter (column), Location (row), and Date (row)

Date Range: 05/01/2008 to 07/01/2011

		Ethylbenzene, ug/L	Fluoranthene, ug/L	Fluorene, ug/L Indeno(1,2,3-cd) pyrene, ug/L	Naphthalene, ug/L	Phenanthrene, ug/L
UMW-117	06/15/2010	<5.000	<0.100	<0.100	<0.100	<0.100
	09/29/2010	<5.000	<0.100	<0.100	<0.100	<0.100
	12/28/2010	<5.000	<0.100	<0.100	<0.100	<0.100
	03/16/2011	<5.000	<0.100	<0.100	<0.100	<0.100
UMW-118	06/14/2011	<5.000	<0.100	<0.100	<0.100	<0.100
	05/22/2008	<5.000	<0.100	<0.100	<0.100	<0.100
	09/17/2008	<5.000	<0.100	<0.100	<0.100	<0.100
	12/10/2008	<5.000	<0.100	<0.100	<0.100	<0.100
	03/17/2009	<5.000	<0.100	<0.100	<0.100	<0.100
	06/11/2009	<5.000	<0.100	<0.100	<0.100	<0.100
	09/10/2009	<5.000	<0.100	<0.100	<0.100	<0.100
	12/09/2009	<5.000	<0.100	<0.100	<0.100	<0.100
	03/08/2010	<5.000	<0.100	<0.100	<0.100	<0.100
	06/16/2010	<5.000	<0.100	<0.100	<0.100	<0.100
	09/29/2010	<5.000	<0.100	<0.100	<0.100	<0.100
	12/29/2010	<5.000	<0.100	<0.100	<0.100	<0.100
	03/16/2011	<5.000	<0.100	<0.100	<0.100	<0.100
	06/15/2011	<5.000	<0.100	<0.100	<0.100	<0.100
UMW-119	05/22/2008	6.200	0.300	0.680	<0.100	0.920
	09/16/2008	<5.000	0.140	0.200	<0.100	1.580
	12/10/2008	<5.000	<0.090	0.140	<0.100	2.210
	03/17/2009	<5.000	<0.100	0.100	<0.100	0.210
	06/10/2009	<5.000	<0.100	<0.100	<0.100	0.130
	09/09/2009	<5.000	<0.100	<0.100	<0.100	<0.100
	12/07/2009	<5.000	<0.100	<0.100	<0.100	0.130
	03/08/2010	<5.000	<0.100	<0.100	<0.100	<0.100
	06/16/2010	<5.000	<0.100	<0.100	<0.100	<0.100
	09/29/2010	<5.000	<0.100	<0.100	<0.100	<0.100
	12/28/2010	<5.000	<0.100	<0.100	<0.100	<0.100
	03/16/2011	<5.000	<0.100	<0.100	<0.100	<0.100
	06/14/2011	<5.000	<0.100	<0.100	<0.100	0.390
	UMW-120	05/22/2008	<5.000	<0.100	<0.100	<0.100
09/16/2008		<5.000	<0.100	<0.100	<0.100	<0.100
12/10/2008		<5.000	<0.100	<0.100	<0.100	<0.100
03/17/2009		<5.000	<0.100	<0.100	<0.100	0.150
06/10/2009		<5.000	<0.100	<0.100	<0.100	<0.100
09/09/2009	<5.000	<0.100	<0.100	<0.100	<0.100	

CH MGP
Analysis Results by Parameter (column), Location (row), and Date (row)

Date Range: 05/01/2008 to 07/01/2011

		Ethylbenzene, ug/L	Fluoranthene, ug/L	Fluorene, ug/L	Indeno(1,2,3-cd) pyrene, ug/L	Naphthalene, ug/L	Phenanthrene, ug/L
UMW-120	12/07/2009	<5.000	<0.100	<0.100	<0.100	<0.100	<0.100
	03/08/2010	<5.000	<0.100	<0.100	<0.100	<0.100	<0.100
	06/16/2010	<5.000	<0.100	<0.100	<0.100	<0.100	<0.100
	09/29/2010	<5.000	<0.100	<0.100	<0.100	<0.100	<0.100
	12/28/2010	<5.000	<0.100	<0.100	<0.100	<0.100	<0.100
	03/16/2011	<5.000	<0.100	<0.100	<0.100	<0.100	<0.100
	06/14/2011	<5.000	<0.100	<0.100	<0.100	0.120	<0.100
UMW-121	05/21/2008	<5.000	<0.450	<0.450	<0.450	<0.450	<0.450
	09/16/2008	<5.000	<0.100	<0.100	<0.100	0.860	<0.100
	12/09/2008	<5.000	<0.100	<0.100	<0.100	<0.100	<0.100
	03/17/2009	<5.000	<0.100	<0.100	<0.100	<0.100	<0.100
	06/10/2009	<5.000	<0.100	<0.100	<0.100	<0.100	<0.100
	09/09/2009	<5.000	<0.100	<0.100	<0.100	<0.100	<0.100
	12/08/2009	<5.000					
	12/16/2009		<0.100	<0.100	<0.100	<0.100	<0.100
	03/08/2010	<5.000	<0.100	<0.100	<0.100	<0.100	<0.100
	06/15/2010	<5.000	<0.100	<0.100	<0.100	<0.100	<0.100
	09/28/2010	<5.000	<0.100	<0.100	<0.100	<0.100	<0.100
	12/28/2010	<5.000	<0.100	<0.100	<0.100	0.160	<0.100
	03/15/2011	<5.000	<0.100	<0.100	<0.100	<0.100	<0.100
06/14/2011	<5.000	<0.100	<0.100	<0.100	<0.100	<0.100	
UMW-122	03/10/2010	<5.000	<0.100	<0.100	<0.100	<0.100	<0.100
	06/15/2010	<5.000	<0.100	<0.100	<0.100	0.140	<0.100
	09/28/2010	<5.000					
06/16/2011	<5.000	<0.100	<0.100	<0.100	<0.100	<0.100	
UMW-123	03/10/2010	<5.000	<0.100	<0.100	<0.100	0.100	<0.100
	06/16/2010	<5.000	<0.100	<0.100	<0.100	<0.100	<0.100
	09/28/2010	<5.000	<0.100	<0.100	<0.100	<0.100	<0.100
	12/28/2010	<5.000	<0.100	<0.100	<0.100	0.270	<0.100
	03/14/2011	<5.000	<0.100	<0.100	<0.100	<0.100	<0.100
06/15/2011	<5.000	<0.100	<0.100	<0.100	0.100	<0.100	
UMW-300	05/23/2008	<5.000	<0.100	<0.100	<0.100	<0.100	<0.100
	09/18/2008	<5.000	<0.100	<0.100	<0.100	<0.100	<0.100
	12/12/2008	<5.000	<0.100	<0.100	<0.100	<0.100	<0.100
	03/17/2009	<5.000	<0.100	<0.100	<0.100	<0.100	<0.100
	06/11/2009	<5.000	<0.100	<0.100	<0.100	0.200	<0.100
	09/10/2009	<5.000	<0.100	<0.100	<0.100	<0.100	<0.100

CH MGP
Analysis Results by Parameter (column), Location (row), and Date (row)

Date Range: 05/01/2008 to 07/01/2011

		Ethylbenzene, ug/L	Fluoranthene, ug/L	Fluorene, ug/L	Indeno(1,2,3-cd) pyrene, ug/L	Naphthalene, ug/L	Phenanthrene, ug/L
UMW-300	12/09/2009	<5.000	<0.100	<0.100	<0.100	<0.100	<0.100
	03/10/2010	<5.000	<0.100	<0.100	<0.100	<0.100	<0.100
	06/16/2010	<5.000	<0.100	<0.100	<0.100	<0.100	<0.100
	09/29/2010	<5.000	<0.100	<0.100	<0.100	0.230	<0.100
	12/29/2010	<5.000	<0.100	<0.100	<0.100	<0.100	<0.100
	03/17/2011	<5.000	<0.100	<0.100	<0.100	<0.100	<0.100
	06/16/2011	<5.000	<0.100	<0.100	<0.100	<0.100	<0.100
UMW-302	05/21/2008	514.000	<0.100	<0.100	<0.100	3,570.000	<0.100
	09/16/2008	86.000	<0.100	<0.100	<0.100	246.000	<0.100
	12/09/2008	65.000	<0.100	<0.100	<0.100	410.000	<0.100
	03/17/2009	409.000	<0.100	<0.100	<0.100	1,360.000	<0.100
	06/10/2009	370.000	<0.100	<0.100	<0.100	2,190.000	<0.100
	09/09/2009	250.000	<0.100	<0.100	<0.100	1,090.000	<0.100
	12/08/2009	554.000	<0.100	<0.100	<0.100	2,090.000	<0.100
	03/08/2010	697.000	<0.100	0.120	<0.100	2,200.000	<0.100
	06/15/2010	588.000	<0.100	<0.100	<0.100	1,950.000	<0.100
	09/28/2010	424.000	<0.100	<0.100	<0.100	2,070.000	<0.100
	12/28/2010	363.000	<0.100	<0.100	<0.100	1,950.000	<0.100
	03/15/2011	549.000	<0.100	<0.100	<0.100	3,210.000	<0.100
	06/14/2011	551.000	<0.100	<0.100	<0.100	1,630.000	<0.100
	UMW-303	05/22/2008	<5.000	<0.100	<0.100	<0.100	0.090
09/17/2008		<5.000	<0.100	<0.100	<0.100	<0.100	<0.100
12/10/2008		<5.000	<0.100	<0.100	<0.100	<0.100	<0.100
03/18/2009		<5.000	<0.100	<0.100	<0.100	<0.100	<0.100
06/10/2009		<5.000	<0.100	<0.100	<0.100	0.370	<0.100
09/10/2009		<5.000	<0.100	<0.100	<0.100	<0.100	<0.100
12/08/2009		<5.000	<0.100	<0.100	<0.100	<0.100	<0.100
03/09/2010		<5.000	<0.100	<0.100	<0.100	<0.100	<0.100
06/15/2010		<5.000	<0.100	<0.100	<0.100	<0.100	<0.100
09/28/2010		<5.000	<0.100	<0.100	<0.100	<0.100	<0.100
12/27/2010		<5.000	<0.100	<0.100	<0.100	<0.100	<0.100
03/14/2011		<5.000	<0.100	<0.100	<0.100	<0.100	<0.100
06/14/2011		<5.000	<0.100	<0.100	<0.100	0.160	<0.100
UMW-305		07/10/2008	<5.000	<0.100	<0.100	<0.100	<0.100
	09/16/2008	<5.000	<0.100	<0.100	<0.100	<0.100	<0.100
	12/09/2008	<5.000	<0.100	<0.100	<0.100	0.400	<0.100
	03/16/2009	<5.000	<0.100	<0.100	<0.100	0.190	<0.100

CH MGP
Analysis Results by Parameter (column), Location (row), and Date (row)

Date Range: 05/01/2008 to 07/01/2011

		Ethylbenzene, ug/L	Fluoranthene, ug/L	Fluorene, ug/L	Indeno(1,2,3-cd) pyrene, ug/L	Naphthalene, ug/L	Phenanthrene, ug/L
UMW-305	06/09/2009	<5.000	<0.100	<0.100	<0.100	<0.100	<0.100
	09/08/2009	<5.000	<0.100	<0.100	<0.100	<0.100	<0.100
	12/07/2009	<5.000	<0.100	<0.100	<0.100	<0.100	<0.100
	03/08/2010	<5.000	<0.100	<0.100	<0.100	<0.100	<0.100
	06/14/2010	<5.000	<0.100	<0.100	<0.100	<0.100	<0.100
	09/27/2010	<5.000	<0.100	<0.100	<0.100	0.100	<0.100
	12/27/2010	<5.000	<0.100	<0.100	<0.100	<0.100	<0.100
	03/14/2011	<5.000	<0.100	<0.100	<0.100	<0.100	<0.100
	06/13/2011	<5.000	<0.100	<0.100	<0.100	<0.100	<0.100
	UMW-306	07/10/2008	<5.000	<0.100	<0.100	<0.100	<0.100
09/16/2008		<5.000	<0.100	<0.100	<0.100	<0.100	<0.100
12/09/2008		<5.000	<0.100	<0.100	<0.100	<0.100	<0.100
03/16/2009		<5.000	<0.100	<0.100	<0.100	0.350	<0.100
06/09/2009		<5.000	<0.100	<0.100	<0.100	<0.100	<0.100
09/08/2009		<5.000	<0.100	<0.100	<0.100	<0.100	<0.100
12/07/2009		<5.000	<0.100	<0.100	<0.100	<0.100	<0.100
03/08/2010		<5.000	<0.100	<0.100	<0.100	<0.100	<0.100
06/14/2010		<5.000	<0.100	<0.100	<0.100	<0.100	<0.100
09/27/2010		<5.000	<0.100	<0.100	<0.100	<0.100	<0.100
12/27/2010		<5.000	<0.100	<0.100	<0.100	<0.100	<0.100
03/14/2011		<5.000	<0.100	<0.100	<0.100	<0.100	<0.100
06/13/2011		<5.000	<0.100	<0.100	<0.100	<0.100	<0.100
UMW-307		07/10/2008	<5.000	<0.100	<0.100	<0.100	<0.100
	09/16/2008	<5.000	<0.100	<0.100	<0.100	0.090	<0.100
	12/09/2008	<5.000	<0.100	<0.100	<0.100	<0.100	<0.100
	03/17/2009	1.300	<0.100	<0.100	<0.100	<0.100	<0.100
	06/09/2009	<5.000	<0.100	<0.100	<0.100	0.100	<0.100
	09/09/2009	<5.000	<0.100	<0.100	<0.100	<0.100	<0.100
	12/07/2009	<5.000	<0.100	<0.100	<0.100	<0.100	<0.100
	03/09/2010	<5.000	<0.100	<0.100	<0.100	<0.100	<0.100
	06/14/2010	<5.000	<0.100	<0.100	<0.100	<0.100	<0.100
	09/27/2010	<5.000	<0.100	<0.100	<0.100	<0.100	<0.100
	12/27/2010	<5.000	<0.100	<0.100	<0.100	<0.100	<0.100
	03/14/2011	<5.000	<0.100	<0.100	<0.100	<0.100	<0.100
	06/13/2011	<5.000	<0.100	<0.100	<0.100	<0.100	<0.100

Champaign FMGP Remediation - Groundwater Monitoring Data
through Quarter 2, 2011

CH MGP
Analysis Results by Parameter (column), Location (row), and Date (row)

Date Range: 05/01/2008 to 07/01/2011

Well Id	Date Sampled	Lab Id	Pyrene, ug/L	Toluene, ug/L	Xylene, total, ug/L
UMW-102	05/22/2008		<0.100	<5.000	<5.000
	09/16/2008		<0.100	<5.000	<5.000
	12/10/2008		<0.100	<5.000	<5.000
	03/17/2009		<0.100	<5.000	<5.000
	06/10/2009		<0.100	<5.000	<5.000
	09/09/2009		<0.100	<5.000	<5.000
	12/07/2009		<0.100	<5.000	<5.000
	03/10/2010		<0.100	<5.000	<5.000
	06/15/2010		<0.100	<5.000	<5.000
	09/28/2010		<0.200	<5.000	<5.000
	12/28/2010		<0.100	<5.000	<5.000
	03/15/2011		<0.100	<5.000	<5.000
	06/15/2011		<0.100	<5.000	<5.000
	UMW-105	05/21/2008		<0.100	<5.000
09/16/2008			<0.100	<5.000	<5.000
12/09/2008			<0.100	<5.000	<5.000
03/17/2009			<0.100	<5.000	<5.000
06/10/2009			<0.100	<5.000	<5.000
09/09/2009			<0.100	<5.000	<5.000
12/08/2009			<0.100	<5.000	<5.000
03/08/2010			<0.100	<5.000	<5.000
06/15/2010			<0.100	<5.000	<5.000
09/28/2010			<0.100	<5.000	<5.000
12/28/2010			<0.100	<5.000	<5.000
03/15/2011			<0.100	<5.000	<5.000
06/14/2011			<0.100	<5.000	<5.000
UMW-106		05/21/2008		<0.100	<5.000
	09/16/2008		<0.100	<5.000	<5.000
	12/09/2008		<0.100	<5.000	<5.000
	03/17/2009		<0.100	<5.000	<5.000
	06/10/2009		<0.100	<5.000	<5.000
UMW-106R	09/09/2009		<0.100	<5.000	<5.000
	03/10/2010		<0.100	<5.000	<5.000
	06/15/2010		<0.100	<5.000	<5.000
	09/28/2010		<0.100	<5.000	<5.000
	12/28/2010		<0.100	<5.000	<5.000
	03/15/2011		<0.100	<5.000	<5.000

CH MGP
Analysis Results by Parameter (column), Location (row), and Date (row)

Date Range: 05/01/2008 to 07/01/2011

		Pyrene, ug/L	Toluene, ug/L	Xylene, total, ug/L
UMW-106R	06/13/2011	<0.100	<5.000	<5.000
UMW-107	05/20/2008	<0.100	<25.000	14.000
	09/16/2008	<0.100	<25.000	35.800
	12/09/2008	<0.100	<50.000	35.000
	03/17/2009	<0.100	<50.000	12.000
	06/10/2009	<0.100	<50.000	47.000
	09/09/2009	<0.100	<50.000	30.000
	12/08/2009	<0.100	<5.000	10.500
	03/09/2010	<0.100	<5.000	<5.000
	06/16/2010	<0.100	<5.000	3.400
	09/29/2010	<0.100	<5.000	1.300
	12/29/2010	<0.100	<5.000	1.400
	03/15/2011	<0.100	<5.000	3.100
	06/13/2011	<0.100	<5.000	1.300
UMW-108	05/20/2008	<0.100	<5.000	<5.000
	09/17/2008	<0.100	<5.000	<5.000
	12/09/2008	<0.100	<5.000	<5.000
	03/18/2009	<0.100	<5.000	<5.000
	06/10/2009	<0.100	<5.000	<5.000
	09/09/2009	<0.100	<5.000	<5.000
	12/08/2009	<0.100	<5.000	<5.000
	03/09/2010	<0.100	<5.000	<5.000
	06/15/2010	<0.100	<5.000	<5.000
	09/29/2010	<0.100	<5.000	<5.000
	12/29/2010	<0.100	<5.000	<5.000
	03/15/2011	<0.100	<5.000	<5.000
	06/14/2011	<0.100	<5.000	<5.000
UMW-109	05/22/2008	<0.100	<5.000	<5.000
	09/17/2008	<0.100	<5.000	<5.000
	12/10/2008	<0.100	<5.000	<5.000
	03/17/2009	<0.100	<5.000	<5.000
	06/11/2009	<0.100	<5.000	<5.000
	09/10/2009	<0.100	<5.000	<5.000
	12/09/2009	<0.100	<5.000	<5.000
	03/08/2010	<0.100	<5.000	<5.000
	06/15/2010	<0.100	<5.000	<5.000
	09/29/2010	<0.100	<5.000	<5.000

CH MGP
Analysis Results by Parameter (column), Location (row), and Date (row)

Date Range: 05/01/2008 to 07/01/2011

		Pyrene, ug/L	Toluene, ug/L	Xylene, total, ug/L
UMW-109	12/29/2010	<0.100	<5.000	<5.000
	03/16/2011	<0.100	<5.000	<5.000
	06/15/2011	<0.100	<5.000	<5.000
UMW-111A	05/22/2008	<0.100	<5.000	<5.000
	09/17/2008	<0.100	<5.000	<5.000
	12/10/2008	<0.100	<5.000	<5.000
	03/18/2009	<0.100	<5.000	<5.000
	06/10/2009	<0.100	<5.000	<5.000
	09/10/2009	<0.100	<5.000	<5.000
	12/08/2009	<0.100	<5.000	<5.000
	03/09/2010	<0.100	<5.000	<5.000
	06/15/2010	<0.100	<5.000	<5.000
	09/29/2010	<0.100	<5.000	<5.000
	12/28/2010	<0.100	<5.000	<5.000
	03/16/2011	<0.100	<5.000	<5.000
	06/14/2011	<0.100	<5.000	<5.000
UMW-116	05/20/2008	<0.100	<5.000	<5.000
	09/16/2008	<0.100	<5.000	<5.000
	12/09/2008	<0.100	<5.000	<5.000
	03/17/2009	<0.100	<5.000	<5.000
	06/10/2009	<0.100	<5.000	<5.000
	09/09/2009	<0.100	<5.000	<5.000
	12/08/2009	<0.100	<5.000	<5.000
	03/09/2010	<0.100	<5.000	<5.000
	06/16/2010	<0.100	<5.000	<5.000
	09/29/2010	<0.100	<5.000	<5.000
	12/29/2010	<0.100	<5.000	<5.000
	03/15/2011	<0.100	<5.000	<5.000
	06/13/2011	<0.100	<5.000	<5.000
UMW-117	05/21/2008	<0.100	<5.000	<5.000
	09/17/2008	<0.100	<5.000	<5.000
	12/10/2008	<0.100	<5.000	<5.000
	03/18/2009	<0.100	<5.000	<5.000
	06/10/2009	<0.100	<5.000	<5.000
	09/09/2009	<0.100	<5.000	<5.000
	12/08/2009	<0.100	<5.000	<5.000
03/09/2010	<0.100	<5.000	<5.000	

CH MGP
Analysis Results by Parameter (column), Location (row), and Date (row)

Date Range: 05/01/2008 to 07/01/2011

		Pyrene, ug/L	Toluene, ug/L	Xylene, total, ug/L	
UMW-117	06/15/2010	<0.100	<5.000	<5.000	
	09/29/2010	<0.100	<5.000	<5.000	
	12/28/2010	<0.100	<5.000	<5.000	
	03/16/2011	<0.100	<5.000	<5.000	
	06/14/2011	<0.100	<5.000	<5.000	
UMW-118	05/22/2008	<0.100	<5.000	<5.000	
	09/17/2008	<0.100	<5.000	<5.000	
	12/10/2008	<0.100	<5.000	<5.000	
	03/17/2009	<0.100	<5.000	<5.000	
	06/11/2009	<0.100	<5.000	<5.000	
	09/10/2009	<0.100	<5.000	<5.000	
	12/09/2009	<0.100	<5.000	<5.000	
	03/08/2010	<0.100	<5.000	<5.000	
	06/16/2010	<0.100	<5.000	<5.000	
	09/29/2010	<0.100	<5.000	<5.000	
	12/29/2010	<0.100	<5.000	<5.000	
	03/16/2011	<0.100	<5.000	<5.000	
	06/15/2011	<0.100	<5.000	<5.000	
	UMW-119	05/22/2008	0.390	<5.000	6.600
		09/16/2008	0.190	<5.000	<5.000
12/10/2008		0.130	<0.003	<5.000	
03/17/2009		<0.100	<5.000	<5.000	
06/10/2009		<0.100	<5.000	<5.000	
09/09/2009		<0.100	<5.000	<5.000	
12/07/2009		<0.100	<5.000	<5.000	
03/08/2010		<0.100	<5.000	<5.000	
06/16/2010		<0.100	<5.000	<5.000	
09/29/2010		<0.100	<5.000	<5.000	
12/28/2010		<0.100	<5.000	<5.000	
03/16/2011		<0.100	<5.000	<5.000	
06/14/2011		<0.100	<5.000	<5.000	
UMW-120		05/22/2008	<0.100	<5.000	<5.000
		09/16/2008	<0.100	<5.000	<5.000
	12/10/2008	<0.100	<5.000	<5.000	
	03/17/2009	<0.100	<5.000	<5.000	
	06/10/2009	<0.100	<5.000	<5.000	
	09/09/2009	<0.100	<5.000	<5.000	

CH MGP
Analysis Results by Parameter (column), Location (row), and Date (row)

Date Range: 05/01/2008 to 07/01/2011

		Pyrene, ug/L	Toluene, ug/L	Xylene, total, ug/L
UMW-120	12/07/2009	<0.100	<5.000	<5.000
	03/08/2010	<0.100	<5.000	<5.000
	06/16/2010	<0.100	<5.000	<5.000
	09/29/2010	<0.100	<5.000	<5.000
	12/28/2010	<0.100	<5.000	<5.000
	03/16/2011	<0.100	<5.000	<5.000
UMW-121	06/14/2011	<0.100	<5.000	<5.000
	05/21/2008	<0.450	<5.000	<5.000
	09/16/2008	<0.100	<5.000	<5.000
	12/09/2008	<0.100	<5.000	<5.000
	03/17/2009	<0.100	<5.000	<5.000
	06/10/2009	<0.100	<5.000	<5.000
	09/09/2009	<0.100	<5.000	<5.000
	12/08/2009		<5.000	<5.000
	12/16/2009	<0.100		
	03/08/2010	<0.100	<5.000	<5.000
	06/15/2010	<0.100	<5.000	<5.000
	09/28/2010	<0.100	<5.000	<5.000
UMW-122	12/28/2010	<0.100	<5.000	<5.000
	03/15/2011	<0.100	<5.000	<5.000
	06/14/2011	<0.100	<5.000	<5.000
	03/10/2010	<0.100	<5.000	<5.000
UMW-123	06/15/2010	<0.100	<5.000	<5.000
	09/28/2010		<5.000	<5.000
	06/16/2011	<0.100	<5.000	<5.000
	03/10/2010	<0.100	<5.000	<5.000
	06/16/2010	<0.100	<5.000	<5.000
UMW-300	09/28/2010	<0.100	<5.000	<5.000
	12/28/2010	<0.100	<5.000	<5.000
	03/14/2011	<0.100	<5.000	<5.000
	06/15/2011	<0.100	<5.000	<5.000
	05/23/2008	<0.100	<5.000	<5.000
	09/18/2008	<0.100	<5.000	<5.000
	12/12/2008	<0.100	<5.000	<5.000
03/17/2009	<0.100	<5.000	<5.000	
06/11/2009	<0.100	<5.000	<5.000	
09/10/2009	<0.100	<5.000	<5.000	

CH MGP
Analysis Results by Parameter (column), Location (row), and Date (row)

Date Range: 05/01/2008 to 07/01/2011

		Pyrene, ug/L	Toluene, ug/L	Xylene, total, ug/L
UMW-300	12/09/2009	<0.100	<5.000	<5.000
	03/10/2010	<0.100	<5.000	<5.000
	06/16/2010	<0.100	<5.000	<5.000
	09/29/2010	<0.100	<5.000	<5.000
	12/29/2010	<0.100	<5.000	<5.000
	03/17/2011	<0.100	<5.000	<5.000
	06/16/2011	<0.100	<5.000	<5.000
UMW-302	05/21/2008	<0.100	<500.000	160.000
	09/16/2008	<0.100	<125.000	110.000
	12/09/2008	<0.100	<125.000	48.000
	03/17/2009	<0.100	<125.000	278.000
	06/10/2009	<0.100	<50.000	230.000
	09/09/2009	<0.100	<50.000	200.000
	12/08/2009	<0.100	<100.000	289.000
	03/08/2010	<0.100	11.000	324.000
	06/15/2010	<0.100	<50.000	260.000
	09/28/2010	<0.100	<50.000	192.000
	12/28/2010	<0.100	<50.000	189.000
	03/15/2011	<0.100	<50.000	230.000
	06/14/2011	<0.100	<50.000	215.000
	UMW-303	05/22/2008	<0.100	<5.000
09/17/2008		<0.100	<5.000	<5.000
12/10/2008		<0.100	<5.000	<5.000
03/18/2009		<0.100	<5.000	<5.000
06/10/2009		<0.100	<5.000	<5.000
09/10/2009		<0.100	<5.000	<5.000
12/08/2009		<0.100	<5.000	<5.000
03/09/2010		<0.100	<5.000	<5.000
06/15/2010		<0.100	<5.000	<5.000
09/28/2010		<0.100	<5.000	<5.000
12/27/2010		<0.100	<5.000	<5.000
03/14/2011		<0.100	<5.000	<5.000
06/14/2011		<0.100	<5.000	<5.000
UMW-305		07/10/2008	<0.100	<5.000
	09/16/2008	<0.100	<5.000	<5.000
	12/09/2008	<0.100	<5.000	<5.000
	03/16/2009	<0.100	<5.000	<5.000

CH MGP
Analysis Results by Parameter (column), Location (row), and Date (row)

Date Range: 05/01/2008 to 07/01/2011

		Pyrene, ug/L	Toluene, ug/L	Xylene, total, ug/L
UMW-305	06/09/2009	<0.100	<5.000	<5.000
	09/08/2009	<0.100	<5.000	<5.000
	12/07/2009	<0.100	<5.000	<5.000
	03/08/2010	<0.100	<5.000	<5.000
	06/14/2010	<0.100	<5.000	<5.000
	09/27/2010	<0.100	<5.000	<5.000
	12/27/2010	<0.100	<5.000	<5.000
	03/14/2011	<0.100	<5.000	<5.000
UMW-306	06/13/2011	<0.100	<5.000	<5.000
	07/10/2008	<0.100	<5.000	<5.000
	09/16/2008	<0.100	<5.000	<5.000
	12/09/2008	<0.100	<5.000	<5.000
	03/16/2009	<0.100	<5.000	<5.000
	06/09/2009	<0.100	<5.000	<5.000
	09/08/2009	<0.100	<5.000	<5.000
	12/07/2009	<0.100	<5.000	<5.000
	03/08/2010	<0.100	<5.000	<5.000
	06/14/2010	<0.100	<5.000	<5.000
	09/27/2010	<0.100	<5.000	<5.000
	12/27/2010	<0.100	<5.000	<5.000
	03/14/2011	<0.100	<5.000	<5.000
	06/13/2011	<0.100	<5.000	<5.000
UMW-307	07/10/2008	<0.100	<5.000	<5.000
	09/16/2008	<0.100	<5.000	<5.000
	12/09/2008	<0.100	<5.000	<5.000
	03/17/2009	<0.100	<5.000	1.600
	06/09/2009	<0.100	<5.000	<5.000
	09/09/2009	<0.100	<5.000	<5.000
	12/07/2009	<0.100	<5.000	<5.000
	03/09/2010	<0.100	<5.000	<5.000
	06/14/2010	<0.100	<5.000	<5.000
	09/27/2010	<0.100	<5.000	<5.000
	12/27/2010	<0.100	<5.000	<5.000
	03/14/2011	<0.100	<5.000	<5.000
	06/13/2011	<0.100	<5.000	<5.000

Champaign FMGP Remediation - Groundwater Monitoring Data
through Quarter 2, 2011

ATTACHMENT 3

Laboratory Analytical Reports and
Chain-of-Custodies

Groundwater Analytical Data
 BTEX, PAHs, Cyanide
 June 2011
 Former MGP Site
 Champaign, Illinois
 Ameren Illinois Company

CONSTITUENT	Class I	Class II	Units	UMW-102	UMW-105	UMW-106R	UMW-107	UMW-108	UMW-109	UMW-111A	UMW-116	UMW-117	UMW-118	UMW-119
	Groundwater Standard	Groundwater Standard		6/15/2011	6/14/2011	6/13/2011	6/13/2011	6/14/2011	6/15/2011	6/14/2011	6/13/2011	6/14/2011	6/15/2011	6/14/2011
<u>Volatile Organic Compounds</u>														
<u>(8260B)</u>														
Benzene	0.005	0.025	mg/L	<0.002	<0.002	<0.002	0.103	<0.002	<0.002	<0.002	<0.002	<0.002	<0.002	<0.002
Ethylbenzene	0.70	1.00	mg/L	<0.005	<0.005	<0.005	<0.005	<0.005	<0.005	<0.005	<0.005	<0.005	<0.005	<0.005
Toluene	1.0	2.5	mg/L	<0.005	<0.005	<0.005	<0.005	<0.005	<0.005	<0.005	<0.005	<0.005	<0.005	<0.005
Xylene (total)	10.0	10.0	mg/L	<0.005	<0.005	<0.005	0.0013	<0.005	<0.005	<0.005	<0.005	<0.005	<0.005	<0.005
<u>Polynuclear Aromatic</u>														
<u>8270 SIMS</u>														
2-Methylnaphthalene	0.028	0.014	mg/L	<0.0001	<0.0001	<0.0001	0.00013	<0.0001	<0.0001	<0.0001	<0.0001	<0.0001	<0.0001	<0.0001
Acenaphthene	0.42	2.10	mg/L	<0.0001	<0.0001	<0.0001	<0.0001	<0.0001	<0.0001	<0.0001	<0.0001	<0.0001	<0.0001	<0.0001
Acenaphthylene	0.21 ⁽¹⁾	1.05 ⁽¹⁾	mg/L	<0.0001	<0.0001	<0.0001	0.00013	<0.0001	<0.0001	<0.0001	<0.0001	<0.0001	<0.0001	<0.0001
Anthracene	2.1	10.5	mg/L	<0.0001	<0.0001	<0.0001	<0.0001	<0.0001	<0.0001	<0.0001	<0.0001	<0.0001	<0.0001	<0.0001
Benzo(a)anthracene	0.00013	0.00065	mg/L	<0.0001	<0.0001	<0.0001	<0.0001	<0.0001	<0.0001	<0.0001	<0.0001	<0.0001	<0.0001	<0.0001
Benzo(a)pyrene	0.0002	0.0020	mg/L	<0.0001	<0.0001	<0.0001	<0.0001	<0.0001	<0.0001	<0.0001	<0.0001	<0.0001	<0.0001	<0.0001
Benzo(b)fluoranthene	0.00018	0.00900	mg/L	<0.0001	<0.0001	<0.0001	<0.0001	<0.0001	<0.0001	<0.0001	<0.0001	<0.0001	<0.0001	<0.0001
Benzo(g,h,i)perylene	0.21 ⁽¹⁾	1.05 ⁽¹⁾	mg/L	<0.0001	<0.0001	<0.0001	<0.0001	<0.0001	<0.0001	<0.0001	<0.0001	<0.0001	<0.0001	<0.0001
Benzo(k)fluoranthene	0.00017	0.00085	mg/L	<0.0001	<0.0001	<0.0001	<0.0001	<0.0001	<0.0001	<0.0001	<0.0001	<0.0001	<0.0001	<0.0001
Chrysene	0.0015	0.0075	mg/L	<0.0001	<0.0001	<0.0001	<0.0001	<0.0001	<0.0001	<0.0001	<0.0001	<0.0001	<0.0001	<0.0001
Dibenzo(a,h)anthracene	0.0003	0.0015	mg/L	<0.0001	<0.0001	<0.0001	<0.0001	<0.0001	<0.0001	<0.0001	<0.0001	<0.0001	<0.0001	<0.0001
Fluoranthene	0.28	1.40	mg/L	<0.0001	<0.0001	<0.0001	<0.0001	<0.0001	<0.0001	<0.0001	<0.0001	<0.0001	<0.0001	<0.0001
Fluorene	0.28	1.40	mg/L	<0.0001	<0.0001	<0.0001	<0.0001	<0.0001	<0.0001	<0.0001	<0.0001	<0.0001	<0.0001	<0.0001
Indeno(1,2,3-cd)pyrene	0.00043	0.00215	mg/L	<0.0001	<0.0001	<0.0001	<0.0001	<0.0001	<0.0001	<0.0001	<0.0001	<0.0001	<0.0001	<0.0001
Naphthalene	0.14	0.22	mg/L	<0.0001	<0.0001	<0.0001	0.00016	0.00027	<0.0001	<0.0001	<0.0001	<0.0001	<0.0001	0.00039
Phenanthrene	0.21 ⁽¹⁾	1.05 ⁽¹⁾	mg/L	<0.0001	<0.0001	<0.0001	<0.0001	<0.0001	<0.0001	<0.0001	<0.0001	<0.0001	<0.0001	<0.0001
Pyrene	0.21	1.05	mg/L	<0.0001	<0.0001	<0.0001	<0.0001	<0.0001	<0.0001	<0.0001	<0.0001	<0.0001	<0.0001	<0.0001
Cyanide (total) 9012A	0.20	0.60	mg/L	<0.008	0.091	0.024	0.475	0.031	0.006	<0.007	<0.007	<0.007	0.038	0.026
Notes:	* Shallow groundwater (UMW-100 series wells) is defined as Class II groundwater and intermediate groundwater (UMW-300 series wells) is defined as Class I groundwater as defined in IAC 35 Part 620.210 and 620.220.													
	⁽¹⁾ Non-TACO or provisional ROs published by the IEPA.													
	Constituent exceeds Class I Groundwater Standards.													
	Constituent exceeds Class II Groundwater Standards.													
mg/L	Milligrams per liter													
<0.0001	Not detected at the detection limit identified.													

Groundwater Analytical Data
 BTEX, PAHs, Cyanide
 June 2011
 Former MGP Site
 Champaign, Illinois
 Ameren Illinois Company

CONSTITUENT	Class I	Class II	Units	UMW-120	UMW-121	UMW-122	UMW-123	UMW-300	UMW-302	UMW-302 DUP	UMW-303	UMW-305	UMW-305 DUP	UMW-306	UMW-307
	Groundwater Standard	Groundwater Standard		6/14/2011	6/14/2011	6/16/2011	6/15/2011	6/16/2011	6/14/2011	6/14/2011	6/14/2011	6/13/2011	6/13/2011	6/13/2011	6/13/2011
Volatile Organic Compounds															
(8260B)															
Benzene	0.005	0.025	mg/L	<0.002	<0.002	<0.002	<0.002	<0.002	0.253	0.266	<0.002	<0.002	<0.002	<0.002	0.0006
Ethylbenzene	0.70	1.00	mg/L	<0.005	<0.005	<0.005	<0.005	<0.005	0.411	0.551	<0.005	<0.005	<0.005	<0.005	<0.005
Toluene	1.0	2.5	mg/L	<0.005	<0.005	<0.005	<0.005	<0.005	<0.050	<0.050	<0.005	<0.005	<0.005	<0.005	<0.005
Xylene (total)	10.0	10.0	mg/L	<0.005	<0.005	<0.005	<0.005	<0.005	0.180	0.215	<0.005	<0.005	<0.005	<0.005	<0.005
Polynuclear Aromatic															
8270 SIMS															
2-Methylnaphthalene	0.028	0.014	mg/L	<0.0001	<0.0001	<0.0001	<0.0001	<0.0001	<0.0001	<0.0001	<0.0001	<0.0001	<0.0001	<0.0001	<0.0001
Acenaphthene	0.42	2.10	mg/L	<0.0001	<0.0001	<0.0001	<0.0001	<0.0001	<0.0001	<0.0001	<0.0001	<0.0001	<0.0001	<0.0001	<0.0001
Acenaphthylene	0.21 ⁽¹⁾	1.05 ⁽¹⁾	mg/L	<0.0001	<0.0001	<0.0001	<0.0001	<0.0001	0.00026	0.00034	<0.0001	<0.0001	<0.0001	<0.0001	<0.0001
Anthracene	2.1	10.5	mg/L	<0.0001	<0.0001	<0.0001	<0.0001	<0.0001	<0.0001	<0.0001	<0.0001	<0.0001	<0.0001	<0.0001	<0.0001
Benzo(a)anthracene	0.00013	0.00065	mg/L	<0.0001	<0.0001	<0.0001	<0.0001	<0.0001	<0.0001	<0.0001	<0.0001	<0.0001	<0.0001	<0.0001	<0.0001
Benzo(a)pyrene	0.0002	0.0020	mg/L	<0.0001	<0.0001	<0.0001	<0.0001	<0.0001	<0.0001	<0.0001	<0.0001	<0.0001	<0.0001	<0.0001	<0.0001
Benzo(b)fluoranthene	0.00018	0.00900	mg/L	<0.0001	<0.0001	<0.0001	<0.0001	<0.0001	<0.0001	<0.0001	<0.0001	<0.0001	<0.0001	<0.0001	<0.0001
Benzo(g,h,i)perylene	0.21 ⁽¹⁾	1.05 ⁽¹⁾	mg/L	<0.0001	<0.0001	<0.0001	<0.0001	<0.0001	<0.0001	<0.0001	<0.0001	<0.0001	<0.0001	<0.0001	<0.0001
Benzo(k)fluoranthene	0.00017	0.00085	mg/L	<0.0001	<0.0001	<0.0001	<0.0001	<0.0001	<0.0001	<0.0001	<0.0001	<0.0001	<0.0001	<0.0001	<0.0001
Chrysene	0.0015	0.0075	mg/L	<0.0001	<0.0001	<0.0001	<0.0001	<0.0001	<0.0001	<0.0001	<0.0001	<0.0001	<0.0001	<0.0001	<0.0001
Dibenzo(a,h)anthracene	0.0003	0.0015	mg/L	<0.0001	<0.0001	<0.0001	<0.0001	<0.0001	<0.0001	<0.0001	<0.0001	<0.0001	<0.0001	<0.0001	<0.0001
Fluoranthene	0.28	1.40	mg/L	<0.0001	<0.0001	<0.0001	<0.0001	<0.0001	<0.0001	<0.0001	<0.0001	<0.0001	<0.0001	<0.0001	<0.0001
Fluorene	0.28	1.40	mg/L	<0.0001	<0.0001	<0.0001	<0.0001	<0.0001	<0.0001	<0.0001	<0.0001	<0.0001	<0.0001	<0.0001	<0.0001
Indeno(1,2,3-cd)pyrene	0.00043	0.00215	mg/L	<0.0001	<0.0001	<0.0001	<0.0001	<0.0001	<0.0001	<0.0001	<0.0001	<0.0001	<0.0001	<0.0001	<0.0001
Naphthalene	0.14	0.22	mg/L	0.00012	<0.0001	<0.0001	0.0001	<0.0001	1.33	1.63	0.00016	<0.0001	<0.0001	<0.0001	<0.0001
Phenanthrene	0.21 ⁽¹⁾	1.05 ⁽¹⁾	mg/L	<0.0001	<0.0001	<0.0001	<0.0001	<0.0001	<0.0001	<0.0001	<0.0001	<0.0001	<0.0001	<0.0001	<0.0001
Pyrene	0.21	1.05	mg/L	<0.0001	<0.0001	<0.0001	<0.0001	<0.0001	<0.0001	<0.0001	<0.0001	<0.0001	<0.0001	<0.0001	<0.0001
Cyanide (total) 9012A	0.20	0.60	mg/L	<0.007	0.13	0.15	<0.007	<0.007	0.068	0.127	<0.008	0.005	0.006	0.022	0.008
Notes:	* Shallow groundwater (UMW-100 series wells) is defined as Class II groundwater and intermediate groundwater (UMW-300 series wells) is defined as Class I groundwater as defined in IAC 35 Part 620.210 and 620.220.														
	⁽¹⁾ Non-TACO or provisional ROs published by the IEPA.														
	Constituent exceeds Class I Groundwater Standards.														
	Constituent exceeds Class II Groundwater Standards.														
mg/L	Milligrams per liter														
<0.0001	Not detected at the detection limit identified.														

June 22, 2011

Pete Sazama
PSC Industrial Outsourcing, LP
210 West Sand Bank Road
Columbia, IL 62236-0230
TEL: (618) 281-7173
FAX: (618) 281-5120



RE: A831-735002-012901-225/IP Champaign

WorkOrder: 11060800

Dear Pete Sazama:

TEKLAB, INC received 24 samples on 6/16/2011 3:05:00 PM for the analysis presented in the following report.

Samples are analyzed on an as received basis unless otherwise requested and documented. The sample results contained in this report relate only to the requested analytes of interest as directed on the chain of custody. NELAP accredited fields of testing are indicated by the letters NELAP under the Certification column. All tests are performed in the Collinsville, IL laboratory unless otherwise noted in the Case Narrative.

All quality control criteria applicable to the test methods employed for this project have been satisfactorily met and are in accordance with NELAP except where noted. The following report shall not be reproduced, except in full, without the written approval of Teklab, Inc.

If you have any questions regarding these tests results, please feel free to call.

Sincerely,



Heather A. White
Project Manager
(618)344-1004 ex 20
HWhite@teklabinc.com



Report Contents

<http://www.teklabinc.com/>

Client: PSC Industrial Outsourcing, LP

Work Order: 11060800

Client Project: A831-735002-012901-225/IP Champaign

Report Date: 22-Jun-11

This reporting package includes the following:

Cover Letter	1
Report Contents	2
Definitions	3
Case Narrative	4
Laboratory Results	5
Sample Summary	29
Dates Report	30
Quality Control Results	35
Receiving Check List	45
Chain of Custody	Appended

Client: PSC Industrial Outsourcing, LP

Work Order: 11060800

Client Project: A831-735002-012901-225/IP Champaign

Report Date: 22-Jun-11

Abbr Definition

- CCV Continuing calibration verification is a check of a standard to determine the state of calibration of an instrument between recalibration.
- DF Dilution factor is the dilution performed during analysis only and does not take into account any dilutions made during sample preparation. The reported result is final and includes all dilutions factors.
- DNI Did not ignite
- DUP Laboratory duplicate is an aliquot of a sample taken from the same container under laboratory conditions for independent processing and analysis independently of the original aliquot.
- ICV Initial calibration verification is a check of a standard to determine the state of calibration of an instrument before sample analysis is initiated.
- IDPH IL Dept. of Public Health
- LCS Laboratory control sample, spiked with verified known amounts of analytes, is analyzed exactly like a sample to establish intra-laboratory or analyst specific precision and bias or to assess the performance of all or a portion of the measurement system. The acceptable recovery range is in the QC Package (provided upon request).
- LCSD Laboratory control sample duplicate is a replicate laboratory control sample that is prepared and analyzed in order to determine the precision of the approved test method. The acceptable recovery range is listed in the QC Package (provided upon request).
- MB Method blank is a sample of a matrix similar to the batch of associated sample (when available) that is free from the analytes of interest and is processed simultaneously with and under the same conditions as samples through all steps of the analytical procedures, and in which no target analytes or interferences should present at concentrations that impact the analytical results for sample analyses.
- MDL Method detection limit means the minimum concentration of a substance that can be measured and reported with 99% confidence that the analyte concentration is greater than zero and is determined from analysis of a sample in a given matrix type containing the analyte.
- MS Matrix spike is an aliquot of matrix fortified (spiked) with known quantities of specific analytes that is subjected to the entire analytical procedures in order to determine the effect of the matrix on an approved test method's recovery system. The acceptable recovery range is listed in the QC Package (provided upon request).
- MSD Matrix spike duplicate means a replicate matrix spike that is prepared and analyzed in order to determine the precision of the approved test method. The acceptable recovery range is listed in the QC Package (provided upon request).
- MW Molecular weight
- ND Not Detected at the Reporting Limit
- NELAP NELAP Accredited
- PQL Practical quantitation limit means the lowest level that can be reliably achieved within specified limits of precision and accuracy during routine laboratory operation conditions. The acceptable recovery range is listed in the QC Package (provided upon request).
- RL The reporting limit the lowest level that the data is displayed in the final report. The reporting limit may vary according to customer request or sample dilution. The reporting limit may not be less than the MDL.
- RPD Relative percent difference is a calculated difference between two recoveries (ie. MS/MSD). The acceptable recovery limit is listed in the QC Package (provided upon request).
- SPK The spike is a known mass of target analyte added to a blank sample or sub-sample; used to determine recovery deficiency or for other quality control purposes.
- Surr Surrogates are compounds which are similar to the analytes of interest in chemical composition and behavior in the analytical process, but which are not normally found in environmental samples.
- TNTC Too numerous to count (> 200 CFU)

Qualifiers

- | | |
|--|--|
| # - Unknown hydrocarbon | B - Analyte detected in associated Method Blank |
| E - Value above quantitation range | H - Holding times exceeded |
| J - Analyte detected below quantitation limits | M - Manual Integration used to determine area response |
| ND - Not Detected at the Reporting Limit | R - RPD outside accepted recovery limits |
| S - Spike Recovery outside recovery limits | X - Value exceeds Maximum Contaminant Level |



Case Narrative

<http://www.teklabinc.com/>

Client: PSC Industrial Outsourcing, LP

Work Order: 11060800

Client Project: A831-735002-012901-225/IP Champaign

Report Date: 22-Jun-11

Cooler Receipt Temp: 2.4 °C

Locations and Accreditations

Collinsville

Address 5445 Horseshoe Lake Road
Collinsville, IL 62234-7425

Phone (618) 344-1004

Fax (618) 344-1005

Email jhriley@teklabinc.com

Springfield

Address 3920 Pintail Dr
Springfield, IL 62711-9415

Phone (217) 698-1004

Fax (217) 698-1005

Email kmclain@teklabinc.com

Kansas City

Address 8421 Nieman Road
Lenexa, KS 66214

Phone (913) 541-1998

Fax (913) 541-1998

Email dthompson@teklabinc.com

State	Dept	Cert #	NELAP	Exp Date	Lab
Illinois	IEPA	100226	NELAP	1/31/2012	Collinsville
Kansas	KDHE	E-10374	NELAP	1/31/2012	Collinsville
Louisiana	LDEQ	166493	NELAP	6/30/2011	Collinsville
Louisiana	LDEQ	166578	NELAP	6/30/2011	Springfield
Arkansas	ADEQ	88-0966		3/14/2012	Collinsville
Illinois	IDPH	17584		4/30/2012	Collinsville
Kentucky	UST	0073		5/26/2012	Collinsville
Missouri	MDNR	00930		5/31/2011	Collinsville
Oklahoma	ODEQ	9978		8/31/2011	Collinsville



Laboratory Results

<http://www.teklabinc.com/>

Client: PSC Industrial Outsourcing, LP

Work Order: 11060800

Client Project: A831-735002-012901-225/IP Champaign

Report Date: 22-Jun-11

Lab ID: 11060800-001

Client Sample ID: Trip Blank

Matrix: TRIP BLANK

Collection Date: 06/02/2011 7:30

Analyses	Certification	RL	Qual	Result	Units	DF	Date Analyzed	Batch
SW-846 5030, 8260B, VOLATILE ORGANIC COMPOUNDS BY GC/MS								
Benzene	NELAP	2.0	H	ND	µg/L	1	06/16/2011 19:14	69035
Ethylbenzene	NELAP	5.0	H	ND	µg/L	1	06/16/2011 19:14	69035
Toluene	NELAP	5.0	H	ND	µg/L	1	06/16/2011 19:14	69035
Xylenes, Total	NELAP	5.0	H	ND	µg/L	1	06/16/2011 19:14	69035
Surr: 1,2-Dichloroethane-d4		74.7-129	H	105.7	%REC	1	06/16/2011 19:14	69035
Surr: 4-Bromofluorobenzene		86-119	H	99.1	%REC	1	06/16/2011 19:14	69035
Surr: Dibromofluoromethane		81.7-123	H	102.8	%REC	1	06/16/2011 19:14	69035
Surr: Toluene-d8		84.3-114	H	96.6	%REC	1	06/16/2011 19:14	69035



Laboratory Results

<http://www.teklabinc.com/>

Client: PSC Industrial Outsourcing, LP

Work Order: 11060800

Client Project: A831-735002-012901-225/IP Champaign

Report Date: 22-Jun-11

Lab ID: 11060800-002

Client Sample ID: VMW-107

Matrix: GROUNDWATER

Collection Date: 06/13/2011 14:15

Analyses	Certification	RL	Qual	Result	Units	DF	Date Analyzed	Batch
SW-846 9012A (TOTAL)								
Cyanide	NELAP	0.070		0.475	mg/L	10	06/20/2011 9:18	R150994
SW-846 3510C, 8270C SIMS, SEMI-VOLATILE ORGANIC COMPOUNDS BY GC/MS								
2-Methylnaphthalene	NELAP	0.00010		0.00013	mg/L	1	06/17/2011 20:30	69023
Acenaphthene	NELAP	0.00010		ND	mg/L	1	06/17/2011 20:30	69023
Acenaphthylene	NELAP	0.00010		0.00013	mg/L	1	06/17/2011 20:30	69023
Anthracene	NELAP	0.00010		ND	mg/L	1	06/17/2011 20:30	69023
Benzo(a)anthracene	NELAP	0.00010		ND	mg/L	1	06/17/2011 20:30	69023
Benzo(a)pyrene	NELAP	0.00010		ND	mg/L	1	06/17/2011 20:30	69023
Benzo(b)fluoranthene	NELAP	0.00010		ND	mg/L	1	06/17/2011 20:30	69023
Benzo(g,h,i)perylene	NELAP	0.00010		ND	mg/L	1	06/17/2011 20:30	69023
Benzo(k)fluoranthene	NELAP	0.00010		ND	mg/L	1	06/17/2011 20:30	69023
Chrysene	NELAP	0.00010		ND	mg/L	1	06/17/2011 20:30	69023
Dibenzo(a,h)anthracene	NELAP	0.00010		ND	mg/L	1	06/17/2011 20:30	69023
Fluoranthene	NELAP	0.00010		ND	mg/L	1	06/17/2011 20:30	69023
Fluorene	NELAP	0.00010		ND	mg/L	1	06/17/2011 20:30	69023
Indeno(1,2,3-cd)pyrene	NELAP	0.00010		ND	mg/L	1	06/17/2011 20:30	69023
Naphthalene	NELAP	0.00010		0.00016	mg/L	1	06/17/2011 20:30	69023
Phenanthrene	NELAP	0.00010		ND	mg/L	1	06/17/2011 20:30	69023
Pyrene	NELAP	0.00010		ND	mg/L	1	06/17/2011 20:30	69023
Total PNAs except Naphthalene		0.00013		0.00013	mg/L	1	06/17/2011 20:30	69023
Surr: 2-Fluorobiphenyl		34.3-105		75.0	%REC	1	06/17/2011 20:30	69023
Surr: 2-Fluorophenol		19.9-55.7		39.7	%REC	1	06/17/2011 20:30	69023
Surr: Nitrobenzene-d5		36.4-127		73.6	%REC	1	06/17/2011 20:30	69023
Surr: Phenol-d5		8.95-38.5		25.6	%REC	1	06/17/2011 20:30	69023
Surr: p-Terphenyl-d14		6.05-133		64.8	%REC	1	06/17/2011 20:30	69023
SW-846 5030, 8260B, VOLATILE ORGANIC COMPOUNDS BY GC/MS								
Benzene	NELAP	2.0		103	µg/L	1	06/16/2011 19:41	69035
Ethylbenzene	NELAP	5.0		ND	µg/L	1	06/16/2011 19:41	69035
Toluene	NELAP	5.0		ND	µg/L	1	06/16/2011 19:41	69035
Xylenes, Total	NELAP	5.0	J	1.3	µg/L	1	06/16/2011 19:41	69035
Surr: 1,2-Dichloroethane-d4		74.7-129		105.3	%REC	1	06/16/2011 19:41	69035
Surr: 4-Bromofluorobenzene		86-119		102.6	%REC	1	06/16/2011 19:41	69035
Surr: Dibromofluoromethane		81.7-123		103.1	%REC	1	06/16/2011 19:41	69035
Surr: Toluene-d8		84.3-114		98.5	%REC	1	06/16/2011 19:41	69035



Laboratory Results

<http://www.teklabinc.com/>

Client: PSC Industrial Outsourcing, LP

Work Order: 11060800

Client Project: A831-735002-012901-225/IP Champaign

Report Date: 22-Jun-11

Lab ID: 11060800-003

Client Sample ID: VMW-305

Matrix: GROUNDWATER

Collection Date: 06/13/2011 14:30

Analyses	Certification	RL	Qual	Result	Units	DF	Date Analyzed	Batch
SW-846 9012A (TOTAL)								
Cyanide	NELAP	0.007	J	0.005	mg/L	1	06/20/2011 9:18	R150994
SW-846 3510C, 8270C SIMS, SEMI-VOLATILE ORGANIC COMPOUNDS BY GC/MS								
2-Methylnaphthalene	NELAP	0.00010		ND	mg/L	1	06/17/2011 21:06	69023
Acenaphthene	NELAP	0.00010		ND	mg/L	1	06/17/2011 21:06	69023
Acenaphthylene	NELAP	0.00010		ND	mg/L	1	06/17/2011 21:06	69023
Anthracene	NELAP	0.00010		ND	mg/L	1	06/17/2011 21:06	69023
Benzo(a)anthracene	NELAP	0.00010		ND	mg/L	1	06/17/2011 21:06	69023
Benzo(a)pyrene	NELAP	0.00010		ND	mg/L	1	06/17/2011 21:06	69023
Benzo(b)fluoranthene	NELAP	0.00010		ND	mg/L	1	06/17/2011 21:06	69023
Benzo(g,h,i)perylene	NELAP	0.00010		ND	mg/L	1	06/17/2011 21:06	69023
Benzo(k)fluoranthene	NELAP	0.00010		ND	mg/L	1	06/17/2011 21:06	69023
Chrysene	NELAP	0.00010		ND	mg/L	1	06/17/2011 21:06	69023
Dibenzo(a,h)anthracene	NELAP	0.00010		ND	mg/L	1	06/17/2011 21:06	69023
Fluoranthene	NELAP	0.00010		ND	mg/L	1	06/17/2011 21:06	69023
Fluorene	NELAP	0.00010		ND	mg/L	1	06/17/2011 21:06	69023
Indeno(1,2,3-cd)pyrene	NELAP	0.00010		ND	mg/L	1	06/17/2011 21:06	69023
Naphthalene	NELAP	0.00010		ND	mg/L	1	06/17/2011 21:06	69023
Phenanthrene	NELAP	0.00010		ND	mg/L	1	06/17/2011 21:06	69023
Pyrene	NELAP	0.00010		ND	mg/L	1	06/17/2011 21:06	69023
Total PNAs except Naphthalene		0.00013		ND	mg/L	1	06/17/2011 21:06	69023
Surr: 2-Fluorobiphenyl		34.3-105		83.2	%REC	1	06/17/2011 21:06	69023
Surr: 2-Fluorophenol		19.9-55.7		39.4	%REC	1	06/17/2011 21:06	69023
Surr: Nitrobenzene-d5		36.4-127		76.4	%REC	1	06/17/2011 21:06	69023
Surr: Phenol-d5		8.95-38.5		25.3	%REC	1	06/17/2011 21:06	69023
Surr: p-Terphenyl-d14		6.05-133		76.0	%REC	1	06/17/2011 21:06	69023
SW-846 5030, 8260B, VOLATILE ORGANIC COMPOUNDS BY GC/MS								
Benzene	NELAP	2.0		ND	µg/L	1	06/16/2011 20:08	69035
Ethylbenzene	NELAP	5.0		ND	µg/L	1	06/16/2011 20:08	69035
Toluene	NELAP	5.0		ND	µg/L	1	06/16/2011 20:08	69035
Xylenes, Total	NELAP	5.0		ND	µg/L	1	06/16/2011 20:08	69035
Surr: 1,2-Dichloroethane-d4		74.7-129		105.1	%REC	1	06/16/2011 20:08	69035
Surr: 4-Bromofluorobenzene		86-119		98.4	%REC	1	06/16/2011 20:08	69035
Surr: Dibromofluoromethane		81.7-123		104.3	%REC	1	06/16/2011 20:08	69035
Surr: Toluene-d8		84.3-114		95.2	%REC	1	06/16/2011 20:08	69035



Laboratory Results

<http://www.teklabinc.com/>

Client: PSC Industrial Outsourcing, LP

Work Order: 11060800

Client Project: A831-735002-012901-225/IP Champaign

Report Date: 22-Jun-11

Lab ID: 11060800-004

Client Sample ID: VMW-905

Matrix: GROUNDWATER

Collection Date: 06/13/2011 15:00

Analyses	Certification	RL	Qual	Result	Units	DF	Date Analyzed	Batch
SW-846 9012A (TOTAL)								
Cyanide	NELAP	0.007	J	0.006	mg/L	1	06/20/2011 9:18	R150994
SW-846 3510C, 8270C SIMS, SEMI-VOLATILE ORGANIC COMPOUNDS BY GC/MS								
2-Methylnaphthalene	NELAP	0.00010		ND	mg/L	1	06/17/2011 21:42	69023
Acenaphthene	NELAP	0.00010		ND	mg/L	1	06/17/2011 21:42	69023
Acenaphthylene	NELAP	0.00010		ND	mg/L	1	06/17/2011 21:42	69023
Anthracene	NELAP	0.00010		ND	mg/L	1	06/17/2011 21:42	69023
Benzo(a)anthracene	NELAP	0.00010		ND	mg/L	1	06/17/2011 21:42	69023
Benzo(a)pyrene	NELAP	0.00010		ND	mg/L	1	06/17/2011 21:42	69023
Benzo(b)fluoranthene	NELAP	0.00010		ND	mg/L	1	06/17/2011 21:42	69023
Benzo(g,h,i)perylene	NELAP	0.00010		ND	mg/L	1	06/17/2011 21:42	69023
Benzo(k)fluoranthene	NELAP	0.00010		ND	mg/L	1	06/17/2011 21:42	69023
Chrysene	NELAP	0.00010		ND	mg/L	1	06/17/2011 21:42	69023
Dibenzo(a,h)anthracene	NELAP	0.00010		ND	mg/L	1	06/17/2011 21:42	69023
Fluoranthene	NELAP	0.00010		ND	mg/L	1	06/17/2011 21:42	69023
Fluorene	NELAP	0.00010		ND	mg/L	1	06/17/2011 21:42	69023
Indeno(1,2,3-cd)pyrene	NELAP	0.00010		ND	mg/L	1	06/17/2011 21:42	69023
Naphthalene	NELAP	0.00010		ND	mg/L	1	06/17/2011 21:42	69023
Phenanthrene	NELAP	0.00010		ND	mg/L	1	06/17/2011 21:42	69023
Pyrene	NELAP	0.00010		ND	mg/L	1	06/17/2011 21:42	69023
Total PNAs except Naphthalene		0.00013		ND	mg/L	1	06/17/2011 21:42	69023
Surr: 2-Fluorobiphenyl		34.3-105		84.8	%REC	1	06/17/2011 21:42	69023
Surr: 2-Fluorophenol		19.9-55.7		40.4	%REC	1	06/17/2011 21:42	69023
Surr: Nitrobenzene-d5		36.4-127		77.8	%REC	1	06/17/2011 21:42	69023
Surr: Phenol-d5		8.95-38.5		25.1	%REC	1	06/17/2011 21:42	69023
Surr: p-Terphenyl-d14		6.05-133		84.8	%REC	1	06/17/2011 21:42	69023
SW-846 5030, 8260B, VOLATILE ORGANIC COMPOUNDS BY GC/MS								
Benzene	NELAP	2.0		ND	µg/L	1	06/16/2011 20:35	69035
Ethylbenzene	NELAP	5.0		ND	µg/L	1	06/16/2011 20:35	69035
Toluene	NELAP	5.0		ND	µg/L	1	06/16/2011 20:35	69035
Xylenes, Total	NELAP	5.0		ND	µg/L	1	06/16/2011 20:35	69035
Surr: 1,2-Dichloroethane-d4		74.7-129		104.9	%REC	1	06/16/2011 20:35	69035
Surr: 4-Bromofluorobenzene		86-119		98.3	%REC	1	06/16/2011 20:35	69035
Surr: Dibromofluoromethane		81.7-123		102.8	%REC	1	06/16/2011 20:35	69035
Surr: Toluene-d8		84.3-114		95.4	%REC	1	06/16/2011 20:35	69035



Laboratory Results

<http://www.teklabinc.com/>

Client: PSC Industrial Outsourcing, LP

Work Order: 11060800

Client Project: A831-735002-012901-225/IP Champaign

Report Date: 22-Jun-11

Lab ID: 11060800-005

Client Sample ID: VMW-306

Matrix: GROUNDWATER

Collection Date: 06/13/2011 15:05

Analyses	Certification	RL	Qual	Result	Units	DF	Date Analyzed	Batch
SW-846 9012A (TOTAL)								
Cyanide	NELAP	0.007		0.022	mg/L	1	06/20/2011 9:18	R150994
SW-846 3510C, 8270C SIMS, SEMI-VOLATILE ORGANIC COMPOUNDS BY GC/MS								
2-Methylnaphthalene	NELAP	0.00010		ND	mg/L	1	06/17/2011 22:19	69023
Acenaphthene	NELAP	0.00010		ND	mg/L	1	06/17/2011 22:19	69023
Acenaphthylene	NELAP	0.00010		ND	mg/L	1	06/17/2011 22:19	69023
Anthracene	NELAP	0.00010		ND	mg/L	1	06/17/2011 22:19	69023
Benzo(a)anthracene	NELAP	0.00010		ND	mg/L	1	06/17/2011 22:19	69023
Benzo(a)pyrene	NELAP	0.00010		ND	mg/L	1	06/17/2011 22:19	69023
Benzo(b)fluoranthene	NELAP	0.00010		ND	mg/L	1	06/17/2011 22:19	69023
Benzo(g,h,i)perylene	NELAP	0.00010		ND	mg/L	1	06/17/2011 22:19	69023
Benzo(k)fluoranthene	NELAP	0.00010		ND	mg/L	1	06/17/2011 22:19	69023
Chrysene	NELAP	0.00010		ND	mg/L	1	06/17/2011 22:19	69023
Dibenzo(a,h)anthracene	NELAP	0.00010		ND	mg/L	1	06/17/2011 22:19	69023
Fluoranthene	NELAP	0.00010		ND	mg/L	1	06/17/2011 22:19	69023
Fluorene	NELAP	0.00010		ND	mg/L	1	06/17/2011 22:19	69023
Indeno(1,2,3-cd)pyrene	NELAP	0.00010		ND	mg/L	1	06/17/2011 22:19	69023
Naphthalene	NELAP	0.00010		ND	mg/L	1	06/17/2011 22:19	69023
Phenanthrene	NELAP	0.00010		ND	mg/L	1	06/17/2011 22:19	69023
Pyrene	NELAP	0.00010		ND	mg/L	1	06/17/2011 22:19	69023
Total PNAs except Naphthalene		0.00013		ND	mg/L	1	06/17/2011 22:19	69023
Surr: 2-Fluorobiphenyl		34.3-105		74.4	%REC	1	06/17/2011 22:19	69023
Surr: 2-Fluorophenol		19.9-55.7		38.0	%REC	1	06/17/2011 22:19	69023
Surr: Nitrobenzene-d5		36.4-127		66.4	%REC	1	06/17/2011 22:19	69023
Surr: Phenol-d5		8.95-38.5		23.9	%REC	1	06/17/2011 22:19	69023
Surr: p-Terphenyl-d14		6.05-133		82.0	%REC	1	06/17/2011 22:19	69023
SW-846 5030, 8260B, VOLATILE ORGANIC COMPOUNDS BY GC/MS								
Benzene	NELAP	2.0		ND	µg/L	1	06/16/2011 21:02	69035
Ethylbenzene	NELAP	5.0		ND	µg/L	1	06/16/2011 21:02	69035
Toluene	NELAP	5.0		ND	µg/L	1	06/16/2011 21:02	69035
Xylenes, Total	NELAP	5.0		ND	µg/L	1	06/16/2011 21:02	69035
Surr: 1,2-Dichloroethane-d4		74.7-129		103.8	%REC	1	06/16/2011 21:02	69035
Surr: 4-Bromofluorobenzene		86-119		99.6	%REC	1	06/16/2011 21:02	69035
Surr: Dibromofluoromethane		81.7-123		102.1	%REC	1	06/16/2011 21:02	69035
Surr: Toluene-d8		84.3-114		96.6	%REC	1	06/16/2011 21:02	69035



Laboratory Results

<http://www.teklabinc.com/>

Client: PSC Industrial Outsourcing, LP

Work Order: 11060800

Client Project: A831-735002-012901-225/IP Champaign

Report Date: 22-Jun-11

Lab ID: 11060800-006

Client Sample ID: VMW-116

Matrix: GROUNDWATER

Collection Date: 06/13/2011 15:25

Analyses	Certification	RL	Qual	Result	Units	DF	Date Analyzed	Batch
SW-846 9012A (TOTAL)								
Cyanide	NELAP	0.007		< 0.007	mg/L	1	06/20/2011 9:18	R150994
SW-846 3510C, 8270C SIMS, SEMI-VOLATILE ORGANIC COMPOUNDS BY GC/MS								
2-Methylnaphthalene	NELAP	0.00010		ND	mg/L	1	06/17/2011 17:46	69023
Acenaphthene	NELAP	0.00010		ND	mg/L	1	06/17/2011 17:46	69023
Acenaphthylene	NELAP	0.00010		ND	mg/L	1	06/17/2011 17:46	69023
Anthracene	NELAP	0.00010		ND	mg/L	1	06/17/2011 17:46	69023
Benzo(a)anthracene	NELAP	0.00010		ND	mg/L	1	06/17/2011 17:46	69023
Benzo(a)pyrene	NELAP	0.00010		ND	mg/L	1	06/17/2011 17:46	69023
Benzo(b)fluoranthene	NELAP	0.00010		ND	mg/L	1	06/17/2011 17:46	69023
Benzo(g,h,i)perylene	NELAP	0.00010		ND	mg/L	1	06/17/2011 17:46	69023
Benzo(k)fluoranthene	NELAP	0.00010		ND	mg/L	1	06/17/2011 17:46	69023
Chrysene	NELAP	0.00010		ND	mg/L	1	06/17/2011 17:46	69023
Dibenzo(a,h)anthracene	NELAP	0.00010		ND	mg/L	1	06/17/2011 17:46	69023
Fluoranthene	NELAP	0.00010		ND	mg/L	1	06/17/2011 17:46	69023
Fluorene	NELAP	0.00010		ND	mg/L	1	06/17/2011 17:46	69023
Indeno(1,2,3-cd)pyrene	NELAP	0.00010		ND	mg/L	1	06/17/2011 17:46	69023
Naphthalene	NELAP	0.00010		ND	mg/L	1	06/17/2011 17:46	69023
Phenanthrene	NELAP	0.00010		ND	mg/L	1	06/17/2011 17:46	69023
Pyrene	NELAP	0.00010		ND	mg/L	1	06/17/2011 17:46	69023
Total PNAs except Naphthalene		0.00013		ND	mg/L	1	06/17/2011 17:46	69023
Surr: 2-Fluorobiphenyl		34.3-105		66.4	%REC	1	06/17/2011 17:46	69023
Surr: 2-Fluorophenol		19.9-55.7		46.4	%REC	1	06/17/2011 17:46	69023
Surr: Nitrobenzene-d5		36.4-127		93.2	%REC	1	06/17/2011 17:46	69023
Surr: Phenol-d5		8.95-38.5		31.3	%REC	1	06/17/2011 17:46	69023
Surr: p-Terphenyl-d14		6.05-133		63.4	%REC	1	06/17/2011 17:46	69023
SW-846 5030, 8260B, VOLATILE ORGANIC COMPOUNDS BY GC/MS								
Benzene	NELAP	2.0		ND	µg/L	1	06/17/2011 12:43	69068
Ethylbenzene	NELAP	5.0		ND	µg/L	1	06/17/2011 12:43	69068
Toluene	NELAP	5.0		ND	µg/L	1	06/17/2011 12:43	69068
Xylenes, Total	NELAP	5.0		ND	µg/L	1	06/17/2011 12:43	69068
Surr: 1,2-Dichloroethane-d4		74.7-129		101.6	%REC	1	06/17/2011 12:43	69068
Surr: 4-Bromofluorobenzene		86-119		99.1	%REC	1	06/17/2011 12:43	69068
Surr: Dibromofluoromethane		81.7-123		101.4	%REC	1	06/17/2011 12:43	69068
Surr: Toluene-d8		84.3-114		96.3	%REC	1	06/17/2011 12:43	69068



Laboratory Results

<http://www.teklabinc.com/>

Client: PSC Industrial Outsourcing, LP

Work Order: 11060800

Client Project: A831-735002-012901-225/IP Champaign

Report Date: 22-Jun-11

Lab ID: 11060800-007

Client Sample ID: VMW-307

Matrix: GROUNDWATER

Collection Date: 06/13/2011 15:35

Analyses	Certification	RL	Qual	Result	Units	DF	Date Analyzed	Batch
SW-846 9012A (TOTAL)								
Cyanide	NELAP	0.007		0.008	mg/L	1	06/20/2011 9:18	R150994
SW-846 3510C, 8270C SIMS, SEMI-VOLATILE ORGANIC COMPOUNDS BY GC/MS								
2-Methylnaphthalene	NELAP	0.00010		ND	mg/L	1	06/17/2011 18:24	69023
Acenaphthene	NELAP	0.00010		ND	mg/L	1	06/17/2011 18:24	69023
Acenaphthylene	NELAP	0.00010		ND	mg/L	1	06/17/2011 18:24	69023
Anthracene	NELAP	0.00010		ND	mg/L	1	06/17/2011 18:24	69023
Benzo(a)anthracene	NELAP	0.00010		ND	mg/L	1	06/17/2011 18:24	69023
Benzo(a)pyrene	NELAP	0.00010		ND	mg/L	1	06/17/2011 18:24	69023
Benzo(b)fluoranthene	NELAP	0.00010		ND	mg/L	1	06/17/2011 18:24	69023
Benzo(g,h,i)perylene	NELAP	0.00010		ND	mg/L	1	06/17/2011 18:24	69023
Benzo(k)fluoranthene	NELAP	0.00010		ND	mg/L	1	06/17/2011 18:24	69023
Chrysene	NELAP	0.00010		ND	mg/L	1	06/17/2011 18:24	69023
Dibenzo(a,h)anthracene	NELAP	0.00010		ND	mg/L	1	06/17/2011 18:24	69023
Fluoranthene	NELAP	0.00010		ND	mg/L	1	06/17/2011 18:24	69023
Fluorene	NELAP	0.00010		ND	mg/L	1	06/17/2011 18:24	69023
Indeno(1,2,3-cd)pyrene	NELAP	0.00010		ND	mg/L	1	06/17/2011 18:24	69023
Naphthalene	NELAP	0.00010		ND	mg/L	1	06/17/2011 18:24	69023
Phenanthrene	NELAP	0.00010		ND	mg/L	1	06/17/2011 18:24	69023
Pyrene	NELAP	0.00010		ND	mg/L	1	06/17/2011 18:24	69023
Total PNAs except Naphthalene		0.00013		ND	mg/L	1	06/17/2011 18:24	69023
Surr: 2-Fluorobiphenyl		34.3-105		63.0	%REC	1	06/17/2011 18:24	69023
Surr: 2-Fluorophenol		19.9-55.7		45.0	%REC	1	06/17/2011 18:24	69023
Surr: Nitrobenzene-d5		36.4-127		87.2	%REC	1	06/17/2011 18:24	69023
Surr: Phenol-d5		8.95-38.5		33.5	%REC	1	06/17/2011 18:24	69023
Surr: p-Terphenyl-d14		6.05-133		63.2	%REC	1	06/17/2011 18:24	69023
SW-846 5030, 8260B, VOLATILE ORGANIC COMPOUNDS BY GC/MS								
Benzene	NELAP	2.0	J	0.6	µg/L	1	06/17/2011 13:10	69068
Ethylbenzene	NELAP	5.0		ND	µg/L	1	06/17/2011 13:10	69068
Toluene	NELAP	5.0		ND	µg/L	1	06/17/2011 13:10	69068
Xylenes, Total	NELAP	5.0		ND	µg/L	1	06/17/2011 13:10	69068
Surr: 1,2-Dichloroethane-d4		74.7-129		101.9	%REC	1	06/17/2011 13:10	69068
Surr: 4-Bromofluorobenzene		86-119		100.5	%REC	1	06/17/2011 13:10	69068
Surr: Dibromofluoromethane		81.7-123		101.8	%REC	1	06/17/2011 13:10	69068
Surr: Toluene-d8		84.3-114		94.6	%REC	1	06/17/2011 13:10	69068



Laboratory Results

<http://www.teklabinc.com/>

Client: PSC Industrial Outsourcing, LP

Work Order: 11060800

Client Project: A831-735002-012901-225/IP Champaign

Report Date: 22-Jun-11

Lab ID: 11060800-008

Client Sample ID: VMW-106R

Matrix: GROUNDWATER

Collection Date: 06/13/2011 16:50

Analyses	Certification	RL	Qual	Result	Units	DF	Date Analyzed	Batch
SW-846 9012A (TOTAL)								
Cyanide	NELAP	0.007		0.024	mg/L	1	06/20/2011 9:18	R150994
SW-846 3510C, 8270C SIMS, SEMI-VOLATILE ORGANIC COMPOUNDS BY GC/MS								
2-Methylnaphthalene	NELAP	0.00010		ND	mg/L	1	06/17/2011 20:18	69023
Acenaphthene	NELAP	0.00010		ND	mg/L	1	06/17/2011 20:18	69023
Acenaphthylene	NELAP	0.00010		ND	mg/L	1	06/17/2011 20:18	69023
Anthracene	NELAP	0.00010		ND	mg/L	1	06/17/2011 20:18	69023
Benzo(a)anthracene	NELAP	0.00010		ND	mg/L	1	06/17/2011 20:18	69023
Benzo(a)pyrene	NELAP	0.00010		ND	mg/L	1	06/17/2011 20:18	69023
Benzo(b)fluoranthene	NELAP	0.00010		ND	mg/L	1	06/17/2011 20:18	69023
Benzo(g,h,i)perylene	NELAP	0.00010		ND	mg/L	1	06/17/2011 20:18	69023
Benzo(k)fluoranthene	NELAP	0.00010		ND	mg/L	1	06/17/2011 20:18	69023
Chrysene	NELAP	0.00010		ND	mg/L	1	06/17/2011 20:18	69023
Dibenzo(a,h)anthracene	NELAP	0.00010		ND	mg/L	1	06/17/2011 20:18	69023
Fluoranthene	NELAP	0.00010		ND	mg/L	1	06/17/2011 20:18	69023
Fluorene	NELAP	0.00010		ND	mg/L	1	06/17/2011 20:18	69023
Indeno(1,2,3-cd)pyrene	NELAP	0.00010		ND	mg/L	1	06/17/2011 20:18	69023
Naphthalene	NELAP	0.00010		ND	mg/L	1	06/17/2011 20:18	69023
Phenanthrene	NELAP	0.00010		ND	mg/L	1	06/17/2011 20:18	69023
Pyrene	NELAP	0.00010		ND	mg/L	1	06/17/2011 20:18	69023
Total PNAs except Naphthalene		0.00013		ND	mg/L	1	06/17/2011 20:18	69023
Surr: 2-Fluorobiphenyl		34.3-105		62.8	%REC	1	06/17/2011 20:18	69023
Surr: 2-Fluorophenol		19.9-55.7		37.0	%REC	1	06/17/2011 20:18	69023
Surr: Nitrobenzene-d5		36.4-127		92.6	%REC	1	06/17/2011 20:18	69023
Surr: Phenol-d5		8.95-38.5		28.2	%REC	1	06/17/2011 20:18	69023
Surr: p-Terphenyl-d14		6.05-133		53.0	%REC	1	06/17/2011 20:18	69023
SW-846 5030, 8260B, VOLATILE ORGANIC COMPOUNDS BY GC/MS								
Benzene	NELAP	2.0		ND	µg/L	1	06/17/2011 14:31	69068
Ethylbenzene	NELAP	5.0		ND	µg/L	1	06/17/2011 14:31	69068
Toluene	NELAP	5.0		ND	µg/L	1	06/17/2011 14:31	69068
Xylenes, Total	NELAP	5.0		ND	µg/L	1	06/17/2011 14:31	69068
Surr: 1,2-Dichloroethane-d4		74.7-129		102.5	%REC	1	06/17/2011 14:31	69068
Surr: 4-Bromofluorobenzene		86-119		100.3	%REC	1	06/17/2011 14:31	69068
Surr: Dibromofluoromethane		81.7-123		100.7	%REC	1	06/17/2011 14:31	69068
Surr: Toluene-d8		84.3-114		97.0	%REC	1	06/17/2011 14:31	69068



Laboratory Results

<http://www.teklabinc.com/>

Client: PSC Industrial Outsourcing, LP

Work Order: 11060800

Client Project: A831-735002-012901-225/IP Champaign

Report Date: 22-Jun-11

Lab ID: 11060800-009

Client Sample ID: VMW-105

Matrix: GROUNDWATER

Collection Date: 06/14/2011 8:40

Analyses	Certification	RL	Qual	Result	Units	DF	Date Analyzed	Batch
SW-846 9012A (TOTAL)								
Cyanide	NELAP	0.035		0.091	mg/L	5	06/20/2011 9:18	R150994
SW-846 3510C, 8270C SIMS, SEMI-VOLATILE ORGANIC COMPOUNDS BY GC/MS								
2-Methylnaphthalene	NELAP	0.00010		ND	mg/L	1	06/21/2011 15:02	69023
Acenaphthene	NELAP	0.00010		ND	mg/L	1	06/21/2011 15:02	69023
Acenaphthylene	NELAP	0.00010		ND	mg/L	1	06/21/2011 15:02	69023
Anthracene	NELAP	0.00010		ND	mg/L	1	06/21/2011 15:02	69023
Benzo(a)anthracene	NELAP	0.00010		ND	mg/L	1	06/21/2011 15:02	69023
Benzo(a)pyrene	NELAP	0.00010		ND	mg/L	1	06/21/2011 15:02	69023
Benzo(b)fluoranthene	NELAP	0.00010		ND	mg/L	1	06/21/2011 15:02	69023
Benzo(g,h,i)perylene	NELAP	0.00010		ND	mg/L	1	06/21/2011 15:02	69023
Benzo(k)fluoranthene	NELAP	0.00010		ND	mg/L	1	06/21/2011 15:02	69023
Chrysene	NELAP	0.00010		ND	mg/L	1	06/21/2011 15:02	69023
Dibenzo(a,h)anthracene	NELAP	0.00010		ND	mg/L	1	06/21/2011 15:02	69023
Fluoranthene	NELAP	0.00010		ND	mg/L	1	06/21/2011 15:02	69023
Fluorene	NELAP	0.00010		ND	mg/L	1	06/21/2011 15:02	69023
Indeno(1,2,3-cd)pyrene	NELAP	0.00010		ND	mg/L	1	06/21/2011 15:02	69023
Naphthalene	NELAP	0.00010		ND	mg/L	1	06/21/2011 15:02	69023
Phenanthrene	NELAP	0.00010		ND	mg/L	1	06/21/2011 15:02	69023
Pyrene	NELAP	0.00010		ND	mg/L	1	06/21/2011 15:02	69023
Total PNAs except Naphthalene		0.00013		ND	mg/L	1	06/21/2011 15:02	69023
Surr: 2-Fluorobiphenyl		34.3-105		86.4	%REC	1	06/21/2011 15:02	69023
Surr: 2-Fluorophenol		19.9-55.7		35.7	%REC	1	06/21/2011 15:02	69023
Surr: Nitrobenzene-d5		36.4-127		75.2	%REC	1	06/21/2011 15:02	69023
Surr: Phenol-d5		8.95-38.5		19.1	%REC	1	06/21/2011 15:02	69023
Surr: p-Terphenyl-d14		6.05-133		74.2	%REC	1	06/21/2011 15:02	69023
SW-846 5030, 8260B, VOLATILE ORGANIC COMPOUNDS BY GC/MS								
Benzene	NELAP	2.0		ND	µg/L	1	06/17/2011 14:58	69068
Ethylbenzene	NELAP	5.0		ND	µg/L	1	06/17/2011 14:58	69068
Toluene	NELAP	5.0		ND	µg/L	1	06/17/2011 14:58	69068
Xylenes, Total	NELAP	5.0		ND	µg/L	1	06/17/2011 14:58	69068
Surr: 1,2-Dichloroethane-d4		74.7-129		103.4	%REC	1	06/17/2011 14:58	69068
Surr: 4-Bromofluorobenzene		86-119		100.6	%REC	1	06/17/2011 14:58	69068
Surr: Dibromofluoromethane		81.7-123		103.6	%REC	1	06/17/2011 14:58	69068
Surr: Toluene-d8		84.3-114		98.1	%REC	1	06/17/2011 14:58	69068



Laboratory Results

<http://www.teklabinc.com/>

Client: PSC Industrial Outsourcing, LP

Work Order: 11060800

Client Project: A831-735002-012901-225/IP Champaign

Report Date: 22-Jun-11

Lab ID: 11060800-010

Client Sample ID: VMW-117

Matrix: GROUNDWATER

Collection Date: 06/14/2011 8:55

Analyses	Certification	RL	Qual	Result	Units	DF	Date Analyzed	Batch
SW-846 9012A (TOTAL)								
Cyanide	NELAP	0.007		< 0.007	mg/L	1	06/20/2011 9:18	R150994
SW-846 3510C, 8270C SIMS, SEMI-VOLATILE ORGANIC COMPOUNDS BY GC/MS								
2-Methylnaphthalene	NELAP	0.00010		ND	mg/L	1	06/17/2011 21:35	69023
Acenaphthene	NELAP	0.00010		ND	mg/L	1	06/17/2011 21:35	69023
Acenaphthylene	NELAP	0.00010		ND	mg/L	1	06/17/2011 21:35	69023
Anthracene	NELAP	0.00010		ND	mg/L	1	06/17/2011 21:35	69023
Benzo(a)anthracene	NELAP	0.00010		ND	mg/L	1	06/17/2011 21:35	69023
Benzo(a)pyrene	NELAP	0.00010		ND	mg/L	1	06/17/2011 21:35	69023
Benzo(b)fluoranthene	NELAP	0.00010		ND	mg/L	1	06/17/2011 21:35	69023
Benzo(g,h,i)perylene	NELAP	0.00010		ND	mg/L	1	06/17/2011 21:35	69023
Benzo(k)fluoranthene	NELAP	0.00010		ND	mg/L	1	06/17/2011 21:35	69023
Chrysene	NELAP	0.00010		ND	mg/L	1	06/17/2011 21:35	69023
Dibenzo(a,h)anthracene	NELAP	0.00010		ND	mg/L	1	06/17/2011 21:35	69023
Fluoranthene	NELAP	0.00010		ND	mg/L	1	06/17/2011 21:35	69023
Fluorene	NELAP	0.00010		ND	mg/L	1	06/17/2011 21:35	69023
Indeno(1,2,3-cd)pyrene	NELAP	0.00010		ND	mg/L	1	06/17/2011 21:35	69023
Naphthalene	NELAP	0.00010		ND	mg/L	1	06/17/2011 21:35	69023
Phenanthrene	NELAP	0.00010		ND	mg/L	1	06/17/2011 21:35	69023
Pyrene	NELAP	0.00010		ND	mg/L	1	06/17/2011 21:35	69023
Total PNAs except Naphthalene		0.00013		ND	mg/L	1	06/17/2011 21:35	69023
Surr: 2-Fluorobiphenyl		34.3-105		61.6	%REC	1	06/17/2011 21:35	69023
Surr: 2-Fluorophenol		19.9-55.7		43.1	%REC	1	06/17/2011 21:35	69023
Surr: Nitrobenzene-d5		36.4-127		90.0	%REC	1	06/17/2011 21:35	69023
Surr: Phenol-d5		8.95-38.5		29.0	%REC	1	06/17/2011 21:35	69023
Surr: p-Terphenyl-d14		6.05-133		62.8	%REC	1	06/17/2011 21:35	69023
SW-846 5030, 8260B, VOLATILE ORGANIC COMPOUNDS BY GC/MS								
Benzene	NELAP	2.0		ND	µg/L	1	06/17/2011 15:24	69068
Ethylbenzene	NELAP	5.0		ND	µg/L	1	06/17/2011 15:24	69068
Toluene	NELAP	5.0		ND	µg/L	1	06/17/2011 15:24	69068
Xylenes, Total	NELAP	5.0		ND	µg/L	1	06/17/2011 15:24	69068
Surr: 1,2-Dichloroethane-d4		74.7-129		101.5	%REC	1	06/17/2011 15:24	69068
Surr: 4-Bromofluorobenzene		86-119		99.6	%REC	1	06/17/2011 15:24	69068
Surr: Dibromofluoromethane		81.7-123		100.8	%REC	1	06/17/2011 15:24	69068
Surr: Toluene-d8		84.3-114		97.2	%REC	1	06/17/2011 15:24	69068



Laboratory Results

<http://www.teklabinc.com/>

Client: PSC Industrial Outsourcing, LP

Work Order: 11060800

Client Project: A831-735002-012901-225/IP Champaign

Report Date: 22-Jun-11

Lab ID: 11060800-011

Client Sample ID: VMW-121

Matrix: GROUNDWATER

Collection Date: 06/14/2011 9:20

Analyses	Certification	RL	Qual	Result	Units	DF	Date Analyzed	Batch
SW-846 9012A (TOTAL)								
Cyanide	NELAP	0.035		0.130	mg/L	5	06/20/2011 9:18	R150994
SW-846 3510C, 8270C SIMS, SEMI-VOLATILE ORGANIC COMPOUNDS BY GC/MS								
2-Methylnaphthalene	NELAP	0.00010		ND	mg/L	1	06/21/2011 16:15	69023
Acenaphthene	NELAP	0.00010		ND	mg/L	1	06/21/2011 16:15	69023
Acenaphthylene	NELAP	0.00010		ND	mg/L	1	06/21/2011 16:15	69023
Anthracene	NELAP	0.00010		ND	mg/L	1	06/21/2011 16:15	69023
Benzo(a)anthracene	NELAP	0.00010		ND	mg/L	1	06/21/2011 16:15	69023
Benzo(a)pyrene	NELAP	0.00010		ND	mg/L	1	06/21/2011 16:15	69023
Benzo(b)fluoranthene	NELAP	0.00010		ND	mg/L	1	06/21/2011 16:15	69023
Benzo(g,h,i)perylene	NELAP	0.00010		ND	mg/L	1	06/21/2011 16:15	69023
Benzo(k)fluoranthene	NELAP	0.00010		ND	mg/L	1	06/21/2011 16:15	69023
Chrysene	NELAP	0.00010		ND	mg/L	1	06/21/2011 16:15	69023
Dibenzo(a,h)anthracene	NELAP	0.00010		ND	mg/L	1	06/21/2011 16:15	69023
Fluoranthene	NELAP	0.00010		ND	mg/L	1	06/21/2011 16:15	69023
Fluorene	NELAP	0.00010		ND	mg/L	1	06/21/2011 16:15	69023
Indeno(1,2,3-cd)pyrene	NELAP	0.00010		ND	mg/L	1	06/21/2011 16:15	69023
Naphthalene	NELAP	0.00010		ND	mg/L	1	06/21/2011 16:15	69023
Phenanthrene	NELAP	0.00010		ND	mg/L	1	06/21/2011 16:15	69023
Pyrene	NELAP	0.00010		ND	mg/L	1	06/21/2011 16:15	69023
Total PNAs except Naphthalene		0.00013		ND	mg/L	1	06/21/2011 16:15	69023
Surr: 2-Fluorobiphenyl		34.3-105		58.8	%REC	1	06/21/2011 16:15	69023
Surr: 2-Fluorophenol		19.9-55.7		36.4	%REC	1	06/21/2011 16:15	69023
Surr: Nitrobenzene-d5		36.4-127		61.0	%REC	1	06/21/2011 16:15	69023
Surr: Phenol-d5		8.95-38.5		23.3	%REC	1	06/21/2011 16:15	69023
Surr: p-Terphenyl-d14		6.05-133		59.2	%REC	1	06/21/2011 16:15	69023
SW-846 5030, 8260B, VOLATILE ORGANIC COMPOUNDS BY GC/MS								
Benzene	NELAP	2.0		ND	µg/L	1	06/17/2011 15:51	69068
Ethylbenzene	NELAP	5.0		ND	µg/L	1	06/17/2011 15:51	69068
Toluene	NELAP	5.0		ND	µg/L	1	06/17/2011 15:51	69068
Xylenes, Total	NELAP	5.0		ND	µg/L	1	06/17/2011 15:51	69068
Surr: 1,2-Dichloroethane-d4		74.7-129		101.6	%REC	1	06/17/2011 15:51	69068
Surr: 4-Bromofluorobenzene		86-119		104.2	%REC	1	06/17/2011 15:51	69068
Surr: Dibromofluoromethane		81.7-123		101.1	%REC	1	06/17/2011 15:51	69068
Surr: Toluene-d8		84.3-114		96.6	%REC	1	06/17/2011 15:51	69068



Laboratory Results

<http://www.teklabinc.com/>

Client: PSC Industrial Outsourcing, LP

Work Order: 11060800

Client Project: A831-735002-012901-225/IP Champaign

Report Date: 22-Jun-11

Lab ID: 11060800-012

Client Sample ID: VMW-302

Matrix: GROUNDWATER

Collection Date: 06/14/2011 10:00

Analyses	Certification	RL	Qual	Result	Units	DF	Date Analyzed	Batch
SW-846 9012A (TOTAL)								
Cyanide	NELAP	0.028		0.068	mg/L	4	06/20/2011 9:18	R150994
SW-846 3510C, 8270C SIMS, SEMI-VOLATILE ORGANIC COMPOUNDS BY GC/MS								
2-Methylnaphthalene	NELAP	0.00010		ND	mg/L	1	06/20/2011 17:59	69023
Acenaphthene	NELAP	0.00010		ND	mg/L	1	06/20/2011 17:59	69023
Acenaphthylene	NELAP	0.00010		0.00026	mg/L	1	06/20/2011 17:59	69023
Anthracene	NELAP	0.00010		ND	mg/L	1	06/20/2011 17:59	69023
Benzo(a)anthracene	NELAP	0.00010		ND	mg/L	1	06/20/2011 17:59	69023
Benzo(a)pyrene	NELAP	0.00010		ND	mg/L	1	06/20/2011 17:59	69023
Benzo(b)fluoranthene	NELAP	0.00010		ND	mg/L	1	06/20/2011 17:59	69023
Benzo(g,h,i)perylene	NELAP	0.00010		ND	mg/L	1	06/20/2011 17:59	69023
Benzo(k)fluoranthene	NELAP	0.00010		ND	mg/L	1	06/20/2011 17:59	69023
Chrysene	NELAP	0.00010		ND	mg/L	1	06/20/2011 17:59	69023
Dibenzo(a,h)anthracene	NELAP	0.00010		ND	mg/L	1	06/20/2011 17:59	69023
Fluoranthene	NELAP	0.00010		ND	mg/L	1	06/20/2011 17:59	69023
Fluorene	NELAP	0.00010		ND	mg/L	1	06/20/2011 17:59	69023
Indeno(1,2,3-cd)pyrene	NELAP	0.00010		ND	mg/L	1	06/20/2011 17:59	69023
Naphthalene	NELAP	0.0100		1.33	mg/L	100	06/21/2011 16:51	69023
Phenanthrene	NELAP	0.00010		ND	mg/L	1	06/20/2011 17:59	69023
Pyrene	NELAP	0.00010		ND	mg/L	1	06/20/2011 17:59	69023
Total PNAs except Naphthalene		0.00013		0.00026	mg/L	1	06/20/2011 17:59	69023
Surr: 2-Fluorobiphenyl		34.3-105		83.8	%REC	1	06/20/2011 17:59	69023
Surr: 2-Fluorophenol		19.9-55.7		33.2	%REC	1	06/20/2011 17:59	69023
Surr: Nitrobenzene-d5		36.4-127		75.2	%REC	1	06/20/2011 17:59	69023
Surr: Phenol-d5		8.95-38.5		23.2	%REC	1	06/20/2011 17:59	69023
Surr: p-Terphenyl-d14		6.05-133		86.4	%REC	1	06/20/2011 17:59	69023
SW-846 5030, 8260B, VOLATILE ORGANIC COMPOUNDS BY GC/MS								
Benzene	NELAP	20.0		253	µg/L	10	06/17/2011 16:18	69068
Ethylbenzene	NELAP	50.0		411	µg/L	10	06/17/2011 16:18	69068
Toluene	NELAP	50.0		ND	µg/L	10	06/17/2011 16:18	69068
Xylenes, Total	NELAP	50.0		180	µg/L	10	06/17/2011 16:18	69068
Surr: 1,2-Dichloroethane-d4		74.7-129		102.6	%REC	10	06/17/2011 16:18	69068
Surr: 4-Bromofluorobenzene		86-119		100.5	%REC	10	06/17/2011 16:18	69068
Surr: Dibromofluoromethane		81.7-123		102.4	%REC	10	06/17/2011 16:18	69068
Surr: Toluene-d8		84.3-114		97.5	%REC	10	06/17/2011 16:18	69068

Elevated reporting limit due to high levels of target and/or non-target analytes.



Laboratory Results

<http://www.teklabinc.com/>

Client: PSC Industrial Outsourcing, LP

Work Order: 11060800

Client Project: A831-735002-012901-225/IP Champaign

Report Date: 22-Jun-11

Lab ID: 11060800-013

Client Sample ID: VMW-108

Matrix: GROUNDWATER

Collection Date: 06/14/2011 10:40

Analyses	Certification	RL	Qual	Result	Units	DF	Date Analyzed	Batch
SW-846 9012A (TOTAL)								
Cyanide	NELAP	0.007		0.031	mg/L	1	06/20/2011 9:18	R150994
SW-846 3510C, 8270C SIMS, SEMI-VOLATILE ORGANIC COMPOUNDS BY GC/MS								
2-Methylnaphthalene	NELAP	0.00010		ND	mg/L	1	06/20/2011 18:36	69023
Acenaphthene	NELAP	0.00010		ND	mg/L	1	06/20/2011 18:36	69023
Acenaphthylene	NELAP	0.00010		ND	mg/L	1	06/20/2011 18:36	69023
Anthracene	NELAP	0.00010		ND	mg/L	1	06/20/2011 18:36	69023
Benzo(a)anthracene	NELAP	0.00010		ND	mg/L	1	06/20/2011 18:36	69023
Benzo(a)pyrene	NELAP	0.00010		ND	mg/L	1	06/20/2011 18:36	69023
Benzo(b)fluoranthene	NELAP	0.00010		ND	mg/L	1	06/20/2011 18:36	69023
Benzo(g,h,i)perylene	NELAP	0.00010		ND	mg/L	1	06/20/2011 18:36	69023
Benzo(k)fluoranthene	NELAP	0.00010		ND	mg/L	1	06/20/2011 18:36	69023
Chrysene	NELAP	0.00010		ND	mg/L	1	06/20/2011 18:36	69023
Dibenzo(a,h)anthracene	NELAP	0.00010		ND	mg/L	1	06/20/2011 18:36	69023
Fluoranthene	NELAP	0.00010		ND	mg/L	1	06/20/2011 18:36	69023
Fluorene	NELAP	0.00010		ND	mg/L	1	06/20/2011 18:36	69023
Indeno(1,2,3-cd)pyrene	NELAP	0.00010		ND	mg/L	1	06/20/2011 18:36	69023
Naphthalene	NELAP	0.00010		0.00027	mg/L	1	06/20/2011 18:36	69023
Phenanthrene	NELAP	0.00010		ND	mg/L	1	06/20/2011 18:36	69023
Pyrene	NELAP	0.00010		ND	mg/L	1	06/20/2011 18:36	69023
Total PNAs except Naphthalene		0.00013		ND	mg/L	1	06/20/2011 18:36	69023
Surr: 2-Fluorobiphenyl		34.3-105		77.2	%REC	1	06/20/2011 18:36	69023
Surr: 2-Fluorophenol		19.9-55.7		36.3	%REC	1	06/20/2011 18:36	69023
Surr: Nitrobenzene-d5		36.4-127		66.6	%REC	1	06/20/2011 18:36	69023
Surr: Phenol-d5		8.95-38.5		22.3	%REC	1	06/20/2011 18:36	69023
Surr: p-Terphenyl-d14		6.05-133		77.2	%REC	1	06/20/2011 18:36	69023
SW-846 5030, 8260B, VOLATILE ORGANIC COMPOUNDS BY GC/MS								
Benzene	NELAP	2.0		ND	µg/L	1	06/17/2011 16:45	69068
Ethylbenzene	NELAP	5.0		ND	µg/L	1	06/17/2011 16:45	69068
Toluene	NELAP	5.0		ND	µg/L	1	06/17/2011 16:45	69068
Xylenes, Total	NELAP	5.0		ND	µg/L	1	06/17/2011 16:45	69068
Surr: 1,2-Dichloroethane-d4		74.7-129		105.0	%REC	1	06/17/2011 16:45	69068
Surr: 4-Bromofluorobenzene		86-119		99.2	%REC	1	06/17/2011 16:45	69068
Surr: Dibromofluoromethane		81.7-123		103.8	%REC	1	06/17/2011 16:45	69068
Surr: Toluene-d8		84.3-114		97.4	%REC	1	06/17/2011 16:45	69068



Laboratory Results

<http://www.teklabinc.com/>

Client: PSC Industrial Outsourcing, LP

Work Order: 11060800

Client Project: A831-735002-012901-225/IP Champaign

Report Date: 22-Jun-11

Lab ID: 11060800-014

Client Sample ID: VMW-303

Matrix: GROUNDWATER

Collection Date: 06/14/2011 11:15

Analyses	Certification	RL	Qual	Result	Units	DF	Date Analyzed	Batch
SW-846 9012A (TOTAL)								
Cyanide	NELAP	0.008		< 0.008	mg/L	1	06/20/2011 9:18	R150994
SW-846 3510C, 8270C SIMS, SEMI-VOLATILE ORGANIC COMPOUNDS BY GC/MS								
2-Methylnaphthalene	NELAP	0.00010		ND	mg/L	1	06/20/2011 19:13	69023
Acenaphthene	NELAP	0.00010		ND	mg/L	1	06/20/2011 19:13	69023
Acenaphthylene	NELAP	0.00010		ND	mg/L	1	06/20/2011 19:13	69023
Anthracene	NELAP	0.00010		ND	mg/L	1	06/20/2011 19:13	69023
Benzo(a)anthracene	NELAP	0.00010		ND	mg/L	1	06/20/2011 19:13	69023
Benzo(a)pyrene	NELAP	0.00010		ND	mg/L	1	06/20/2011 19:13	69023
Benzo(b)fluoranthene	NELAP	0.00010		ND	mg/L	1	06/20/2011 19:13	69023
Benzo(g,h,i)perylene	NELAP	0.00010		ND	mg/L	1	06/20/2011 19:13	69023
Benzo(k)fluoranthene	NELAP	0.00010		ND	mg/L	1	06/20/2011 19:13	69023
Chrysene	NELAP	0.00010		ND	mg/L	1	06/20/2011 19:13	69023
Dibenzo(a,h)anthracene	NELAP	0.00010		ND	mg/L	1	06/20/2011 19:13	69023
Fluoranthene	NELAP	0.00010		ND	mg/L	1	06/20/2011 19:13	69023
Fluorene	NELAP	0.00010		ND	mg/L	1	06/20/2011 19:13	69023
Indeno(1,2,3-cd)pyrene	NELAP	0.00010		ND	mg/L	1	06/20/2011 19:13	69023
Naphthalene	NELAP	0.00010		0.00016	mg/L	1	06/20/2011 19:13	69023
Phenanthrene	NELAP	0.00010		ND	mg/L	1	06/20/2011 19:13	69023
Pyrene	NELAP	0.00010		ND	mg/L	1	06/20/2011 19:13	69023
Total PNAs except Naphthalene		0.00013		ND	mg/L	1	06/20/2011 19:13	69023
Surr: 2-Fluorobiphenyl		34.3-105		80.0	%REC	1	06/20/2011 19:13	69023
Surr: 2-Fluorophenol		19.9-55.7		38.4	%REC	1	06/20/2011 19:13	69023
Surr: Nitrobenzene-d5		36.4-127		68.2	%REC	1	06/20/2011 19:13	69023
Surr: Phenol-d5		8.95-38.5		24.3	%REC	1	06/20/2011 19:13	69023
Surr: p-Terphenyl-d14		6.05-133		78.8	%REC	1	06/20/2011 19:13	69023
SW-846 5030, 8260B, VOLATILE ORGANIC COMPOUNDS BY GC/MS								
Benzene	NELAP	2.0		ND	µg/L	1	06/17/2011 17:12	69068
Ethylbenzene	NELAP	5.0		ND	µg/L	1	06/17/2011 17:12	69068
Toluene	NELAP	5.0		ND	µg/L	1	06/17/2011 17:12	69068
Xylenes, Total	NELAP	5.0		ND	µg/L	1	06/17/2011 17:12	69068
Surr: 1,2-Dichloroethane-d4		74.7-129		101.6	%REC	1	06/17/2011 17:12	69068
Surr: 4-Bromofluorobenzene		86-119		100.2	%REC	1	06/17/2011 17:12	69068
Surr: Dibromofluoromethane		81.7-123		101.6	%REC	1	06/17/2011 17:12	69068
Surr: Toluene-d8		84.3-114		96.3	%REC	1	06/17/2011 17:12	69068



Laboratory Results

<http://www.teklabinc.com/>

Client: PSC Industrial Outsourcing, LP

Work Order: 11060800

Client Project: A831-735002-012901-225/IP Champaign

Report Date: 22-Jun-11

Lab ID: 11060800-015

Client Sample ID: VMW-120

Matrix: GROUNDWATER

Collection Date: 06/14/2011 13:35

Analyses	Certification	RL	Qual	Result	Units	DF	Date Analyzed	Batch
SW-846 9012A (TOTAL)								
Cyanide	NELAP	0.007		< 0.007	mg/L	1	06/20/2011 9:18	R150994
SW-846 3510C, 8270C SIMS, SEMI-VOLATILE ORGANIC COMPOUNDS BY GC/MS								
2-Methylnaphthalene	NELAP	0.00010		ND	mg/L	1	06/20/2011 19:50	69023
Acenaphthene	NELAP	0.00010		ND	mg/L	1	06/20/2011 19:50	69023
Acenaphthylene	NELAP	0.00010		ND	mg/L	1	06/20/2011 19:50	69023
Anthracene	NELAP	0.00010		ND	mg/L	1	06/20/2011 19:50	69023
Benzo(a)anthracene	NELAP	0.00010		ND	mg/L	1	06/20/2011 19:50	69023
Benzo(a)pyrene	NELAP	0.00010		ND	mg/L	1	06/20/2011 19:50	69023
Benzo(b)fluoranthene	NELAP	0.00010		ND	mg/L	1	06/20/2011 19:50	69023
Benzo(g,h,i)perylene	NELAP	0.00010		ND	mg/L	1	06/20/2011 19:50	69023
Benzo(k)fluoranthene	NELAP	0.00010		ND	mg/L	1	06/20/2011 19:50	69023
Chrysene	NELAP	0.00010		ND	mg/L	1	06/20/2011 19:50	69023
Dibenzo(a,h)anthracene	NELAP	0.00010		ND	mg/L	1	06/20/2011 19:50	69023
Fluoranthene	NELAP	0.00010		ND	mg/L	1	06/20/2011 19:50	69023
Fluorene	NELAP	0.00010		ND	mg/L	1	06/20/2011 19:50	69023
Indeno(1,2,3-cd)pyrene	NELAP	0.00010		ND	mg/L	1	06/20/2011 19:50	69023
Naphthalene	NELAP	0.00010		0.00012	mg/L	1	06/20/2011 19:50	69023
Phenanthrene	NELAP	0.00010		ND	mg/L	1	06/20/2011 19:50	69023
Pyrene	NELAP	0.00010		ND	mg/L	1	06/20/2011 19:50	69023
Total PNAs except Naphthalene		0.00013		ND	mg/L	1	06/20/2011 19:50	69023
Surr: 2-Fluorobiphenyl		34.3-105		71.2	%REC	1	06/20/2011 19:50	69023
Surr: 2-Fluorophenol		19.9-55.7		35.5	%REC	1	06/20/2011 19:50	69023
Surr: Nitrobenzene-d5		36.4-127		67.4	%REC	1	06/20/2011 19:50	69023
Surr: Phenol-d5		8.95-38.5		22.7	%REC	1	06/20/2011 19:50	69023
Surr: p-Terphenyl-d14		6.05-133		78.4	%REC	1	06/20/2011 19:50	69023
SW-846 5030, 8260B, VOLATILE ORGANIC COMPOUNDS BY GC/MS								
Benzene	NELAP	2.0		ND	µg/L	1	06/17/2011 17:39	69068
Ethylbenzene	NELAP	5.0		ND	µg/L	1	06/17/2011 17:39	69068
Toluene	NELAP	5.0		ND	µg/L	1	06/17/2011 17:39	69068
Xylenes, Total	NELAP	5.0		ND	µg/L	1	06/17/2011 17:39	69068
Surr: 1,2-Dichloroethane-d4		74.7-129		103.8	%REC	1	06/17/2011 17:39	69068
Surr: 4-Bromofluorobenzene		86-119		101.6	%REC	1	06/17/2011 17:39	69068
Surr: Dibromofluoromethane		81.7-123		103.2	%REC	1	06/17/2011 17:39	69068
Surr: Toluene-d8		84.3-114		97.6	%REC	1	06/17/2011 17:39	69068



Laboratory Results

<http://www.teklabinc.com/>

Client: PSC Industrial Outsourcing, LP

Work Order: 11060800

Client Project: A831-735002-012901-225/IP Champaign

Report Date: 22-Jun-11

Lab ID: 11060800-016

Client Sample ID: VMW-119

Matrix: GROUNDWATER

Collection Date: 06/14/2011 14:25

Analyses	Certification	RL	Qual	Result	Units	DF	Date Analyzed	Batch
SW-846 9012A (TOTAL)								
Cyanide	NELAP	0.007		0.026	mg/L	1	06/20/2011 9:18	R150994
SW-846 3510C, 8270C SIMS, SEMI-VOLATILE ORGANIC COMPOUNDS BY GC/MS								
2-Methylnaphthalene	NELAP	0.00010		ND	mg/L	1	06/20/2011 20:26	69023
Acenaphthene	NELAP	0.00010		ND	mg/L	1	06/20/2011 20:26	69023
Acenaphthylene	NELAP	0.00010		ND	mg/L	1	06/20/2011 20:26	69023
Anthracene	NELAP	0.00010		ND	mg/L	1	06/20/2011 20:26	69023
Benzo(a)anthracene	NELAP	0.00010		ND	mg/L	1	06/20/2011 20:26	69023
Benzo(a)pyrene	NELAP	0.00010		ND	mg/L	1	06/20/2011 20:26	69023
Benzo(b)fluoranthene	NELAP	0.00010		ND	mg/L	1	06/20/2011 20:26	69023
Benzo(g,h,i)perylene	NELAP	0.00010		ND	mg/L	1	06/20/2011 20:26	69023
Benzo(k)fluoranthene	NELAP	0.00010		ND	mg/L	1	06/20/2011 20:26	69023
Chrysene	NELAP	0.00010		ND	mg/L	1	06/20/2011 20:26	69023
Dibenzo(a,h)anthracene	NELAP	0.00010		ND	mg/L	1	06/20/2011 20:26	69023
Fluoranthene	NELAP	0.00010		ND	mg/L	1	06/20/2011 20:26	69023
Fluorene	NELAP	0.00010		ND	mg/L	1	06/20/2011 20:26	69023
Indeno(1,2,3-cd)pyrene	NELAP	0.00010		ND	mg/L	1	06/20/2011 20:26	69023
Naphthalene	NELAP	0.00010		0.00039	mg/L	1	06/20/2011 20:26	69023
Phenanthrene	NELAP	0.00010		ND	mg/L	1	06/20/2011 20:26	69023
Pyrene	NELAP	0.00010		ND	mg/L	1	06/20/2011 20:26	69023
Total PNAs except Naphthalene		0.00013		ND	mg/L	1	06/20/2011 20:26	69023
Surr: 2-Fluorobiphenyl		34.3-105		85.0	%REC	1	06/20/2011 20:26	69023
Surr: 2-Fluorophenol		19.9-55.7		35.8	%REC	1	06/20/2011 20:26	69023
Surr: Nitrobenzene-d5		36.4-127		73.2	%REC	1	06/20/2011 20:26	69023
Surr: Phenol-d5		8.95-38.5		21.1	%REC	1	06/20/2011 20:26	69023
Surr: p-Terphenyl-d14		6.05-133		81.8	%REC	1	06/20/2011 20:26	69023
SW-846 5030, 8260B, VOLATILE ORGANIC COMPOUNDS BY GC/MS								
Benzene	NELAP	2.0		ND	µg/L	1	06/17/2011 18:05	69068
Ethylbenzene	NELAP	5.0		ND	µg/L	1	06/17/2011 18:05	69068
Toluene	NELAP	5.0		ND	µg/L	1	06/17/2011 18:05	69068
Xylenes, Total	NELAP	5.0		ND	µg/L	1	06/17/2011 18:05	69068
Surr: 1,2-Dichloroethane-d4		74.7-129		106.1	%REC	1	06/17/2011 18:05	69068
Surr: 4-Bromofluorobenzene		86-119		102.2	%REC	1	06/17/2011 18:05	69068
Surr: Dibromofluoromethane		81.7-123		101.7	%REC	1	06/17/2011 18:05	69068
Surr: Toluene-d8		84.3-114		97.9	%REC	1	06/17/2011 18:05	69068



Laboratory Results

<http://www.teklabinc.com/>

Client: PSC Industrial Outsourcing, LP

Work Order: 11060800

Client Project: A831-735002-012901-225/IP Champaign

Report Date: 22-Jun-11

Lab ID: 11060800-017

Client Sample ID: VMW-111A

Matrix: GROUNDWATER

Collection Date: 06/14/2011 15:05

Analyses	Certification	RL	Qual	Result	Units	DF	Date Analyzed	Batch
SW-846 9012A (TOTAL)								
Cyanide	NELAP	0.007		< 0.007	mg/L	1	06/20/2011 9:18	R150994
SW-846 3510C, 8270C SIMS, SEMI-VOLATILE ORGANIC COMPOUNDS BY GC/MS								
2-Methylnaphthalene	NELAP	0.00010		ND	mg/L	1	06/20/2011 21:03	69023
Acenaphthene	NELAP	0.00010		ND	mg/L	1	06/20/2011 21:03	69023
Acenaphthylene	NELAP	0.00010		ND	mg/L	1	06/20/2011 21:03	69023
Anthracene	NELAP	0.00010		ND	mg/L	1	06/20/2011 21:03	69023
Benzo(a)anthracene	NELAP	0.00010		ND	mg/L	1	06/20/2011 21:03	69023
Benzo(a)pyrene	NELAP	0.00010		ND	mg/L	1	06/20/2011 21:03	69023
Benzo(b)fluoranthene	NELAP	0.00010		ND	mg/L	1	06/20/2011 21:03	69023
Benzo(g,h,i)perylene	NELAP	0.00010		ND	mg/L	1	06/20/2011 21:03	69023
Benzo(k)fluoranthene	NELAP	0.00010		ND	mg/L	1	06/20/2011 21:03	69023
Chrysene	NELAP	0.00010		ND	mg/L	1	06/20/2011 21:03	69023
Dibenzo(a,h)anthracene	NELAP	0.00010		ND	mg/L	1	06/20/2011 21:03	69023
Fluoranthene	NELAP	0.00010		ND	mg/L	1	06/20/2011 21:03	69023
Fluorene	NELAP	0.00010		ND	mg/L	1	06/20/2011 21:03	69023
Indeno(1,2,3-cd)pyrene	NELAP	0.00010		ND	mg/L	1	06/20/2011 21:03	69023
Naphthalene	NELAP	0.00010		ND	mg/L	1	06/20/2011 21:03	69023
Phenanthrene	NELAP	0.00010		ND	mg/L	1	06/20/2011 21:03	69023
Pyrene	NELAP	0.00010		ND	mg/L	1	06/20/2011 21:03	69023
Total PNAs except Naphthalene		0.00013		ND	mg/L	1	06/20/2011 21:03	69023
Surr: 2-Fluorobiphenyl		34.3-105		75.6	%REC	1	06/20/2011 21:03	69023
Surr: 2-Fluorophenol		19.9-55.7		33.9	%REC	1	06/20/2011 21:03	69023
Surr: Nitrobenzene-d5		36.4-127		68.4	%REC	1	06/20/2011 21:03	69023
Surr: Phenol-d5		8.95-38.5		20.2	%REC	1	06/20/2011 21:03	69023
Surr: p-Terphenyl-d14		6.05-133		82.2	%REC	1	06/20/2011 21:03	69023
SW-846 5030, 8260B, VOLATILE ORGANIC COMPOUNDS BY GC/MS								
Benzene	NELAP	2.0		ND	µg/L	1	06/17/2011 18:32	69068
Ethylbenzene	NELAP	5.0		ND	µg/L	1	06/17/2011 18:32	69068
Toluene	NELAP	5.0		ND	µg/L	1	06/17/2011 18:32	69068
Xylenes, Total	NELAP	5.0		ND	µg/L	1	06/17/2011 18:32	69068
Surr: 1,2-Dichloroethane-d4		74.7-129		104.7	%REC	1	06/17/2011 18:32	69068
Surr: 4-Bromofluorobenzene		86-119		99.9	%REC	1	06/17/2011 18:32	69068
Surr: Dibromofluoromethane		81.7-123		101.9	%REC	1	06/17/2011 18:32	69068
Surr: Toluene-d8		84.3-114		96.6	%REC	1	06/17/2011 18:32	69068



Laboratory Results

<http://www.teklabinc.com/>

Client: PSC Industrial Outsourcing, LP

Work Order: 11060800

Client Project: A831-735002-012901-225/IP Champaign

Report Date: 22-Jun-11

Lab ID: 11060800-018

Client Sample ID: VMW-123

Matrix: GROUNDWATER

Collection Date: 06/15/2011 10:00

Analyses	Certification	RL	Qual	Result	Units	DF	Date Analyzed	Batch
SW-846 9012A (TOTAL)								
Cyanide	NELAP	0.007		< 0.007	mg/L	1	06/20/2011 9:18	R150994
SW-846 3510C, 8270C SIMS, SEMI-VOLATILE ORGANIC COMPOUNDS BY GC/MS								
2-Methylnaphthalene	NELAP	0.00010		ND	mg/L	1	06/20/2011 21:39	69023
Acenaphthene	NELAP	0.00010		ND	mg/L	1	06/20/2011 21:39	69023
Acenaphthylene	NELAP	0.00010		ND	mg/L	1	06/20/2011 21:39	69023
Anthracene	NELAP	0.00010		ND	mg/L	1	06/20/2011 21:39	69023
Benzo(a)anthracene	NELAP	0.00010		ND	mg/L	1	06/20/2011 21:39	69023
Benzo(a)pyrene	NELAP	0.00010		ND	mg/L	1	06/20/2011 21:39	69023
Benzo(b)fluoranthene	NELAP	0.00010		ND	mg/L	1	06/20/2011 21:39	69023
Benzo(g,h,i)perylene	NELAP	0.00010		ND	mg/L	1	06/20/2011 21:39	69023
Benzo(k)fluoranthene	NELAP	0.00010		ND	mg/L	1	06/20/2011 21:39	69023
Chrysene	NELAP	0.00010		ND	mg/L	1	06/20/2011 21:39	69023
Dibenzo(a,h)anthracene	NELAP	0.00010		ND	mg/L	1	06/20/2011 21:39	69023
Fluoranthene	NELAP	0.00010		ND	mg/L	1	06/20/2011 21:39	69023
Fluorene	NELAP	0.00010		ND	mg/L	1	06/20/2011 21:39	69023
Indeno(1,2,3-cd)pyrene	NELAP	0.00010		ND	mg/L	1	06/20/2011 21:39	69023
Naphthalene	NELAP	0.00010		0.00010	mg/L	1	06/20/2011 21:39	69023
Phenanthrene	NELAP	0.00010		ND	mg/L	1	06/20/2011 21:39	69023
Pyrene	NELAP	0.00010		ND	mg/L	1	06/20/2011 21:39	69023
Total PNAs except Naphthalene		0.00013		ND	mg/L	1	06/20/2011 21:39	69023
Surr: 2-Fluorobiphenyl		34.3-105		78.0	%REC	1	06/20/2011 21:39	69023
Surr: 2-Fluorophenol		19.9-55.7		35.2	%REC	1	06/20/2011 21:39	69023
Surr: Nitrobenzene-d5		36.4-127		65.2	%REC	1	06/20/2011 21:39	69023
Surr: Phenol-d5		8.95-38.5		21.6	%REC	1	06/20/2011 21:39	69023
Surr: p-Terphenyl-d14		6.05-133		64.8	%REC	1	06/20/2011 21:39	69023
SW-846 5030, 8260B, VOLATILE ORGANIC COMPOUNDS BY GC/MS								
Benzene	NELAP	2.0		ND	µg/L	1	06/17/2011 18:59	69068
Ethylbenzene	NELAP	5.0		ND	µg/L	1	06/17/2011 18:59	69068
Toluene	NELAP	5.0		ND	µg/L	1	06/17/2011 18:59	69068
Xylenes, Total	NELAP	5.0		ND	µg/L	1	06/17/2011 18:59	69068
Surr: 1,2-Dichloroethane-d4		74.7-129		104.6	%REC	1	06/17/2011 18:59	69068
Surr: 4-Bromofluorobenzene		86-119		101.2	%REC	1	06/17/2011 18:59	69068
Surr: Dibromofluoromethane		81.7-123		102.9	%REC	1	06/17/2011 18:59	69068
Surr: Toluene-d8		84.3-114		97.0	%REC	1	06/17/2011 18:59	69068



Laboratory Results

<http://www.teklabinc.com/>

Client: PSC Industrial Outsourcing, LP

Work Order: 11060800

Client Project: A831-735002-012901-225/IP Champaign

Report Date: 22-Jun-11

Lab ID: 11060800-019

Client Sample ID: VMW-902

Matrix: GROUNDWATER

Collection Date: 06/14/2011 10:30

Analyses	Certification	RL	Qual	Result	Units	DF	Date Analyzed	Batch
SW-846 9012A (TOTAL)								
Cyanide	NELAP	0.028		0.127	mg/L	4	06/20/2011 9:18	R150994
SW-846 3510C, 8270C SIMS, SEMI-VOLATILE ORGANIC COMPOUNDS BY GC/MS								
2-Methylnaphthalene	NELAP	0.00010		ND	mg/L	1	06/20/2011 22:15	69023
Acenaphthene	NELAP	0.00010		ND	mg/L	1	06/20/2011 22:15	69023
Acenaphthylene	NELAP	0.00010		0.00034	mg/L	1	06/20/2011 22:15	69023
Anthracene	NELAP	0.00010		ND	mg/L	1	06/20/2011 22:15	69023
Benzo(a)anthracene	NELAP	0.00010		ND	mg/L	1	06/20/2011 22:15	69023
Benzo(a)pyrene	NELAP	0.00010		ND	mg/L	1	06/20/2011 22:15	69023
Benzo(b)fluoranthene	NELAP	0.00010		ND	mg/L	1	06/20/2011 22:15	69023
Benzo(g,h,i)perylene	NELAP	0.00010		ND	mg/L	1	06/20/2011 22:15	69023
Benzo(k)fluoranthene	NELAP	0.00010		ND	mg/L	1	06/20/2011 22:15	69023
Chrysene	NELAP	0.00010		ND	mg/L	1	06/20/2011 22:15	69023
Dibenzo(a,h)anthracene	NELAP	0.00010		ND	mg/L	1	06/20/2011 22:15	69023
Fluoranthene	NELAP	0.00010		ND	mg/L	1	06/20/2011 22:15	69023
Fluorene	NELAP	0.00010		ND	mg/L	1	06/20/2011 22:15	69023
Indeno(1,2,3-cd)pyrene	NELAP	0.00010		ND	mg/L	1	06/20/2011 22:15	69023
Naphthalene	NELAP	0.0100		1.63	mg/L	100	06/21/2011 17:27	69023
Phenanthrene	NELAP	0.00010		ND	mg/L	1	06/20/2011 22:15	69023
Pyrene	NELAP	0.00010		ND	mg/L	1	06/20/2011 22:15	69023
Total PNAs except Naphthalene		0.00013		0.00034	mg/L	1	06/20/2011 22:15	69023
Surr: 2-Fluorobiphenyl		34.3-105		74.8	%REC	1	06/20/2011 22:15	69023
Surr: 2-Fluorophenol		19.9-55.7		29.3	%REC	1	06/20/2011 22:15	69023
Surr: Nitrobenzene-d5		36.4-127		70.4	%REC	1	06/20/2011 22:15	69023
Surr: Phenol-d5		8.95-38.5		19.9	%REC	1	06/20/2011 22:15	69023
Surr: p-Terphenyl-d14		6.05-133		79.8	%REC	1	06/20/2011 22:15	69023
SW-846 5030, 8260B, VOLATILE ORGANIC COMPOUNDS BY GC/MS								
Benzene	NELAP	20.0		266	µg/L	10	06/17/2011 19:26	69068
Ethylbenzene	NELAP	50.0		551	µg/L	10	06/17/2011 19:26	69068
Toluene	NELAP	50.0		ND	µg/L	10	06/17/2011 19:26	69068
Xylenes, Total	NELAP	50.0		215	µg/L	10	06/17/2011 19:26	69068
Surr: 1,2-Dichloroethane-d4		74.7-129		105.0	%REC	10	06/17/2011 19:26	69068
Surr: 4-Bromofluorobenzene		86-119		100.9	%REC	10	06/17/2011 19:26	69068
Surr: Dibromofluoromethane		81.7-123		103.0	%REC	10	06/17/2011 19:26	69068
Surr: Toluene-d8		84.3-114		96.6	%REC	10	06/17/2011 19:26	69068

Elevated reporting limit due to high levels of target and/or non-target analytes.



Laboratory Results

<http://www.teklabinc.com/>

Client: PSC Industrial Outsourcing, LP

Work Order: 11060800

Client Project: A831-735002-012901-225/IP Champaign

Report Date: 22-Jun-11

Lab ID: 11060800-020

Client Sample ID: VMW-102

Matrix: GROUNDWATER

Collection Date: 06/15/2011 12:05

Analyses	Certification	RL	Qual	Result	Units	DF	Date Analyzed	Batch
SW-846 9012A (TOTAL)								
Cyanide	NELAP	0.008		< 0.008	mg/L	1	06/20/2011 9:18	R150994
SW-846 3510C, 8270C SIMS, SEMI-VOLATILE ORGANIC COMPOUNDS BY GC/MS								
2-Methylnaphthalene	NELAP	0.00010		ND	mg/L	1	06/21/2011 18:03	69049
Acenaphthene	NELAP	0.00010		ND	mg/L	1	06/21/2011 18:03	69049
Acenaphthylene	NELAP	0.00010		ND	mg/L	1	06/21/2011 18:03	69049
Anthracene	NELAP	0.00010		ND	mg/L	1	06/21/2011 18:03	69049
Benzo(a)anthracene	NELAP	0.00010		ND	mg/L	1	06/21/2011 18:03	69049
Benzo(a)pyrene	NELAP	0.00010		ND	mg/L	1	06/21/2011 18:03	69049
Benzo(b)fluoranthene	NELAP	0.00010		ND	mg/L	1	06/21/2011 18:03	69049
Benzo(g,h,i)perylene	NELAP	0.00010		ND	mg/L	1	06/21/2011 18:03	69049
Benzo(k)fluoranthene	NELAP	0.00010		ND	mg/L	1	06/21/2011 18:03	69049
Chrysene	NELAP	0.00010		ND	mg/L	1	06/21/2011 18:03	69049
Dibenzo(a,h)anthracene	NELAP	0.00010		ND	mg/L	1	06/21/2011 18:03	69049
Fluoranthene	NELAP	0.00010		ND	mg/L	1	06/21/2011 18:03	69049
Fluorene	NELAP	0.00010		ND	mg/L	1	06/21/2011 18:03	69049
Indeno(1,2,3-cd)pyrene	NELAP	0.00010		ND	mg/L	1	06/21/2011 18:03	69049
Naphthalene	NELAP	0.00010		ND	mg/L	1	06/21/2011 18:03	69049
Phenanthrene	NELAP	0.00010		ND	mg/L	1	06/21/2011 18:03	69049
Pyrene	NELAP	0.00010		ND	mg/L	1	06/21/2011 18:03	69049
Total PNAs except Naphthalene		0.00013		ND	mg/L	1	06/21/2011 18:03	69049
Surr: 2-Fluorobiphenyl		34.3-105		71.8	%REC	1	06/21/2011 18:03	69049
Surr: 2-Fluorophenol		19.9-55.7		48.3	%REC	1	06/21/2011 18:03	69049
Surr: Nitrobenzene-d5		36.4-127		76.6	%REC	1	06/21/2011 18:03	69049
Surr: Phenol-d5		8.95-38.5		30.5	%REC	1	06/21/2011 18:03	69049
Surr: p-Terphenyl-d14		6.05-133		79.4	%REC	1	06/21/2011 18:03	69049
SW-846 5030, 8260B, VOLATILE ORGANIC COMPOUNDS BY GC/MS								
Benzene	NELAP	2.0		ND	µg/L	1	06/17/2011 19:53	69068
Ethylbenzene	NELAP	5.0		ND	µg/L	1	06/17/2011 19:53	69068
Toluene	NELAP	5.0		ND	µg/L	1	06/17/2011 19:53	69068
Xylenes, Total	NELAP	5.0		ND	µg/L	1	06/17/2011 19:53	69068
Surr: 1,2-Dichloroethane-d4		74.7-129		105.7	%REC	1	06/17/2011 19:53	69068
Surr: 4-Bromofluorobenzene		86-119		100.9	%REC	1	06/17/2011 19:53	69068
Surr: Dibromofluoromethane		81.7-123		102.2	%REC	1	06/17/2011 19:53	69068
Surr: Toluene-d8		84.3-114		95.4	%REC	1	06/17/2011 19:53	69068



Laboratory Results

<http://www.teklabinc.com/>

Client: PSC Industrial Outsourcing, LP

Work Order: 11060800

Client Project: A831-735002-012901-225/IP Champaign

Report Date: 22-Jun-11

Lab ID: 11060800-021

Client Sample ID: VMW-118

Matrix: GROUNDWATER

Collection Date: 06/15/2011 15:25

Analyses	Certification	RL	Qual	Result	Units	DF	Date Analyzed	Batch
SW-846 9012A (TOTAL)								
Cyanide	NELAP	0.007		0.038	mg/L	1	06/20/2011 9:18	R150994
SW-846 3510C, 8270C SIMS, SEMI-VOLATILE ORGANIC COMPOUNDS BY GC/MS								
2-Methylnaphthalene	NELAP	0.00010		ND	mg/L	1	06/21/2011 18:39	69049
Acenaphthene	NELAP	0.00010		ND	mg/L	1	06/21/2011 18:39	69049
Acenaphthylene	NELAP	0.00010		ND	mg/L	1	06/21/2011 18:39	69049
Anthracene	NELAP	0.00010		ND	mg/L	1	06/21/2011 18:39	69049
Benzo(a)anthracene	NELAP	0.00010		ND	mg/L	1	06/21/2011 18:39	69049
Benzo(a)pyrene	NELAP	0.00010		ND	mg/L	1	06/21/2011 18:39	69049
Benzo(b)fluoranthene	NELAP	0.00010		ND	mg/L	1	06/21/2011 18:39	69049
Benzo(g,h,i)perylene	NELAP	0.00010		ND	mg/L	1	06/21/2011 18:39	69049
Benzo(k)fluoranthene	NELAP	0.00010		ND	mg/L	1	06/21/2011 18:39	69049
Chrysene	NELAP	0.00010		ND	mg/L	1	06/21/2011 18:39	69049
Dibenzo(a,h)anthracene	NELAP	0.00010		ND	mg/L	1	06/21/2011 18:39	69049
Fluoranthene	NELAP	0.00010		ND	mg/L	1	06/21/2011 18:39	69049
Fluorene	NELAP	0.00010		ND	mg/L	1	06/21/2011 18:39	69049
Indeno(1,2,3-cd)pyrene	NELAP	0.00010		ND	mg/L	1	06/21/2011 18:39	69049
Naphthalene	NELAP	0.00010		ND	mg/L	1	06/21/2011 18:39	69049
Phenanthrene	NELAP	0.00010		ND	mg/L	1	06/21/2011 18:39	69049
Pyrene	NELAP	0.00010		ND	mg/L	1	06/21/2011 18:39	69049
Total PNAs except Naphthalene		0.00013		ND	mg/L	1	06/21/2011 18:39	69049
Surr: 2-Fluorobiphenyl		34.3-105		70.4	%REC	1	06/21/2011 18:39	69049
Surr: 2-Fluorophenol		19.9-55.7		47.8	%REC	1	06/21/2011 18:39	69049
Surr: Nitrobenzene-d5		36.4-127		72.6	%REC	1	06/21/2011 18:39	69049
Surr: Phenol-d5		8.95-38.5		28.8	%REC	1	06/21/2011 18:39	69049
Surr: p-Terphenyl-d14		6.05-133		83.8	%REC	1	06/21/2011 18:39	69049
SW-846 5030, 8260B, VOLATILE ORGANIC COMPOUNDS BY GC/MS								
Benzene	NELAP	2.0		ND	µg/L	1	06/20/2011 14:05	69072
Ethylbenzene	NELAP	5.0		ND	µg/L	1	06/20/2011 14:05	69072
Toluene	NELAP	5.0		ND	µg/L	1	06/20/2011 14:05	69072
Xylenes, Total	NELAP	5.0		ND	µg/L	1	06/20/2011 14:05	69072
Surr: 1,2-Dichloroethane-d4		74.7-129		103.2	%REC	1	06/20/2011 14:05	69072
Surr: 4-Bromofluorobenzene		86-119		99.7	%REC	1	06/20/2011 14:05	69072
Surr: Dibromofluoromethane		81.7-123		102.8	%REC	1	06/20/2011 14:05	69072
Surr: Toluene-d8		84.3-114		96.6	%REC	1	06/20/2011 14:05	69072



Laboratory Results

<http://www.teklabinc.com/>

Client: PSC Industrial Outsourcing, LP

Work Order: 11060800

Client Project: A831-735002-012901-225/IP Champaign

Report Date: 22-Jun-11

Lab ID: 11060800-022

Client Sample ID: VMW-109

Matrix: GROUNDWATER

Collection Date: 06/15/2011 16:42

Analyses	Certification	RL	Qual	Result	Units	DF	Date Analyzed	Batch
SW-846 9012A (TOTAL)								
Cyanide	NELAP	0.007	J	0.006	mg/L	1	06/20/2011 9:18	R150994
SW-846 3510C, 8270C SIMS, SEMI-VOLATILE ORGANIC COMPOUNDS BY GC/MS								
2-Methylnaphthalene	NELAP	0.00010		ND	mg/L	1	06/21/2011 19:15	69049
Acenaphthene	NELAP	0.00010		ND	mg/L	1	06/21/2011 19:15	69049
Acenaphthylene	NELAP	0.00010		ND	mg/L	1	06/21/2011 19:15	69049
Anthracene	NELAP	0.00010		ND	mg/L	1	06/21/2011 19:15	69049
Benzo(a)anthracene	NELAP	0.00010		ND	mg/L	1	06/21/2011 19:15	69049
Benzo(a)pyrene	NELAP	0.00010		ND	mg/L	1	06/21/2011 19:15	69049
Benzo(b)fluoranthene	NELAP	0.00010		ND	mg/L	1	06/21/2011 19:15	69049
Benzo(g,h,i)perylene	NELAP	0.00010		ND	mg/L	1	06/21/2011 19:15	69049
Benzo(k)fluoranthene	NELAP	0.00010		ND	mg/L	1	06/21/2011 19:15	69049
Chrysene	NELAP	0.00010		ND	mg/L	1	06/21/2011 19:15	69049
Dibenzo(a,h)anthracene	NELAP	0.00010		ND	mg/L	1	06/21/2011 19:15	69049
Fluoranthene	NELAP	0.00010		ND	mg/L	1	06/21/2011 19:15	69049
Fluorene	NELAP	0.00010		ND	mg/L	1	06/21/2011 19:15	69049
Indeno(1,2,3-cd)pyrene	NELAP	0.00010		ND	mg/L	1	06/21/2011 19:15	69049
Naphthalene	NELAP	0.00010		ND	mg/L	1	06/21/2011 19:15	69049
Phenanthrene	NELAP	0.00010		ND	mg/L	1	06/21/2011 19:15	69049
Pyrene	NELAP	0.00010		ND	mg/L	1	06/21/2011 19:15	69049
Total PNAs except Naphthalene		0.00013		ND	mg/L	1	06/21/2011 19:15	69049
Surr: 2-Fluorobiphenyl		34.3-105		74.4	%REC	1	06/21/2011 19:15	69049
Surr: 2-Fluorophenol		19.9-55.7		52.2	%REC	1	06/21/2011 19:15	69049
Surr: Nitrobenzene-d5		36.4-127		80.2	%REC	1	06/21/2011 19:15	69049
Surr: Phenol-d5		8.95-38.5		31.1	%REC	1	06/21/2011 19:15	69049
Surr: p-Terphenyl-d14		6.05-133		78.2	%REC	1	06/21/2011 19:15	69049
SW-846 5030, 8260B, VOLATILE ORGANIC COMPOUNDS BY GC/MS								
Benzene	NELAP	2.0		ND	µg/L	1	06/20/2011 14:32	69072
Ethylbenzene	NELAP	5.0		ND	µg/L	1	06/20/2011 14:32	69072
Toluene	NELAP	5.0		ND	µg/L	1	06/20/2011 14:32	69072
Xylenes, Total	NELAP	5.0		ND	µg/L	1	06/20/2011 14:32	69072
Surr: 1,2-Dichloroethane-d4		74.7-129		104.8	%REC	1	06/20/2011 14:32	69072
Surr: 4-Bromofluorobenzene		86-119		101.2	%REC	1	06/20/2011 14:32	69072
Surr: Dibromofluoromethane		81.7-123		104.0	%REC	1	06/20/2011 14:32	69072
Surr: Toluene-d8		84.3-114		96.9	%REC	1	06/20/2011 14:32	69072



Laboratory Results

<http://www.teklabinc.com/>

Client: PSC Industrial Outsourcing, LP

Work Order: 11060800

Client Project: A831-735002-012901-225/IP Champaign

Report Date: 22-Jun-11

Lab ID: 11060800-023

Client Sample ID: VMW-122

Matrix: GROUNDWATER

Collection Date: 06/16/2011 8:35

Analyses	Certification	RL	Qual	Result	Units	DF	Date Analyzed	Batch
SW-846 9012A (TOTAL)								
Cyanide	NELAP	0.031		0.150	mg/L	4	06/20/2011 9:18	R150994
SW-846 3510C, 8270C SIMS, SEMI-VOLATILE ORGANIC COMPOUNDS BY GC/MS								
2-Methylnaphthalene	NELAP	0.00010		ND	mg/L	1	06/21/2011 23:13	69049
Acenaphthene	NELAP	0.00010		ND	mg/L	1	06/21/2011 23:13	69049
Acenaphthylene	NELAP	0.00010		ND	mg/L	1	06/21/2011 23:13	69049
Anthracene	NELAP	0.00010		ND	mg/L	1	06/21/2011 23:13	69049
Benzo(a)anthracene	NELAP	0.00010		ND	mg/L	1	06/21/2011 23:13	69049
Benzo(a)pyrene	NELAP	0.00010		ND	mg/L	1	06/21/2011 23:13	69049
Benzo(b)fluoranthene	NELAP	0.00010		ND	mg/L	1	06/21/2011 23:13	69049
Benzo(g,h,i)perylene	NELAP	0.00010		ND	mg/L	1	06/21/2011 23:13	69049
Benzo(k)fluoranthene	NELAP	0.00010		ND	mg/L	1	06/21/2011 23:13	69049
Chrysene	NELAP	0.00010		ND	mg/L	1	06/21/2011 23:13	69049
Dibenzo(a,h)anthracene	NELAP	0.00010		ND	mg/L	1	06/21/2011 23:13	69049
Fluoranthene	NELAP	0.00010		ND	mg/L	1	06/21/2011 23:13	69049
Fluorene	NELAP	0.00010		ND	mg/L	1	06/21/2011 23:13	69049
Indeno(1,2,3-cd)pyrene	NELAP	0.00010		ND	mg/L	1	06/21/2011 23:13	69049
Naphthalene	NELAP	0.00010		ND	mg/L	1	06/21/2011 23:13	69049
Phenanthrene	NELAP	0.00010		ND	mg/L	1	06/21/2011 23:13	69049
Pyrene	NELAP	0.00010		ND	mg/L	1	06/21/2011 23:13	69049
Total PNAs except Naphthalene		0.00013		ND	mg/L	1	06/21/2011 23:13	69049
Surr: 2-Fluorobiphenyl		34.3-105		64.6	%REC	1	06/21/2011 23:13	69049
Surr: 2-Fluorophenol		19.9-55.7		47.1	%REC	1	06/21/2011 23:13	69049
Surr: Nitrobenzene-d5		36.4-127		76.4	%REC	1	06/21/2011 23:13	69049
Surr: Phenol-d5		8.95-38.5		30.4	%REC	1	06/21/2011 23:13	69049
Surr: p-Terphenyl-d14		6.05-133		50.2	%REC	1	06/21/2011 23:13	69049
SW-846 5030, 8260B, VOLATILE ORGANIC COMPOUNDS BY GC/MS								
Benzene	NELAP	2.0		ND	µg/L	1	06/20/2011 15:52	69072
Ethylbenzene	NELAP	5.0		ND	µg/L	1	06/20/2011 15:52	69072
Toluene	NELAP	5.0		ND	µg/L	1	06/20/2011 15:52	69072
Xylenes, Total	NELAP	5.0		ND	µg/L	1	06/20/2011 15:52	69072
Surr: 1,2-Dichloroethane-d4		74.7-129		104.9	%REC	1	06/20/2011 15:52	69072
Surr: 4-Bromofluorobenzene		86-119		102.1	%REC	1	06/20/2011 15:52	69072
Surr: Dibromofluoromethane		81.7-123		104.0	%REC	1	06/20/2011 15:52	69072
Surr: Toluene-d8		84.3-114		97.4	%REC	1	06/20/2011 15:52	69072



Laboratory Results

<http://www.teklabinc.com/>

Client: PSC Industrial Outsourcing, LP

Work Order: 11060800

Client Project: A831-735002-012901-225/IP Champaign

Report Date: 22-Jun-11

Lab ID: 11060800-024

Client Sample ID: VMW-300

Matrix: GROUNDWATER

Collection Date: 06/16/2011 9:00

Analyses	Certification	RL	Qual	Result	Units	DF	Date Analyzed	Batch
SW-846 9012A (TOTAL)								
Cyanide	NELAP	0.007		< 0.007	mg/L	1	06/20/2011 9:18	R150994
SW-846 3510C, 8270C SIMS, SEMI-VOLATILE ORGANIC COMPOUNDS BY GC/MS								
2-Methylnaphthalene	NELAP	0.00010		ND	mg/L	1	06/21/2011 22:38	69049
Acenaphthene	NELAP	0.00010		ND	mg/L	1	06/21/2011 22:38	69049
Acenaphthylene	NELAP	0.00010		ND	mg/L	1	06/21/2011 22:38	69049
Anthracene	NELAP	0.00010		ND	mg/L	1	06/21/2011 22:38	69049
Benzo(a)anthracene	NELAP	0.00010		ND	mg/L	1	06/21/2011 22:38	69049
Benzo(a)pyrene	NELAP	0.00010		ND	mg/L	1	06/21/2011 22:38	69049
Benzo(b)fluoranthene	NELAP	0.00010		ND	mg/L	1	06/21/2011 22:38	69049
Benzo(g,h,i)perylene	NELAP	0.00010		ND	mg/L	1	06/21/2011 22:38	69049
Benzo(k)fluoranthene	NELAP	0.00010		ND	mg/L	1	06/21/2011 22:38	69049
Chrysene	NELAP	0.00010		ND	mg/L	1	06/21/2011 22:38	69049
Dibenzo(a,h)anthracene	NELAP	0.00010		ND	mg/L	1	06/21/2011 22:38	69049
Fluoranthene	NELAP	0.00010		ND	mg/L	1	06/21/2011 22:38	69049
Fluorene	NELAP	0.00010		ND	mg/L	1	06/21/2011 22:38	69049
Indeno(1,2,3-cd)pyrene	NELAP	0.00010		ND	mg/L	1	06/21/2011 22:38	69049
Naphthalene	NELAP	0.00010		ND	mg/L	1	06/21/2011 22:38	69049
Phenanthrene	NELAP	0.00010		ND	mg/L	1	06/21/2011 22:38	69049
Pyrene	NELAP	0.00010		ND	mg/L	1	06/21/2011 22:38	69049
Total PNAs except Naphthalene		0.00013		ND	mg/L	1	06/21/2011 22:38	69049
Surr: 2-Fluorobiphenyl		34.3-105		64.0	%REC	1	06/21/2011 22:38	69049
Surr: 2-Fluorophenol		19.9-55.7		50.1	%REC	1	06/21/2011 22:38	69049
Surr: Nitrobenzene-d5		36.4-127		77.4	%REC	1	06/21/2011 22:38	69049
Surr: Phenol-d5		8.95-38.5		31.4	%REC	1	06/21/2011 22:38	69049
Surr: p-Terphenyl-d14		6.05-133		67.8	%REC	1	06/21/2011 22:38	69049
SW-846 5030, 8260B, VOLATILE ORGANIC COMPOUNDS BY GC/MS								
Benzene	NELAP	2.0		ND	µg/L	1	06/20/2011 16:19	69072
Ethylbenzene	NELAP	5.0		ND	µg/L	1	06/20/2011 16:19	69072
Toluene	NELAP	5.0		ND	µg/L	1	06/20/2011 16:19	69072
Xylenes, Total	NELAP	5.0		ND	µg/L	1	06/20/2011 16:19	69072
Surr: 1,2-Dichloroethane-d4		74.7-129		104.0	%REC	1	06/20/2011 16:19	69072
Surr: 4-Bromofluorobenzene		86-119		101.9	%REC	1	06/20/2011 16:19	69072
Surr: Dibromofluoromethane		81.7-123		100.8	%REC	1	06/20/2011 16:19	69072
Surr: Toluene-d8		84.3-114		95.5	%REC	1	06/20/2011 16:19	69072



Sample Summary

<http://www.teklabinc.com/>

Client: PSC Industrial Outsourcing, LP

Work Order: 11060800

Client Project: A831-735002-012901-225/IP Champaign

Report Date: 22-Jun-11

Lab Sample ID	Client Sample ID	Matrix	Fractions	Collection Date
11060800-001	Trip Blank	Trip Blank	1	06/02/2011 7:30
11060800-002	VMW-107	Groundwater	3	06/13/2011 14:15
11060800-003	VMW-305	Groundwater	3	06/13/2011 14:30
11060800-004	VMW-905	Groundwater	3	06/13/2011 15:00
11060800-005	VMW-306	Groundwater	3	06/13/2011 15:05
11060800-006	VMW-116	Groundwater	3	06/13/2011 15:25
11060800-007	VMW-307	Groundwater	3	06/13/2011 15:35
11060800-008	VMW-106R	Groundwater	3	06/13/2011 16:50
11060800-009	VMW-105	Groundwater	3	06/14/2011 8:40
11060800-010	VMW-117	Groundwater	3	06/14/2011 8:55
11060800-011	VMW-121	Groundwater	3	06/14/2011 9:20
11060800-012	VMW-302	Groundwater	3	06/14/2011 10:00
11060800-013	VMW-108	Groundwater	3	06/14/2011 10:40
11060800-014	VMW-303	Groundwater	3	06/14/2011 11:15
11060800-015	VMW-120	Groundwater	3	06/14/2011 13:35
11060800-016	VMW-119	Groundwater	3	06/14/2011 14:25
11060800-017	VMW-111A	Groundwater	3	06/14/2011 15:05
11060800-018	VMW-123	Groundwater	3	06/15/2011 10:00
11060800-019	VMW-902	Groundwater	3	06/14/2011 10:30
11060800-020	VMW-102	Groundwater	3	06/15/2011 12:05
11060800-021	VMW-118	Groundwater	3	06/15/2011 15:25
11060800-022	VMW-109	Groundwater	3	06/15/2011 16:42
11060800-023	VMW-122	Groundwater	3	06/16/2011 8:35
11060800-024	VMW-300	Groundwater	3	06/16/2011 9:00



Dates Report

<http://www.teklabinc.com/>

Client: PSC Industrial Outsourcing, LP

Work Order: 11060800

Client Project: A831-735002-012901-225/IP Champaign

Report Date: 22-Jun-11

Sample ID	Client Sample ID	Collection Date	Received Date	
	Test Name		Prep Date/Time	Analysis Date/Time
11060800-001A	Trip Blank	06/02/2011 7:30	6/16/2011 3:05:00 PM	
	SW-846 5030, 8260B, Volatile Organic Compounds by GC/MS			06/16/2011 19:14
11060800-002A	VMW-107	06/13/2011 14:15	6/16/2011 3:05:00 PM	
	SW-846 3510C, 8270C SIMS, Semi-Volatile Organic Compounds by GC/MS		06/17/2011 11:52	06/17/2011 20:30
11060800-002B	VMW-107	06/13/2011 14:15	6/16/2011 3:05:00 PM	
	SW-846 9012A (Total)			06/20/2011 9:18
11060800-002C	VMW-107	06/13/2011 14:15	6/16/2011 3:05:00 PM	
	SW-846 5030, 8260B, Volatile Organic Compounds by GC/MS			06/16/2011 19:41
11060800-003A	VMW-305	06/13/2011 14:30	6/16/2011 3:05:00 PM	
	SW-846 3510C, 8270C SIMS, Semi-Volatile Organic Compounds by GC/MS		06/17/2011 11:52	06/17/2011 21:06
11060800-003B	VMW-305	06/13/2011 14:30	6/16/2011 3:05:00 PM	
	SW-846 9012A (Total)			06/20/2011 9:18
11060800-003C	VMW-305	06/13/2011 14:30	6/16/2011 3:05:00 PM	
	SW-846 5030, 8260B, Volatile Organic Compounds by GC/MS			06/16/2011 20:08
11060800-004A	VMW-905	06/13/2011 15:00	6/16/2011 3:05:00 PM	
	SW-846 3510C, 8270C SIMS, Semi-Volatile Organic Compounds by GC/MS		06/17/2011 11:52	06/17/2011 21:42
11060800-004B	VMW-905	06/13/2011 15:00	6/16/2011 3:05:00 PM	
	SW-846 9012A (Total)			06/20/2011 9:18
11060800-004C	VMW-905	06/13/2011 15:00	6/16/2011 3:05:00 PM	
	SW-846 5030, 8260B, Volatile Organic Compounds by GC/MS			06/16/2011 20:35
11060800-005A	VMW-306	06/13/2011 15:05	6/16/2011 3:05:00 PM	
	SW-846 3510C, 8270C SIMS, Semi-Volatile Organic Compounds by GC/MS		06/17/2011 11:52	06/17/2011 22:19
11060800-005B	VMW-306	06/13/2011 15:05	6/16/2011 3:05:00 PM	
	SW-846 9012A (Total)			06/20/2011 9:18
11060800-005C	VMW-306	06/13/2011 15:05	6/16/2011 3:05:00 PM	
	SW-846 5030, 8260B, Volatile Organic Compounds by GC/MS			06/16/2011 21:02
11060800-006A	VMW-116	06/13/2011 15:25	6/16/2011 3:05:00 PM	
	SW-846 3510C, 8270C SIMS, Semi-Volatile Organic Compounds by GC/MS		06/17/2011 11:52	06/17/2011 17:46
11060800-006B	VMW-116	06/13/2011 15:25	6/16/2011 3:05:00 PM	
	SW-846 9012A (Total)			06/20/2011 9:18
11060800-006C	VMW-116	06/13/2011 15:25	6/16/2011 3:05:00 PM	
	SW-846 5030, 8260B, Volatile Organic Compounds by GC/MS			06/17/2011 12:43
11060800-007A	VMW-307	06/13/2011 15:35	6/16/2011 3:05:00 PM	
	SW-846 3510C, 8270C SIMS, Semi-Volatile Organic Compounds by GC/MS		06/17/2011 11:52	06/17/2011 18:24
11060800-007B	VMW-307	06/13/2011 15:35	6/16/2011 3:05:00 PM	



Dates Report

<http://www.teklabinc.com/>

Client: PSC Industrial Outsourcing, LP

Work Order: 11060800

Client Project: A831-735002-012901-225/IP Champaign

Report Date: 22-Jun-11

Sample ID	Client Sample ID	Collection Date	Received Date	
	Test Name		Prep Date/Time	Analysis Date/Time
	SW-846 9012A (Total)			06/20/2011 9:18
11060800-007C	VMW-307	06/13/2011 15:35	6/16/2011 3:05:00 PM	
	SW-846 5030, 8260B, Volatile Organic Compounds by GC/MS			06/17/2011 13:10
11060800-008A	VMW-106R	06/13/2011 16:50	6/16/2011 3:05:00 PM	
	SW-846 3510C, 8270C SIMS, Semi-Volatile Organic Compounds by GC/MS		06/17/2011 11:52	06/17/2011 20:18
11060800-008B	VMW-106R	06/13/2011 16:50	6/16/2011 3:05:00 PM	
	SW-846 9012A (Total)			06/20/2011 9:18
11060800-008C	VMW-106R	06/13/2011 16:50	6/16/2011 3:05:00 PM	
	SW-846 5030, 8260B, Volatile Organic Compounds by GC/MS			06/17/2011 14:31
11060800-009A	VMW-105	06/14/2011 8:40	6/16/2011 3:05:00 PM	
	SW-846 3510C, 8270C SIMS, Semi-Volatile Organic Compounds by GC/MS		06/17/2011 11:52	06/21/2011 15:02
11060800-009B	VMW-105	06/14/2011 8:40	6/16/2011 3:05:00 PM	
	SW-846 9012A (Total)			06/20/2011 9:18
11060800-009C	VMW-105	06/14/2011 8:40	6/16/2011 3:05:00 PM	
	SW-846 5030, 8260B, Volatile Organic Compounds by GC/MS			06/17/2011 14:58
11060800-010A	VMW-117	06/14/2011 8:55	6/16/2011 3:05:00 PM	
	SW-846 3510C, 8270C SIMS, Semi-Volatile Organic Compounds by GC/MS		06/17/2011 11:52	06/17/2011 21:35
11060800-010B	VMW-117	06/14/2011 8:55	6/16/2011 3:05:00 PM	
	SW-846 9012A (Total)			06/20/2011 9:18
11060800-010C	VMW-117	06/14/2011 8:55	6/16/2011 3:05:00 PM	
	SW-846 5030, 8260B, Volatile Organic Compounds by GC/MS			06/17/2011 15:24
11060800-011A	VMW-121	06/14/2011 9:20	6/16/2011 3:05:00 PM	
	SW-846 3510C, 8270C SIMS, Semi-Volatile Organic Compounds by GC/MS		06/17/2011 11:52	06/21/2011 16:15
11060800-011B	VMW-121	06/14/2011 9:20	6/16/2011 3:05:00 PM	
	SW-846 9012A (Total)			06/20/2011 9:18
11060800-011C	VMW-121	06/14/2011 9:20	6/16/2011 3:05:00 PM	
	SW-846 5030, 8260B, Volatile Organic Compounds by GC/MS			06/17/2011 15:51
11060800-012A	VMW-302	06/14/2011 10:00	6/16/2011 3:05:00 PM	
	SW-846 3510C, 8270C SIMS, Semi-Volatile Organic Compounds by GC/MS		06/17/2011 16:03	06/20/2011 17:59
	SW-846 3510C, 8270C SIMS, Semi-Volatile Organic Compounds by GC/MS		06/17/2011 16:03	06/21/2011 16:51
11060800-012B	VMW-302	06/14/2011 10:00	6/16/2011 3:05:00 PM	
	SW-846 9012A (Total)			06/20/2011 9:18
11060800-012C	VMW-302	06/14/2011 10:00	6/16/2011 3:05:00 PM	
	SW-846 5030, 8260B, Volatile Organic Compounds by GC/MS			06/17/2011 16:18
11060800-013A	VMW-108	06/14/2011 10:40	6/16/2011 3:05:00 PM	



Dates Report

<http://www.teklabinc.com/>

Client: PSC Industrial Outsourcing, LP

Work Order: 11060800

Client Project: A831-735002-012901-225/IP Champaign

Report Date: 22-Jun-11

Sample ID	Client Sample ID	Collection Date	Received Date	
	Test Name		Prep Date/Time	Analysis Date/Time
	SW-846 3510C, 8270C SIMS, Semi-Volatile Organic Compounds by GC/MS		06/17/2011 16:03	06/20/2011 18:36
11060800-013B	VMW-108	06/14/2011 10:40	6/16/2011 3:05:00 PM	
	SW-846 9012A (Total)			06/20/2011 9:18
11060800-013C	VMW-108	06/14/2011 10:40	6/16/2011 3:05:00 PM	
	SW-846 5030, 8260B, Volatile Organic Compounds by GC/MS			06/17/2011 16:45
11060800-014A	VMW-303	06/14/2011 11:15	6/16/2011 3:05:00 PM	
	SW-846 3510C, 8270C SIMS, Semi-Volatile Organic Compounds by GC/MS		06/17/2011 16:03	06/20/2011 19:13
11060800-014B	VMW-303	06/14/2011 11:15	6/16/2011 3:05:00 PM	
	SW-846 9012A (Total)			06/20/2011 9:18
11060800-014C	VMW-303	06/14/2011 11:15	6/16/2011 3:05:00 PM	
	SW-846 5030, 8260B, Volatile Organic Compounds by GC/MS			06/17/2011 17:12
11060800-015A	VMW-120	06/14/2011 13:35	6/16/2011 3:05:00 PM	
	SW-846 3510C, 8270C SIMS, Semi-Volatile Organic Compounds by GC/MS		06/17/2011 16:03	06/20/2011 19:50
11060800-015B	VMW-120	06/14/2011 13:35	6/16/2011 3:05:00 PM	
	SW-846 9012A (Total)			06/20/2011 9:18
11060800-015C	VMW-120	06/14/2011 13:35	6/16/2011 3:05:00 PM	
	SW-846 5030, 8260B, Volatile Organic Compounds by GC/MS			06/17/2011 17:39
11060800-016A	VMW-119	06/14/2011 14:25	6/16/2011 3:05:00 PM	
	SW-846 3510C, 8270C SIMS, Semi-Volatile Organic Compounds by GC/MS		06/17/2011 16:03	06/20/2011 20:26
11060800-016B	VMW-119	06/14/2011 14:25	6/16/2011 3:05:00 PM	
	SW-846 9012A (Total)			06/20/2011 9:18
11060800-016C	VMW-119	06/14/2011 14:25	6/16/2011 3:05:00 PM	
	SW-846 5030, 8260B, Volatile Organic Compounds by GC/MS			06/17/2011 18:05
11060800-017A	VMW-111A	06/14/2011 15:05	6/16/2011 3:05:00 PM	
	SW-846 3510C, 8270C SIMS, Semi-Volatile Organic Compounds by GC/MS		06/17/2011 16:03	06/20/2011 21:03
11060800-017B	VMW-111A	06/14/2011 15:05	6/16/2011 3:05:00 PM	
	SW-846 9012A (Total)			06/20/2011 9:18
11060800-017C	VMW-111A	06/14/2011 15:05	6/16/2011 3:05:00 PM	
	SW-846 5030, 8260B, Volatile Organic Compounds by GC/MS			06/17/2011 18:32
11060800-018A	VMW-123	06/15/2011 10:00	6/16/2011 3:05:00 PM	
	SW-846 3510C, 8270C SIMS, Semi-Volatile Organic Compounds by GC/MS		06/17/2011 16:03	06/20/2011 21:39
11060800-018B	VMW-123	06/15/2011 10:00	6/16/2011 3:05:00 PM	
	SW-846 9012A (Total)			06/20/2011 9:18
11060800-018C	VMW-123	06/15/2011 10:00	6/16/2011 3:05:00 PM	
	SW-846 5030, 8260B, Volatile Organic Compounds by GC/MS			06/17/2011 18:59



Dates Report

<http://www.teklabinc.com/>

Client: PSC Industrial Outsourcing, LP

Work Order: 11060800

Client Project: A831-735002-012901-225/IP Champaign

Report Date: 22-Jun-11

Sample ID	Client Sample ID	Collection Date	Received Date	
	Test Name		Prep Date/Time	Analysis Date/Time
11060800-019A	VMW-902	06/14/2011 10:30	6/16/2011 3:05:00 PM	
	SW-846 3510C, 8270C SIMS, Semi-Volatile Organic Compounds by GC/MS		06/17/2011 16:03	06/20/2011 22:15
	SW-846 3510C, 8270C SIMS, Semi-Volatile Organic Compounds by GC/MS		06/17/2011 16:03	06/21/2011 17:27
11060800-019B	VMW-902	06/14/2011 10:30	6/16/2011 3:05:00 PM	
	SW-846 9012A (Total)			06/20/2011 9:18
11060800-019C	VMW-902	06/14/2011 10:30	6/16/2011 3:05:00 PM	
	SW-846 5030, 8260B, Volatile Organic Compounds by GC/MS			06/17/2011 19:26
11060800-020A	VMW-102	06/15/2011 12:05	6/16/2011 3:05:00 PM	
	SW-846 3510C, 8270C SIMS, Semi-Volatile Organic Compounds by GC/MS		06/17/2011 18:22	06/21/2011 18:03
11060800-020B	VMW-102	06/15/2011 12:05	6/16/2011 3:05:00 PM	
	SW-846 9012A (Total)			06/20/2011 9:18
11060800-020C	VMW-102	06/15/2011 12:05	6/16/2011 3:05:00 PM	
	SW-846 5030, 8260B, Volatile Organic Compounds by GC/MS			06/17/2011 19:53
11060800-021A	VMW-118	06/15/2011 15:25	6/16/2011 3:05:00 PM	
	SW-846 3510C, 8270C SIMS, Semi-Volatile Organic Compounds by GC/MS		06/17/2011 18:22	06/21/2011 18:39
11060800-021B	VMW-118	06/15/2011 15:25	6/16/2011 3:05:00 PM	
	SW-846 9012A (Total)			06/20/2011 9:18
11060800-021C	VMW-118	06/15/2011 15:25	6/16/2011 3:05:00 PM	
	SW-846 5030, 8260B, Volatile Organic Compounds by GC/MS			06/20/2011 14:05
11060800-022A	VMW-109	06/15/2011 16:42	6/16/2011 3:05:00 PM	
	SW-846 3510C, 8270C SIMS, Semi-Volatile Organic Compounds by GC/MS		06/17/2011 18:22	06/21/2011 19:15
11060800-022B	VMW-109	06/15/2011 16:42	6/16/2011 3:05:00 PM	
	SW-846 9012A (Total)			06/20/2011 9:18
11060800-022C	VMW-109	06/15/2011 16:42	6/16/2011 3:05:00 PM	
	SW-846 5030, 8260B, Volatile Organic Compounds by GC/MS			06/20/2011 14:32
11060800-023A	VMW-122	06/16/2011 8:35	6/16/2011 3:05:00 PM	
	SW-846 3510C, 8270C SIMS, Semi-Volatile Organic Compounds by GC/MS		06/17/2011 18:22	06/21/2011 23:13
11060800-023B	VMW-122	06/16/2011 8:35	6/16/2011 3:05:00 PM	
	SW-846 9012A (Total)			06/20/2011 9:18
11060800-023C	VMW-122	06/16/2011 8:35	6/16/2011 3:05:00 PM	
	SW-846 5030, 8260B, Volatile Organic Compounds by GC/MS			06/20/2011 15:52
11060800-024A	VMW-300	06/16/2011 9:00	6/16/2011 3:05:00 PM	
	SW-846 3510C, 8270C SIMS, Semi-Volatile Organic Compounds by GC/MS		06/17/2011 18:22	06/21/2011 22:38
11060800-024B	VMW-300	06/16/2011 9:00	6/16/2011 3:05:00 PM	
	SW-846 9012A (Total)			06/20/2011 9:18



Dates Report

<http://www.teklabinc.com/>

Client: PSC Industrial Outsourcing, LP

Work Order: 11060800

Client Project: A831-735002-012901-225/IP Champaign

Report Date: 22-Jun-11

Sample ID	Client Sample ID	Collection Date	Received Date	
	Test Name		Prep Date/Time	Analysis Date/Time
11060800-024C	VMW-300	06/16/2011 9:00	6/16/2011 3:05:00 PM	
	SW-846 5030, 8260B, Volatile Organic Compounds by GC/MS			06/20/2011 16:19

Client: PSC Industrial Outsourcing, LP

Work Order: 11060800

Client Project: A831-735002-012901-225/IP Champaign

Report Date: 22-Jun-11

SW-846 9012A (TOTAL)

Batch R150994		SampType: MBLK		Units mg/L						Date Analyzed
SampID: MB-R150994										
Analyses	RL	Qual	Result	Spike	SPK Ref Val	%REC	Low Limit	High Limit		
Cyanide	0.007		< 0.007						06/20/2011	
Cyanide	0.007		< 0.007						06/20/2011	
Cyanide	0.007		< 0.007						06/20/2011	

Batch R150994		SampType: LCS		Units mg/L						Date Analyzed
SampID: LCS-R150994										
Analyses	RL	Qual	Result	Spike	SPK Ref Val	%REC	Low Limit	High Limit		
Cyanide	0.007		0.024	0.025	0	95.6	90	110	06/20/2011	
Cyanide	0.007		0.022	0.025	0	88.5	85	115	06/20/2011	
Cyanide	0.007		0.027	0.025	0	106.7	85	115	06/20/2011	

Batch R150994		SampType: MS		Units mg/L						Date Analyzed
SampID: 11060800-007BMS										
Analyses	RL	Qual	Result	Spike	SPK Ref Val	%REC	Low Limit	High Limit		
Cyanide	0.007		0.034	0.025	0.008465	102.0	75	125	06/20/2011	

Batch R150994		SampType: MSD		Units mg/L						RPD Limit 15	Date Analyzed
SampID: 11060800-007BMSD											
Analyses	RL	Qual	Result	Spike	SPK Ref Val	%REC	RPD Ref Val	%RPD			
Cyanide	0.007		0.033	0.025	0.008465	98.2	0.03398	2.88	06/20/2011		

Batch R150994		SampType: MS		Units mg/L						Date Analyzed
SampID: 11060800-024BMS										
Analyses	RL	Qual	Result	Spike	SPK Ref Val	%REC	Low Limit	High Limit		
Cyanide	0.007		0.025	0.025	0	99.9	75	125	06/20/2011	

Batch R150994		SampType: MSD		Units mg/L						RPD Limit 15	Date Analyzed
SampID: 11060800-024BMSD											
Analyses	RL	Qual	Result	Spike	SPK Ref Val	%REC	RPD Ref Val	%RPD			
Cyanide	0.007		0.026	0.025	0	102.8	0.02498	2.86	06/20/2011		

SW-846 3510C, 8270C SIMS, SEMI-VOLATILE ORGANIC COMPOUNDS BY GC/MS

Batch 69023		SampType: MBLK		Units mg/L						Date Analyzed
SampID: MB-69023										
Analyses	RL	Qual	Result	Spike	SPK Ref Val	%REC	Low Limit	High Limit		
2-Methylnaphthalene	0.00010		ND						06/17/2011	
Acenaphthene	0.00010		ND						06/17/2011	
Acenaphthene	0.00010		ND						06/17/2011	
Acenaphthylene	0.00010		ND						06/17/2011	
Anthracene	0.00010		ND						06/17/2011	
Anthracene	0.00010		ND						06/17/2011	
Benzo(a)anthracene	0.00010		ND						06/17/2011	
Benzo(a)pyrene	0.00010		ND						06/17/2011	
Benzo(b)fluoranthene	0.00010		ND						06/17/2011	



Quality Control Results

<http://www.teklabinc.com/>

Client: PSC Industrial Outsourcing, LP

Work Order: 11060800

Client Project: A831-735002-012901-225/IP Champaign

Report Date: 22-Jun-11

SW-846 3510C, 8270C SIMS, SEMI-VOLATILE ORGANIC COMPOUNDS BY GC/MS

Batch 69023		SampType: MBLK		Units mg/L						
SampID: MB-69023										
Analyses	RL	Qual	Result	Spike	SPK Ref Val	%REC	Low Limit	High Limit	Date Analyzed	
Benzo(g,h,i)perylene	0.00010		ND						06/17/2011	
Benzo(k)fluoranthene	0.00010		ND						06/17/2011	
Chrysene	0.00010		ND						06/17/2011	
Dibenzo(a,h)anthracene	0.00010		ND						06/17/2011	
Fluoranthene	0.00010		ND						06/17/2011	
Fluorene	0.00010		ND						06/17/2011	
Fluorene	0.00010		ND						06/17/2011	
Naphthalene	0.00010		ND						06/17/2011	
Naphthalene	0.00010		ND						06/17/2011	
Phenanthrene	0.00010		ND						06/17/2011	
Phenanthrene	0.00010		ND						06/17/2011	
Pyrene	0.00010		ND						06/17/2011	
Pyrene	0.00010		ND						06/17/2011	
Total PNAs except Naphthalene	0.00013		ND						06/17/2011	
Surr: 2-Fluorobiphenyl			0.00434	0.00500		86.8	41.9	97.9	06/17/2011	
Surr: 2-Fluorobiphenyl			0.00421	0.00500		84.2	45.4	97.6	06/17/2011	
Surr: 2-Fluorophenol			0.00459	0.0100		45.9	24.9	63.7	06/17/2011	
Surr: 2-Fluorophenol			0.00498	0.0100		49.8	16.1	79.2	06/17/2011	
Surr: Nitrobenzene-d5			0.00490	0.00500		97.9	39.9	106	06/17/2011	
Surr: Nitrobenzene-d5			0.00402	0.00500		80.4	45.2	108	06/17/2011	
Surr: Phenol-d5			0.00349	0.0100		34.9	9.94	53.7	06/17/2011	
Surr: Phenol-d5			0.00300	0.0100		30.0	15.5	39.5	06/17/2011	
Surr: p-Terphenyl-d14			0.00437	0.00500		87.4	46	127	06/17/2011	
Surr: p-Terphenyl-d14			0.00440	0.00500		88.0	53	116	06/17/2011	

Batch 69023		SampType: LCS		Units mg/L						
SampID: LCS-69023										
Analyses	RL	Qual	Result	Spike	SPK Ref Val	%REC	Low Limit	High Limit	Date Analyzed	
2-Methylnaphthalene	0.00010		0.00448	0.00500	0	89.6	50	150	06/17/2011	
Acenaphthene	0.00010		0.00477	0.00500	0	95.4	50.1	103	06/17/2011	
Acenaphthene	0.00010		0.00494	0.00500	0	98.8	50.1	103	06/17/2011	
Acenaphthylene	0.00010		0.00482	0.00500	0	96.4	53.3	122	06/17/2011	
Anthracene	0.00010		0.00498	0.00500	0	99.6	57.4	110	06/17/2011	
Anthracene	0.00010		0.00484	0.00500	0	96.8	57.4	110	06/17/2011	
Benzo(a)anthracene	0.00010		0.00449	0.00500	0	89.8	56	102	06/17/2011	
Benzo(a)pyrene	0.00010		0.00471	0.00500	0	94.2	55.4	125	06/17/2011	
Benzo(b)fluoranthene	0.00010		0.00491	0.00500	0	98.2	59.3	127	06/17/2011	
Benzo(g,h,i)perylene	0.00010		0.00503	0.00500	0	100.6	58.4	125	06/17/2011	
Benzo(k)fluoranthene	0.00010		0.00505	0.00500	0	101.0	61.5	125	06/17/2011	
Chrysene	0.00010		0.00485	0.00500	0	97.0	58.7	118	06/17/2011	
Dibenzo(a,h)anthracene	0.00010		0.00529	0.00500	0	105.8	59.3	126	06/17/2011	
Fluoranthene	0.00010		0.00496	0.00500	0	99.2	60.1	117	06/17/2011	
Fluoranthene	0.00010		0.00473	0.00500	0	94.6	60.1	117	06/17/2011	
Fluorene	0.00010		0.00505	0.00500	0	101.0	54.1	110	06/17/2011	
Fluorene	0.00010		0.00499	0.00500	0	99.8	54.1	110	06/17/2011	
Naphthalene	0.00010		0.00442	0.00500	0	88.4	36.3	97.1	06/17/2011	

Client: PSC Industrial Outsourcing, LP

Work Order: 11060800

Client Project: A831-735002-012901-225/IP Champaign

Report Date: 22-Jun-11

SW-846 3510C, 8270C SIMS, SEMI-VOLATILE ORGANIC COMPOUNDS BY GC/MS

Batch 69023		SampType: LCS		Units mg/L					
SampID: LCS-69023									
Analyses	RL	Qual	Result	Spike	SPK Ref Val	%REC	Low Limit	High Limit	Date Analyzed
Naphthalene	0.00010		0.00473	0.00500	0	94.6	36.3	97.1	06/17/2011
Phenanthrene	0.00010		0.00479	0.00500	0	95.8	55.9	107	06/17/2011
Phenanthrene	0.00010		0.00530	0.00500	0	106.0	55.9	107	06/17/2011
Pyrene	0.00010		0.00492	0.00500	0	98.4	61.4	116	06/17/2011
Pyrene	0.00010		0.00469	0.00500	0	93.8	61.4	116	06/17/2011
Surr: 2-Fluorobiphenyl			0.00410	0.00500		82.0	45.4	97.6	06/17/2011
Surr: 2-Fluorobiphenyl			0.00381	0.00500		76.3	41.9	97.9	06/17/2011
Surr: 2-Fluorophenol			0.00477	0.0100		47.7	24.9	63.7	06/17/2011
Surr: 2-Fluorophenol			0.00532	0.0100		53.2	16.1	79.2	06/17/2011
Surr: Nitrobenzene-d5			0.00471	0.00500		94.2	39.9	106	06/17/2011
Surr: Nitrobenzene-d5			0.00410	0.00500		82.0	45.2	108	06/17/2011
Surr: Phenol-d5			0.00317	0.0100		31.7	15.5	39.5	06/17/2011
Surr: Phenol-d5			0.00360	0.0100		36.0	9.94	53.7	06/17/2011
Surr: p-Terphenyl-d14			0.00448	0.00500		89.6	46	127	06/17/2011
Surr: p-Terphenyl-d14			0.00423	0.00500		84.6	53	116	06/17/2011

Batch 69023		SampType: LCSD		Units mg/L		RPD Limit 40			
SampID: LCSD-69023									
Analyses	RL	Qual	Result	Spike	SPK Ref Val	%REC	RPD Ref Val	%RPD	Date Analyzed
2-Methylnaphthalene	0.00010		0.00464	0.00500	0	92.8	0.004480	3.51	06/17/2011
Acenaphthene	0.00010		0.00494	0.00500	0	98.8	0.004940	0.00	06/17/2011
Acenaphthene	0.00010		0.00440	0.00500	0	88.0	0.004768	8.07	06/17/2011
Acenaphthylene	0.00010		0.00484	0.00500	0	96.8	0.004820	0.41	06/17/2011
Anthracene	0.00010		0.00498	0.00500	0	99.6	0.004980	0.00	06/17/2011
Anthracene	0.00010		0.00452	0.00500	0	90.3	0.004839	6.91	06/17/2011
Benzo(a)anthracene	0.00010		0.00457	0.00500	0	91.4	0.004490	1.77	06/17/2011
Benzo(a)pyrene	0.00010		0.00491	0.00500	0	98.2	0.004710	4.16	06/17/2011
Benzo(b)fluoranthene	0.00010		0.00491	0.00500	0	98.2	0.004910	0.00	06/17/2011
Benzo(g,h,i)perylene	0.00010		0.00502	0.00500	0	100.4	0.005030	0.20	06/17/2011
Benzo(k)fluoranthene	0.00010		0.00505	0.00500	0	101.0	0.005050	0.00	06/17/2011
Chrysene	0.00010		0.00491	0.00500	0	98.2	0.004850	1.23	06/17/2011
Dibenzo(a,h)anthracene	0.00010		0.00523	0.00500	0	104.6	0.005290	1.14	06/17/2011
Fluoranthene	0.00010		0.00496	0.00500	0	99.2	0.004960	0.00	06/17/2011
Fluoranthene	0.00010		0.00436	0.00500	0	87.2	0.004730	8.10	06/17/2011
Fluorene	0.00010		0.00491	0.00500	0	98.2	0.004990	1.62	06/17/2011
Fluorene	0.00010		0.00464	0.00500	0	92.8	0.005049	8.49	06/17/2011
Naphthalene	0.00010		0.00433	0.00500	0	86.6	0.004420	2.06	06/17/2011
Naphthalene	0.00010		0.00417	0.00500	0	83.5	0.004729	12.49	06/17/2011
Phenanthrene	0.00010		0.00484	0.00500	0	96.8	0.004790	1.04	06/17/2011
Phenanthrene	0.00010		0.00487	0.00500	0	97.4	0.005300	8.44	06/17/2011
Pyrene	0.00010		0.00498	0.00500	0	99.6	0.004920	1.21	06/17/2011
Pyrene	0.00010		0.00434	0.00500	0	86.8	0.004691	7.73	06/17/2011
Surr: 2-Fluorobiphenyl			0.00402	0.00500		80.4			06/17/2011
Surr: 2-Fluorobiphenyl			0.00352	0.00500		70.4			06/17/2011
Surr: 2-Fluorophenol			0.00495	0.0100		49.5			06/17/2011
Surr: 2-Fluorophenol			0.00505	0.0100		50.5			06/17/2011
Surr: Nitrobenzene-d5			0.00421	0.00500		84.1			06/17/2011

Client: PSC Industrial Outsourcing, LP

Work Order: 11060800

Client Project: A831-735002-012901-225/IP Champaign

Report Date: 22-Jun-11

SW-846 3510C, 8270C SIMS, SEMI-VOLATILE ORGANIC COMPOUNDS BY GC/MS

Batch 69023		SampType: LCSD		Units mg/L				RPD Limit 40		Date Analyzed
SampID: LCSD-69023										
Analyses	RL	Qual	Result	Spike	SPK Ref Val	%REC	RPD Ref Val	%RPD	Date Analyzed	
Surr: Nitrobenzene-d5			0.00376	0.00500		75.2			06/17/2011	
Surr: Phenol-d5			0.00324	0.0100		32.4			06/17/2011	
Surr: Phenol-d5			0.00320	0.0100		32.0			06/17/2011	
Surr: p-Terphenyl-d14			0.00460	0.00500		92.0			06/17/2011	
Surr: p-Terphenyl-d14			0.00388	0.00500		77.5			06/17/2011	

Batch 69023		SampType: MS		Units mg/L				RPD Limit 40		Date Analyzed
SampID: 11060800-007AMS										
Analyses	RL	Qual	Result	Spike	SPK Ref Val	%REC	Low Limit	High Limit	Date Analyzed	
2-Methylnaphthalene	0.00010		0.00389	0.00500	0	77.8	50	150	06/17/2011	
Acenaphthene	0.00010		0.00435	0.00500	0	87.0	42.4	117	06/17/2011	
Acenaphthylene	0.00010		0.00384	0.00500	0	76.8	48.4	133	06/17/2011	
Anthracene	0.00010		0.00388	0.00500	0	77.6	52.4	115	06/17/2011	
Benzo(a)anthracene	0.00010		0.00363	0.00500	0	72.6	50.8	105	06/17/2011	
Benzo(a)pyrene	0.00010		0.00419	0.00500	0	83.8	53.3	126	06/17/2011	
Benzo(b)fluoranthene	0.00010		0.00416	0.00500	0	83.2	53.5	131	06/17/2011	
Benzo(g,h,i)perylene	0.00010		0.00417	0.00500	0	83.4	54.6	127	06/17/2011	
Benzo(k)fluoranthene	0.00010		0.00420	0.00500	0	84.0	56.2	128	06/17/2011	
Chrysene	0.00010		0.00379	0.00500	0	75.8	54.4	122	06/17/2011	
Dibenzo(a,h)anthracene	0.00010		0.00437	0.00500	0	87.4	54.8	127	06/17/2011	
Fluoranthene	0.00010		0.00393	0.00500	0	78.6	54.5	122	06/17/2011	
Fluorene	0.00010		0.00380	0.00500	0	76.0	47.7	119	06/17/2011	
Indeno(1,2,3-cd)pyrene	0.00010		0.00461	0.00500	0	92.2	53.2	125	06/17/2011	
Naphthalene	0.00010		0.00373	0.00500	0	74.6	36.3	107	06/17/2011	
Phenanthrene	0.00010		0.00371	0.00500	0	74.2	51	112	06/17/2011	
Pyrene	0.00010		0.00395	0.00500	0	79.0	55.9	121	06/17/2011	
Surr: 2-Fluorobiphenyl			0.00308	0.00500		61.6	34.3	105	06/17/2011	
Surr: 2-Fluorophenol			0.00363	0.0100		36.3	19.9	55.7	06/17/2011	
Surr: Nitrobenzene-d5			0.00462	0.00500		92.4	43	106	06/17/2011	
Surr: Phenol-d5			0.00286	0.0100		28.6	8.95	38.5	06/17/2011	
Surr: p-Terphenyl-d14			0.00267	0.00500		53.4	6.05	133	06/17/2011	

Batch 69023		SampType: MSD		Units mg/L				RPD Limit 40		Date Analyzed
SampID: 11060800-007AMSD										
Analyses	RL	Qual	Result	Spike	SPK Ref Val	%REC	RPD Ref Val	%RPD	Date Analyzed	
2-Methylnaphthalene	0.00010		0.00404	0.00500	0	80.8	0.003890	3.78	06/17/2011	
Acenaphthene	0.00010		0.00458	0.00500	0	91.6	0.004350	5.15	06/17/2011	
Acenaphthylene	0.00010		0.00411	0.00500	0	82.2	0.003840	6.79	06/17/2011	
Anthracene	0.00010		0.00400	0.00500	0	80.0	0.003880	3.05	06/17/2011	
Benzo(a)anthracene	0.00010		0.00369	0.00500	0	73.8	0.003630	1.64	06/17/2011	
Benzo(a)pyrene	0.00010		0.00436	0.00500	0	87.2	0.004190	3.98	06/17/2011	
Benzo(b)fluoranthene	0.00010		0.00408	0.00500	0	81.6	0.004160	1.94	06/17/2011	
Benzo(g,h,i)perylene	0.00010		0.00434	0.00500	0	86.8	0.004170	4.00	06/17/2011	
Benzo(k)fluoranthene	0.00010		0.00423	0.00500	0	84.6	0.004200	0.71	06/17/2011	
Chrysene	0.00010		0.00389	0.00500	0	77.8	0.003790	2.60	06/17/2011	
Dibenzo(a,h)anthracene	0.00010		0.00448	0.00500	0	89.6	0.004370	2.49	06/17/2011	



Quality Control Results

<http://www.teklabinc.com/>

Client: PSC Industrial Outsourcing, LP

Work Order: 11060800

Client Project: A831-735002-012901-225/IP Champaign

Report Date: 22-Jun-11

SW-846 3510C, 8270C SIMS, SEMI-VOLATILE ORGANIC COMPOUNDS BY GC/MS

Batch 69023		SampType: MSD		Units mg/L				RPD Limit 40		Date Analyzed
SampID: 11060800-007AMSD										
Analyses	RL	Qual	Result	Spike	SPK Ref Val	%REC	RPD Ref Val	%RPD	Date Analyzed	
Fluoranthene	0.00010		0.00423	0.00500	0	84.6	0.003930	7.35	06/17/2011	
Fluorene	0.00010		0.00418	0.00500	0	83.6	0.003800	9.52	06/17/2011	
Indeno(1,2,3-cd)pyrene	0.00010		0.00455	0.00500	0	91.0	0.004610	1.31	06/17/2011	
Naphthalene	0.00010		0.00388	0.00500	0	77.6	0.003730	3.94	06/17/2011	
Phenanthrene	0.00010		0.00379	0.00500	0	75.8	0.003710	2.13	06/17/2011	
Pyrene	0.00010		0.00416	0.00500	0	83.2	0.003950	5.18	06/17/2011	
Surr: 2-Fluorobiphenyl			0.00328	0.00500		65.6			06/17/2011	
Surr: 2-Fluorophenol			0.00332	0.0100		33.2			06/17/2011	
Surr: Nitrobenzene-d5			0.00476	0.00500		95.2			06/17/2011	
Surr: Phenol-d5			0.00269	0.0100		26.9			06/17/2011	
Surr: p-Terphenyl-d14			0.00296	0.00500		59.2			06/17/2011	

Batch 69049		SampType: MBLK		Units mg/L						Date Analyzed
SampID: MB-69049										
Analyses	RL	Qual	Result	Spike	SPK Ref Val	%REC	Low Limit	High Limit	Date Analyzed	
2-Methylnaphthalene	0.00010		ND						06/20/2011	
Acenaphthene	0.00010		ND						06/20/2011	
Acenaphthylene	0.00010		ND						06/20/2011	
Anthracene	0.00010		ND						06/20/2011	
Benzo(a)anthracene	0.00010		ND						06/20/2011	
Benzo(a)pyrene	0.00010		ND						06/20/2011	
Benzo(b)fluoranthene	0.00010		ND						06/20/2011	
Benzo(g,h,i)perylene	0.00010		ND						06/20/2011	
Benzo(k)fluoranthene	0.00010		ND						06/20/2011	
Chrysene	0.00010		ND						06/20/2011	
Dibenzo(a,h)anthracene	0.00010		ND						06/20/2011	
Fluoranthene	0.00010		ND						06/20/2011	
Fluorene	0.00010		ND						06/20/2011	
Naphthalene	0.00010		ND						06/20/2011	
Phenanthrene	0.00010		ND						06/20/2011	
Pyrene	0.00010		ND						06/20/2011	
Total PNAs except Naphthalene	0.00013		ND						06/20/2011	
Surr: 2-Fluorobiphenyl			0.00410	0.00500		82.0	45.4	97.6	06/20/2011	
Surr: 2-Fluorophenol			0.00459	0.0100		45.9	24.9	63.7	06/20/2011	
Surr: Nitrobenzene-d5			0.00389	0.00500		77.8	45.2	108	06/20/2011	
Surr: Phenol-d5			0.00293	0.0100		29.3	15.5	39.5	06/20/2011	
Surr: p-Terphenyl-d14			0.00463	0.00500		92.6	46	127	06/20/2011	

Batch 69049		SampType: LCS		Units mg/L						Date Analyzed
SampID: LCS-69049										
Analyses	RL	Qual	Result	Spike	SPK Ref Val	%REC	Low Limit	High Limit	Date Analyzed	
2-Methylnaphthalene	0.00010		0.00451	0.00500	0	90.2	50	150	06/20/2011	
Acenaphthene	0.00010		0.00478	0.00500	0	95.6	50.1	103	06/20/2011	
Acenaphthylene	0.00010		0.00470	0.00500	0	94.0	53.3	122	06/20/2011	
Anthracene	0.00010		0.00468	0.00500	0	93.6	57.4	110	06/20/2011	
Benzo(a)anthracene	0.00010		0.00428	0.00500	0	85.6	56	102	06/20/2011	

Client: PSC Industrial Outsourcing, LP

Work Order: 11060800

Client Project: A831-735002-012901-225/IP Champaign

Report Date: 22-Jun-11

SW-846 3510C, 8270C SIMS, SEMI-VOLATILE ORGANIC COMPOUNDS BY GC/MS

Batch 69049		SampType: LCS		Units mg/L					
SampID: LCS-69049									
Analyses	RL	Qual	Result	Spike	SPK Ref Val	%REC	Low Limit	High Limit	Date Analyzed
Benzo(a)pyrene	0.00010		0.00465	0.00500	0	93.0	55.4	125	06/20/2011
Benzo(b)fluoranthene	0.00010		0.00474	0.00500	0	94.8	59.3	127	06/20/2011
Benzo(g,h,i)perylene	0.00010		0.00491	0.00500	0	98.2	58.4	125	06/20/2011
Benzo(k)fluoranthene	0.00010		0.00483	0.00500	0	96.6	61.5	125	06/20/2011
Chrysene	0.00010		0.00469	0.00500	0	93.8	58.7	118	06/20/2011
Dibenzo(a,h)anthracene	0.00010		0.00515	0.00500	0	103.0	59.3	126	06/20/2011
Fluoranthene	0.00010		0.00476	0.00500	0	95.2	60.1	117	06/20/2011
Fluorene	0.00010		0.00498	0.00500	0	99.6	54.1	110	06/20/2011
Naphthalene	0.00010		0.00425	0.00500	0	85.0	36.3	97.1	06/20/2011
Phenanthrene	0.00010		0.00462	0.00500	0	92.4	55.9	107	06/20/2011
Pyrene	0.00010		0.00485	0.00500	0	97.0	61.4	116	06/20/2011
Surr: 2-Fluorobiphenyl			0.00401	0.00500		80.2	45.4	97.6	06/20/2011
Surr: 2-Fluorophenol			0.00462	0.0100		46.2	24.9	63.7	06/20/2011
Surr: Nitrobenzene-d5			0.00385	0.00500		77.0	45.2	108	06/20/2011
Surr: Phenol-d5			0.00288	0.0100		28.8	15.5	39.5	06/20/2011
Surr: p-Terphenyl-d14			0.00462	0.00500		92.4	46	127	06/20/2011

Batch 69049		SampType: LCSD		Units mg/L		RPD Limit 40			
SampID: LCSD-69049									
Analyses	RL	Qual	Result	Spike	SPK Ref Val	%REC	RPD Ref Val	%RPD	Date Analyzed
2-Methylnaphthalene	0.00010		0.00469	0.00500	0	93.8	0.004510	3.91	06/20/2011
Acenaphthene	0.00010		0.00468	0.00500	0	93.6	0.004780	2.11	06/20/2011
Acenaphthylene	0.00010		0.00458	0.00500	0	91.6	0.004700	2.59	06/20/2011
Anthracene	0.00010		0.00438	0.00500	0	87.6	0.004680	6.62	06/20/2011
Benzo(a)anthracene	0.00010		0.00444	0.00500	0	88.8	0.004280	3.67	06/20/2011
Benzo(a)pyrene	0.00010		0.00473	0.00500	0	94.6	0.004650	1.71	06/20/2011
Benzo(b)fluoranthene	0.00010		0.00481	0.00500	0	96.2	0.004740	1.47	06/20/2011
Benzo(g,h,i)perylene	0.00010		0.00502	0.00500	0	100.4	0.004910	2.22	06/20/2011
Benzo(k)fluoranthene	0.00010		0.00492	0.00500	0	98.4	0.004830	1.85	06/20/2011
Chrysene	0.00010		0.00485	0.00500	0	97.0	0.004690	3.35	06/20/2011
Dibenzo(a,h)anthracene	0.00010		0.00533	0.00500	0	106.6	0.005150	3.44	06/20/2011
Fluoranthene	0.00010		0.00433	0.00500	0	86.6	0.004760	9.46	06/20/2011
Fluorene	0.00010		0.00510	0.00500	0	102.0	0.004980	2.38	06/20/2011
Naphthalene	0.00010		0.00427	0.00500	0	85.4	0.004250	0.47	06/20/2011
Phenanthrene	0.00010		0.00413	0.00500	0	82.6	0.004620	11.20	06/20/2011
Pyrene	0.00010		0.00437	0.00500	0	87.4	0.004850	10.41	06/20/2011
Surr: 2-Fluorobiphenyl			0.00393	0.00500		78.6			06/20/2011
Surr: 2-Fluorophenol			0.00453	0.0100		45.3			06/20/2011
Surr: Nitrobenzene-d5			0.00383	0.00500		76.6			06/20/2011
Surr: Phenol-d5			0.00286	0.0100		28.6			06/20/2011
Surr: p-Terphenyl-d14			0.00399	0.00500		79.8			06/20/2011

SW-846 5030, 8260B, VOLATILE ORGANIC COMPOUNDS BY GC/MS

Client: PSC Industrial Outsourcing, LP

Work Order: 11060800

Client Project: A831-735002-012901-225/IP Champaign

Report Date: 22-Jun-11

SW-846 5030, 8260B, VOLATILE ORGANIC COMPOUNDS BY GC/MS

Batch 69035		SampType: MBLK		Units µg/L						
SampID: MBLK-T110616-1										
Analyses	RL	Qual	Result	Spike	SPK Ref Val	%REC	Low Limit	High Limit	Date Analyzed	
Benzene	2.0		ND						06/16/2011	
Ethylbenzene	5.0		ND						06/16/2011	
Toluene	5.0		ND						06/16/2011	
Xylenes, Total	5.0		ND						06/16/2011	
Surr: 1,2-Dichloroethane-d4			51.4	50.0		102.9	74.7	129	06/16/2011	
Surr: 4-Bromofluorobenzene			49.6	50.0		99.2	86	119	06/16/2011	
Surr: Dibromofluoromethane			50.9	50.0		101.8	81.7	123	06/16/2011	
Surr: Toluene-d8			48.9	50.0		97.8	84.3	114	06/16/2011	

Batch 69035		SampType: LCSD		Units µg/L		RPD Limit 40				
SampID: LCSD-T110616-1										
Analyses	RL	Qual	Result	Spike	SPK Ref Val	%REC	RPD Ref Val	%RPD	Date Analyzed	
Benzene	2.0		48.8	50.0	0	97.7	50.97	4.25	06/16/2011	
Ethylbenzene	5.0		47.5	50.0	0	95.0	49.14	3.37	06/16/2011	
Toluene	5.0		46.5	50.0	0	93.0	48.33	3.84	06/16/2011	
Xylenes, Total	5.0		142	150	0	94.5	147.8	4.23	06/16/2011	
Surr: 1,2-Dichloroethane-d4			52.7	50.0		105.3			06/16/2011	
Surr: 4-Bromofluorobenzene			50.6	50.0		101.2			06/16/2011	
Surr: Dibromofluoromethane			53.0	50.0		106.0			06/16/2011	
Surr: Toluene-d8			49.1	50.0		98.3			06/16/2011	

Batch 69035		SampType: LCS		Units µg/L						
SampID: LCS-T110616-1										
Analyses	RL	Qual	Result	Spike	SPK Ref Val	%REC	Low Limit	High Limit	Date Analyzed	
Benzene	2.0		51.0	50.0	0	101.9	82.7	117	06/16/2011	
Ethylbenzene	5.0		49.1	50.0	0	98.3	83	113	06/16/2011	
Toluene	5.0		48.3	50.0	0	96.7	79.6	116	06/16/2011	
Xylenes, Total	5.0		148	150	0	98.5	80.3	120	06/16/2011	
Surr: 1,2-Dichloroethane-d4			53.1	50.0		106.3	74.7	129	06/16/2011	
Surr: 4-Bromofluorobenzene			49.5	50.0		99.0	86	119	06/16/2011	
Surr: Dibromofluoromethane			53.0	50.0		106.1	81.7	123	06/16/2011	
Surr: Toluene-d8			49.2	50.0		98.4	84.3	114	06/16/2011	

Batch 69035		SampType: MS		Units µg/L						
SampID: 11060800-005CMS										
Analyses	RL	Qual	Result	Spike	SPK Ref Val	%REC	Low Limit	High Limit	Date Analyzed	
Benzene	2.0		59.3	60.0	0	98.9	57.8	125	06/16/2011	
Ethylbenzene	5.0		63.4	60.0	0	105.7	72.8	123	06/16/2011	
Toluene	5.0		59.8	60.0	0	99.6	75.8	123	06/16/2011	
Xylenes, Total	5.0		117	120	0	97.3	73	127	06/16/2011	
Surr: 1,2-Dichloroethane-d4			52.8	50.0		105.6	74.7	129	06/16/2011	
Surr: 4-Bromofluorobenzene			49.9	50.0		99.8	86	119	06/16/2011	
Surr: Dibromofluoromethane			51.5	50.0		103.0	81.7	123	06/16/2011	
Surr: Toluene-d8			49.3	50.0		98.5	84.3	114	06/16/2011	

Client: PSC Industrial Outsourcing, LP

Work Order: 11060800

Client Project: A831-735002-012901-225/IP Champaign

Report Date: 22-Jun-11

SW-846 5030, 8260B, VOLATILE ORGANIC COMPOUNDS BY GC/MS

Batch 69035		SampType: MSD		Units µg/L				RPD Limit 20		Date Analyzed
SampID: 11060800-005CMSD										
Analyses	RL	Qual	Result	Spike	SPK Ref Val	%REC	RPD Ref Val	%RPD	Date Analyzed	
Benzene	2.0		59.7	60.0	0	99.5	59.31	0.66	06/16/2011	
Ethylbenzene	5.0		63.0	60.0	0	105.1	63.43	0.60	06/16/2011	
Toluene	5.0		60.0	60.0	0	99.9	59.77	0.32	06/16/2011	
Xylenes, Total	5.0		117	120	0	97.1	116.8	0.20	06/16/2011	
Surr: 1,2-Dichloroethane-d4			51.8	50.0		103.5			06/16/2011	
Surr: 4-Bromofluorobenzene			49.2	50.0		98.5			06/16/2011	
Surr: Dibromofluoromethane			50.8	50.0		101.5			06/16/2011	
Surr: Toluene-d8			48.5	50.0		97.1			06/16/2011	

Batch 69068		SampType: MBLK		Units µg/L				RPD Limit 20		Date Analyzed
SampID: MBLK-T110617-1										
Analyses	RL	Qual	Result	Spike	SPK Ref Val	%REC	Low Limit	High Limit	Date Analyzed	
Benzene	2.0		ND						06/17/2011	
Ethylbenzene	5.0		ND						06/17/2011	
Toluene	5.0		ND						06/17/2011	
Xylenes, Total	5.0		ND						06/17/2011	
Surr: 1,2-Dichloroethane-d4			49.8	50.0		99.6	74.7	129	06/17/2011	
Surr: 4-Bromofluorobenzene			49.4	50.0		98.7	86	119	06/17/2011	
Surr: Dibromofluoromethane			50.8	50.0		101.5	81.7	123	06/17/2011	
Surr: Toluene-d8			48.9	50.0		97.7	84.3	114	06/17/2011	

Batch 69068		SampType: LCSD		Units µg/L				RPD Limit 40		Date Analyzed
SampID: LCSD-T110617-1										
Analyses	RL	Qual	Result	Spike	SPK Ref Val	%REC	RPD Ref Val	%RPD	Date Analyzed	
Benzene	2.0		50.9	50.0	0	101.7	51.99	2.18	06/17/2011	
Ethylbenzene	5.0		48.8	50.0	0	97.6	49.88	2.19	06/17/2011	
Toluene	5.0		47.9	50.0	0	95.7	49.16	2.68	06/17/2011	
Xylenes, Total	5.0		146	150	0	97.3	154.0	5.34	06/17/2011	
Surr: 1,2-Dichloroethane-d4			52.4	50.0		104.8			06/17/2011	
Surr: 4-Bromofluorobenzene			51.0	50.0		102.0			06/17/2011	
Surr: Dibromofluoromethane			52.1	50.0		104.1			06/17/2011	
Surr: Toluene-d8			48.7	50.0		97.3			06/17/2011	

Batch 69068		SampType: LCS		Units µg/L				RPD Limit 40		Date Analyzed
SampID: LCS-T110617-1										
Analyses	RL	Qual	Result	Spike	SPK Ref Val	%REC	Low Limit	High Limit	Date Analyzed	
Benzene	2.0		52.0	50.0	0	104.0	82.7	117	06/17/2011	
Ethylbenzene	5.0		49.9	50.0	0	99.8	83	113	06/17/2011	
Toluene	5.0		49.2	50.0	0	98.3	79.6	116	06/17/2011	
Xylenes, Total	5.0		154	150	0	102.7	80.3	120	06/17/2011	
Surr: 1,2-Dichloroethane-d4			53.4	50.0		106.8	74.7	129	06/17/2011	
Surr: 4-Bromofluorobenzene			50.2	50.0		100.5	86	119	06/17/2011	
Surr: Dibromofluoromethane			52.6	50.0		105.2	81.7	123	06/17/2011	
Surr: Toluene-d8			49.5	50.0		99.0	84.3	114	06/17/2011	

Client: PSC Industrial Outsourcing, LP

Work Order: 11060800

Client Project: A831-735002-012901-225/IP Champaign

Report Date: 22-Jun-11

SW-846 5030, 8260B, VOLATILE ORGANIC COMPOUNDS BY GC/MS

Batch 69068		SampType: MS		Units µg/L						Date Analyzed
SampID: 11060800-007CMS										
Analyses	RL	Qual	Result	Spike	SPK Ref Val	%REC	Low Limit	High Limit		
Benzene	2.0		59.7	60.0	0.6500	98.4	57.8	125	06/17/2011	
Ethylbenzene	5.0		61.3	60.0	0	102.2	72.8	123	06/17/2011	
Toluene	5.0		58.1	60.0	0	96.8	75.8	123	06/17/2011	
Xylenes, Total	5.0		107	120	0	89.6	73	127	06/17/2011	
Surr: 1,2-Dichloroethane-d4			51.7	50.0		103.4	74.7	129	06/17/2011	
Surr: 4-Bromofluorobenzene			50.8	50.0		101.5	86	119	06/17/2011	
Surr: Dibromofluoromethane			50.8	50.0		101.6	81.7	123	06/17/2011	
Surr: Toluene-d8			47.8	50.0		95.7	84.3	114	06/17/2011	

Batch 69068		SampType: MSD		Units µg/L		RPD Limit 20				Date Analyzed
SampID: 11060800-007CMSD										
Analyses	RL	Qual	Result	Spike	SPK Ref Val	%REC	RPD Ref Val	%RPD		
Benzene	2.0		59.6	60.0	0.6500	98.3	59.66	0.05	06/17/2011	
Ethylbenzene	5.0		62.3	60.0	0	103.9	61.29	1.70	06/17/2011	
Toluene	5.0		58.2	60.0	0	97.0	58.10	0.21	06/17/2011	
Xylenes, Total	5.0		110	120	0	91.9	107.5	2.61	06/17/2011	
Surr: 1,2-Dichloroethane-d4			50.3	50.0		100.6			06/17/2011	
Surr: 4-Bromofluorobenzene			49.9	50.0		99.8			06/17/2011	
Surr: Dibromofluoromethane			49.9	50.0		99.7			06/17/2011	
Surr: Toluene-d8			47.7	50.0		95.4			06/17/2011	

Batch 69072		SampType: MBLK		Units µg/L						Date Analyzed
SampID: MBLK-T110620-1										
Analyses	RL	Qual	Result	Spike	SPK Ref Val	%REC	Low Limit	High Limit		
Benzene	2.0		ND						06/20/2011	
Ethylbenzene	5.0		ND						06/20/2011	
Toluene	5.0		ND						06/20/2011	
Xylenes, Total	5.0		ND						06/20/2011	
Surr: 1,2-Dichloroethane-d4			51.6	50.0		103.2	74.7	129	06/20/2011	
Surr: 4-Bromofluorobenzene			50.7	50.0		101.5	86	119	06/20/2011	
Surr: Dibromofluoromethane			50.9	50.0		101.8	81.7	123	06/20/2011	
Surr: Toluene-d8			48.8	50.0		97.5	84.3	114	06/20/2011	

Batch 69072		SampType: LCSD		Units µg/L		RPD Limit 40				Date Analyzed
SampID: LCSD-T110620-1										
Analyses	RL	Qual	Result	Spike	SPK Ref Val	%REC	RPD Ref Val	%RPD		
Benzene	2.0		51.5	50.0	0	103.1	53.31	3.38	06/20/2011	
Ethylbenzene	5.0		49.4	50.0	0	98.7	50.71	2.72	06/20/2011	
Toluene	5.0		48.9	50.0	0	97.8	49.37	1.00	06/20/2011	
Xylenes, Total	5.0		150	150	0	100	153.2	2.13	06/20/2011	
Surr: 1,2-Dichloroethane-d4			52.6	50.0		105.2			06/20/2011	
Surr: 4-Bromofluorobenzene			49.4	50.0		98.7			06/20/2011	
Surr: Dibromofluoromethane			52.8	50.0		105.7			06/20/2011	
Surr: Toluene-d8			49.2	50.0		98.4			06/20/2011	

Client: PSC Industrial Outsourcing, LP

Work Order: 11060800

Client Project: A831-735002-012901-225/IP Champaign

Report Date: 22-Jun-11

SW-846 5030, 8260B, VOLATILE ORGANIC COMPOUNDS BY GC/MS

Batch 69072		SampType: LCS		Units µg/L						
SampID: LCS-T110620-1										
Analyses	RL	Qual	Result	Spike	SPK Ref Val	%REC	Low Limit	High Limit	Date Analyzed	
Benzene	2.0		53.3	50.0	0	106.6	82.7	117	06/20/2011	
Ethylbenzene	5.0		50.7	50.0	0	101.4	83	113	06/20/2011	
Toluene	5.0		49.4	50.0	0	98.7	79.6	116	06/20/2011	
Xylenes, Total	5.0		153	150	0	102.2	80.3	120	06/20/2011	
Surr: 1,2-Dichloroethane-d4			54.8	50.0		109.6	74.7	129	06/20/2011	
Surr: 4-Bromofluorobenzene			49.4	50.0		98.8	86	119	06/20/2011	
Surr: Dibromofluoromethane			54.6	50.0		109.1	81.7	123	06/20/2011	
Surr: Toluene-d8			49.4	50.0		98.8	84.3	114	06/20/2011	

Batch 69072		SampType: MS		Units µg/L						
SampID: 11060800-022CMS										
Analyses	RL	Qual	Result	Spike	SPK Ref Val	%REC	Low Limit	High Limit	Date Analyzed	
Benzene	2.0		57.5	60.0	0	95.8	57.8	125	06/20/2011	
Ethylbenzene	5.0		62.6	60.0	0	104.3	72.8	123	06/20/2011	
Toluene	5.0		59.4	60.0	0	99.0	75.8	123	06/20/2011	
Xylenes, Total	5.0		115	120	0	95.5	73	127	06/20/2011	
Surr: 1,2-Dichloroethane-d4			53.3	50.0		106.6	74.7	129	06/20/2011	
Surr: 4-Bromofluorobenzene			50.4	50.0		100.9	86	119	06/20/2011	
Surr: Dibromofluoromethane			51.8	50.0		103.7	81.7	123	06/20/2011	
Surr: Toluene-d8			48.5	50.0		97.0	84.3	114	06/20/2011	

Batch 69072		SampType: MSD		Units µg/L				RPD Limit 20		Date Analyzed
SampID: 11060800-022CMSD										
Analyses	RL	Qual	Result	Spike	SPK Ref Val	%REC	RPD Ref Val	%RPD	Date Analyzed	
Benzene	2.0		57.0	60.0	0	95.0	57.50	0.82	06/20/2011	
Ethylbenzene	5.0		64.0	60.0	0	106.7	62.57	2.28	06/20/2011	
Toluene	5.0		58.2	60.0	0	97.0	59.38	1.96	06/20/2011	
Xylenes, Total	5.0		115	120	0	96.1	114.6	0.63	06/20/2011	
Surr: 1,2-Dichloroethane-d4			52.9	50.0		105.8			06/20/2011	
Surr: 4-Bromofluorobenzene			50.4	50.0		100.8			06/20/2011	
Surr: Dibromofluoromethane			51.7	50.0		103.3			06/20/2011	
Surr: Toluene-d8			48.3	50.0		96.7			06/20/2011	



Receiving Check List

<http://www.teklabinc.com/>

Client: PSC Industrial Outsourcing, LP

Work Order: 11060800

Client Project: A831-735002-012901-225/IP Champaign

Report Date: 22-Jun-11

Carrier: John Linnemann

Received By: TWM

Completed by:

Reviewed by:

On:

16-Jun-11

Timothy W. Mathis

On:

16-Jun-11

Elizabeth A. Hurley

Pages to follow: Chain of custody

Extra pages included

Shipping container/cooler in good condition?	Yes <input checked="" type="checkbox"/>	No <input type="checkbox"/>	Not Present <input type="checkbox"/>	Temp °C	2.4
Type of thermal preservation?	None <input type="checkbox"/>	Ice <input checked="" type="checkbox"/>	Blue Ice <input type="checkbox"/>	Dry Ice	<input type="checkbox"/>
Chain of custody present?	Yes <input checked="" type="checkbox"/>	No <input type="checkbox"/>			
Chain of custody signed when relinquished and received?	Yes <input checked="" type="checkbox"/>	No <input type="checkbox"/>			
Chain of custody agrees with sample labels?	Yes <input checked="" type="checkbox"/>	No <input type="checkbox"/>			
Samples in proper container/bottle?	Yes <input checked="" type="checkbox"/>	No <input type="checkbox"/>			
Sample containers intact?	Yes <input checked="" type="checkbox"/>	No <input type="checkbox"/>			
Sufficient sample volume for indicated test?	Yes <input checked="" type="checkbox"/>	No <input type="checkbox"/>			
All samples received within holding time?	Yes <input checked="" type="checkbox"/>	No <input type="checkbox"/>			
Reported field parameters measured:	Field <input type="checkbox"/>	Lab <input type="checkbox"/>	NA	<input checked="" type="checkbox"/>	
Container/Temp Blank temperature in compliance?	Yes <input checked="" type="checkbox"/>	No <input type="checkbox"/>			

When thermal preservation is required, samples are compliant with a temperature between 0.1°C - 6.0°C, or when samples are received on ice the same day as collected.

Water - vials have zero headspace?	Yes <input checked="" type="checkbox"/>	No <input type="checkbox"/>	No VOA vials	<input type="checkbox"/>
Water - TOX containers have zero headspace?	Yes <input type="checkbox"/>	No <input type="checkbox"/>	No TOX containers	<input checked="" type="checkbox"/>
Water - pH acceptable upon receipt?	Yes <input checked="" type="checkbox"/>	No <input type="checkbox"/>		

Any No responses must be detailed below or on the COC.



Chain of Custody Record

210 West Sand Bank Road
P.O. Box 230
Columbia, IL 62236-0230

COC Serial No. **B** 10032

(618) 281-7173 Phone
(800) 733-7173
(618) 281-5120 Fax

Project Name: Archer Champion Project Mgr.: Bob Spahn
Project Number: 624-0903-0120 Cost Code: J0002
Sampler(s): J. Liner, S. Tank, S. Cranes

Laboratory Name: TEKLAB
Location: Coltswright, IL

Sample Number and (depth)	Date	Time	Matrix			Total Number of Containers
			Soil	Water	Air	
TOP TRUCK	6/14/11	07:30	✓			2
VMW-107	6/13/11	14:15	✓			4
VMW-305	6/13/11	14:30	✓			4
VMW-905	6/13/11	15:00	✓			4
VMW-306	6/13/11	15:05	✓			4
VMW-110	6/13/11	15:25	✓			4
VMW-307	6/13/11	15:35	✓			4
VMW-106R	6/14/11	08:40	✓			4
VMW-105	6/14/11	08:55	✓			4
VMW-117	6/14/11	09:30	✓			4
VMW-122	6/14/11	09:30	✓			4

Analyses by Method Name and Number	Comments (Field PID)	Lab ID #'s
WTEX 2000		11060800 (001)
WTEX 2000		0072
WTEX 2000		0023
WTEX 2000		004
WTEX 2000		005
WTEX 2000		006
WTEX 2000		007
WTEX 2000		008
WTEX 2000		009
WTEX 2000		010
WTEX 2000		011

Laboratory Temperature upon Receipt
2.4

Presum 6-16-11

Samples Iced: Yes No

Preservatives (ONLY for Water Samples)

Volatile Organics Hydrochloric acid (HCl)

VOC Soil (5035) Sodium Bisulfate/Methanol

TPH Hydrochloric acid and/or Sulfuric acid

Metals Nitric acid (HNO₃)

Cyanide Sodium hydroxide (NaOH)

Other (Specify)

Lab Directives: Requested TAT: Rush 5 Days STD Other _____

Fax and/or Mail Results to: SAVE

Send Invoice to: _____

QC Deliverable Requested: Full QC & Limits CLP-LIKE EDD Other _____

Special Guidelines: _____

Reporting Limits: OK HEADSPACE 6-16-11

* Special: _____

Shipping: Carrier / Airbill No. _____

Relinquished by: Signature _____ Date 6/14/11 Time 15:05

Received by: Signature _____ Date 6/16/11 Time 5:05

11060820

Chain of Custody Record

210 West Sand Bank Road
P.O. Box 230
Columbia, IL 62236-0230
(618) 281-7173 Phone
(800) 733-7173
(618) 281-5120 Fax

COC Serial No. **B** 10031



Project Name: **ARREST CAMPIGN** Project Mgr.: **KEVIN STEWART**

Project Number: **624-083-020** Cost Code: **1000Z**

Sampler(s): **J. LANE, M. S. PERRY, S. COVENS**

Laboratory Name: **TEX LAB**
Location: **Collinsville, IL**

Sample Number and (depth)	Date	Time	Matrix			Total Number of Containers	Analyses by Method Name and Number	Comments (Field PID)	Lab ID #'s
			Soil	Water	Air				
VMW-302	6/14/11	10:00							012
VMW-108		10:40							03
VMW-303		11:15							014
VMW-120		12:35							015 - 605-244 6/16/11
VMW-119		14:25							06
VMW-111A		15:05							017
VMW-123	6/15/11	10:00							018
VMW-902	6/16/11	10:30							019
VMW-102	6/15/11	12:05							020
VMW-118	6/15/11	15:25							021
VMW-109	6/15/11	16:42							022

Laboratory Temperature upon Receipt
24

TRX 0260
TRX 0270
TRX 0280
TRX 0290
TRX 0300

Samples Iced: Yes No

Preservatives (ONLY for Water Samples)

Volatile Organics Hydrochloric acid (HCl)

VOC Soil (5035) Sodium Bisulfate/Methanol

TPH Hydrochloric acid and/or Sulfuric acid (HNO₃)

Metals Nitric acid

Cyanide Sodium hydroxide (NaOH)

Other (Specify)

Lab Directives:

Requested TAT: Rush 5 Days STD Other

Fax and/or Mail Results to: **P. SACHINA**

Send Invoice to: **SAVY**

QC Deliverable Requested: Full QC & Limits CLP-LIKE EDD Other

Special Guidelines: _____

Reporting Limits: _____

* Special: _____

Shipping:

Carrier / Airbill No. _____

Relinquished by:

Signature: _____ Date: **6/16/11** Time: **15:05**

Received by:

Signature: _____ Date: **6-16-11** Time: **15:05**

11060800



Chain of Custody Record

210 West Sand Bank Road
P.O. Box 230
Columbia, IL 62236-0230

(618) 281-7173 Phone
(800) 733-7173
(618) 281-5120 Fax

COC Serial No. **B** 10033

Project Name: Amenco Suppina Project Mgr.: Tom Szarka
Project Number: 624-0908-0120 Cost Code: 5002
Sampler(s): J. L. ...

Laboratory Name: TEXSA
Location: Collinsville, IL
Sample Number and (depth):
VMW-122 Date: 6/14/11 Time: 08:35
VMW300 Date: 6/14/11 Time: 09:00

Total Number of Containers	Matrix			
	Soil	Water	Air	Wipes *
4	✓			
4	✓			

Analyses by Method Name and Number

Method Name and Number	Lab ID #'s
...	11060800
...	0123
...	0124

Laboratory Temperature upon Receipt
24

Samples Iced: Yes No

Preservatives (ONLY for Water Samples)

- Volatile Organics
- VOC Soil (5035)
- TPH
- Metals
- Cyanide
- Other (Specify) _____

Hydrochloric acid (HCl)
Sodium Bisulfate/Methanol
Hydrochloric acid and/or Sulfuric acid (HNO₃)
Sodium hydroxide (NaOH)

Lab Directives:

Requested TAT: Rush 5 Days STD Other _____

Fax and/or Mail Results to: J. Szarka

Send Invoice to: SALE

QC Deliverable Requested: Full QC & Limits CLP-LIKE EDD Other _____

Special Guidelines: _____

Reporting Limits: _____

* Special: _____

Shipping:

Carrier / Airbill No. _____

Relinquished by: Signature: _____ Date: 6/14/11 Time: 1305

Received by: Signature: _____ Date: 6/16/11 Time: 1505

ATTACHMENT 4

Table 1 – Field Hydraulic Conductivity Results from 1990 and 2011

Field Data from PT2X Sensors

AQTESOLV Output Results

Table 1. Field Hydraulic Conductivity Results from 1990 and 2011 Tests

Ameren Illinois
Champaign Former MGP Site
Champaign, Illinois

Monitoring Well	Test Date (month/year)	Analytical Solution ¹	Number of Field Tests	Hydraulic Conductivity (cm/sec)
UMW-102	Dec-90	Bouwer-Rice (Unconfined)	Slug In Test 1	6.94E-05
UMW-102	Dec-90	Bouwer-Rice (Unconfined)	Slug Out Test 1	4.99E-05
UMW-102	Dec-90	Bouwer-Rice (Unconfined)	Slug In Test 2	3.51E-05
UMW-102	Dec-90	Bouwer-Rice (Unconfined)	Slug Out Test 2	5.64E-05
Geometric Mean				5.13E-05
UMW-102	Jun-11	KGS Model w/ Skin (Unconfined)	Slug In (Test 1)	4.48E-05
UMW-102	Jun-11	Bouwer-Rice (Unconfined)	Slug In (Test 1)	4.05E-05
Geometric Mean				4.26E-05
UMW-104	Dec-90	Bouwer-Rice (Unconfined)	Slug In Test 1	1.92E-04
UMW-104	Dec-90	Bouwer-Rice (Unconfined)	Slug Out Test 1	1.66E-04
UMW-104	Dec-90	Bouwer-Rice (Unconfined)	Slug In Test 2	1.62E-04
UMW-104	Dec-90	Bouwer-Rice (Unconfined)	Slug Out Test 2	1.93E-04
Geometric Mean				1.78E-04
UMW-106	Dec-90	Bouwer-Rice (Unconfined)	Bail Down Test	1.21E-06
UMW-107	Jun-11	Bouwer-Rice (Unconfined)	Slug In (Test 1)	2.60E-04
UMW-107	Jun-11	Bouwer-Rice (Unconfined)	Slug Out (Test 2)	3.52E-05
Geometric Mean				9.57E-05
UMW-108	Dec-90	Bouwer-Rice (Unconfined)	Bail Down Test	5.23E-06
UMW-108	Jun-11	Bouwer-Rice (Unconfined)	Slug In (Test 1)	9.52E-05
UMW-108	Jun-11	Bouwer-Rice (Unconfined)	Slug Out (Test 2)	7.30E-05
Geometric Mean				8.34E-05
UMW-109	Jun-11	KGS Model w/ Skin (Unconfined)	Slug In (Test 1)	2.58E-06
UMW-109	Jun-11	Bouwer-Rice (Unconfined)	Slug In (Test 1)	2.58E-06
Geometric Mean				2.58E-06
UMW-116	Jun-11	Bouwer-Rice (Unconfined)	Slug In (Test 1)	2.55E-05
UMW-116	Jun-11	Bouwer-Rice (Unconfined)	Slug Out (Test 2)	3.86E-05
Geometric Mean				3.14E-05

Notes:

1 Analytical package for analysis of 2011 slug test data: AQTESOLV Pro Version 4.50

1990 Testing and 1994 Analysis conducted by Burlington Environmental, Inc.

2011 Testing and Analysis conducted by PSC Industrial Outsourcing and Kelron Environmental, Inc.

Sensor SN	Sensor Type	Sensor Name	Session	Records
2549025	PT2X	aquistar	UMW102-IN	148
		Pressure(psi)	Temperature(degC)	
	Sensor Range	50 psig	-40 - +125 degC	
	Minimum	6.796	13.5	
	Maximum	7.454	14.0	
	Mean	6.980	13.8	
	Variance	0.0181	0.02	
	Std Deviation	0.1346	0.15	
	Gain	1.000000	1.000000	
	Offset	0.0000	0.00	
Rec#	Date/Time	Pressure(psi)	Temperature(degC)	
1	24-Jun-11 09:27:06	6.798	13.7	
2	24-Jun-11 09:27:07	6.798	13.7	
3	24-Jun-11 09:27:08	6.798	13.7	
4	24-Jun-11 09:27:09	6.798	13.8	
5	24-Jun-11 09:27:10	6.796	13.8	
6	24-Jun-11 09:27:11	6.798	13.8	
7	24-Jun-11 09:27:12	6.798	13.8	
8	24-Jun-11 09:27:13	6.800	13.8	
9	24-Jun-11 09:27:14	7.298	13.8	
10	24-Jun-11 09:27:15	7.454	13.8	
11	24-Jun-11 09:27:16	7.403	13.8	
12	24-Jun-11 09:27:17	7.376	13.8	
13	24-Jun-11 09:27:18	7.351	13.8	
14	24-Jun-11 09:27:19	7.328	13.8	
15	24-Jun-11 09:27:20	7.309	13.8	
16	24-Jun-11 09:27:21	7.296	13.8	
17	24-Jun-11 09:27:22	7.272	13.8	
18	24-Jun-11 09:27:23	7.252	13.8	
19	24-Jun-11 09:27:24	7.239	13.8	
20	24-Jun-11 09:27:25	7.222	13.8	
21	24-Jun-11 09:27:26	7.207	13.8	
22	24-Jun-11 09:27:27	7.192	13.8	
23	24-Jun-11 09:27:28	7.184	13.8	
24	24-Jun-11 09:27:29	7.172	13.9	
25	24-Jun-11 09:27:30	7.162	13.9	
26	24-Jun-11 09:27:31	7.150	13.8	
27	24-Jun-11 09:27:32	7.142	13.9	
28	24-Jun-11 09:27:33	7.132	13.8	
29	24-Jun-11 09:27:34	7.123	13.9	
30	24-Jun-11 09:27:35	7.113	13.9	
31	24-Jun-11 09:27:36	7.106	13.9	
32	24-Jun-11 09:27:37	7.098	13.9	
33	24-Jun-11 09:27:38	7.090	13.9	
34	24-Jun-11 09:27:39	7.083	13.9	
35	24-Jun-11 09:27:40	7.078	13.9	
36	24-Jun-11 09:27:41	7.071	13.9	
37	24-Jun-11 09:27:42	7.065	13.9	
38	24-Jun-11 09:27:43	7.060	13.9	

Sensor SN	Sensor Type	Sensor Name	Session	Records
2549025	PT2X	aquistar	UMW102-IN	148
		Pressure(psi)	Temperature(degC)	
	Sensor Range	50 psig	-40 - +125 degC	
	Minimum	6.796	13.5	
	Maximum	7.454	14.0	
	Mean	6.980	13.8	
	Variance	0.0181	0.02	
	Std Deviation	0.1346	0.15	
	Gain	1.000000	1.000000	
	Offset	0.0000	0.00	
Rec#	Date/Time	Pressure(psi)	Temperature(degC)	
39	24-Jun-11 09:27:44	7.055	13.9	
40	24-Jun-11 09:27:45	7.048	13.9	
41	24-Jun-11 09:27:46	7.043	13.9	
42	24-Jun-11 09:27:47	7.038	13.9	
43	24-Jun-11 09:27:48	7.034	13.9	
44	24-Jun-11 09:27:49	7.031	13.9	
45	24-Jun-11 09:27:50	7.028	13.9	
46	24-Jun-11 09:27:51	7.024	13.9	
47	24-Jun-11 09:27:52	7.021	13.9	
48	24-Jun-11 09:27:53	7.018	13.9	
49	24-Jun-11 09:27:54	7.014	13.9	
50	24-Jun-11 09:27:55	7.013	13.9	
51	24-Jun-11 09:27:56	7.008	13.9	
52	24-Jun-11 09:27:57	7.006	13.9	
53	24-Jun-11 09:27:58	7.003	13.9	
54	24-Jun-11 09:27:59	7.001	13.9	
55	24-Jun-11 09:28:00	6.997	13.9	
56	24-Jun-11 09:28:01	6.994	13.9	
57	24-Jun-11 09:28:02	6.994	13.9	
58	24-Jun-11 09:28:03	6.991	13.9	
59	24-Jun-11 09:28:04	6.987	13.9	
60	24-Jun-11 09:28:05	6.987	13.9	
61	24-Jun-11 09:28:06	6.984	13.9	
62	24-Jun-11 09:28:07	6.981	13.9	
63	24-Jun-11 09:28:08	6.981	13.9	
64	24-Jun-11 09:28:09	6.977	13.9	
65	24-Jun-11 09:28:10	6.976	13.9	
66	24-Jun-11 09:28:11	6.974	13.9	
67	24-Jun-11 09:28:12	6.972	13.9	
68	24-Jun-11 09:28:13	6.971	13.9	
69	24-Jun-11 09:28:14	6.971	13.9	
70	24-Jun-11 09:28:15	6.967	13.9	
71	24-Jun-11 09:28:16	6.966	13.9	
72	24-Jun-11 09:28:17	6.966	13.9	
73	24-Jun-11 09:28:18	6.964	13.9	
74	24-Jun-11 09:28:19	6.961	13.9	
75	24-Jun-11 09:28:20	6.961	13.9	
76	24-Jun-11 09:28:21	6.959	13.9	

Sensor SN	Sensor Type	Sensor Name	Session	Records
2549025	PT2X	aquistar	UMW102-IN	148
		Pressure(psi)	Temperature(degC)	
	Sensor Range	50 psig	-40 - +125 degC	
	Minimum	6.796	13.5	
	Maximum	7.454	14.0	
	Mean	6.980	13.8	
	Variance	0.0181	0.02	
	Std Deviation	0.1346	0.15	
	Gain	1.000000	1.000000	
	Offset	0.0000	0.00	
Rec#	Date/Time	Pressure(psi)	Temperature(degC)	
77	24-Jun-11 09:28:22	6.957	13.9	
78	24-Jun-11 09:28:23	6.956	13.9	
79	24-Jun-11 09:28:24	6.956	13.9	
80	24-Jun-11 09:28:25	6.952	13.9	
81	24-Jun-11 09:28:26	6.952	13.9	
82	24-Jun-11 09:28:27	6.952	13.9	
83	24-Jun-11 09:28:28	6.951	13.9	
84	24-Jun-11 09:28:29	6.949	13.9	
85	24-Jun-11 09:28:30	6.947	13.9	
86	24-Jun-11 09:28:31	6.947	13.9	
87	24-Jun-11 09:28:32	6.947	13.9	
88	24-Jun-11 09:28:33	6.946	13.9	
89	24-Jun-11 09:28:34	6.944	13.9	
90	24-Jun-11 09:28:35	6.944	14.0	
91	24-Jun-11 09:28:36	6.940	13.9	
92	24-Jun-11 09:28:37	6.942	13.9	
93	24-Jun-11 09:28:38	6.940	13.9	
94	24-Jun-11 09:28:39	6.940	13.9	
95	24-Jun-11 09:28:40	6.940	13.9	
96	24-Jun-11 09:28:41	6.939	13.9	
97	24-Jun-11 09:28:42	6.939	14.0	
98	24-Jun-11 09:28:43	6.937	13.9	
99	24-Jun-11 09:28:44	6.937	13.9	
100	24-Jun-11 09:28:45	6.937	13.9	
101	24-Jun-11 09:28:55	6.930	13.8	
102	24-Jun-11 09:29:05	6.927	13.8	
103	24-Jun-11 09:29:15	6.922	13.8	
104	24-Jun-11 09:29:25	6.917	13.7	
105	24-Jun-11 09:29:35	6.914	13.7	
106	24-Jun-11 09:29:45	6.910	13.6	
107	24-Jun-11 09:29:55	6.907	13.6	
108	24-Jun-11 09:30:05	6.905	13.6	
109	24-Jun-11 09:30:15	6.900	13.7	
110	24-Jun-11 09:30:25	6.897	13.7	
111	24-Jun-11 09:30:35	6.895	13.6	
112	24-Jun-11 09:30:45	6.892	13.6	
113	24-Jun-11 09:30:55	6.890	13.6	
114	24-Jun-11 09:31:05	6.889	13.6	

Sensor SN	Sensor Type	Sensor Name	Session	Records
2549025	PT2X	aquistar	UMW102-IN	148
		Pressure(psi)	Temperature(degC)	
	Sensor Range	50 psig	-40 - +125 degC	
	Minimum	6.796	13.5	
	Maximum	7.454	14.0	
	Mean	6.980	13.8	
	Variance	0.0181	0.02	
	Std Deviation	0.1346	0.15	
	Gain	1.000000	1.000000	
	Offset	0.0000	0.00	
Rec#	Date/Time	Pressure(psi)	Temperature(degC)	
115	24-Jun-11 09:31:15	6.885	13.6	
116	24-Jun-11 09:31:25	6.883	13.6	
117	24-Jun-11 09:31:35	6.882	13.7	
118	24-Jun-11 09:31:45	6.880	13.6	
119	24-Jun-11 09:31:55	6.878	13.6	
120	24-Jun-11 09:32:05	6.877	13.6	
121	24-Jun-11 09:32:15	6.877	13.6	
122	24-Jun-11 09:32:25	6.873	13.6	
123	24-Jun-11 09:32:35	6.872	13.6	
124	24-Jun-11 09:32:45	6.870	13.6	
125	24-Jun-11 09:32:55	6.870	13.6	
126	24-Jun-11 09:33:05	6.868	13.6	
127	24-Jun-11 09:33:15	6.868	13.5	
128	24-Jun-11 09:33:25	6.867	13.5	
129	24-Jun-11 09:33:35	6.867	13.5	
130	24-Jun-11 09:33:45	6.867	13.5	
131	24-Jun-11 09:33:55	6.865	13.5	
132	24-Jun-11 09:34:05	6.863	13.5	
133	24-Jun-11 09:34:15	6.863	13.5	
134	24-Jun-11 09:34:25	6.862	13.6	
135	24-Jun-11 09:34:35	6.862	13.6	
136	24-Jun-11 09:34:45	6.860	13.5	
137	24-Jun-11 09:34:55	6.860	13.5	
138	24-Jun-11 09:35:05	6.858	13.5	
139	24-Jun-11 09:35:15	6.858	13.5	
140	24-Jun-11 09:35:25	6.858	13.5	
141	24-Jun-11 09:35:35	6.858	13.5	
142	24-Jun-11 09:35:45	6.857	13.5	
143	24-Jun-11 09:35:55	6.855	13.5	
144	24-Jun-11 09:36:05	6.855	13.5	
145	24-Jun-11 09:36:15	6.855	13.6	
146	24-Jun-11 09:36:25	6.853	13.5	
147	24-Jun-11 09:36:35	6.853	13.5	
148	24-Jun-11 09:36:45	6.852	13.5	

Sensor SN	Sensor Type	Sensor Name	Session	Records
2549025	PT2X	aquistar	MMW107-IN	160
		Pressure(psi)	Temperature(degC)	
	Sensor Range	50 psig	-40 - +125 degC	
	Minimum	5.002	13.6	
	Maximum	5.911	14.0	
	Mean	5.241	13.8	
	Variance	0.0415	0.02	
	Std Deviation	0.2036	0.13	
	Gain	1.000000	1.000000	
	Offset	0.0000	0.00	
Rec#	Date/Time	Pressure(psi)	Temperature(degC)	
1	24-Jun-11 14:08:40	5.002	13.7	
2	24-Jun-11 14:08:41	5.002	13.7	
3	24-Jun-11 14:08:42	5.002	13.8	
4	24-Jun-11 14:08:43	5.002	13.8	
5	24-Jun-11 14:08:44	5.002	13.8	
6	24-Jun-11 14:08:45	5.002	13.8	
7	24-Jun-11 14:08:46	5.002	13.8	
8	24-Jun-11 14:08:47	5.002	13.8	
9	24-Jun-11 14:08:48	5.004	13.8	
10	24-Jun-11 14:08:49	5.535	13.8	
11	24-Jun-11 14:08:50	5.911	13.8	
12	24-Jun-11 14:08:51	5.701	13.8	
13	24-Jun-11 14:08:52	5.668	13.8	
14	24-Jun-11 14:08:53	5.592	13.8	
15	24-Jun-11 14:08:54	5.604	13.8	
16	24-Jun-11 14:08:55	5.596	13.8	
17	24-Jun-11 14:08:56	5.624	13.8	
18	24-Jun-11 14:08:57	5.584	13.8	
19	24-Jun-11 14:08:58	5.577	13.8	
20	24-Jun-11 14:08:59	5.572	13.8	
21	24-Jun-11 14:09:00	5.565	13.8	
22	24-Jun-11 14:09:01	5.560	13.9	
23	24-Jun-11 14:09:02	5.554	13.9	
24	24-Jun-11 14:09:03	5.549	13.9	
25	24-Jun-11 14:09:04	5.544	13.9	
26	24-Jun-11 14:09:05	5.539	13.9	
27	24-Jun-11 14:09:06	5.530	13.9	
28	24-Jun-11 14:09:07	5.525	13.9	
29	24-Jun-11 14:09:08	5.519	13.9	
30	24-Jun-11 14:09:09	5.512	13.9	
31	24-Jun-11 14:09:10	5.505	13.9	
32	24-Jun-11 14:09:11	5.500	13.9	
33	24-Jun-11 14:09:12	5.493	13.9	
34	24-Jun-11 14:09:13	5.487	13.9	
35	24-Jun-11 14:09:14	5.482	13.9	
36	24-Jun-11 14:09:15	5.475	13.9	
37	24-Jun-11 14:09:16	5.470	13.9	
38	24-Jun-11 14:09:17	5.463	13.9	

Sensor SN	Sensor Type	Sensor Name	Session	Records
2549025	PT2X	aquistar	MMW107-IN	160
		Pressure(psi)	Temperature(degC)	
	Sensor Range	50 psig	-40 - +125 degC	
	Minimum	5.002	13.6	
	Maximum	5.911	14.0	
	Mean	5.241	13.8	
	Variance	0.0415	0.02	
	Std Deviation	0.2036	0.13	
	Gain	1.000000	1.000000	
	Offset	0.0000	0.00	
Rec#	Date/Time	Pressure(psi)	Temperature(degC)	
39	24-Jun-11 14:09:18	5.458	13.9	
40	24-Jun-11 14:09:19	5.451	13.9	
41	24-Jun-11 14:09:20	5.446	13.9	
42	24-Jun-11 14:09:21	5.441	13.9	
43	24-Jun-11 14:09:22	5.435	13.9	
44	24-Jun-11 14:09:23	5.430	13.9	
45	24-Jun-11 14:09:24	5.425	13.9	
46	24-Jun-11 14:09:25	5.418	13.9	
47	24-Jun-11 14:09:26	5.413	13.9	
48	24-Jun-11 14:09:27	5.406	13.9	
49	24-Jun-11 14:09:28	5.401	13.9	
50	24-Jun-11 14:09:29	5.396	13.9	
51	24-Jun-11 14:09:30	5.391	13.9	
52	24-Jun-11 14:09:31	5.386	13.9	
53	24-Jun-11 14:09:32	5.381	13.9	
54	24-Jun-11 14:09:33	5.376	13.9	
55	24-Jun-11 14:09:34	5.371	13.9	
56	24-Jun-11 14:09:35	5.366	13.9	
57	24-Jun-11 14:09:36	5.361	13.9	
58	24-Jun-11 14:09:37	5.356	14.0	
59	24-Jun-11 14:09:38	5.351	13.9	
60	24-Jun-11 14:09:39	5.346	13.9	
61	24-Jun-11 14:09:40	5.341	13.9	
62	24-Jun-11 14:09:41	5.336	13.9	
63	24-Jun-11 14:09:42	5.332	13.9	
64	24-Jun-11 14:09:43	5.327	14.0	
65	24-Jun-11 14:09:44	5.322	14.0	
66	24-Jun-11 14:09:45	5.319	14.0	
67	24-Jun-11 14:09:46	5.314	14.0	
68	24-Jun-11 14:09:47	5.309	14.0	
69	24-Jun-11 14:09:48	5.306	14.0	
70	24-Jun-11 14:09:49	5.300	14.0	
71	24-Jun-11 14:09:50	5.297	14.0	
72	24-Jun-11 14:09:51	5.294	14.0	
73	24-Jun-11 14:09:52	5.290	14.0	
74	24-Jun-11 14:09:53	5.285	14.0	
75	24-Jun-11 14:09:54	5.284	14.0	
76	24-Jun-11 14:09:55	5.279	14.0	

Sensor SN	Sensor Type	Sensor Name	Session	Records
2549025	PT2X	aquistar	MMW107-IN	160
		Pressure(psi)	Temperature(degC)	
	Sensor Range	50 psig	-40 - +125 degC	
	Minimum	5.002	13.6	
	Maximum	5.911	14.0	
	Mean	5.241	13.8	
	Variance	0.0415	0.02	
	Std Deviation	0.2036	0.13	
	Gain	1.000000	1.000000	
	Offset	0.0000	0.00	
Rec#	Date/Time	Pressure(psi)	Temperature(degC)	
77	24-Jun-11 14:09:56	5.275	14.0	
78	24-Jun-11 14:09:57	5.270	14.0	
79	24-Jun-11 14:09:58	5.269	14.0	
80	24-Jun-11 14:09:59	5.264	14.0	
81	24-Jun-11 14:10:00	5.260	14.0	
82	24-Jun-11 14:10:01	5.259	14.0	
83	24-Jun-11 14:10:02	5.254	14.0	
84	24-Jun-11 14:10:03	5.250	14.0	
85	24-Jun-11 14:10:04	5.249	14.0	
86	24-Jun-11 14:10:05	5.245	14.0	
87	24-Jun-11 14:10:06	5.242	14.0	
88	24-Jun-11 14:10:07	5.238	14.0	
89	24-Jun-11 14:10:08	5.235	14.0	
90	24-Jun-11 14:10:09	5.232	14.0	
91	24-Jun-11 14:10:10	5.230	14.0	
92	24-Jun-11 14:10:11	5.227	14.0	
93	24-Jun-11 14:10:12	5.223	14.0	
94	24-Jun-11 14:10:13	5.220	14.0	
95	24-Jun-11 14:10:14	5.218	14.0	
96	24-Jun-11 14:10:15	5.215	14.0	
97	24-Jun-11 14:10:16	5.212	14.0	
98	24-Jun-11 14:10:17	5.208	14.0	
99	24-Jun-11 14:10:18	5.207	14.0	
100	24-Jun-11 14:10:19	5.205	14.0	
101	24-Jun-11 14:10:29	5.178	13.9	
102	24-Jun-11 14:10:39	5.155	13.9	
103	24-Jun-11 14:10:49	5.136	13.8	
104	24-Jun-11 14:10:59	5.118	13.8	
105	24-Jun-11 14:11:09	5.103	13.8	
106	24-Jun-11 14:11:19	5.088	13.9	
107	24-Jun-11 14:11:29	5.078	13.8	
108	24-Jun-11 14:11:39	5.069	13.8	
109	24-Jun-11 14:11:49	5.064	13.8	
110	24-Jun-11 14:11:59	5.059	13.7	
111	24-Jun-11 14:12:09	5.054	13.7	
112	24-Jun-11 14:12:19	5.051	13.7	
113	24-Jun-11 14:12:29	5.047	13.7	
114	24-Jun-11 14:12:39	5.046	13.7	

Sensor SN	Sensor Type	Sensor Name	Session	Records
2549025	PT2X	aquistar	MMW107-IN	160
		Pressure(psi)	Temperature(degC)	
	Sensor Range	50 psig	-40 - +125 degC	
	Minimum	5.002	13.6	
	Maximum	5.911	14.0	
	Mean	5.241	13.8	
	Variance	0.0415	0.02	
	Std Deviation	0.2036	0.13	
	Gain	1.000000	1.000000	
	Offset	0.0000	0.00	
Rec#	Date/Time	Pressure(psi)	Temperature(degC)	
115	24-Jun-11 14:12:49	5.046	13.7	
116	24-Jun-11 14:12:59	5.042	13.7	
117	24-Jun-11 14:13:09	5.041	13.7	
118	24-Jun-11 14:13:19	5.037	13.7	
119	24-Jun-11 14:13:29	5.039	13.6	
120	24-Jun-11 14:13:39	5.039	13.7	
121	24-Jun-11 14:13:49	5.037	13.7	
122	24-Jun-11 14:13:59	5.037	13.6	
123	24-Jun-11 14:14:09	5.037	13.6	
124	24-Jun-11 14:14:19	5.039	13.6	
125	24-Jun-11 14:14:29	5.039	13.7	
126	24-Jun-11 14:14:39	5.039	13.6	
127	24-Jun-11 14:14:49	5.037	13.6	
128	24-Jun-11 14:14:59	5.037	13.6	
129	24-Jun-11 14:15:09	5.037	13.6	
130	24-Jun-11 14:15:19	5.037	13.6	
131	24-Jun-11 14:15:29	5.037	13.6	
132	24-Jun-11 14:15:39	5.036	13.6	
133	24-Jun-11 14:15:49	5.037	13.6	
134	24-Jun-11 14:15:59	5.036	13.6	
135	24-Jun-11 14:16:09	5.037	13.6	
136	24-Jun-11 14:16:19	5.036	13.6	
137	24-Jun-11 14:16:29	5.036	13.6	
138	24-Jun-11 14:16:39	5.036	13.6	
139	24-Jun-11 14:16:49	5.036	13.6	
140	24-Jun-11 14:16:59	5.036	13.6	
141	24-Jun-11 14:17:09	5.036	13.6	
142	24-Jun-11 14:17:19	5.036	13.6	
143	24-Jun-11 14:17:29	5.036	13.8	
144	24-Jun-11 14:17:39	5.041	13.9	
145	24-Jun-11 14:17:49	5.034	13.8	
146	24-Jun-11 14:17:59	5.034	13.7	
147	24-Jun-11 14:18:09	5.032	13.8	
148	24-Jun-11 14:18:19	5.036	13.8	
149	24-Jun-11 14:18:29	5.034	13.7	
150	24-Jun-11 14:18:39	5.034	13.8	
151	24-Jun-11 14:18:49	5.032	13.8	
152	24-Jun-11 14:18:59	5.034	13.7	

Sensor SN		Sensor Type		Sensor Name		Session		Records	
2549025		PT2X		aquistar		MMW107-IN		160	
		Pressure(psi)	Temperature(degC)						
	Sensor Range	50 psig	-40 - +125 degC						
	Minimum	5.002	13.6						
	Maximum	5.911	14.0						
	Mean	5.241	13.8						
	Variance	0.0415	0.02						
	Std Deviation	0.2036	0.13						
	Gain	1.000000	1.000000						
	Offset	0.0000	0.00						
Rec#	Date/Time	Pressure(psi)	Temperature(degC)						
153	24-Jun-11 14:19:09	5.034	13.7						
154	24-Jun-11 14:19:19	5.032	13.7						
155	24-Jun-11 14:19:29	5.032	13.7						
156	24-Jun-11 14:19:39	5.032	13.7						
157	24-Jun-11 14:19:49	5.032	13.7						
158	24-Jun-11 14:19:59	5.031	13.7						
159	24-Jun-11 14:20:09	5.031	13.7						
160	24-Jun-11 14:20:19	5.031	13.7						

Sensor SN	Sensor Type	Sensor Name	Session	Records
2549025	PT2X	aquistar	MMW107-OUT	153
		Pressure(psi)	Temperature(degC)	
	Sensor Range	50 psig	-40 - +125 degC	
	Minimum	4.367	13.6	
	Maximum	5.029	14.1	
	Mean	4.624	13.8	
	Variance	0.0254	0.02	
	Std Deviation	0.1595	0.14	
	Gain	1.000000	1.000000	
	Offset	0.0000	0.00	
Rec#	Date/Time	Pressure(psi)	Temperature(degC)	
1	24-Jun-11 14:22:39	5.029	13.7	
2	24-Jun-11 14:22:40	5.029	13.7	
3	24-Jun-11 14:22:41	5.029	13.7	
4	24-Jun-11 14:22:42	4.700	13.7	
5	24-Jun-11 14:22:43	4.368	13.8	
6	24-Jun-11 14:22:44	4.367	13.8	
7	24-Jun-11 14:22:45	4.378	13.8	
8	24-Jun-11 14:22:46	4.388	13.8	
9	24-Jun-11 14:22:47	4.395	13.8	
10	24-Jun-11 14:22:48	4.402	13.8	
11	24-Jun-11 14:22:49	4.408	13.8	
12	24-Jun-11 14:22:50	4.413	13.8	
13	24-Jun-11 14:22:51	4.418	13.8	
14	24-Jun-11 14:22:52	4.422	13.8	
15	24-Jun-11 14:22:53	4.427	13.8	
16	24-Jun-11 14:22:54	4.430	13.8	
17	24-Jun-11 14:22:55	4.434	13.8	
18	24-Jun-11 14:22:56	4.437	13.8	
19	24-Jun-11 14:22:57	4.440	13.8	
20	24-Jun-11 14:22:58	4.444	13.8	
21	24-Jun-11 14:22:59	4.447	13.8	
22	24-Jun-11 14:23:00	4.450	13.8	
23	24-Jun-11 14:23:01	4.454	13.8	
24	24-Jun-11 14:23:02	4.455	13.8	
25	24-Jun-11 14:23:03	4.459	13.9	
26	24-Jun-11 14:23:04	4.460	13.8	
27	24-Jun-11 14:23:05	4.464	13.9	
28	24-Jun-11 14:23:06	4.467	13.9	
29	24-Jun-11 14:23:07	4.470	13.9	
30	24-Jun-11 14:23:08	4.472	13.9	
31	24-Jun-11 14:23:09	4.475	13.9	
32	24-Jun-11 14:23:10	4.479	13.9	
33	24-Jun-11 14:23:11	4.481	13.9	
34	24-Jun-11 14:23:12	4.482	13.9	
35	24-Jun-11 14:23:13	4.486	13.9	
36	24-Jun-11 14:23:14	4.487	13.9	
37	24-Jun-11 14:23:15	4.491	13.9	
38	24-Jun-11 14:23:16	4.492	13.9	

Sensor SN	Sensor Type	Sensor Name	Session	Records
2549025	PT2X	aquistar	MMW107-OUT	153
		Pressure(psi)	Temperature(degC)	
	Sensor Range	50 psig	-40 - +125 degC	
	Minimum	4.367	13.6	
	Maximum	5.029	14.1	
	Mean	4.624	13.8	
	Variance	0.0254	0.02	
	Std Deviation	0.1595	0.14	
	Gain	1.000000	1.000000	
	Offset	0.0000	0.00	
Rec#	Date/Time	Pressure(psi)	Temperature(degC)	
39	24-Jun-11 14:23:17	4.494	13.9	
40	24-Jun-11 14:23:18	4.497	13.9	
41	24-Jun-11 14:23:19	4.499	13.9	
42	24-Jun-11 14:23:20	4.502	13.9	
43	24-Jun-11 14:23:21	4.504	13.9	
44	24-Jun-11 14:23:22	4.507	13.9	
45	24-Jun-11 14:23:23	4.509	13.9	
46	24-Jun-11 14:23:24	4.511	13.9	
47	24-Jun-11 14:23:25	4.512	13.9	
48	24-Jun-11 14:23:26	4.516	13.9	
49	24-Jun-11 14:23:27	4.517	13.9	
50	24-Jun-11 14:23:28	4.519	13.9	
51	24-Jun-11 14:23:29	4.521	13.9	
52	24-Jun-11 14:23:30	4.524	13.9	
53	24-Jun-11 14:23:31	4.526	13.9	
54	24-Jun-11 14:23:32	4.529	13.9	
55	24-Jun-11 14:23:33	4.529	13.9	
56	24-Jun-11 14:23:34	4.532	13.9	
57	24-Jun-11 14:23:35	4.534	13.9	
58	24-Jun-11 14:23:36	4.536	13.9	
59	24-Jun-11 14:23:37	4.538	13.9	
60	24-Jun-11 14:23:38	4.539	13.9	
61	24-Jun-11 14:23:39	4.541	13.9	
62	24-Jun-11 14:23:40	4.544	14.0	
63	24-Jun-11 14:23:41	4.546	14.0	
64	24-Jun-11 14:23:42	4.548	14.0	
65	24-Jun-11 14:23:43	4.549	14.0	
66	24-Jun-11 14:23:44	4.553	13.9	
67	24-Jun-11 14:23:45	4.553	13.9	
68	24-Jun-11 14:23:46	4.556	14.0	
69	24-Jun-11 14:23:47	4.558	13.9	
70	24-Jun-11 14:23:48	4.559	14.0	
71	24-Jun-11 14:23:49	4.561	14.0	
72	24-Jun-11 14:23:50	4.563	14.0	
73	24-Jun-11 14:23:51	4.564	14.0	
74	24-Jun-11 14:23:52	4.566	14.0	
75	24-Jun-11 14:23:53	4.568	14.0	
76	24-Jun-11 14:23:54	4.569	14.0	

Sensor SN	Sensor Type	Sensor Name	Session	Records
2549025	PT2X	aquistar	MMW107-OUT	153
		Pressure(psi)	Temperature(degC)	
	Sensor Range	50 psig	-40 - +125 degC	
	Minimum	4.367	13.6	
	Maximum	5.029	14.1	
	Mean	4.624	13.8	
	Variance	0.0254	0.02	
	Std Deviation	0.1595	0.14	
	Gain	1.000000	1.000000	
	Offset	0.0000	0.00	
Rec#	Date/Time	Pressure(psi)	Temperature(degC)	
77	24-Jun-11 14:23:55	4.571	14.0	
78	24-Jun-11 14:23:56	4.573	14.0	
79	24-Jun-11 14:23:57	4.574	14.0	
80	24-Jun-11 14:23:58	4.576	14.0	
81	24-Jun-11 14:23:59	4.578	14.0	
82	24-Jun-11 14:24:00	4.579	14.0	
83	24-Jun-11 14:24:01	4.581	14.0	
84	24-Jun-11 14:24:02	4.583	14.0	
85	24-Jun-11 14:24:03	4.583	14.0	
86	24-Jun-11 14:24:04	4.586	14.0	
87	24-Jun-11 14:24:05	4.588	14.0	
88	24-Jun-11 14:24:06	4.589	14.0	
89	24-Jun-11 14:24:07	4.591	14.0	
90	24-Jun-11 14:24:08	4.591	14.0	
91	24-Jun-11 14:24:09	4.593	14.0	
92	24-Jun-11 14:24:10	4.595	14.0	
93	24-Jun-11 14:24:11	4.596	14.0	
94	24-Jun-11 14:24:12	4.598	14.0	
95	24-Jun-11 14:24:13	4.600	14.0	
96	24-Jun-11 14:24:14	4.600	14.0	
97	24-Jun-11 14:24:15	4.601	14.0	
98	24-Jun-11 14:24:16	4.605	14.0	
99	24-Jun-11 14:24:17	4.605	14.1	
100	24-Jun-11 14:24:18	4.606	14.0	
101	24-Jun-11 14:24:28	4.621	13.9	
102	24-Jun-11 14:24:38	4.633	13.8	
103	24-Jun-11 14:24:48	4.647	13.8	
104	24-Jun-11 14:24:58	4.657	13.8	
105	24-Jun-11 14:25:08	4.668	13.8	
106	24-Jun-11 14:25:18	4.678	13.8	
107	24-Jun-11 14:25:28	4.687	13.7	
108	24-Jun-11 14:25:38	4.699	13.7	
109	24-Jun-11 14:25:48	4.705	13.7	
110	24-Jun-11 14:25:58	4.715	13.7	
111	24-Jun-11 14:26:08	4.724	13.7	
112	24-Jun-11 14:26:18	4.730	13.7	
113	24-Jun-11 14:26:28	4.739	13.7	
114	24-Jun-11 14:26:38	4.746	13.7	

Sensor SN	Sensor Type	Sensor Name	Session	Records
2549025	PT2X	aquistar	MMW107-OUT	153
		Pressure(psi)	Temperature(degC)	
	Sensor Range	50 psig	-40 - +125 degC	
	Minimum	4.367	13.6	
	Maximum	5.029	14.1	
	Mean	4.624	13.8	
	Variance	0.0254	0.02	
	Std Deviation	0.1595	0.14	
	Gain	1.000000	1.000000	
	Offset	0.0000	0.00	
Rec#	Date/Time	Pressure(psi)	Temperature(degC)	
115	24-Jun-11 14:26:48	4.752	13.6	
116	24-Jun-11 14:26:58	4.759	13.6	
117	24-Jun-11 14:27:08	4.764	13.6	
118	24-Jun-11 14:27:18	4.771	13.6	
119	24-Jun-11 14:27:28	4.777	13.6	
120	24-Jun-11 14:27:38	4.782	13.6	
121	24-Jun-11 14:27:48	4.787	13.6	
122	24-Jun-11 14:27:58	4.792	13.6	
123	24-Jun-11 14:28:08	4.796	13.7	
124	24-Jun-11 14:28:18	4.803	13.6	
125	24-Jun-11 14:28:28	4.808	13.6	
126	24-Jun-11 14:28:38	4.811	13.6	
127	24-Jun-11 14:28:48	4.814	13.6	
128	24-Jun-11 14:28:58	4.819	13.6	
129	24-Jun-11 14:29:08	4.823	13.6	
130	24-Jun-11 14:29:18	4.828	13.6	
131	24-Jun-11 14:29:28	4.831	13.6	
132	24-Jun-11 14:29:38	4.834	13.6	
133	24-Jun-11 14:29:48	4.839	13.6	
134	24-Jun-11 14:29:58	4.843	13.6	
135	24-Jun-11 14:30:08	4.844	13.6	
136	24-Jun-11 14:30:18	4.848	13.6	
137	24-Jun-11 14:30:28	4.851	13.6	
138	24-Jun-11 14:30:38	4.856	13.6	
139	24-Jun-11 14:30:48	4.858	13.6	
140	24-Jun-11 14:30:58	4.861	13.6	
141	24-Jun-11 14:31:08	4.865	13.6	
142	24-Jun-11 14:31:18	4.865	13.8	
143	24-Jun-11 14:31:28	4.868	13.8	
144	24-Jun-11 14:31:38	4.873	13.8	
145	24-Jun-11 14:31:48	4.875	13.8	
146	24-Jun-11 14:31:58	4.876	13.7	
147	24-Jun-11 14:32:08	4.878	13.7	
148	24-Jun-11 14:32:18	4.880	13.7	
149	24-Jun-11 14:32:28	4.875	13.8	
150	24-Jun-11 14:32:38	4.883	13.7	
151	24-Jun-11 14:32:48	4.883	13.7	
152	24-Jun-11 14:32:58	4.886	13.7	

Sensor SN	Sensor Type	Sensor Name	Session	Records
2549025	PT2X	aquistar	MMW107-OUT	153
		Pressure(psi)	Temperature(degC)	
	Sensor Range	50 psig	-40 - +125 degC	
	Minimum	4.367	13.6	
	Maximum	5.029	14.1	
	Mean	4.624	13.8	
	Variance	0.0254	0.02	
	Std Deviation	0.1595	0.14	
	Gain	1.000000	1.000000	
	Offset	0.0000	0.00	
Rec#	Date/Time	Pressure(psi)	Temperature(degC)	
153	24-Jun-11 14:33:08	4.886	13.7	

Sensor SN	Sensor Type	Sensor Name	Session	Records
2713002	PT2X	Aquistar	MMW8-IN	209
		Pressure(psi)	Temperature(degC)	
	Sensor Range	15 psig	-40 - +125 degC	
	Minimum	3.709	13.4	
	Maximum	4.385	13.9	
	Mean	3.925	13.7	
	Variance	0.0353	0.03	
	Std Deviation	0.1878	0.19	
	Gain	1.000000	1.000000	
	Offset	0.0000	0.00	
Rec#	Date/Time	Pressure(psi)	Temperature(degC)	
1	24-Jun-11 07:54:53	4.087	13.6	
2	24-Jun-11 07:54:54	4.385	13.6	
3	24-Jun-11 07:54:55	4.214	13.6	
4	24-Jun-11 07:54:56	4.193	13.6	
5	24-Jun-11 07:54:57	4.198	13.7	
6	24-Jun-11 07:54:58	4.193	13.7	
7	24-Jun-11 07:54:59	4.194	13.7	
8	24-Jun-11 07:55:00	4.182	13.7	
9	24-Jun-11 07:55:01	4.189	13.7	
10	24-Jun-11 07:55:02	4.189	13.8	
11	24-Jun-11 07:55:03	4.182	13.8	
12	24-Jun-11 07:55:04	4.181	13.8	
13	24-Jun-11 07:55:05	4.179	13.8	
14	24-Jun-11 07:55:06	4.173	13.8	
15	24-Jun-11 07:55:07	4.199	13.8	
16	24-Jun-11 07:55:08	4.169	13.8	
17	24-Jun-11 07:55:09	4.168	13.8	
18	24-Jun-11 07:55:10	4.167	13.8	
19	24-Jun-11 07:55:11	4.166	13.8	
20	24-Jun-11 07:55:12	4.164	13.8	
21	24-Jun-11 07:55:13	4.161	13.8	
22	24-Jun-11 07:55:14	4.160	13.8	
23	24-Jun-11 07:55:15	4.157	13.8	
24	24-Jun-11 07:55:16	4.155	13.8	
25	24-Jun-11 07:55:17	4.154	13.8	
26	24-Jun-11 07:55:18	4.152	13.8	
27	24-Jun-11 07:55:19	4.149	13.8	
28	24-Jun-11 07:55:20	4.147	13.8	
29	24-Jun-11 07:55:21	4.145	13.8	
30	24-Jun-11 07:55:22	4.143	13.8	
31	24-Jun-11 07:55:23	4.142	13.8	
32	24-Jun-11 07:55:24	4.140	13.8	
33	24-Jun-11 07:55:25	4.138	13.8	
34	24-Jun-11 07:55:26	4.135	13.8	
35	24-Jun-11 07:55:27	4.134	13.8	
36	24-Jun-11 07:55:28	4.132	13.8	
37	24-Jun-11 07:55:29	4.130	13.8	
38	24-Jun-11 07:55:30	4.128	13.8	

Sensor SN	Sensor Type	Sensor Name	Session	Records
2713002	PT2X	Aquistar	MMW8-IN	209
		Pressure(psi)	Temperature(degC)	
	Sensor Range	15 psig	-40 - +125 degC	
	Minimum	3.709	13.4	
	Maximum	4.385	13.9	
	Mean	3.925	13.7	
	Variance	0.0353	0.03	
	Std Deviation	0.1878	0.19	
	Gain	1.000000	1.000000	
	Offset	0.0000	0.00	
Rec#	Date/Time	Pressure(psi)	Temperature(degC)	
39	24-Jun-11 07:55:31	4.126	13.8	
40	24-Jun-11 07:55:32	4.124	13.8	
41	24-Jun-11 07:55:33	4.123	13.8	
42	24-Jun-11 07:55:34	4.121	13.8	
43	24-Jun-11 07:55:35	4.119	13.9	
44	24-Jun-11 07:55:36	4.117	13.9	
45	24-Jun-11 07:55:37	4.115	13.9	
46	24-Jun-11 07:55:38	4.113	13.9	
47	24-Jun-11 07:55:39	4.112	13.9	
48	24-Jun-11 07:55:40	4.110	13.9	
49	24-Jun-11 07:55:41	4.108	13.9	
50	24-Jun-11 07:55:42	4.106	13.9	
51	24-Jun-11 07:55:43	4.104	13.9	
52	24-Jun-11 07:55:44	4.102	13.9	
53	24-Jun-11 07:55:45	4.101	13.9	
54	24-Jun-11 07:55:46	4.099	13.9	
55	24-Jun-11 07:55:47	4.097	13.9	
56	24-Jun-11 07:55:48	4.095	13.9	
57	24-Jun-11 07:55:49	4.094	13.9	
58	24-Jun-11 07:55:50	4.092	13.9	
59	24-Jun-11 07:55:51	4.090	13.9	
60	24-Jun-11 07:55:52	4.088	13.9	
61	24-Jun-11 07:55:53	4.086	13.9	
62	24-Jun-11 07:55:54	4.085	13.9	
63	24-Jun-11 07:55:55	4.083	13.9	
64	24-Jun-11 07:55:56	4.081	13.9	
65	24-Jun-11 07:55:57	4.080	13.9	
66	24-Jun-11 07:55:58	4.078	13.9	
67	24-Jun-11 07:55:59	4.076	13.9	
68	24-Jun-11 07:56:00	4.075	13.9	
69	24-Jun-11 07:56:01	4.073	13.9	
70	24-Jun-11 07:56:02	4.071	13.9	
71	24-Jun-11 07:56:03	4.069	13.9	
72	24-Jun-11 07:56:04	4.067	13.9	
73	24-Jun-11 07:56:05	4.066	13.9	
74	24-Jun-11 07:56:06	4.064	13.9	
75	24-Jun-11 07:56:07	4.063	13.9	
76	24-Jun-11 07:56:08	4.061	13.9	

Sensor SN	Sensor Type	Sensor Name	Session	Records
2713002	PT2X	Aquistar	MMW8-IN	209
		Pressure(psi)	Temperature(degC)	
	Sensor Range	15 psig	-40 - +125 degC	
	Minimum	3.709	13.4	
	Maximum	4.385	13.9	
	Mean	3.925	13.7	
	Variance	0.0353	0.03	
	Std Deviation	0.1878	0.19	
	Gain	1.000000	1.000000	
	Offset	0.0000	0.00	
Rec#	Date/Time	Pressure(psi)	Temperature(degC)	
77	24-Jun-11 07:56:09	4.059	13.9	
78	24-Jun-11 07:56:10	4.057	13.9	
79	24-Jun-11 07:56:11	4.056	13.9	
80	24-Jun-11 07:56:12	4.054	13.9	
81	24-Jun-11 07:56:13	4.052	13.9	
82	24-Jun-11 07:56:14	4.051	13.9	
83	24-Jun-11 07:56:15	4.049	13.9	
84	24-Jun-11 07:56:16	4.048	13.9	
85	24-Jun-11 07:56:17	4.046	13.9	
86	24-Jun-11 07:56:18	4.044	13.9	
87	24-Jun-11 07:56:19	4.043	13.9	
88	24-Jun-11 07:56:20	4.041	13.9	
89	24-Jun-11 07:56:21	4.040	13.9	
90	24-Jun-11 07:56:22	4.038	13.9	
91	24-Jun-11 07:56:23	4.036	13.9	
92	24-Jun-11 07:56:24	4.035	13.9	
93	24-Jun-11 07:56:25	4.033	13.9	
94	24-Jun-11 07:56:26	4.031	13.9	
95	24-Jun-11 07:56:27	4.030	13.9	
96	24-Jun-11 07:56:28	4.029	13.9	
97	24-Jun-11 07:56:29	4.027	13.9	
98	24-Jun-11 07:56:30	4.025	13.9	
99	24-Jun-11 07:56:31	4.024	13.9	
100	24-Jun-11 07:56:32	4.023	13.9	
101	24-Jun-11 07:56:42	4.007	13.8	
102	24-Jun-11 07:56:52	3.992	13.8	
103	24-Jun-11 07:57:02	3.978	13.7	
104	24-Jun-11 07:57:12	3.965	13.7	
105	24-Jun-11 07:57:22	3.952	13.6	
106	24-Jun-11 07:57:32	3.939	13.6	
107	24-Jun-11 07:57:42	3.926	13.6	
108	24-Jun-11 07:57:52	3.915	13.6	
109	24-Jun-11 07:58:02	3.903	13.6	
110	24-Jun-11 07:58:12	3.892	13.6	
111	24-Jun-11 07:58:22	3.882	13.6	
112	24-Jun-11 07:58:32	3.872	13.6	
113	24-Jun-11 07:58:42	3.863	13.6	
114	24-Jun-11 07:58:52	3.854	13.6	

Sensor SN	Sensor Type	Sensor Name	Session	Records
2713002	PT2X	Aquistar	MMW8-IN	209
		Pressure(psi)	Temperature(degC)	
	Sensor Range	15 psig	-40 - +125 degC	
	Minimum	3.709	13.4	
	Maximum	4.385	13.9	
	Mean	3.925	13.7	
	Variance	0.0353	0.03	
	Std Deviation	0.1878	0.19	
	Gain	1.000000	1.000000	
	Offset	0.0000	0.00	
Rec#	Date/Time	Pressure(psi)	Temperature(degC)	
115	24-Jun-11 07:59:02	3.844	13.6	
116	24-Jun-11 07:59:12	3.836	13.6	
117	24-Jun-11 07:59:22	3.829	13.6	
118	24-Jun-11 07:59:32	3.821	13.5	
119	24-Jun-11 07:59:42	3.814	13.5	
120	24-Jun-11 07:59:52	3.807	13.6	
121	24-Jun-11 08:00:02	3.801	13.5	
122	24-Jun-11 08:00:12	3.795	13.5	
123	24-Jun-11 08:00:22	3.789	13.6	
124	24-Jun-11 08:00:32	3.783	13.5	
125	24-Jun-11 08:00:42	3.778	13.5	
126	24-Jun-11 08:00:52	3.774	13.5	
127	24-Jun-11 08:01:02	3.769	13.5	
128	24-Jun-11 08:01:12	3.766	13.5	
129	24-Jun-11 08:01:22	3.762	13.5	
130	24-Jun-11 08:01:32	3.758	13.5	
131	24-Jun-11 08:01:42	3.754	13.5	
132	24-Jun-11 08:01:52	3.751	13.5	
133	24-Jun-11 08:02:02	3.749	13.5	
134	24-Jun-11 08:02:12	3.745	13.5	
135	24-Jun-11 08:02:22	3.742	13.5	
136	24-Jun-11 08:02:32	3.741	13.5	
137	24-Jun-11 08:02:42	3.738	13.5	
138	24-Jun-11 08:02:52	3.736	13.5	
139	24-Jun-11 08:03:02	3.735	13.5	
140	24-Jun-11 08:03:12	3.733	13.5	
141	24-Jun-11 08:03:22	3.731	13.5	
142	24-Jun-11 08:03:32	3.730	13.5	
143	24-Jun-11 08:03:42	3.729	13.5	
144	24-Jun-11 08:03:52	3.728	13.5	
145	24-Jun-11 08:04:02	3.726	13.5	
146	24-Jun-11 08:04:12	3.725	13.5	
147	24-Jun-11 08:04:22	3.725	13.5	
148	24-Jun-11 08:04:32	3.723	13.5	
149	24-Jun-11 08:04:42	3.723	13.5	
150	24-Jun-11 08:04:52	3.722	13.5	
151	24-Jun-11 08:05:02	3.722	13.5	
152	24-Jun-11 08:05:12	3.721	13.5	

Sensor SN	Sensor Type	Sensor Name	Session	Records
2713002	PT2X	Aquistar	MMW8-IN	209
		Pressure(psi)	Temperature(degC)	
	Sensor Range	15 psig	-40 - +125 degC	
	Minimum	3.709	13.4	
	Maximum	4.385	13.9	
	Mean	3.925	13.7	
	Variance	0.0353	0.03	
	Std Deviation	0.1878	0.19	
	Gain	1.000000	1.000000	
	Offset	0.0000	0.00	
Rec#	Date/Time	Pressure(psi)	Temperature(degC)	
153	24-Jun-11 08:05:22	3.720	13.5	
154	24-Jun-11 08:05:32	3.720	13.5	
155	24-Jun-11 08:05:42	3.720	13.5	
156	24-Jun-11 08:05:52	3.719	13.5	
157	24-Jun-11 08:06:02	3.719	13.5	
158	24-Jun-11 08:06:12	3.719	13.5	
159	24-Jun-11 08:06:22	3.718	13.5	
160	24-Jun-11 08:06:32	3.717	13.5	
161	24-Jun-11 08:06:42	3.718	13.5	
162	24-Jun-11 08:06:52	3.717	13.5	
163	24-Jun-11 08:07:02	3.717	13.5	
164	24-Jun-11 08:07:12	3.717	13.5	
165	24-Jun-11 08:07:22	3.717	13.5	
166	24-Jun-11 08:07:32	3.716	13.5	
167	24-Jun-11 08:07:42	3.716	13.5	
168	24-Jun-11 08:07:52	3.716	13.5	
169	24-Jun-11 08:08:02	3.716	13.5	
170	24-Jun-11 08:08:12	3.715	13.5	
171	24-Jun-11 08:08:22	3.715	13.5	
172	24-Jun-11 08:08:32	3.716	13.5	
173	24-Jun-11 08:08:42	3.715	13.5	
174	24-Jun-11 08:08:52	3.715	13.5	
175	24-Jun-11 08:09:02	3.715	13.5	
176	24-Jun-11 08:09:12	3.715	13.5	
177	24-Jun-11 08:09:22	3.715	13.5	
178	24-Jun-11 08:09:32	3.715	13.4	
179	24-Jun-11 08:09:42	3.714	13.5	
180	24-Jun-11 08:09:52	3.714	13.4	
181	24-Jun-11 08:10:02	3.714	13.5	
182	24-Jun-11 08:10:12	3.714	13.4	
183	24-Jun-11 08:10:22	3.714	13.5	
184	24-Jun-11 08:10:32	3.714	13.5	
185	24-Jun-11 08:10:42	3.714	13.4	
186	24-Jun-11 08:10:52	3.714	13.4	
187	24-Jun-11 08:11:02	3.714	13.5	
188	24-Jun-11 08:11:12	3.714	13.5	
189	24-Jun-11 08:11:22	3.713	13.5	
190	24-Jun-11 08:11:32	3.713	13.4	

Sensor SN	Sensor Type	Sensor Name	Session	Records
2713002	PT2X	Aquistar	MMW8-IN	209
		Pressure(psi)	Temperature(degC)	
	Sensor Range	15 psig	-40 - +125 degC	
	Minimum	3.709	13.4	
	Maximum	4.385	13.9	
	Mean	3.925	13.7	
	Variance	0.0353	0.03	
	Std Deviation	0.1878	0.19	
	Gain	1.000000	1.000000	
	Offset	0.0000	0.00	
Rec#	Date/Time	Pressure(psi)	Temperature(degC)	
191	24-Jun-11 08:11:42	3.713	13.4	
192	24-Jun-11 08:11:52	3.713	13.4	
193	24-Jun-11 08:12:02	3.713	13.5	
194	24-Jun-11 08:12:12	3.713	13.4	
195	24-Jun-11 08:12:22	3.713	13.5	
196	24-Jun-11 08:12:32	3.713	13.4	
197	24-Jun-11 08:12:42	3.713	13.4	
198	24-Jun-11 08:12:52	3.713	13.5	
199	24-Jun-11 08:13:02	3.712	13.4	
200	24-Jun-11 08:13:12	3.713	13.5	
201	24-Jun-11 08:14:12	3.712	13.4	
202	24-Jun-11 08:15:12	3.712	13.4	
203	24-Jun-11 08:16:12	3.712	13.4	
204	24-Jun-11 08:17:12	3.711	13.4	
205	24-Jun-11 08:18:12	3.710	13.4	
206	24-Jun-11 08:19:12	3.710	13.4	
207	24-Jun-11 08:20:12	3.709	13.4	
208	24-Jun-11 08:21:12	3.710	13.5	
209	24-Jun-11 08:22:12	3.709	13.5	

Sensor SN	Sensor Type	Sensor Name	Session	Records
2713002	PT2X	Aquistar	MMW8-OUT	135
		Pressure(psi)	Temperature(degC)	
	Sensor Range	15 psig	-40 - +125 degC	
	Minimum	2.860	13.4	
	Maximum	3.707	13.8	
	Mean	3.511	13.7	
	Variance	0.0061	0.02	
	Std Deviation	0.0781	0.13	
	Gain	1.000000	1.000000	
	Offset	0.0000	0.00	
Rec#	Date/Time	Pressure(psi)	Temperature(degC)	
1	24-Jun-11 08:25:00	3.707	13.4	
2	24-Jun-11 08:25:01	2.860	13.5	
3	24-Jun-11 08:25:02	3.117	13.5	
4	24-Jun-11 08:25:03	3.308	13.5	
5	24-Jun-11 08:25:04	3.403	13.6	
6	24-Jun-11 08:25:05	3.443	13.6	
7	24-Jun-11 08:25:06	3.460	13.5	
8	24-Jun-11 08:25:07	3.467	13.6	
9	24-Jun-11 08:25:08	3.470	13.6	
10	24-Jun-11 08:25:09	3.471	13.6	
11	24-Jun-11 08:25:10	3.473	13.6	
12	24-Jun-11 08:25:11	3.474	13.6	
13	24-Jun-11 08:25:12	3.475	13.6	
14	24-Jun-11 08:25:13	3.477	13.6	
15	24-Jun-11 08:25:14	3.478	13.6	
16	24-Jun-11 08:25:15	3.479	13.6	
17	24-Jun-11 08:25:16	3.480	13.6	
18	24-Jun-11 08:25:17	3.481	13.6	
19	24-Jun-11 08:25:18	3.482	13.6	
20	24-Jun-11 08:25:19	3.483	13.6	
21	24-Jun-11 08:25:20	3.484	13.6	
22	24-Jun-11 08:25:21	3.485	13.6	
23	24-Jun-11 08:25:22	3.485	13.6	
24	24-Jun-11 08:25:23	3.486	13.7	
25	24-Jun-11 08:25:24	3.487	13.7	
26	24-Jun-11 08:25:25	3.488	13.7	
27	24-Jun-11 08:25:26	3.488	13.7	
28	24-Jun-11 08:25:27	3.489	13.7	
29	24-Jun-11 08:25:28	3.490	13.7	
30	24-Jun-11 08:25:29	3.490	13.7	
31	24-Jun-11 08:25:30	3.491	13.7	
32	24-Jun-11 08:25:31	3.492	13.7	
33	24-Jun-11 08:25:32	3.493	13.7	
34	24-Jun-11 08:25:33	3.493	13.7	
35	24-Jun-11 08:25:34	3.494	13.7	
36	24-Jun-11 08:25:35	3.495	13.7	
37	24-Jun-11 08:25:36	3.495	13.7	
38	24-Jun-11 08:25:37	3.496	13.7	

Sensor SN	Sensor Type	Sensor Name	Session	Records
2713002	PT2X	Aquistar	MMW8-OUT	135
		Pressure(psi)	Temperature(degC)	
	Sensor Range	15 psig	-40 - +125 degC	
	Minimum	2.860	13.4	
	Maximum	3.707	13.8	
	Mean	3.511	13.7	
	Variance	0.0061	0.02	
	Std Deviation	0.0781	0.13	
	Gain	1.000000	1.000000	
	Offset	0.0000	0.00	
Rec#	Date/Time	Pressure(psi)	Temperature(degC)	
39	24-Jun-11 08:25:38	3.497	13.7	
40	24-Jun-11 08:25:39	3.497	13.7	
41	24-Jun-11 08:25:40	3.498	13.7	
42	24-Jun-11 08:25:41	3.498	13.7	
43	24-Jun-11 08:25:42	3.499	13.7	
44	24-Jun-11 08:25:43	3.500	13.8	
45	24-Jun-11 08:25:44	3.501	13.8	
46	24-Jun-11 08:25:45	3.501	13.8	
47	24-Jun-11 08:25:46	3.502	13.8	
48	24-Jun-11 08:25:47	3.502	13.8	
49	24-Jun-11 08:25:48	3.503	13.8	
50	24-Jun-11 08:25:49	3.503	13.8	
51	24-Jun-11 08:25:50	3.504	13.8	
52	24-Jun-11 08:25:51	3.504	13.8	
53	24-Jun-11 08:25:52	3.505	13.8	
54	24-Jun-11 08:25:53	3.506	13.8	
55	24-Jun-11 08:25:54	3.506	13.8	
56	24-Jun-11 08:25:55	3.507	13.8	
57	24-Jun-11 08:25:56	3.508	13.8	
58	24-Jun-11 08:25:57	3.508	13.8	
59	24-Jun-11 08:25:58	3.509	13.8	
60	24-Jun-11 08:25:59	3.509	13.8	
61	24-Jun-11 08:26:00	3.510	13.8	
62	24-Jun-11 08:26:01	3.511	13.8	
63	24-Jun-11 08:26:02	3.511	13.8	
64	24-Jun-11 08:26:03	3.511	13.8	
65	24-Jun-11 08:26:04	3.512	13.8	
66	24-Jun-11 08:26:05	3.512	13.8	
67	24-Jun-11 08:26:06	3.513	13.8	
68	24-Jun-11 08:26:07	3.513	13.8	
69	24-Jun-11 08:26:08	3.514	13.8	
70	24-Jun-11 08:26:09	3.514	13.8	
71	24-Jun-11 08:26:10	3.515	13.8	
72	24-Jun-11 08:26:11	3.515	13.8	
73	24-Jun-11 08:26:12	3.516	13.8	
74	24-Jun-11 08:26:13	3.516	13.8	
75	24-Jun-11 08:26:14	3.517	13.8	
76	24-Jun-11 08:26:15	3.517	13.8	

Sensor SN	Sensor Type	Sensor Name	Session	Records
2713002	PT2X	Aquistar	MMW8-OUT	135
		Pressure(psi)	Temperature(degC)	
	Sensor Range	15 psig	-40 - +125 degC	
	Minimum	2.860	13.4	
	Maximum	3.707	13.8	
	Mean	3.511	13.7	
	Variance	0.0061	0.02	
	Std Deviation	0.0781	0.13	
	Gain	1.000000	1.000000	
	Offset	0.0000	0.00	
Rec#	Date/Time	Pressure(psi)	Temperature(degC)	
77	24-Jun-11 08:26:16	3.518	13.8	
78	24-Jun-11 08:26:17	3.518	13.8	
79	24-Jun-11 08:26:18	3.519	13.8	
80	24-Jun-11 08:26:19	3.520	13.8	
81	24-Jun-11 08:26:20	3.520	13.8	
82	24-Jun-11 08:26:21	3.520	13.8	
83	24-Jun-11 08:26:22	3.521	13.8	
84	24-Jun-11 08:26:23	3.521	13.8	
85	24-Jun-11 08:26:24	3.522	13.8	
86	24-Jun-11 08:26:25	3.522	13.8	
87	24-Jun-11 08:26:26	3.522	13.8	
88	24-Jun-11 08:26:27	3.523	13.8	
89	24-Jun-11 08:26:28	3.524	13.8	
90	24-Jun-11 08:26:29	3.524	13.8	
91	24-Jun-11 08:26:30	3.525	13.8	
92	24-Jun-11 08:26:31	3.525	13.8	
93	24-Jun-11 08:26:32	3.525	13.8	
94	24-Jun-11 08:26:33	3.526	13.8	
95	24-Jun-11 08:26:34	3.527	13.8	
96	24-Jun-11 08:26:35	3.527	13.8	
97	24-Jun-11 08:26:36	3.527	13.8	
98	24-Jun-11 08:26:37	3.528	13.8	
99	24-Jun-11 08:26:38	3.528	13.8	
100	24-Jun-11 08:26:39	3.529	13.8	
101	24-Jun-11 08:26:49	3.533	13.7	
102	24-Jun-11 08:26:59	3.537	13.6	
103	24-Jun-11 08:27:09	3.540	13.6	
104	24-Jun-11 08:27:19	3.544	13.6	
105	24-Jun-11 08:27:29	3.547	13.6	
106	24-Jun-11 08:27:39	3.549	13.6	
107	24-Jun-11 08:27:49	3.553	13.5	
108	24-Jun-11 08:27:59	3.555	13.6	
109	24-Jun-11 08:28:09	3.557	13.5	
110	24-Jun-11 08:28:19	3.560	13.5	
111	24-Jun-11 08:28:29	3.562	13.5	
112	24-Jun-11 08:28:39	3.563	13.5	
113	24-Jun-11 08:28:49	3.566	13.5	
114	24-Jun-11 08:28:59	3.567	13.5	

Sensor SN	Sensor Type	Sensor Name	Session	Records
2713002	PT2X	Aquistar	MMW8-OUT	135
		Pressure(psi)	Temperature(degC)	
	Sensor Range	15 psig	-40 - +125 degC	
	Minimum	2.860	13.4	
	Maximum	3.707	13.8	
	Mean	3.511	13.7	
	Variance	0.0061	0.02	
	Std Deviation	0.0781	0.13	
	Gain	1.000000	1.000000	
	Offset	0.0000	0.00	
Rec#	Date/Time	Pressure(psi)	Temperature(degC)	
115	24-Jun-11 08:29:09	3.569	13.5	
116	24-Jun-11 08:29:19	3.570	13.5	
117	24-Jun-11 08:29:29	3.571	13.5	
118	24-Jun-11 08:29:39	3.572	13.5	
119	24-Jun-11 08:29:49	3.573	13.5	
120	24-Jun-11 08:29:59	3.574	13.5	
121	24-Jun-11 08:30:09	3.575	13.4	
122	24-Jun-11 08:30:19	3.576	13.4	
123	24-Jun-11 08:30:29	3.576	13.4	
124	24-Jun-11 08:30:39	3.577	13.5	
125	24-Jun-11 08:30:49	3.578	13.4	
126	24-Jun-11 08:30:59	3.578	13.4	
127	24-Jun-11 08:31:09	3.579	13.4	
128	24-Jun-11 08:31:19	3.579	13.4	
129	24-Jun-11 08:31:29	3.580	13.4	
130	24-Jun-11 08:31:39	3.579	13.6	
131	24-Jun-11 08:31:49	3.580	13.7	
132	24-Jun-11 08:31:59	3.581	13.7	
133	24-Jun-11 08:32:09	3.581	13.6	
134	24-Jun-11 08:32:19	3.581	13.6	
135	24-Jun-11 08:32:29	3.582	13.6	

Sensor SN		Sensor Type		Sensor Name		Session		Records	
2713002		PT2X		Aquistar		MMW109-IN		300	
		Pressure(psi)	Temperature(degC)						
	Sensor Range	15 psig	-40 - +125 degC						
	Minimum	5.189	13.9						
	Maximum	5.642	14.4						
	Mean	5.531	14.0						
	Variance	0.0080	0.03						
	Std Deviation	0.0894	0.17						
	Gain	1.000000	1.000000						
	Offset	0.0000	0.00						
Rec#	Date/Time	Pressure(psi)	Temperature(degC)						
1	24-Jun-11 09:07:17	5.189	14.0						
2	24-Jun-11 09:07:18	5.189	14.0						
3	24-Jun-11 09:07:19	5.190	14.0						
4	24-Jun-11 09:07:20	5.189	14.1						
5	24-Jun-11 09:07:21	5.189	14.1						
6	24-Jun-11 09:07:22	5.189	14.1						
7	24-Jun-11 09:07:23	5.189	14.1						
8	24-Jun-11 09:07:24	5.189	14.1						
9	24-Jun-11 09:07:25	5.278	14.1						
10	24-Jun-11 09:07:26	5.642	14.1						
11	24-Jun-11 09:07:27	5.604	14.1						
12	24-Jun-11 09:07:28	5.600	14.1						
13	24-Jun-11 09:07:29	5.599	14.1						
14	24-Jun-11 09:07:30	5.599	14.1						
15	24-Jun-11 09:07:31	5.599	14.1						
16	24-Jun-11 09:07:32	5.599	14.1						
17	24-Jun-11 09:07:33	5.599	14.1						
18	24-Jun-11 09:07:34	5.598	14.1						
19	24-Jun-11 09:07:35	5.599	14.1						
20	24-Jun-11 09:07:36	5.599	14.1						
21	24-Jun-11 09:07:37	5.599	14.1						
22	24-Jun-11 09:07:38	5.600	14.1						
23	24-Jun-11 09:07:39	5.599	14.2						
24	24-Jun-11 09:07:40	5.599	14.2						
25	24-Jun-11 09:07:41	5.599	14.2						
26	24-Jun-11 09:07:42	5.598	14.2						
27	24-Jun-11 09:07:43	5.598	14.2						
28	24-Jun-11 09:07:44	5.598	14.2						
29	24-Jun-11 09:07:45	5.598	14.2						
30	24-Jun-11 09:07:46	5.598	14.2						
31	24-Jun-11 09:07:47	5.598	14.2						
32	24-Jun-11 09:07:48	5.597	14.2						
33	24-Jun-11 09:07:49	5.598	14.2						
34	24-Jun-11 09:07:50	5.597	14.2						
35	24-Jun-11 09:07:51	5.597	14.2						
36	24-Jun-11 09:07:52	5.597	14.3						
37	24-Jun-11 09:07:53	5.597	14.2						
38	24-Jun-11 09:07:54	5.597	14.3						

Sensor SN	Sensor Type	Sensor Name	Session	Records
2713002	PT2X	Aquistar	MMW109-IN	300
		Pressure(psi)	Temperature(degC)	
	Sensor Range	15 psig	-40 - +125 degC	
	Minimum	5.189	13.9	
	Maximum	5.642	14.4	
	Mean	5.531	14.0	
	Variance	0.0080	0.03	
	Std Deviation	0.0894	0.17	
	Gain	1.000000	1.000000	
	Offset	0.0000	0.00	
Rec#	Date/Time	Pressure(psi)	Temperature(degC)	
39	24-Jun-11 09:07:55	5.597	14.3	
40	24-Jun-11 09:07:56	5.597	14.3	
41	24-Jun-11 09:07:57	5.597	14.3	
42	24-Jun-11 09:07:58	5.597	14.3	
43	24-Jun-11 09:07:59	5.597	14.3	
44	24-Jun-11 09:08:00	5.597	14.3	
45	24-Jun-11 09:08:01	5.597	14.3	
46	24-Jun-11 09:08:02	5.597	14.3	
47	24-Jun-11 09:08:03	5.597	14.3	
48	24-Jun-11 09:08:04	5.597	14.3	
49	24-Jun-11 09:08:05	5.597	14.3	
50	24-Jun-11 09:08:06	5.596	14.3	
51	24-Jun-11 09:08:07	5.596	14.3	
52	24-Jun-11 09:08:08	5.596	14.3	
53	24-Jun-11 09:08:09	5.597	14.3	
54	24-Jun-11 09:08:10	5.596	14.3	
55	24-Jun-11 09:08:11	5.596	14.3	
56	24-Jun-11 09:08:12	5.596	14.3	
57	24-Jun-11 09:08:13	5.596	14.3	
58	24-Jun-11 09:08:14	5.596	14.3	
59	24-Jun-11 09:08:15	5.596	14.3	
60	24-Jun-11 09:08:16	5.595	14.3	
61	24-Jun-11 09:08:17	5.595	14.3	
62	24-Jun-11 09:08:18	5.595	14.3	
63	24-Jun-11 09:08:19	5.596	14.3	
64	24-Jun-11 09:08:20	5.596	14.3	
65	24-Jun-11 09:08:21	5.595	14.3	
66	24-Jun-11 09:08:22	5.595	14.3	
67	24-Jun-11 09:08:23	5.596	14.3	
68	24-Jun-11 09:08:24	5.595	14.3	
69	24-Jun-11 09:08:25	5.595	14.3	
70	24-Jun-11 09:08:26	5.596	14.3	
71	24-Jun-11 09:08:27	5.595	14.3	
72	24-Jun-11 09:08:28	5.595	14.3	
73	24-Jun-11 09:08:29	5.595	14.3	
74	24-Jun-11 09:08:30	5.595	14.3	
75	24-Jun-11 09:08:31	5.596	14.3	
76	24-Jun-11 09:08:32	5.595	14.3	

Sensor SN	Sensor Type	Sensor Name	Session	Records
2713002	PT2X	Aquistar	MMW109-IN	300
		Pressure(psi)	Temperature(degC)	
	Sensor Range	15 psig	-40 - +125 degC	
	Minimum	5.189	13.9	
	Maximum	5.642	14.4	
	Mean	5.531	14.0	
	Variance	0.0080	0.03	
	Std Deviation	0.0894	0.17	
	Gain	1.000000	1.000000	
	Offset	0.0000	0.00	
Rec#	Date/Time	Pressure(psi)	Temperature(degC)	
77	24-Jun-11 09:08:33	5.595	14.3	
78	24-Jun-11 09:08:34	5.595	14.3	
79	24-Jun-11 09:08:35	5.595	14.3	
80	24-Jun-11 09:08:36	5.596	14.3	
81	24-Jun-11 09:08:37	5.595	14.3	
82	24-Jun-11 09:08:38	5.595	14.3	
83	24-Jun-11 09:08:39	5.595	14.3	
84	24-Jun-11 09:08:40	5.595	14.3	
85	24-Jun-11 09:08:41	5.595	14.3	
86	24-Jun-11 09:08:42	5.595	14.3	
87	24-Jun-11 09:08:43	5.595	14.3	
88	24-Jun-11 09:08:44	5.595	14.3	
89	24-Jun-11 09:08:45	5.595	14.3	
90	24-Jun-11 09:08:46	5.595	14.3	
91	24-Jun-11 09:08:47	5.595	14.4	
92	24-Jun-11 09:08:48	5.595	14.3	
93	24-Jun-11 09:08:49	5.594	14.4	
94	24-Jun-11 09:08:50	5.595	14.4	
95	24-Jun-11 09:08:51	5.594	14.3	
96	24-Jun-11 09:08:52	5.594	14.4	
97	24-Jun-11 09:08:53	5.594	14.3	
98	24-Jun-11 09:08:54	5.594	14.3	
99	24-Jun-11 09:08:55	5.594	14.4	
100	24-Jun-11 09:08:56	5.594	14.4	
101	24-Jun-11 09:09:06	5.594	14.2	
102	24-Jun-11 09:09:16	5.593	14.2	
103	24-Jun-11 09:09:26	5.592	14.1	
104	24-Jun-11 09:09:36	5.591	14.3	
105	24-Jun-11 09:09:46	5.591	14.1	
106	24-Jun-11 09:09:56	5.591	14.1	
107	24-Jun-11 09:10:06	5.591	14.1	
108	24-Jun-11 09:10:16	5.590	14.1	
109	24-Jun-11 09:10:26	5.589	14.1	
110	24-Jun-11 09:10:36	5.589	14.1	
111	24-Jun-11 09:10:46	5.589	14.1	
112	24-Jun-11 09:10:56	5.588	14.0	
113	24-Jun-11 09:11:06	5.588	14.0	
114	24-Jun-11 09:11:16	5.587	14.0	

Sensor SN	Sensor Type	Sensor Name	Session	Records
2713002	PT2X	Aquistar	MMW109-IN	300
		Pressure(psi)	Temperature(degC)	
	Sensor Range	15 psig	-40 - +125 degC	
	Minimum	5.189	13.9	
	Maximum	5.642	14.4	
	Mean	5.531	14.0	
	Variance	0.0080	0.03	
	Std Deviation	0.0894	0.17	
	Gain	1.000000	1.000000	
	Offset	0.0000	0.00	
Rec#	Date/Time	Pressure(psi)	Temperature(degC)	
115	24-Jun-11 09:11:26	5.587	14.0	
116	24-Jun-11 09:11:36	5.586	14.0	
117	24-Jun-11 09:11:46	5.585	14.0	
118	24-Jun-11 09:11:56	5.585	14.0	
119	24-Jun-11 09:12:06	5.585	14.0	
120	24-Jun-11 09:12:16	5.585	14.0	
121	24-Jun-11 09:12:26	5.584	14.0	
122	24-Jun-11 09:12:36	5.584	14.0	
123	24-Jun-11 09:12:46	5.583	14.1	
124	24-Jun-11 09:12:56	5.583	14.0	
125	24-Jun-11 09:13:06	5.581	14.0	
126	24-Jun-11 09:13:16	5.582	14.0	
127	24-Jun-11 09:13:26	5.582	14.0	
128	24-Jun-11 09:13:36	5.580	14.0	
129	24-Jun-11 09:13:46	5.580	14.0	
130	24-Jun-11 09:13:56	5.579	13.9	
131	24-Jun-11 09:14:06	5.579	14.0	
132	24-Jun-11 09:14:16	5.579	14.0	
133	24-Jun-11 09:14:26	5.579	13.9	
134	24-Jun-11 09:14:36	5.578	13.9	
135	24-Jun-11 09:14:46	5.578	13.9	
136	24-Jun-11 09:14:56	5.577	14.0	
137	24-Jun-11 09:15:06	5.577	13.9	
138	24-Jun-11 09:15:16	5.577	13.9	
139	24-Jun-11 09:15:26	5.576	14.0	
140	24-Jun-11 09:15:36	5.576	14.0	
141	24-Jun-11 09:15:46	5.575	13.9	
142	24-Jun-11 09:15:56	5.574	14.0	
143	24-Jun-11 09:16:06	5.574	13.9	
144	24-Jun-11 09:16:16	5.573	13.9	
145	24-Jun-11 09:16:26	5.573	14.1	
146	24-Jun-11 09:16:36	5.573	14.0	
147	24-Jun-11 09:16:46	5.572	14.0	
148	24-Jun-11 09:16:56	5.572	14.0	
149	24-Jun-11 09:17:06	5.571	14.0	
150	24-Jun-11 09:17:16	5.571	14.0	
151	24-Jun-11 09:17:26	5.571	14.0	
152	24-Jun-11 09:17:36	5.570	13.9	

Sensor SN	Sensor Type	Sensor Name	Session	Records
2713002	PT2X	Aquistar	MMW109-IN	300
		Pressure(psi)	Temperature(degC)	
	Sensor Range	15 psig	-40 - +125 degC	
	Minimum	5.189	13.9	
	Maximum	5.642	14.4	
	Mean	5.531	14.0	
	Variance	0.0080	0.03	
	Std Deviation	0.0894	0.17	
	Gain	1.000000	1.000000	
	Offset	0.0000	0.00	
Rec#	Date/Time	Pressure(psi)	Temperature(degC)	
153	24-Jun-11 09:17:46	5.570	14.0	
154	24-Jun-11 09:17:56	5.570	14.0	
155	24-Jun-11 09:18:06	5.569	14.0	
156	24-Jun-11 09:18:16	5.569	14.0	
157	24-Jun-11 09:18:26	5.568	13.9	
158	24-Jun-11 09:18:36	5.570	13.9	
159	24-Jun-11 09:18:46	5.572	14.0	
160	24-Jun-11 09:18:56	5.571	13.9	
161	24-Jun-11 09:19:06	5.571	13.9	
162	24-Jun-11 09:19:16	5.571	13.9	
163	24-Jun-11 09:19:26	5.570	13.9	
164	24-Jun-11 09:19:36	5.570	13.9	
165	24-Jun-11 09:19:46	5.569	14.0	
166	24-Jun-11 09:19:56	5.569	13.9	
167	24-Jun-11 09:20:06	5.569	13.9	
168	24-Jun-11 09:20:16	5.568	13.9	
169	24-Jun-11 09:20:26	5.568	13.9	
170	24-Jun-11 09:20:36	5.568	13.9	
171	24-Jun-11 09:20:46	5.567	13.9	
172	24-Jun-11 09:20:56	5.567	13.9	
173	24-Jun-11 09:21:06	5.566	13.9	
174	24-Jun-11 09:21:16	5.566	13.9	
175	24-Jun-11 09:21:26	5.565	13.9	
176	24-Jun-11 09:21:36	5.565	13.9	
177	24-Jun-11 09:21:46	5.565	13.9	
178	24-Jun-11 09:21:56	5.564	13.9	
179	24-Jun-11 09:22:06	5.564	13.9	
180	24-Jun-11 09:22:16	5.564	13.9	
181	24-Jun-11 09:22:26	5.563	13.9	
182	24-Jun-11 09:22:36	5.563	13.9	
183	24-Jun-11 09:22:46	5.562	13.9	
184	24-Jun-11 09:22:56	5.562	13.9	
185	24-Jun-11 09:23:06	5.561	13.9	
186	24-Jun-11 09:23:16	5.562	13.9	
187	24-Jun-11 09:23:26	5.561	13.9	
188	24-Jun-11 09:23:36	5.560	13.9	
189	24-Jun-11 09:23:46	5.560	13.9	
190	24-Jun-11 09:23:56	5.560	13.9	

Sensor SN	Sensor Type	Sensor Name	Session	Records
2713002	PT2X	Aquistar	MMW109-IN	300
		Pressure(psi)	Temperature(degC)	
	Sensor Range	15 psig	-40 - +125 degC	
	Minimum	5.189	13.9	
	Maximum	5.642	14.4	
	Mean	5.531	14.0	
	Variance	0.0080	0.03	
	Std Deviation	0.0894	0.17	
	Gain	1.000000	1.000000	
	Offset	0.0000	0.00	
Rec#	Date/Time	Pressure(psi)	Temperature(degC)	
191	24-Jun-11 09:24:06	5.560	13.9	
192	24-Jun-11 09:24:16	5.558	13.9	
193	24-Jun-11 09:24:26	5.558	13.9	
194	24-Jun-11 09:24:36	5.558	13.9	
195	24-Jun-11 09:24:46	5.558	13.9	
196	24-Jun-11 09:24:56	5.557	13.9	
197	24-Jun-11 09:25:06	5.557	13.9	
198	24-Jun-11 09:25:16	5.557	13.9	
199	24-Jun-11 09:25:26	5.556	13.9	
200	24-Jun-11 09:25:36	5.556	13.9	
201	24-Jun-11 09:26:36	5.554	13.9	
202	24-Jun-11 09:27:36	5.551	13.9	
203	24-Jun-11 09:28:36	5.549	13.9	
204	24-Jun-11 09:29:36	5.547	13.9	
205	24-Jun-11 09:30:36	5.544	13.9	
206	24-Jun-11 09:31:36	5.542	13.9	
207	24-Jun-11 09:32:36	5.540	13.9	
208	24-Jun-11 09:33:36	5.538	13.9	
209	24-Jun-11 09:34:36	5.535	13.9	
210	24-Jun-11 09:35:36	5.533	13.9	
211	24-Jun-11 09:36:36	5.531	13.9	
212	24-Jun-11 09:37:36	5.529	13.9	
213	24-Jun-11 09:38:36	5.527	13.9	
214	24-Jun-11 09:39:36	5.525	13.9	
215	24-Jun-11 09:40:36	5.523	13.9	
216	24-Jun-11 09:41:36	5.521	13.9	
217	24-Jun-11 09:42:36	5.518	13.9	
218	24-Jun-11 09:43:36	5.516	13.9	
219	24-Jun-11 09:44:36	5.514	13.9	
220	24-Jun-11 09:45:36	5.512	13.9	
221	24-Jun-11 09:46:36	5.510	13.9	
222	24-Jun-11 09:47:36	5.508	13.9	
223	24-Jun-11 09:48:36	5.506	13.9	
224	24-Jun-11 09:49:36	5.505	13.9	
225	24-Jun-11 09:50:36	5.501	14.1	
226	24-Jun-11 09:51:36	5.499	13.9	
227	24-Jun-11 09:52:36	5.497	13.9	
228	24-Jun-11 09:53:36	5.496	13.9	

Sensor SN	Sensor Type	Sensor Name	Session	Records
2713002	PT2X	Aquistar	MMW109-IN	300
		Pressure(psi)	Temperature(degC)	
	Sensor Range	15 psig	-40 - +125 degC	
	Minimum	5.189	13.9	
	Maximum	5.642	14.4	
	Mean	5.531	14.0	
	Variance	0.0080	0.03	
	Std Deviation	0.0894	0.17	
	Gain	1.000000	1.000000	
	Offset	0.0000	0.00	
Rec#	Date/Time	Pressure(psi)	Temperature(degC)	
229	24-Jun-11 09:54:36	5.494	13.9	
230	24-Jun-11 09:55:36	5.490	13.9	
231	24-Jun-11 09:56:36	5.488	13.9	
232	24-Jun-11 09:57:36	5.486	13.9	
233	24-Jun-11 09:58:36	5.485	13.9	
234	24-Jun-11 09:59:36	5.482	13.9	
235	24-Jun-11 10:00:36	5.481	13.9	
236	24-Jun-11 10:01:36	5.479	13.9	
237	24-Jun-11 10:02:36	5.476	13.9	
238	24-Jun-11 10:03:36	5.475	13.9	
239	24-Jun-11 10:04:36	5.473	13.9	
240	24-Jun-11 10:05:36	5.471	13.9	
241	24-Jun-11 10:06:36	5.469	13.9	
242	24-Jun-11 10:07:36	5.467	13.9	
243	24-Jun-11 10:08:36	5.465	13.9	
244	24-Jun-11 10:09:36	5.464	13.9	
245	24-Jun-11 10:10:36	5.462	13.9	
246	24-Jun-11 10:11:36	5.460	13.9	
247	24-Jun-11 10:12:36	5.458	13.9	
248	24-Jun-11 10:13:36	5.457	13.9	
249	24-Jun-11 10:14:36	5.454	13.9	
250	24-Jun-11 10:15:36	5.453	13.9	
251	24-Jun-11 10:16:36	5.451	13.9	
252	24-Jun-11 10:17:36	5.451	13.9	
253	24-Jun-11 10:18:36	5.448	13.9	
254	24-Jun-11 10:19:36	5.446	13.9	
255	24-Jun-11 10:20:36	5.444	13.9	
256	24-Jun-11 10:21:36	5.442	13.9	
257	24-Jun-11 10:22:36	5.441	13.9	
258	24-Jun-11 10:23:36	5.440	13.9	
259	24-Jun-11 10:24:36	5.438	13.9	
260	24-Jun-11 10:25:36	5.436	13.9	
261	24-Jun-11 10:26:36	5.435	13.9	
262	24-Jun-11 10:27:36	5.433	13.9	
263	24-Jun-11 10:28:36	5.432	13.9	
264	24-Jun-11 10:29:36	5.430	13.9	
265	24-Jun-11 10:30:36	5.429	13.9	
266	24-Jun-11 10:31:36	5.427	13.9	

Sensor SN	Sensor Type	Sensor Name	Session	Records
2713002	PT2X	Aquistar	MMW109-IN	300
		Pressure(psi)	Temperature(degC)	
	Sensor Range	15 psig	-40 - +125 degC	
	Minimum	5.189	13.9	
	Maximum	5.642	14.4	
	Mean	5.531	14.0	
	Variance	0.0080	0.03	
	Std Deviation	0.0894	0.17	
	Gain	1.000000	1.000000	
	Offset	0.0000	0.00	
Rec#	Date/Time	Pressure(psi)	Temperature(degC)	
267	24-Jun-11 10:32:36	5.426	13.9	
268	24-Jun-11 10:33:36	5.423	13.9	
269	24-Jun-11 10:34:36	5.422	13.9	
270	24-Jun-11 10:35:36	5.421	13.9	
271	24-Jun-11 10:36:36	5.419	13.9	
272	24-Jun-11 10:37:36	5.418	13.9	
273	24-Jun-11 10:38:36	5.416	13.9	
274	24-Jun-11 10:39:36	5.414	13.9	
275	24-Jun-11 10:40:36	5.413	13.9	
276	24-Jun-11 10:41:36	5.412	13.9	
277	24-Jun-11 10:42:36	5.410	13.9	
278	24-Jun-11 10:43:36	5.409	13.9	
279	24-Jun-11 10:44:36	5.407	13.9	
280	24-Jun-11 10:45:36	5.406	13.9	
281	24-Jun-11 10:46:36	5.404	13.9	
282	24-Jun-11 10:47:36	5.401	13.9	
283	24-Jun-11 10:48:36	5.401	13.9	
284	24-Jun-11 10:49:36	5.399	13.9	
285	24-Jun-11 10:50:36	5.398	13.9	
286	24-Jun-11 10:51:36	5.396	13.9	
287	24-Jun-11 10:52:36	5.395	13.9	
288	24-Jun-11 10:53:36	5.394	13.9	
289	24-Jun-11 10:54:36	5.392	13.9	
290	24-Jun-11 10:55:36	5.391	13.9	
291	24-Jun-11 10:56:36	5.390	13.9	
292	24-Jun-11 10:57:36	5.388	13.9	
293	24-Jun-11 10:58:36	5.387	13.9	
294	24-Jun-11 10:59:36	5.385	13.9	
295	24-Jun-11 11:00:36	5.384	13.9	
296	24-Jun-11 11:01:36	5.382	13.9	
297	24-Jun-11 11:02:36	5.381	13.9	
298	24-Jun-11 11:03:36	5.380	13.9	
299	24-Jun-11 11:04:36	5.379	13.9	
300	24-Jun-11 11:05:36	5.377	13.9	

Sensor SN	Sensor Type	Sensor Name	Session	Records
2549025	PT2X	aquistar	MMW116-IN	210
		Pressure(psi)	Temperature(degC)	
	Sensor Range	50 psig	-40 - +125 degC	
	Minimum	4.819	13.8	
	Maximum	5.804	14.2	
	Mean	5.160	13.9	
	Variance	0.0184	0.02	
	Std Deviation	0.1357	0.15	
	Gain	1.000000	1.000000	
	Offset	0.0000	0.00	
Rec#	Date/Time	Pressure(psi)	Temperature(degC)	
1	24-Jun-11 10:46:30	4.819	13.9	
2	24-Jun-11 10:46:31	4.819	13.9	
3	24-Jun-11 10:46:32	4.819	13.9	
4	24-Jun-11 10:46:33	5.804	13.9	
5	24-Jun-11 10:46:34	5.297	13.9	
6	24-Jun-11 10:46:35	5.299	13.9	
7	24-Jun-11 10:46:36	5.311	13.9	
8	24-Jun-11 10:46:37	5.312	13.9	
9	24-Jun-11 10:46:38	5.311	13.9	
10	24-Jun-11 10:46:39	5.311	13.9	
11	24-Jun-11 10:46:40	5.299	14.0	
12	24-Jun-11 10:46:41	5.306	13.9	
13	24-Jun-11 10:46:42	5.304	14.0	
14	24-Jun-11 10:46:43	5.300	14.0	
15	24-Jun-11 10:46:44	5.302	14.0	
16	24-Jun-11 10:46:45	5.302	14.0	
17	24-Jun-11 10:46:46	5.300	14.0	
18	24-Jun-11 10:46:47	5.300	14.0	
19	24-Jun-11 10:46:48	5.300	14.0	
20	24-Jun-11 10:46:49	5.299	14.0	
21	24-Jun-11 10:46:50	5.299	14.0	
22	24-Jun-11 10:46:51	5.297	14.0	
23	24-Jun-11 10:46:52	5.297	14.1	
24	24-Jun-11 10:46:53	5.295	14.0	
25	24-Jun-11 10:46:54	5.295	14.0	
26	24-Jun-11 10:46:55	5.294	14.1	
27	24-Jun-11 10:46:56	5.294	14.1	
28	24-Jun-11 10:46:57	5.294	14.1	
29	24-Jun-11 10:46:58	5.292	14.1	
30	24-Jun-11 10:46:59	5.290	14.1	
31	24-Jun-11 10:47:00	5.290	14.1	
32	24-Jun-11 10:47:01	5.289	14.1	
33	24-Jun-11 10:47:02	5.289	14.1	
34	24-Jun-11 10:47:03	5.289	14.1	
35	24-Jun-11 10:47:04	5.287	14.1	
36	24-Jun-11 10:47:05	5.287	14.1	
37	24-Jun-11 10:47:06	5.285	14.1	
38	24-Jun-11 10:47:07	5.285	14.1	

Sensor SN	Sensor Type	Sensor Name	Session	Records
2549025	PT2X	aquistar	MMW116-IN	210
		Pressure(psi)	Temperature(degC)	
	Sensor Range	50 psig	-40 - +125 degC	
	Minimum	4.819	13.8	
	Maximum	5.804	14.2	
	Mean	5.160	13.9	
	Variance	0.0184	0.02	
	Std Deviation	0.1357	0.15	
	Gain	1.000000	1.000000	
	Offset	0.0000	0.00	
Rec#	Date/Time	Pressure(psi)	Temperature(degC)	
39	24-Jun-11 10:47:08	5.284	14.1	
40	24-Jun-11 10:47:09	5.284	14.1	
41	24-Jun-11 10:47:10	5.282	14.1	
42	24-Jun-11 10:47:11	5.282	14.1	
43	24-Jun-11 10:47:12	5.280	14.1	
44	24-Jun-11 10:47:13	5.280	14.1	
45	24-Jun-11 10:47:14	5.280	14.1	
46	24-Jun-11 10:47:15	5.279	14.1	
47	24-Jun-11 10:47:16	5.279	14.1	
48	24-Jun-11 10:47:17	5.277	14.1	
49	24-Jun-11 10:47:18	5.277	14.1	
50	24-Jun-11 10:47:19	5.275	14.1	
51	24-Jun-11 10:47:20	5.275	14.1	
52	24-Jun-11 10:47:21	5.275	14.1	
53	24-Jun-11 10:47:22	5.275	14.1	
54	24-Jun-11 10:47:23	5.274	14.1	
55	24-Jun-11 10:47:24	5.272	14.1	
56	24-Jun-11 10:47:25	5.272	14.1	
57	24-Jun-11 10:47:26	5.272	14.1	
58	24-Jun-11 10:47:27	5.270	14.1	
59	24-Jun-11 10:47:28	5.270	14.1	
60	24-Jun-11 10:47:29	5.270	14.1	
61	24-Jun-11 10:47:30	5.269	14.1	
62	24-Jun-11 10:47:31	5.269	14.1	
63	24-Jun-11 10:47:32	5.269	14.1	
64	24-Jun-11 10:47:33	5.267	14.1	
65	24-Jun-11 10:47:34	5.267	14.1	
66	24-Jun-11 10:47:35	5.265	14.1	
67	24-Jun-11 10:47:36	5.265	14.1	
68	24-Jun-11 10:47:37	5.257	14.1	
69	24-Jun-11 10:47:38	5.264	14.2	
70	24-Jun-11 10:47:39	5.264	14.1	
71	24-Jun-11 10:47:40	5.262	14.1	
72	24-Jun-11 10:47:41	5.262	14.1	
73	24-Jun-11 10:47:42	5.262	14.2	
74	24-Jun-11 10:47:43	5.262	14.1	
75	24-Jun-11 10:47:44	5.262	14.2	
76	24-Jun-11 10:47:45	5.260	14.2	

Sensor SN	Sensor Type	Sensor Name	Session	Records
2549025	PT2X	aquistar	MMW116-IN	210
		Pressure(psi)	Temperature(degC)	
	Sensor Range	50 psig	-40 - +125 degC	
	Minimum	4.819	13.8	
	Maximum	5.804	14.2	
	Mean	5.160	13.9	
	Variance	0.0184	0.02	
	Std Deviation	0.1357	0.15	
	Gain	1.000000	1.000000	
	Offset	0.0000	0.00	
Rec#	Date/Time	Pressure(psi)	Temperature(degC)	
77	24-Jun-11 10:47:46	5.259	14.2	
78	24-Jun-11 10:47:47	5.259	14.2	
79	24-Jun-11 10:47:48	5.259	14.2	
80	24-Jun-11 10:47:49	5.257	14.2	
81	24-Jun-11 10:47:50	5.257	14.2	
82	24-Jun-11 10:47:51	5.257	14.2	
83	24-Jun-11 10:47:52	5.257	14.2	
84	24-Jun-11 10:47:53	5.255	14.2	
85	24-Jun-11 10:47:54	5.255	14.2	
86	24-Jun-11 10:47:55	5.255	14.2	
87	24-Jun-11 10:47:56	5.254	14.2	
88	24-Jun-11 10:47:57	5.254	14.2	
89	24-Jun-11 10:47:58	5.252	14.2	
90	24-Jun-11 10:47:59	5.252	14.2	
91	24-Jun-11 10:48:00	5.252	14.2	
92	24-Jun-11 10:48:01	5.250	14.2	
93	24-Jun-11 10:48:02	5.250	14.2	
94	24-Jun-11 10:48:03	5.250	14.2	
95	24-Jun-11 10:48:04	5.248	14.2	
96	24-Jun-11 10:48:05	5.248	14.2	
97	24-Jun-11 10:48:06	5.248	14.2	
98	24-Jun-11 10:48:07	5.248	14.2	
99	24-Jun-11 10:48:08	5.247	14.2	
100	24-Jun-11 10:48:09	5.245	14.2	
101	24-Jun-11 10:48:19	5.240	14.0	
102	24-Jun-11 10:48:29	5.235	14.0	
103	24-Jun-11 10:48:39	5.232	13.9	
104	24-Jun-11 10:48:49	5.225	13.9	
105	24-Jun-11 10:48:59	5.220	13.9	
106	24-Jun-11 10:49:09	5.215	13.9	
107	24-Jun-11 10:49:19	5.210	13.9	
108	24-Jun-11 10:49:29	5.205	13.9	
109	24-Jun-11 10:49:39	5.200	13.9	
110	24-Jun-11 10:49:49	5.197	13.9	
111	24-Jun-11 10:49:59	5.192	13.8	
112	24-Jun-11 10:50:09	5.186	13.9	
113	24-Jun-11 10:50:19	5.181	13.9	
114	24-Jun-11 10:50:29	5.178	13.8	

Sensor SN	Sensor Type	Sensor Name	Session	Records
2549025	PT2X	aquistar	MMW116-IN	210
		Pressure(psi)	Temperature(degC)	
	Sensor Range	50 psig	-40 - +125 degC	
	Minimum	4.819	13.8	
	Maximum	5.804	14.2	
	Mean	5.160	13.9	
	Variance	0.0184	0.02	
	Std Deviation	0.1357	0.15	
	Gain	1.000000	1.000000	
	Offset	0.0000	0.00	
Rec#	Date/Time	Pressure(psi)	Temperature(degC)	
115	24-Jun-11 10:50:39	5.173	13.8	
116	24-Jun-11 10:50:49	5.170	13.8	
117	24-Jun-11 10:50:59	5.166	13.8	
118	24-Jun-11 10:51:09	5.161	13.8	
119	24-Jun-11 10:51:19	5.158	13.8	
120	24-Jun-11 10:51:29	5.155	13.8	
121	24-Jun-11 10:51:39	5.150	13.8	
122	24-Jun-11 10:51:49	5.146	13.8	
123	24-Jun-11 10:51:59	5.143	13.8	
124	24-Jun-11 10:52:09	5.140	13.8	
125	24-Jun-11 10:52:19	5.136	13.8	
126	24-Jun-11 10:52:29	5.133	13.8	
127	24-Jun-11 10:52:39	5.129	13.8	
128	24-Jun-11 10:52:49	5.124	13.8	
129	24-Jun-11 10:52:59	5.121	13.8	
130	24-Jun-11 10:53:09	5.118	13.8	
131	24-Jun-11 10:53:19	5.116	13.8	
132	24-Jun-11 10:53:29	5.113	13.8	
133	24-Jun-11 10:53:39	5.108	13.8	
134	24-Jun-11 10:53:49	5.106	13.8	
135	24-Jun-11 10:53:59	5.103	13.8	
136	24-Jun-11 10:54:09	5.099	13.8	
137	24-Jun-11 10:54:19	5.098	13.8	
138	24-Jun-11 10:54:29	5.094	13.8	
139	24-Jun-11 10:54:39	5.091	13.8	
140	24-Jun-11 10:54:49	5.088	13.8	
141	24-Jun-11 10:54:59	5.086	13.8	
142	24-Jun-11 10:55:09	5.083	13.8	
143	24-Jun-11 10:55:19	5.081	13.8	
144	24-Jun-11 10:55:29	5.076	13.8	
145	24-Jun-11 10:55:39	5.074	13.8	
146	24-Jun-11 10:55:49	5.071	13.8	
147	24-Jun-11 10:55:59	5.069	13.8	
148	24-Jun-11 10:56:09	5.066	13.8	
149	24-Jun-11 10:56:19	5.064	13.8	
150	24-Jun-11 10:56:29	5.061	13.8	
151	24-Jun-11 10:56:39	5.059	13.8	
152	24-Jun-11 10:56:49	5.057	13.8	

Sensor SN	Sensor Type	Sensor Name	Session	Records
2549025	PT2X	aquistar	MMW116-IN	210
		Pressure(psi)	Temperature(degC)	
	Sensor Range	50 psig	-40 - +125 degC	
	Minimum	4.819	13.8	
	Maximum	5.804	14.2	
	Mean	5.160	13.9	
	Variance	0.0184	0.02	
	Std Deviation	0.1357	0.15	
	Gain	1.000000	1.000000	
	Offset	0.0000	0.00	
Rec#	Date/Time	Pressure(psi)	Temperature(degC)	
153	24-Jun-11 10:56:59	5.056	13.8	
154	24-Jun-11 10:57:09	5.052	13.8	
155	24-Jun-11 10:57:19	5.051	13.8	
156	24-Jun-11 10:57:29	5.049	13.8	
157	24-Jun-11 10:57:39	5.046	13.8	
158	24-Jun-11 10:57:49	5.044	13.8	
159	24-Jun-11 10:57:59	5.041	13.8	
160	24-Jun-11 10:58:09	5.041	13.8	
161	24-Jun-11 10:58:19	5.037	13.8	
162	24-Jun-11 10:58:29	5.036	13.8	
163	24-Jun-11 10:58:39	5.032	13.8	
164	24-Jun-11 10:58:49	5.031	13.8	
165	24-Jun-11 10:58:59	5.031	13.8	
166	24-Jun-11 10:59:09	5.022	13.9	
167	24-Jun-11 10:59:19	5.026	13.8	
168	24-Jun-11 10:59:29	5.024	13.8	
169	24-Jun-11 10:59:39	5.020	13.8	
170	24-Jun-11 10:59:49	5.019	13.8	
171	24-Jun-11 10:59:59	5.017	13.8	
172	24-Jun-11 11:00:09	5.015	13.8	
173	24-Jun-11 11:00:19	5.015	13.9	
174	24-Jun-11 11:00:29	5.012	13.8	
175	24-Jun-11 11:00:39	5.009	13.9	
176	24-Jun-11 11:00:49	5.009	13.8	
177	24-Jun-11 11:00:59	4.985	13.9	
178	24-Jun-11 11:01:09	5.005	13.9	
179	24-Jun-11 11:01:19	5.004	13.8	
180	24-Jun-11 11:01:29	5.004	13.8	
181	24-Jun-11 11:01:39	5.000	13.8	
182	24-Jun-11 11:01:49	4.999	13.8	
183	24-Jun-11 11:01:59	4.997	13.8	
184	24-Jun-11 11:02:09	4.995	13.8	
185	24-Jun-11 11:02:19	4.994	13.8	
186	24-Jun-11 11:02:29	4.992	13.8	
187	24-Jun-11 11:02:39	4.990	13.8	
188	24-Jun-11 11:02:49	4.982	13.9	
189	24-Jun-11 11:02:59	4.989	13.8	
190	24-Jun-11 11:03:09	4.987	13.8	

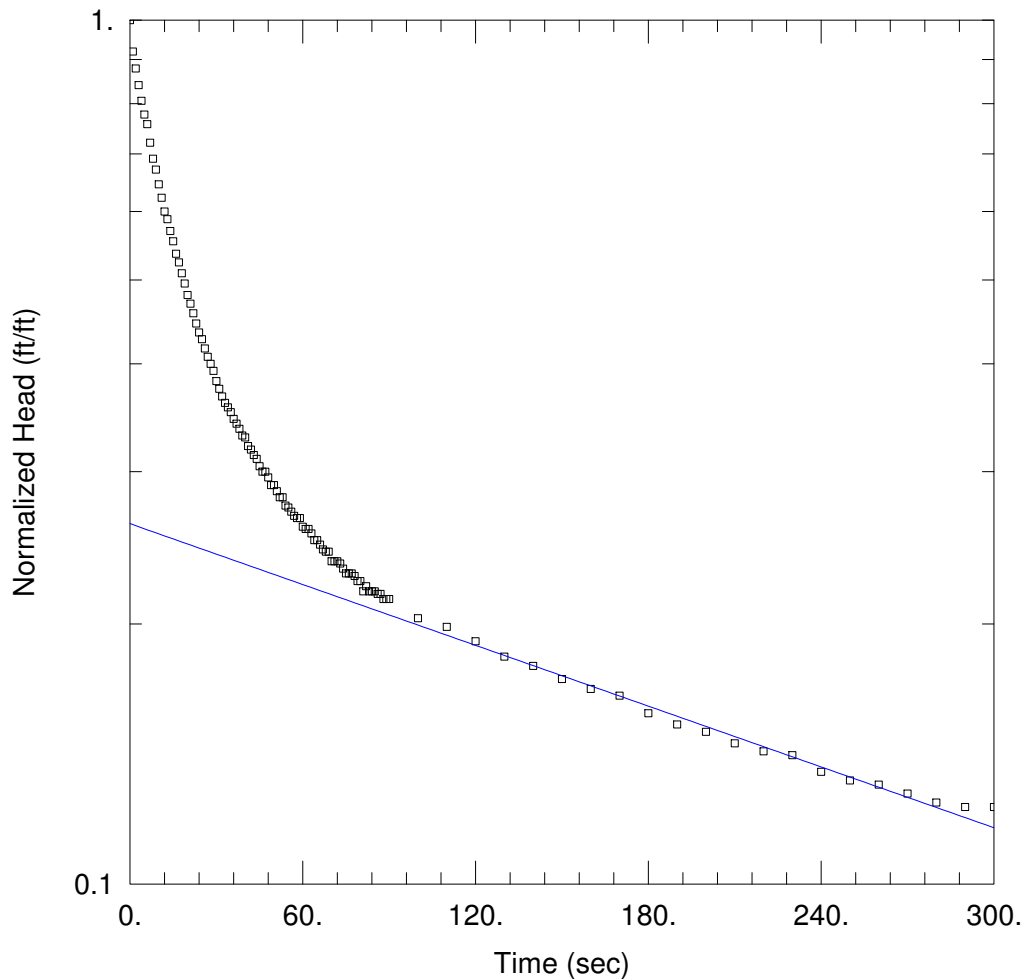
Sensor SN	Sensor Type	Sensor Name	Session	Records
2549025	PT2X	aquistar	MMW116-IN	210
		Pressure(psi)	Temperature(degC)	
	Sensor Range	50 psig	-40 - +125 degC	
	Minimum	4.819	13.8	
	Maximum	5.804	14.2	
	Mean	5.160	13.9	
	Variance	0.0184	0.02	
	Std Deviation	0.1357	0.15	
	Gain	1.000000	1.000000	
	Offset	0.0000	0.00	
Rec#	Date/Time	Pressure(psi)	Temperature(degC)	
191	24-Jun-11 11:03:19	4.987	13.8	
192	24-Jun-11 11:03:29	4.984	13.8	
193	24-Jun-11 11:03:39	4.982	13.8	
194	24-Jun-11 11:03:49	4.980	13.8	
195	24-Jun-11 11:03:59	4.979	13.8	
196	24-Jun-11 11:04:09	4.979	13.8	
197	24-Jun-11 11:04:19	4.977	13.8	
198	24-Jun-11 11:04:29	4.977	13.8	
199	24-Jun-11 11:04:39	4.974	13.8	
200	24-Jun-11 11:04:49	4.974	13.8	
201	24-Jun-11 11:05:49	4.963	13.9	
202	24-Jun-11 11:06:49	4.958	13.8	
203	24-Jun-11 11:07:49	4.953	13.8	
204	24-Jun-11 11:08:49	4.947	13.8	
205	24-Jun-11 11:09:49	4.942	13.8	
206	24-Jun-11 11:10:49	4.937	13.8	
207	24-Jun-11 11:11:49	4.932	13.8	
208	24-Jun-11 11:12:49	4.928	13.8	
209	24-Jun-11 11:13:49	4.923	13.8	
210	24-Jun-11 11:14:49	4.920	13.8	

Sensor SN	Sensor Type	Sensor Name	Session	Records
2549025	PT2X	aquistar	MMW16-OUT	119
		Pressure(psi)	Temperature(degC)	
	Sensor Range	50 psig	-40 - +125 degC	
	Minimum	4.083	13.8	
	Maximum	4.911	14.2	
	Mean	4.476	14.0	
	Variance	0.0077	0.01	
	Std Deviation	0.0875	0.11	
	Gain	1.000000	1.000000	
	Offset	0.0000	0.00	
Rec#	Date/Time	Pressure(psi)	Temperature(degC)	
1	24-Jun-11 11:17:11	4.911	13.8	
2	24-Jun-11 11:17:12	4.911	13.8	
3	24-Jun-11 11:17:13	4.891	13.9	
4	24-Jun-11 11:17:14	4.083	13.9	
5	24-Jun-11 11:17:15	4.330	13.9	
6	24-Jun-11 11:17:16	4.338	13.9	
7	24-Jun-11 11:17:17	4.385	13.9	
8	24-Jun-11 11:17:18	4.410	13.9	
9	24-Jun-11 11:17:19	4.415	13.9	
10	24-Jun-11 11:17:20	4.417	13.9	
11	24-Jun-11 11:17:21	4.420	13.9	
12	24-Jun-11 11:17:22	4.420	13.9	
13	24-Jun-11 11:17:23	4.418	13.9	
14	24-Jun-11 11:17:24	4.420	13.9	
15	24-Jun-11 11:17:25	4.423	13.9	
16	24-Jun-11 11:17:26	4.427	13.9	
17	24-Jun-11 11:17:27	4.429	13.9	
18	24-Jun-11 11:17:28	4.430	14.0	
19	24-Jun-11 11:17:29	4.430	14.0	
20	24-Jun-11 11:17:30	4.432	14.0	
21	24-Jun-11 11:17:31	4.434	13.9	
22	24-Jun-11 11:17:32	4.435	14.0	
23	24-Jun-11 11:17:33	4.435	14.0	
24	24-Jun-11 11:17:34	4.435	14.0	
25	24-Jun-11 11:17:35	4.437	14.0	
26	24-Jun-11 11:17:36	4.439	14.0	
27	24-Jun-11 11:17:37	4.439	14.0	
28	24-Jun-11 11:17:38	4.440	14.0	
29	24-Jun-11 11:17:39	4.439	14.0	
30	24-Jun-11 11:17:40	4.442	14.0	
31	24-Jun-11 11:17:41	4.442	14.0	
32	24-Jun-11 11:17:42	4.444	14.0	
33	24-Jun-11 11:17:43	4.444	14.0	
34	24-Jun-11 11:17:44	4.445	14.0	
35	24-Jun-11 11:17:45	4.445	14.1	
36	24-Jun-11 11:17:46	4.447	14.1	
37	24-Jun-11 11:17:47	4.449	14.1	
38	24-Jun-11 11:17:48	4.449	14.1	

Sensor SN	Sensor Type	Sensor Name	Session	Records
2549025	PT2X	aquistar	MMW16-OUT	119
		Pressure(psi)	Temperature(degC)	
	Sensor Range	50 psig	-40 - +125 degC	
	Minimum	4.083	13.8	
	Maximum	4.911	14.2	
	Mean	4.476	14.0	
	Variance	0.0077	0.01	
	Std Deviation	0.0875	0.11	
	Gain	1.000000	1.000000	
	Offset	0.0000	0.00	
Rec#	Date/Time	Pressure(psi)	Temperature(degC)	
39	24-Jun-11 11:17:49	4.449	14.1	
40	24-Jun-11 11:17:50	4.450	14.1	
41	24-Jun-11 11:17:51	4.452	14.1	
42	24-Jun-11 11:17:52	4.452	14.1	
43	24-Jun-11 11:17:53	4.452	14.1	
44	24-Jun-11 11:17:54	4.454	14.1	
45	24-Jun-11 11:17:55	4.454	14.1	
46	24-Jun-11 11:17:56	4.455	14.1	
47	24-Jun-11 11:17:57	4.455	14.1	
48	24-Jun-11 11:17:58	4.457	14.1	
49	24-Jun-11 11:17:59	4.457	14.1	
50	24-Jun-11 11:18:00	4.457	14.1	
51	24-Jun-11 11:18:01	4.457	14.1	
52	24-Jun-11 11:18:02	4.459	14.1	
53	24-Jun-11 11:18:03	4.460	14.1	
54	24-Jun-11 11:18:04	4.460	14.1	
55	24-Jun-11 11:18:05	4.460	14.1	
56	24-Jun-11 11:18:06	4.462	14.1	
57	24-Jun-11 11:18:07	4.462	14.1	
58	24-Jun-11 11:18:08	4.464	14.1	
59	24-Jun-11 11:18:09	4.464	14.1	
60	24-Jun-11 11:18:10	4.465	14.1	
61	24-Jun-11 11:18:11	4.465	14.1	
62	24-Jun-11 11:18:12	4.467	14.1	
63	24-Jun-11 11:18:13	4.467	14.1	
64	24-Jun-11 11:18:14	4.467	14.1	
65	24-Jun-11 11:18:15	4.467	14.1	
66	24-Jun-11 11:18:16	4.469	14.1	
67	24-Jun-11 11:18:17	4.469	14.1	
68	24-Jun-11 11:18:18	4.470	14.1	
69	24-Jun-11 11:18:19	4.470	14.1	
70	24-Jun-11 11:18:20	4.470	14.1	
71	24-Jun-11 11:18:21	4.472	14.1	
72	24-Jun-11 11:18:22	4.472	14.1	
73	24-Jun-11 11:18:23	4.472	14.1	
74	24-Jun-11 11:18:24	4.474	14.1	
75	24-Jun-11 11:18:25	4.474	14.1	
76	24-Jun-11 11:18:26	4.475	14.1	

Sensor SN	Sensor Type	Sensor Name	Session	Records
2549025	PT2X	aquistar	MMW16-OUT	119
		Pressure(psi)	Temperature(degC)	
	Sensor Range	50 psig	-40 - +125 degC	
	Minimum	4.083	13.8	
	Maximum	4.911	14.2	
	Mean	4.476	14.0	
	Variance	0.0077	0.01	
	Std Deviation	0.0875	0.11	
	Gain	1.000000	1.000000	
	Offset	0.0000	0.00	
Rec#	Date/Time	Pressure(psi)	Temperature(degC)	
77	24-Jun-11 11:18:27	4.475	14.1	
78	24-Jun-11 11:18:28	4.477	14.1	
79	24-Jun-11 11:18:29	4.477	14.1	
80	24-Jun-11 11:18:30	4.477	14.1	
81	24-Jun-11 11:18:31	4.479	14.1	
82	24-Jun-11 11:18:32	4.479	14.1	
83	24-Jun-11 11:18:33	4.479	14.1	
84	24-Jun-11 11:18:34	4.480	14.1	
85	24-Jun-11 11:18:35	4.477	14.1	
86	24-Jun-11 11:18:36	4.480	14.1	
87	24-Jun-11 11:18:37	4.482	14.2	
88	24-Jun-11 11:18:38	4.482	14.1	
89	24-Jun-11 11:18:39	4.482	14.1	
90	24-Jun-11 11:18:40	4.484	14.1	
91	24-Jun-11 11:18:41	4.484	14.1	
92	24-Jun-11 11:18:42	4.484	14.1	
93	24-Jun-11 11:18:43	4.485	14.1	
94	24-Jun-11 11:18:44	4.485	14.2	
95	24-Jun-11 11:18:45	4.487	14.2	
96	24-Jun-11 11:18:46	4.487	14.2	
97	24-Jun-11 11:18:47	4.489	14.1	
98	24-Jun-11 11:18:48	4.489	14.1	
99	24-Jun-11 11:18:49	4.489	14.1	
100	24-Jun-11 11:18:50	4.491	14.2	
101	24-Jun-11 11:19:00	4.496	14.1	
102	24-Jun-11 11:19:10	4.501	14.0	
103	24-Jun-11 11:19:20	4.506	13.9	
104	24-Jun-11 11:19:30	4.511	13.9	
105	24-Jun-11 11:19:40	4.516	13.9	
106	24-Jun-11 11:19:50	4.522	13.9	
107	24-Jun-11 11:20:00	4.526	13.9	
108	24-Jun-11 11:20:10	4.526	13.9	
109	24-Jun-11 11:20:20	4.533	13.9	
110	24-Jun-11 11:20:30	4.536	13.8	
111	24-Jun-11 11:20:40	4.546	13.8	
112	24-Jun-11 11:20:50	4.549	13.8	
113	24-Jun-11 11:21:00	4.554	13.8	
114	24-Jun-11 11:21:10	4.558	13.8	

Sensor SN	Sensor Type	Sensor Name	Session	Records
2549025	PT2X	aquistar	MMW16-OUT	119
		Pressure(psi)	Temperature(degC)	
	Sensor Range	50 psig	-40 - +125 degC	
	Minimum	4.083	13.8	
	Maximum	4.911	14.2	
	Mean	4.476	14.0	
	Variance	0.0077	0.01	
	Std Deviation	0.0875	0.11	
	Gain	1.000000	1.000000	
	Offset	0.0000	0.00	
Rec#	Date/Time	Pressure(psi)	Temperature(degC)	
115	24-Jun-11 11:21:20	4.563	13.8	
116	24-Jun-11 11:21:30	4.568	13.8	
117	24-Jun-11 11:21:40	4.571	13.8	
118	24-Jun-11 11:21:50	4.574	13.8	
119	24-Jun-11 11:22:00	4.579	13.8	



UMW-102: TEST 1

Data Set: C:\Consulting A\MGP_Program\CH MGP\Annual_2011\Slug Tests\Analyses\CHMGP 102in1.aqt
 Date: 07/28/11 Time: 15:38:14

PROJECT INFORMATION

Company: Kelron Environmental
 Client: AmerenIP
 Project: 624-0908-0210
 Location: CHMGP
 Test Well: UMW-102
 Test Date: 6/24/11

AQUIFER DATA

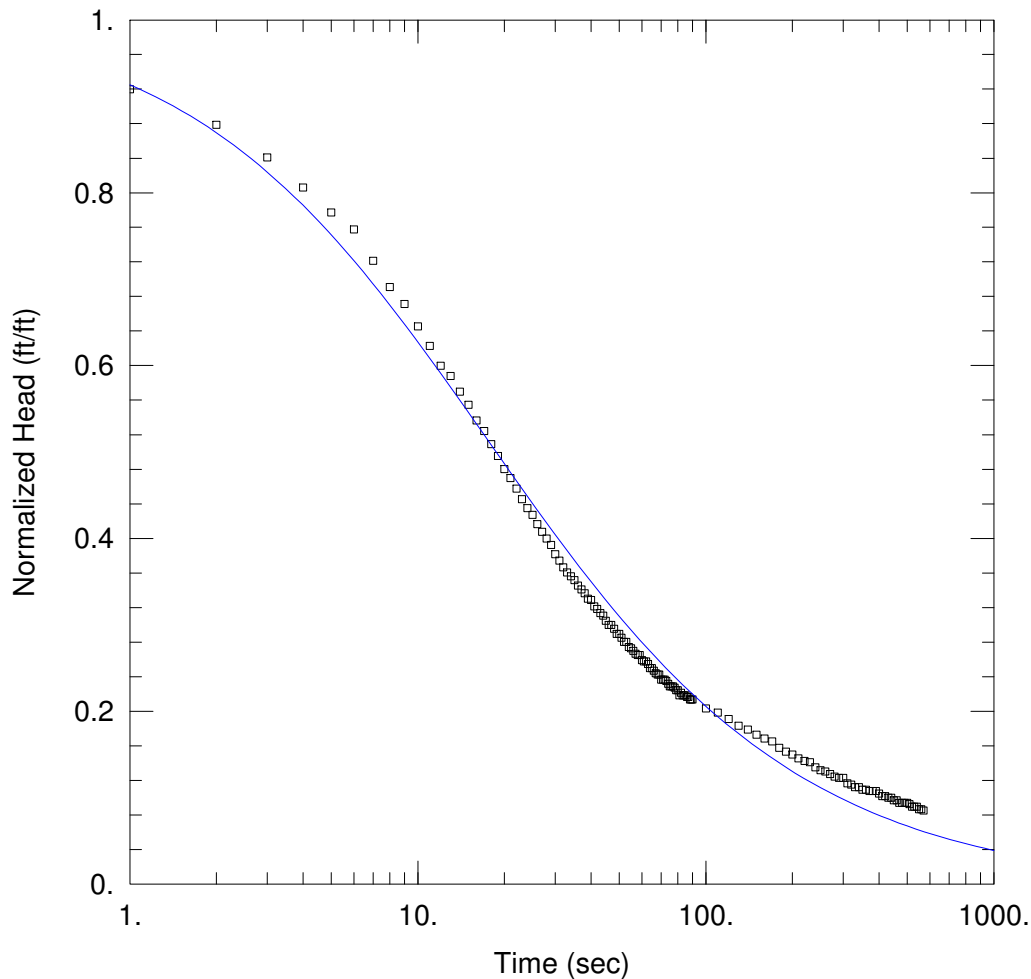
Saturated Thickness: 15.67 ft Anisotropy Ratio (Kz/Kr): 1.

WELL DATA (UMW-102)

Initial Displacement: 0.66 ft Static Water Column Height: 15.67 ft
 Total Well Penetration Depth: 15.17 ft Screen Length: 14.8 ft
 Casing Radius: 0.0833 ft Well Radius: 0.333 ft

SOLUTION

Aquifer Model: Unconfined Solution Method: Bouwer-Rice
 K = 4.045E-5 cm/sec y0 = 0.1724 ft



UMW-102: TEST 1

Data Set: C:\Consulting A\MGP_Program\CH MGP\Annual_2011\Slug Tests\Analyses\CHMGP 102in1.aqt
 Date: 07/28/11 Time: 15:43:06

PROJECT INFORMATION

Company: Kelron Environmental
 Client: AmerenIP
 Project: 624-0908-0210
 Location: CHMGP
 Test Well: UMW-102
 Test Date: 6/24/11

AQUIFER DATA

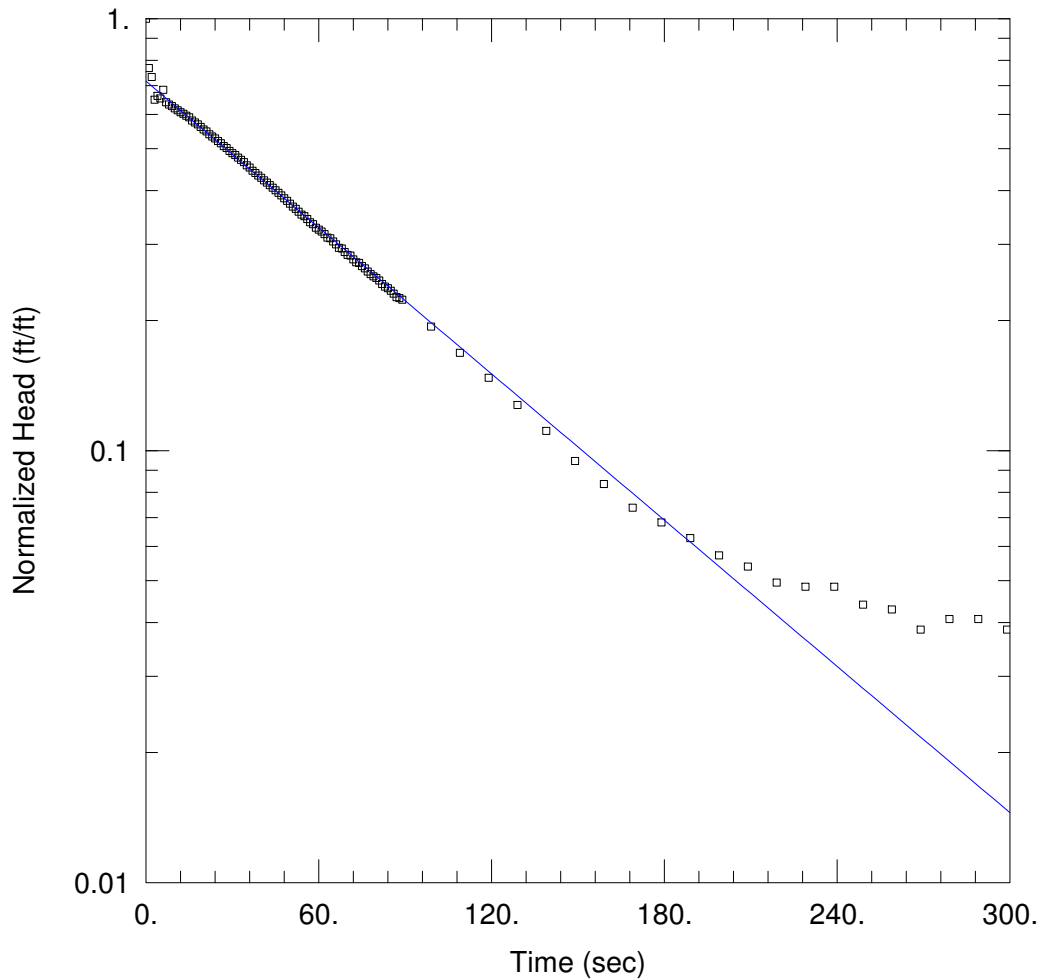
Saturated Thickness: 15.67 ft

WELL DATA (UMW-102)

Initial Displacement: <u>0.66</u> ft	Static Water Column Height: <u>15.67</u> ft
Total Well Penetration Depth: <u>15.17</u> ft	Screen Length: <u>14.8</u> ft
Casing Radius: <u>0.0833</u> ft	Well Radius: <u>0.333</u> ft
Well Skin Radius: <u>0.417</u> ft	

SOLUTION

Aquifer Model: <u>Unconfined</u>	Solution Method: <u>KGS Model w/skin</u>
Kr = <u>4.482E-5</u> cm/sec	Ss = <u>0.006382</u> ft ⁻¹
Kz/Kr = <u>1.</u>	Kr' = <u>0.0001268</u> cm/sec
Ss' = <u>1.0E-10</u> ft ⁻¹	Kz/Kr' = <u>0.4949</u>



UMW-107: TEST 1

Data Set: C:\Consulting A\MGP_Program\CH MGP\Annual_2011\Slug Tests\Analyses\CHMGP 107in1.aqt
 Date: 07/28/11 Time: 15:44:26

PROJECT INFORMATION

Company: Kelron Environmental
 Client: AmerenIP
 Project: 624-0908-0210
 Location: CHMGP
 Test Well: UMW-107
 Test Date: 6/24/11

AQUIFER DATA

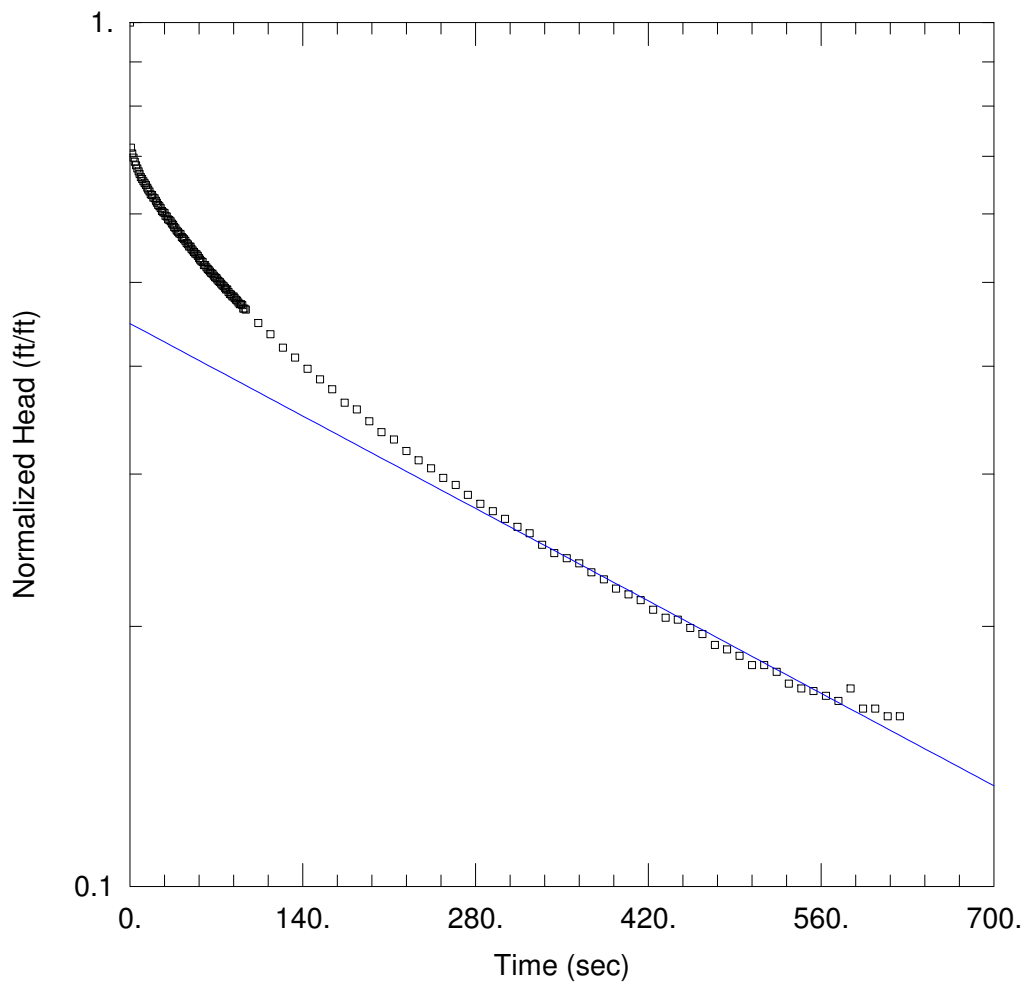
Saturated Thickness: 13.22 ft Anisotropy Ratio (Kz/Kr): 1.

WELL DATA (UMW-107)

Initial Displacement: 0.909 ft Static Water Column Height: 12.52 ft
 Total Well Penetration Depth: 12.12 ft Screen Length: 9.8 ft
 Casing Radius: 0.0833 ft Well Radius: 0.333 ft

SOLUTION

Aquifer Model: Unconfined Solution Method: Bouwer-Rice
 K = 0.0002598 cm/sec $y_0 =$ 0.6509 ft



UMW-107: TEST 2

Data Set: C:\Consulting A\MGP_Program\CH MGP\Annual_2011\Slug Tests\Analyses\CHMGP 107out1.aqt
 Date: 07/28/11 Time: 15:48:53

PROJECT INFORMATION

Company: Kelron Environmental
 Client: AmerenIP
 Project: 624-0908-0210
 Location: CHMGP
 Test Well: UMW-107
 Test Date: 6/24/11

AQUIFER DATA

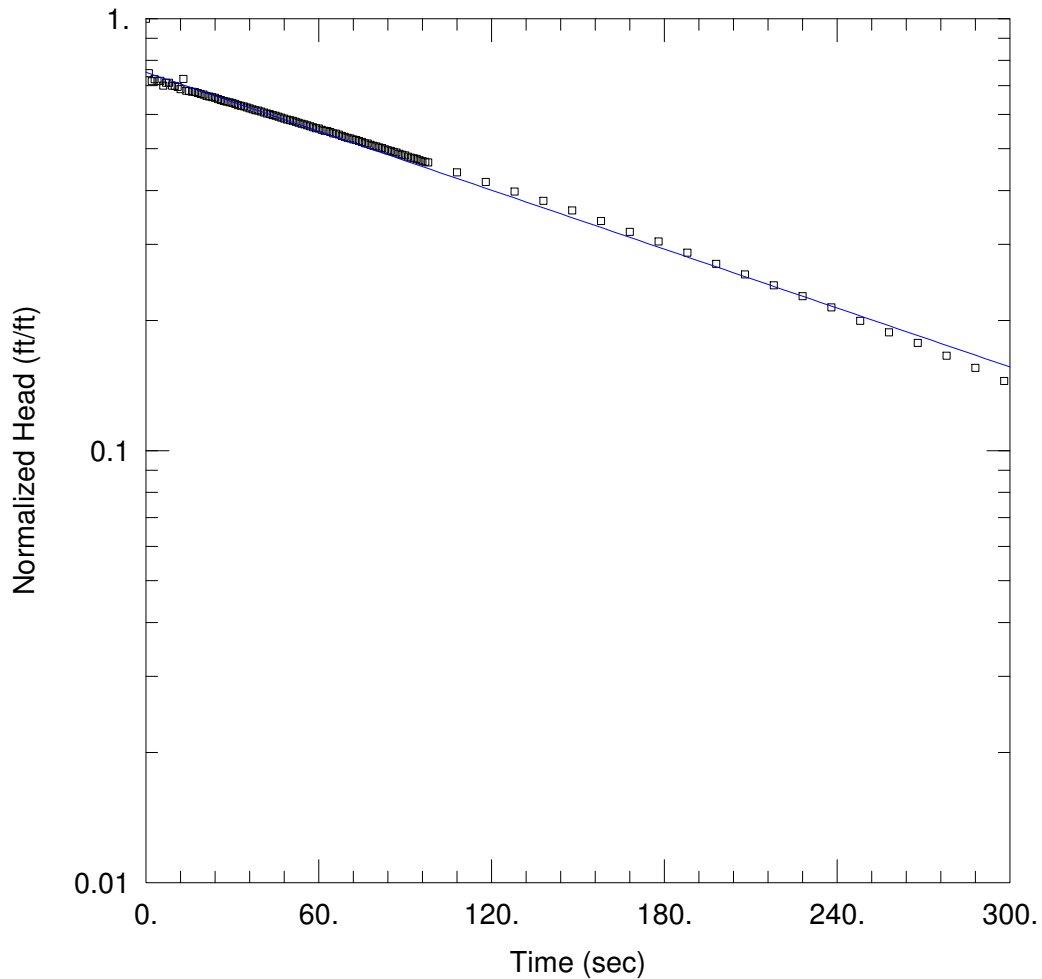
Saturated Thickness: 13.22 ft Anisotropy Ratio (K_z/K_r): 1.

WELL DATA (UMW-107)

Initial Displacement: 0.909 ft Static Water Column Height: 12.52 ft
 Total Well Penetration Depth: 12.12 ft Screen Length: 9.8 ft
 Casing Radius: 0.0833 ft Well Radius: 0.333 ft

SOLUTION

Aquifer Model: Unconfined Solution Method: Bouwer-Rice
 $K = 3.519E-5$ cm/sec $y_0 = 0.4074$ ft



UMW-108: TEST 1

Data Set: C:\Consulting A\MGP_Program\CH MGP\Annual_2011\Slug Tests\Analyses\CHMGP 108in1.aqt
 Date: 07/28/11 Time: 15:59:30

PROJECT INFORMATION

Company: Kelron Environmental
 Client: AmerenIP
 Project: 624-0908-0210
 Location: CHMGP
 Test Well: UMW-108
 Test Date: 6/24/11

AQUIFER DATA

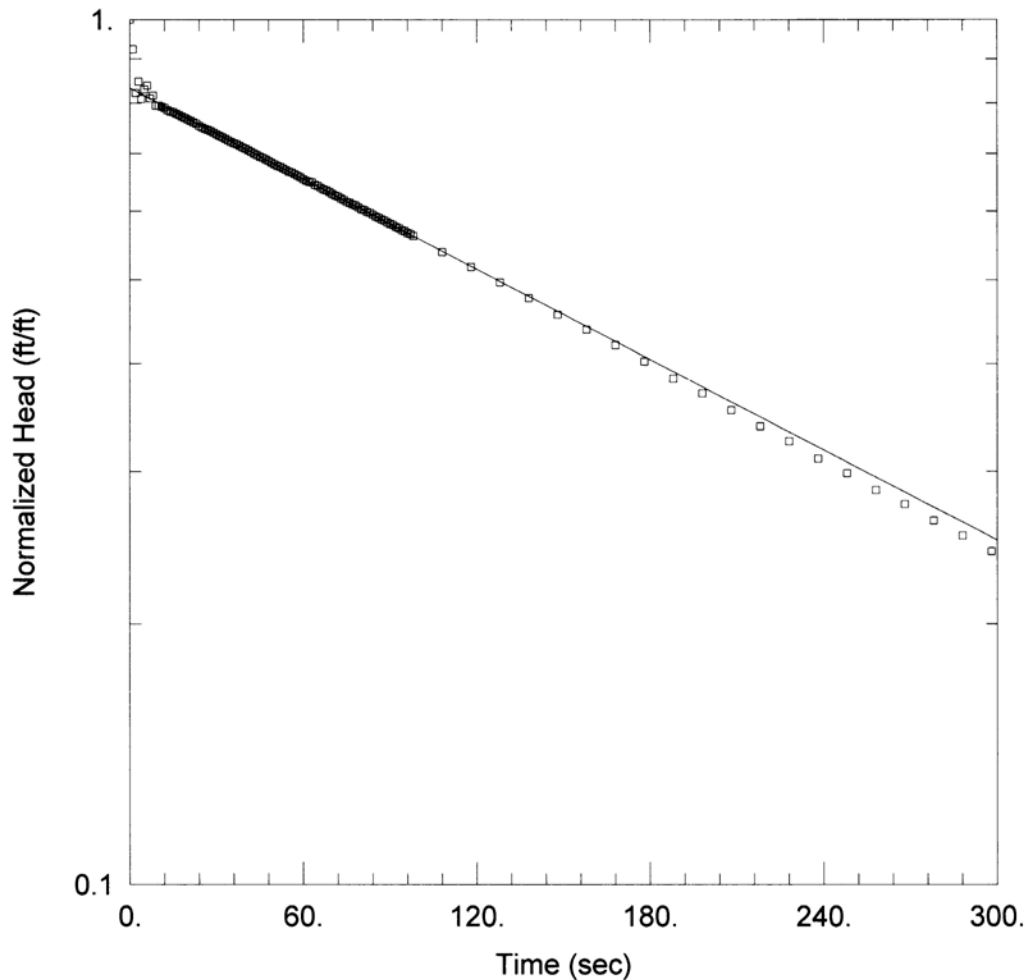
Saturated Thickness: 15.11 ft Anisotropy Ratio (Kz/Kr): 1.

WELL DATA (UMW-108)

Initial Displacement: 0.676 ft Static Water Column Height: 9.91 ft
 Total Well Penetration Depth: 9.8 ft Screen Length: 9.8 ft
 Casing Radius: 0.0833 ft Well Radius: 0.333 ft

SOLUTION

Aquifer Model: Unconfined Solution Method: Bouwer-Rice
 K = 9.518E-5 cm/sec y0 = 0.5076 ft



UMW-108: TEST 2

Data Set: C:\Consulting AMGP_Program\CH MGP\Annual_2011\Slug Tests\Analyses\CHMGP 108in2.aqt
 Date: 06/27/11 Time: 06:05:38

PROJECT INFORMATION

Company: Kelron Environmental
 Client: AmerenIP
 Project: 624-0908-0210
 Location: CHMGP
 Test Well: UMW-108
 Test Date: 6/24/11

AQUIFER DATA

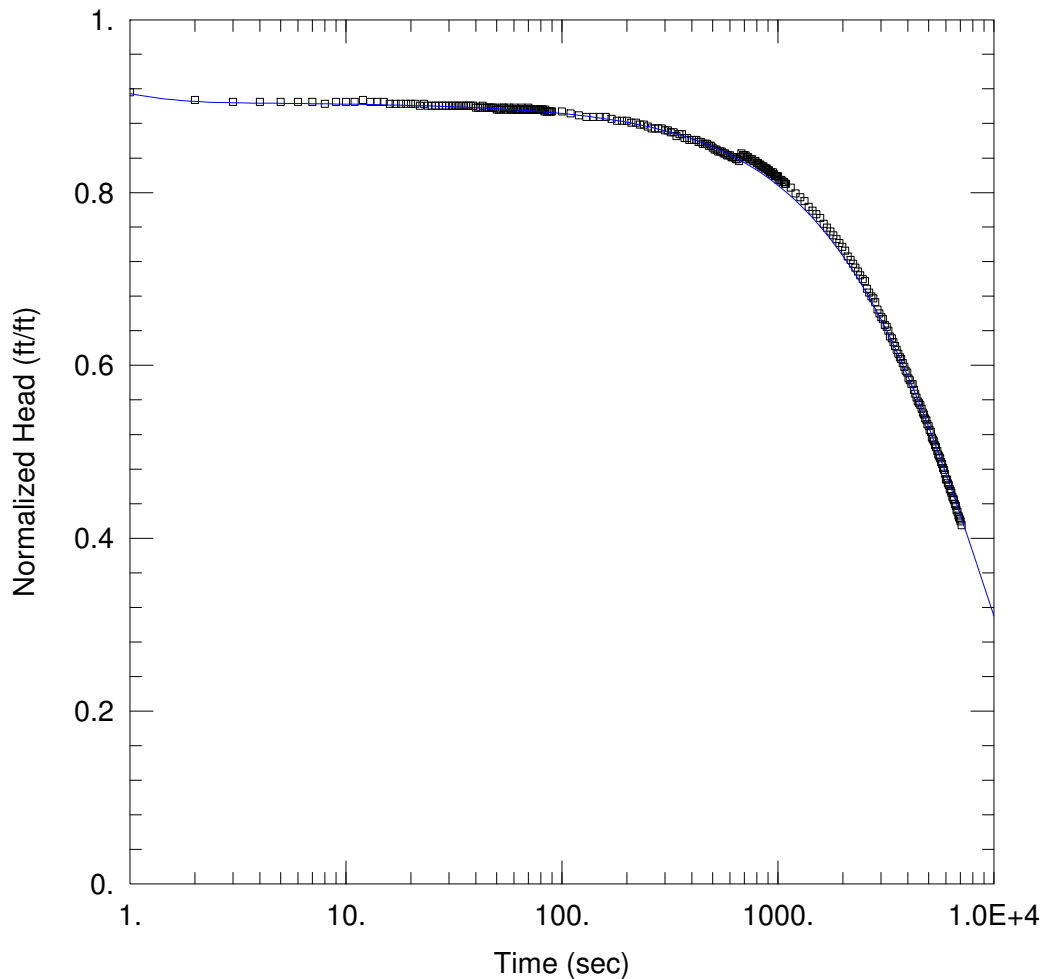
Saturated Thickness: 15.11 ft Anisotropy Ratio (Kz/Kr): 1.

WELL DATA (UMW-108)

Initial Displacement: 0.676 ft Static Water Column Height: 9.91 ft
 Total Well Penetration Depth: 9.8 ft Screen Length: 9.8 ft
 Casing Radius: 0.0833 ft Well Radius: 0.333 ft

SOLUTION

Aquifer Model: Unconfined Solution Method: Bouwer-Rice
 K = 7.301E-5 cm/sec y0 = 0.5635 ft



UMW-109: TEST 1

Data Set: C:\Consulting A\MGP_Program\CH MGP\Annual_2011\Slug Tests\Analyses\CHMGP 109in1.aqt
 Date: 07/28/11 Time: 16:02:40

PROJECT INFORMATION

Company: Kelron Environmental
 Client: AmerenIP
 Project: 624-0908-0210
 Location: CHMGP
 Test Well: UMW-109
 Test Date: 6/24/11

AQUIFER DATA

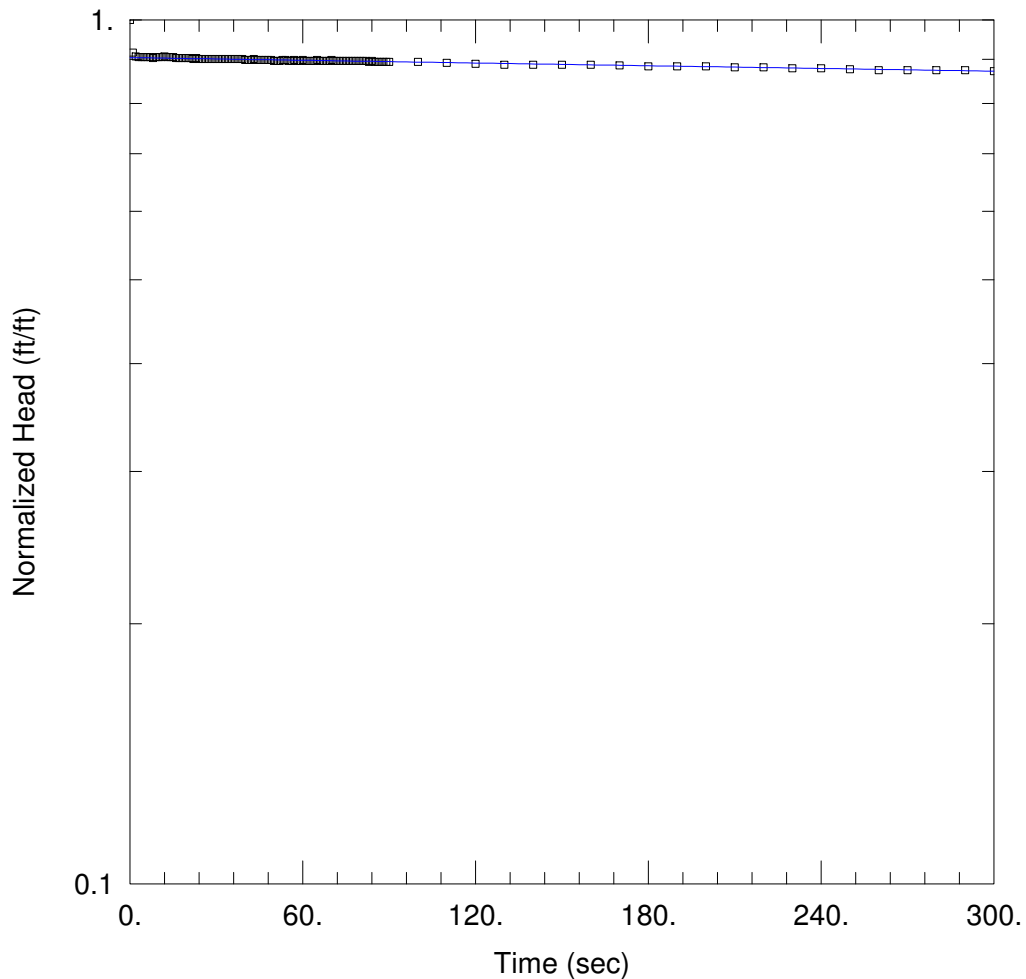
Saturated Thickness: 12.65 ft

WELL DATA (UMW-109)

Initial Displacement: <u>0.453 ft</u>	Static Water Column Height: <u>12.65 ft</u>
Total Well Penetration Depth: <u>12.45 ft</u>	Screen Length: <u>9.8 ft</u>
Casing Radius: <u>0.0833 ft</u>	Well Radius: <u>0.333 ft</u>
Well Skin Radius: <u>0.417 ft</u>	

SOLUTION

Aquifer Model: <u>Unconfined</u>	Solution Method: <u>KGS Model w/skin</u>
Kr = <u>2.58E-6 cm/sec</u>	Ss = <u>7.905E-12 ft⁻¹</u>
Kz/Kr = <u>1.</u>	Kr' = <u>0.0001591 cm/sec</u>
Ss' = <u>0.0008843 ft⁻¹</u>	Kz/Kr' = <u>0.5922</u>



UMW-109: TEST 1

Data Set: C:\Consulting AIMGP_Program\CH MGP\Annual_2011\Slug Tests\Analyses\CHMGP 109in1.aqt
 Date: 07/28/11 Time: 16:04:27

PROJECT INFORMATION

Company: Kelron Environmental
 Client: AmerenIP
 Project: 624-0908-0210
 Location: CHMGP
 Test Well: UMW-109
 Test Date: 6/24/11

AQUIFER DATA

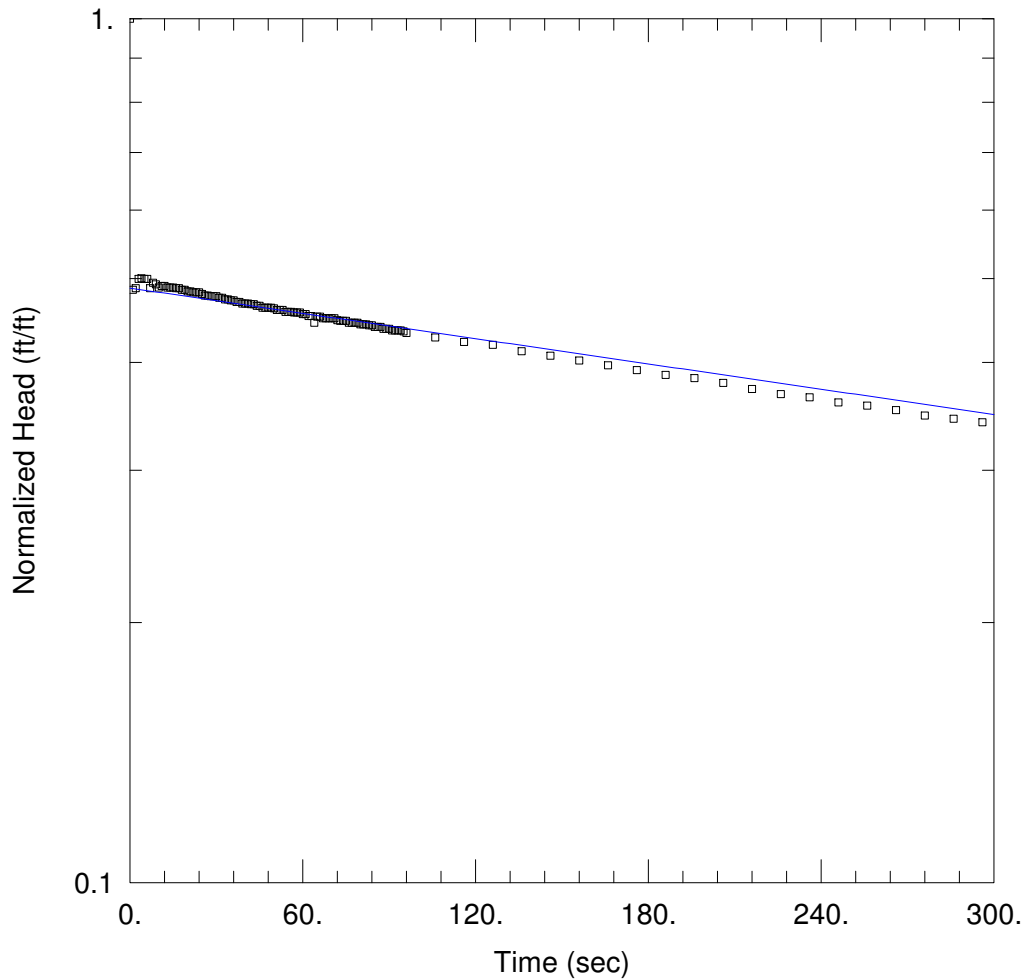
Saturated Thickness: 12.65 ft Anisotropy Ratio (Kz/Kr): 1.

WELL DATA (UMW-109)

Initial Displacement: 0.453 ft Static Water Column Height: 12.65 ft
 Total Well Penetration Depth: 12.45 ft Screen Length: 9.8 ft
 Casing Radius: 0.0833 ft Well Radius: 0.333 ft

SOLUTION

Aquifer Model: Unconfined Solution Method: Bouwer-Rice
 K = 2.58E-6 cm/sec y0 = 0.4096 ft



UMW-116: TEST 1

Data Set: C:\Consulting AIMGP_Program\CH MGP\Annual_2011\Slug Tests\Analyses\CHMGP 116in1.aqt
 Date: 07/28/11 Time: 16:05:25

PROJECT INFORMATION

Company: Kelron Environmental
 Client: AmerenIP
 Project: 624-0908-0210
 Location: CHMGP
 Test Well: UMW-116
 Test Date: 6/24/11

AQUIFER DATA

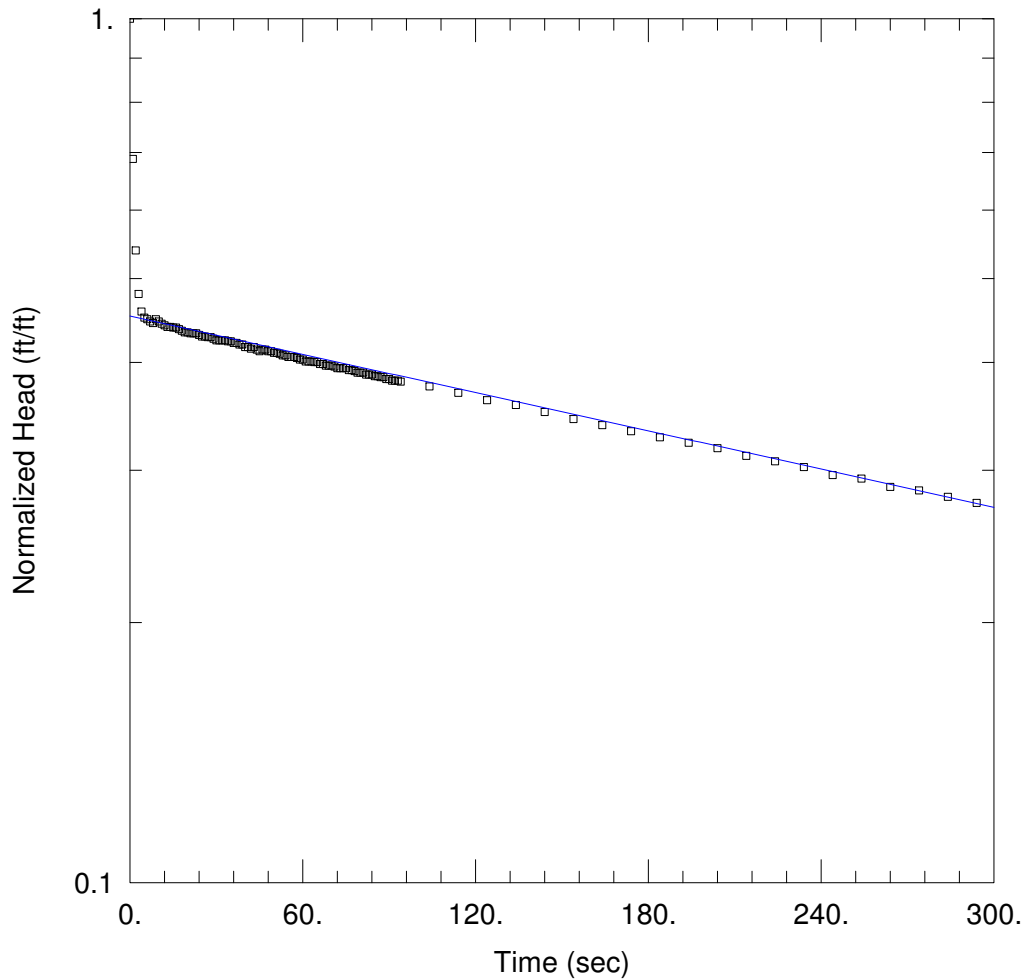
Saturated Thickness: 14.6 ft Anisotropy Ratio (Kz/Kr): 1.

WELL DATA (UMW-116)

Initial Displacement: 0.985 ft Static Water Column Height: 14.6 ft
 Total Well Penetration Depth: 14.9 ft Screen Length: 9.8 ft
 Casing Radius: 0.0833 ft Well Radius: 0.333 ft

SOLUTION

Aquifer Model: Unconfined Solution Method: Bouwer-Rice
 K = 2.553E-5 cm/sec y0 = 0.4803 ft



UMW-116: TEST 2

Data Set: C:\Consulting AIMGP_Program\CH MGP\Annual_2011\Slug Tests\Analyses\CHMGP 116out2.aqt
 Date: 07/28/11 Time: 16:05:58

PROJECT INFORMATION

Company: Kelron Environmental
 Client: AmerenIP
 Project: 624-0908-0210
 Location: CHMGP
 Test Well: UMW-116
 Test Date: 6/24/11

AQUIFER DATA

Saturated Thickness: 14.6 ft Anisotropy Ratio (Kz/Kr): 1.

WELL DATA (UMW-116)

Initial Displacement: 1.087 ft Static Water Column Height: 14.6 ft
 Total Well Penetration Depth: 14.9 ft Screen Length: 9.8 ft
 Casing Radius: 0.0833 ft Well Radius: 0.333 ft

SOLUTION

Aquifer Model: Unconfined Solution Method: Bouwer-Rice
 K = 3.859E-5 cm/sec $y_0 =$ 0.4919 ft