



August 27, 2019

Mr. Todd Hall
Illinois Environmental Protection Agency
Bureau of Land - Remedial Project Management Section
1021 North Grand Avenue East
P.O. Box 19276
Springfield, Illinois 62794-9276

Re: Groundwater Monitoring Update – Quarter 1, 2019 Sampling Event
Champaign Former Manufactured Gas Plant, Champaign, Illinois

Dear Mr. Hall:

Ameren Illinois (Ameren) is providing this Champaign Groundwater Monitoring report for the former manufactured gas plant (MGP) site located at 308 N. 5th Street in Champaign, Illinois to the Illinois Environmental Protection Agency (IEPA). This groundwater monitoring summary report was prepared by Environmental Resources Management (ERM) on behalf of Ameren.

Attachment 1 to this letter is the groundwater monitoring summary report for the first quarter of 2019, which was performed in March 2019. This report discusses the analytical results of the quarterly groundwater monitoring event. Additional groundwater monitoring events are scheduled to be performed each quarter in 2019.

Ameren appreciates your assistance and cooperation as we proceed with this project. If you have any questions regarding the responses provided, or need additional information, please feel free to contact me.

Respectfully,


A handwritten signature in blue ink, appearing to read "Dave Palmer", with a long horizontal flourish extending to the right.

Dave Palmer, PG, PMP, EVMP
Manager, Remediation Projects
Ameren - Environmental Strategy & Analysis
T 314.554.2108
C 314.374.9032
E DPalmer2@ameren.com

Attachment 1

Attachment 1

Groundwater Monitoring Summary – Quarter 1 2019 – Champaign MGP



August 9, 2019



Mr. Todd Hall
Illinois Environmental Protection Agency
Division of Remediation Management
1021 North Grand Ave East
P.O. Box 19276
Springfield, IL 62794-9276

Subject: Groundwater Monitoring Summary
First Quarter 2019 Sampling Event
Champaign Former MGP Site, Champaign, Illinois

Dear Mr. Hall:

On behalf of Ameren Illinois, Environmental Resources Management, Inc. (ERM) has completed the first quarter 2019 groundwater sampling event at the Champaign Former Manufactured Gas Plant (FMGP) Site, located at 308 N. 5th Street in Champaign, Illinois. This report summarizes the field data and analytical results for the quarterly groundwater monitoring event conducted in March 2019.

INTRODUCTION

Groundwater sampling activities for the first quarter 2019 monitoring event were conducted from March 4 through 6. During the sampling event, groundwater samples were collected from 28 monitoring wells, which include seven on-site monitoring wells and 21 off-site monitoring wells.

The depth to groundwater was initially measured at each monitoring well location upon arrival. Groundwater was purged from the monitoring wells using the dedicated bladder pumps until water quality instrumentation indicated that measured parameters had stabilized. Upon stabilization, water samples were collected in containers provided by the laboratory, and placed in ice-filled coolers pending delivery to the analytical laboratory.

Groundwater samples were analyzed for the following MGP-related compounds: the volatile organic compounds benzene, toluene, ethylbenzene, and total xylenes (BTEX); polynuclear aromatic hydrocarbons (PAHs); total cyanide; and total RCRA metals. Laboratory analytical services were provided by Teklab, Inc. (Teklab) of Collinsville, Illinois.

Groundwater level measurement data for the first quarter 2019 sampling event is provided in Table 1. Information on the table includes measurements of depth to water below each well's measuring point (MP), and calculated groundwater elevation. Groundwater elevation contour maps for the shallow monitoring zone (100 series wells) and the intermediate depth unit (300 series wells) are provided on Figures 1 and 2, respectively.

The analytical results for groundwater samples collected during this event are summarized in Table 2. The concentrations detected in samples that exceed an applicable Illinois Environmental Protection Agency (IEPA) groundwater standard are highlighted. The monitoring well locations where sample results exceeded a standard are also shown on Figure 3. The laboratory analytical report prepared by Teklab is provided in Attachment 1.

Quality assurance samples collected during the event included duplicates, matrix spike and matrix spike duplicates, an equipment blank, and a trip blank. Blind duplicates were collected from shallow monitoring well locations UMW-107R and UMW-126, and from intermediate monitoring well UMW-302. The three duplicate samples were identified on the chain of custody and laboratory analytical report as DUP 001 through DUP 003. Duplicate sample results are shown on Table 2 adjacent to the primary samples. A summary of the results of data validation is also included with the analytical report in Attachment 1.

GROUNDWATER MONITORING RESULTS

Groundwater Levels

The measured depth to groundwater and elevations at the Champaign FMGP Site for the March 2019 sampling event are shown on Table 1. The depth to groundwater in the shallow monitoring wells ranged from 2.04 to 8.27 feet below MP. The shallowest occurrence of groundwater occurred at the on-site monitoring well locations, with depths ranging from 2.04 to 4.11 feet below MP.

As shown on Figure 1, the shallow groundwater at the FMGP Site flows in a radial pattern from the Site. This groundwater flow pattern is consistent with historical groundwater level surveys conducted at the Site. The groundwater gradients for the shallow groundwater zone during March 2019 were calculated to be 0.025 (UMW-124 to UMW-105), 0.0091 (UMW-124 to UMW-116), and 0.022 (UMW-125 to UMW-109) foot per foot (ft/ft). This range of values reflects the general gradients towards the south, west, and north from the site.

The depths to groundwater in the nine intermediate monitoring wells, which monitor the intermediate groundwater unit, ranged from 22.44 to 29.50 feet below MP. However, the groundwater elevation measured at UMW-304R is anomalous and suspected to be inaccurate due to it being more than three feet higher in elevation compared to surrounding intermediate wells. The discrepancy is potentially a result of the water in the well not having equilibrated to ambient pressure prior to taking the measurement, or a measurement or entry error. Therefore, the elevation calculated for UMW-304R was omitted from the development of the intermediate groundwater elevation contours figure for the March 2019 sampling event. As shown on Figure 2, the intermediate groundwater flow direction generally slopes towards the north, with a groundwater gradient of approximately 0.0054 ft/ft across the site from UMW-308 to UMW-300.

Analytical Results

Figure 3 summarizes the monitoring well locations where constituents detected in samples collected during the March 2019 sampling event exceeded at least one Class I or Class II groundwater remediation objective (RO) standard. The shallow groundwater unit is classified as Class II groundwater, and the lower intermediate unit is classified as Class I groundwater. Three of the 28 monitoring wells sampled in the first quarter 2019 had at least one MGP-related constituent exceeding a respective Class I or II standard. Benzene

concentrations reported in two onsite shallow wells, UMW-124 and UMW-126, exceeded the Class II groundwater standard. The benzene, ethylbenzene and naphthalene concentrations reported in the sample collected from the offsite intermediate well UMW-302 exceeded the Class I groundwater ingestion RO. These constituent concentrations reported in UMW-302 also exceed the groundwater ROs for indoor inhalation at residential sites. Analytical results for the groundwater samples collected from the other 17 shallow and eight intermediate-depth monitoring wells located within or surrounding the FMGP Site were all below the applicable standards during the March 2019 event.

Total metals and cyanide concentrations detected in groundwater samples did not exceed their respective groundwater standards in any of the onsite or offsite monitoring wells. Cyanide was detected in monitoring well UMW-107R in previous sampling events at concentrations exceeding the Class II groundwater standard of 0.6 mg/L. However, the 0.333 mg/L concentration of cyanide detected in the sample collected during the March 2019 event is below the standard. The concentrations detected in samples submitted for analysis of the eight RCRA metals were all below their respective groundwater standard.

Monitoring well locations where concentrations of organic constituents (BTEX or PAHs) from the March 2019 sampling event exceeded their respective standard included shallow monitoring wells UMW-124 and UMW-126, and intermediate well UMW-302. Benzene concentrations of 0.145 were reported in both shallow onsite monitoring wells UMW-124 and UMW-126, above the Class II groundwater standard of 0.025 mg/L. Concentrations of other organic constituents detected in other shallow monitoring wells located on-site or off-site were below their respective Class II standard.

The only other monitoring well with organic constituents exceeding groundwater standards is intermediate well UMW-302. Benzene, ethylbenzene and naphthalene were detected at concentrations of 0.516, 0.929 and 2.83 mg/L, respectively, exceeding the Class I groundwater ingestion ROs of 0.005, 0.700, and 0.14 mg/L, respectively. These constituent concentrations also exceed the groundwater (vapor) inhalation ROs for indoor air at residential sites. This intermediate well is screened from 35 to 45 feet below land surface, and is separated from the overlying shallow water source in the co-located shallow well UMW-121 by over 20 vertical feet of silty clay. Of the nine intermediate monitoring wells screened in the lower groundwater source, this is the only intermediate well location with a constituent concentration exceeding a Class I groundwater ingestion or inhalation standard.

Management of Purge Water

Purge water that was collected from the monitoring wells during the first quarter 2019 groundwater sampling event was containerized in a 300-gallon plastic tote. The purge water is managed for disposal under the UCSD discharge permit. Approximately 100 gallons of wastewater were generated during the March groundwater sampling event. However, due to sub-freezing temperatures throughout the duration of the March sampling event, none of the purge water was disposed of at the time of the March sampling event.

CONCLUSIONS

Based on the data collected during the March 2019 sampling event, the only shallow monitoring wells where concentrations in samples exceeded the Class II groundwater ingestion standards were on-site monitoring wells UMW-124 and UMW-126. Benzene was


the only constituent detected in these samples that exceeded a groundwater RO standard. No other Class II groundwater standards for organic (BTEX and PAHs) or inorganic (cyanide or metals) constituents were exceeded in samples collected from the other monitoring wells screened in the shallow groundwater unit.

The deeper groundwater unit, as represented by the 300-series wells screened in the intermediate groundwater unit, had no confirmed exceedances of a groundwater standard except at well UMW-302, located south of the Site. Benzene, ethylbenzene, and naphthalene were detected at concentrations exceeding the Class I groundwater ingestion standard, and groundwater inhalation standard for indoor air ROs. As stated previously, the lower groundwater unit is separated from the shallow groundwater unit by the 20-foot thick silty clay unit present at an approximate depth between 20 and 40 feet below land surface. The isolation of the lower groundwater unit from the shallow groundwater unit is evident in the difference in groundwater elevations between the 100 and 300-series monitoring wells (refer to Table 1, and Figures 1 and 2). Furthermore, no detections of constituents or exceedances of similar standards were reported in the co-located shallow monitoring well (UMW-121) that is adjacent to UMW-302.

The analytical results from sampling events completed during the two-year period between March 2017 and March 2019 are shown in Table 3. Graphical representations of benzene and naphthalene concentrations in monitoring wells UMW-107(R), UMW-124, UMW-126 and UMW-302 are shown on Figures 4A through 4D for reference. Table 3 and Figure 4 illustrate that the concentrations detected in samples over time remain generally consistent, displaying moderate variability from one sampling event to the next, possibly induced by seasonal fluctuations of temperature or precipitation at the time of the sampling event. An evaluation of concentrations and variability over time will be discussed in the year-end report for the fourth quarter of 2019.

The next quarterly groundwater sampling event was completed in May 2019. Should you have any questions about the material presented in this summary letter, please contact us at your convenience.

Sincerely



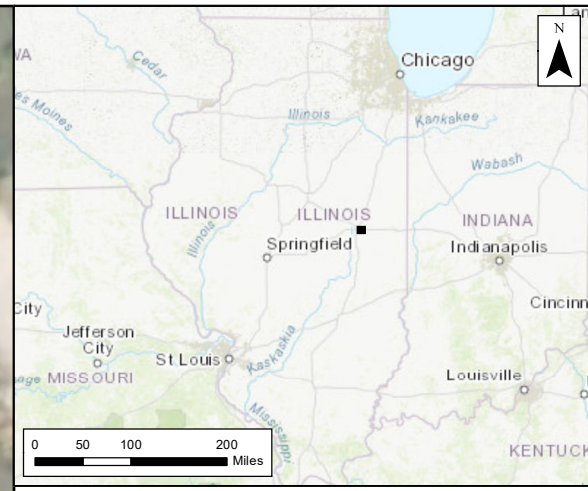
Gregory Moore, PE
Project Engineer



Tom H. Stiegemeier, P.E.
Principal Consultant

Attachments	Figure 1 Shallow Groundwater Elevation Contours
	Figure 2 Intermediate Groundwater Elevation Contours
	Figure 3 Class I and II Groundwater Standard Exceedances
	Figure 4 Graphs of Concentration versus Time for Selected Monitoring Well Locations
	Table 1 Groundwater Elevation Data
	Table 2 Summary of Analytical Results
	Table 3 Analytical Result by Parameter
	Attachment 1 Laboratory Analytical Report and Data Validation Summary

Figures



Legend

- ◆ Shallow Monitoring Well with March 2019 Groundwater Elevation
- March 2019 Potentiometric Surface Contour
- ▭ Site Boundary

Notes:
All water levels in feet above mean sea level.

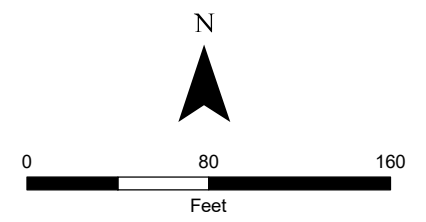
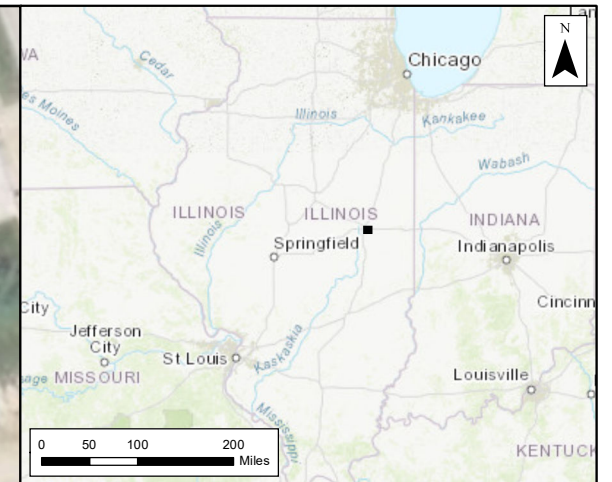


Figure 1
Shallow Groundwater
Elevation Contours
March 2019
Ameren Services
Champaign, Illinois

DRAWN BY: Kara Baldorff

FILE: M:\Projects\0466251_Amren_Champaign\Maps\March 19 Intermediate Water Levels.mxd, REVISED: 08/08/2019, SCALE: 1:1,200 when printed at 11x17



Legend

- Intermediate Monitoring Well with March 2019 Groundwater Elevation
- March 2019 Potentiometric Surface Contour
- Site Boundary

Notes:

All water levels in feet above mean sea level.

There was a discrepancy noted in the water level reading at UMW-304R. This location was omitted from development of the groundwater contours. See report text for additional details.

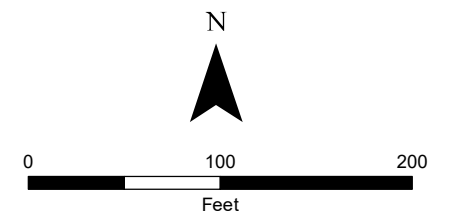
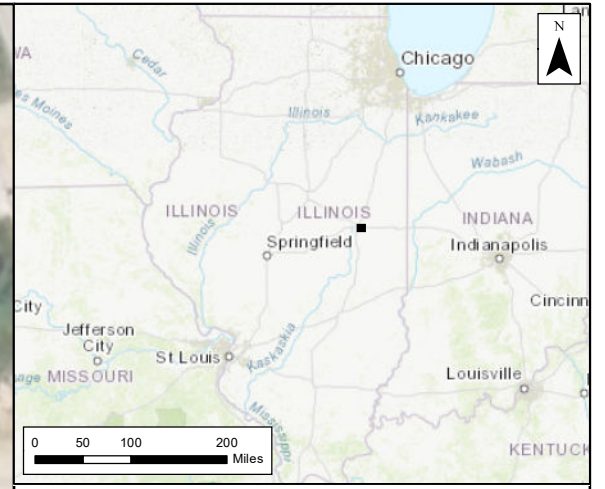


Figure 2
Intermediate Groundwater
Elevation Contours
 March 2019
 Ameren Services
 Champaign, Illinois



Legend

- Shallow Monitoring Well with Exceedance
- Intermediate Monitoring Well with Exceedance
- Shallow Monitoring Well with No Exceedances
- Intermediate Monitoring Well with No Exceedances
- Site Boundary

Notes:
 All results in milligrams per liter (mg/L).
 Only results that exceeded the Class I (Intermediate) or Class II (Shallow or Intermediate) Groundwater standards are listed.

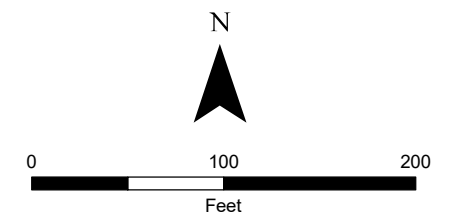


Figure 3
Class I and II Groundwater Standard Exceedances
 March 2019
 Ameren Services
 Champaign, Illinois

FIGURE 4A
Benzene and Naphthalene Concentration Trends in Wells Exceeding Groundwater Standards

UMW-107(R)

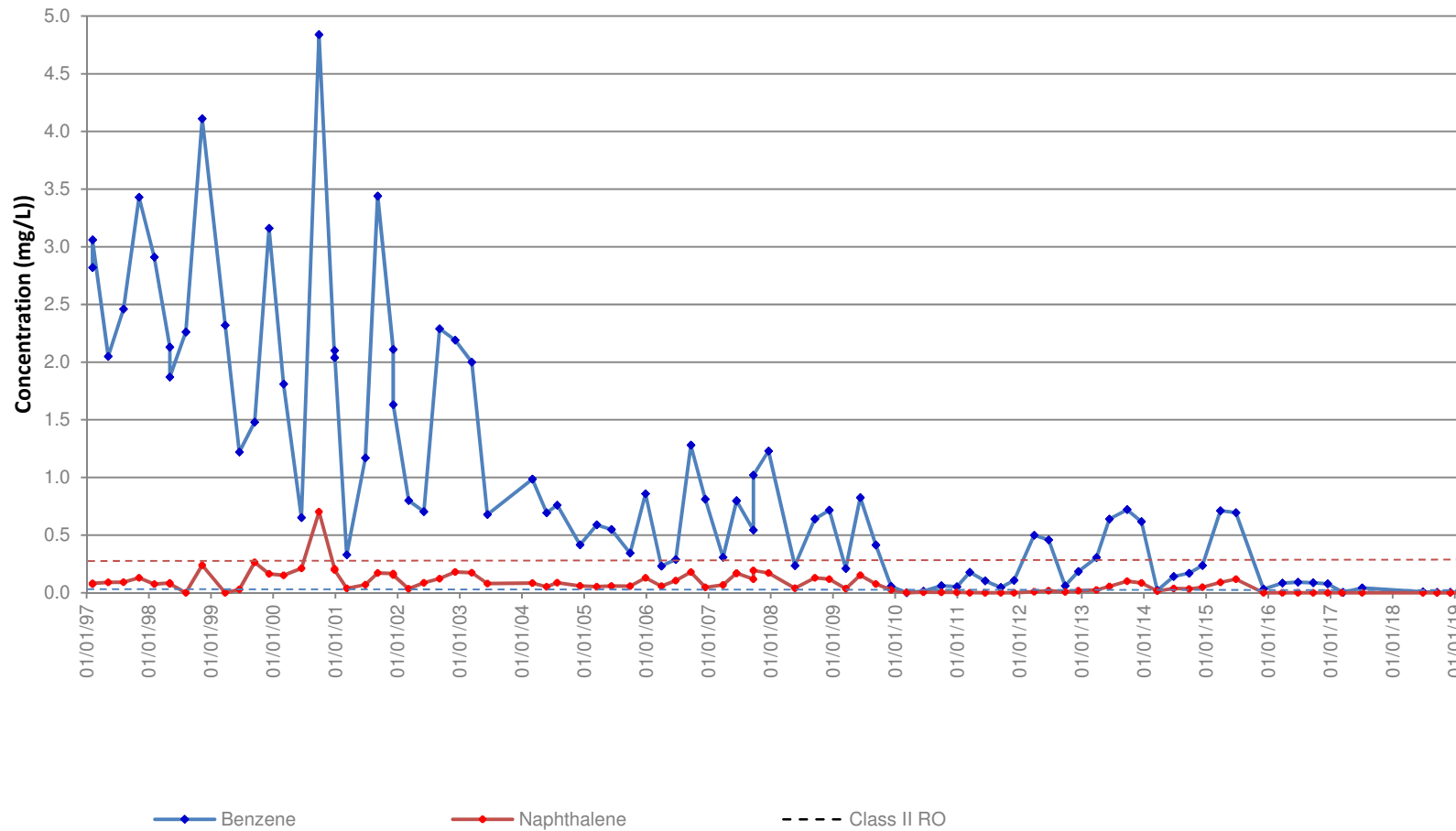


FIGURE 4B
Benzene and Naphthalene Concentration Trends in Wells Exceeding Groundwater Standards

UMW-124

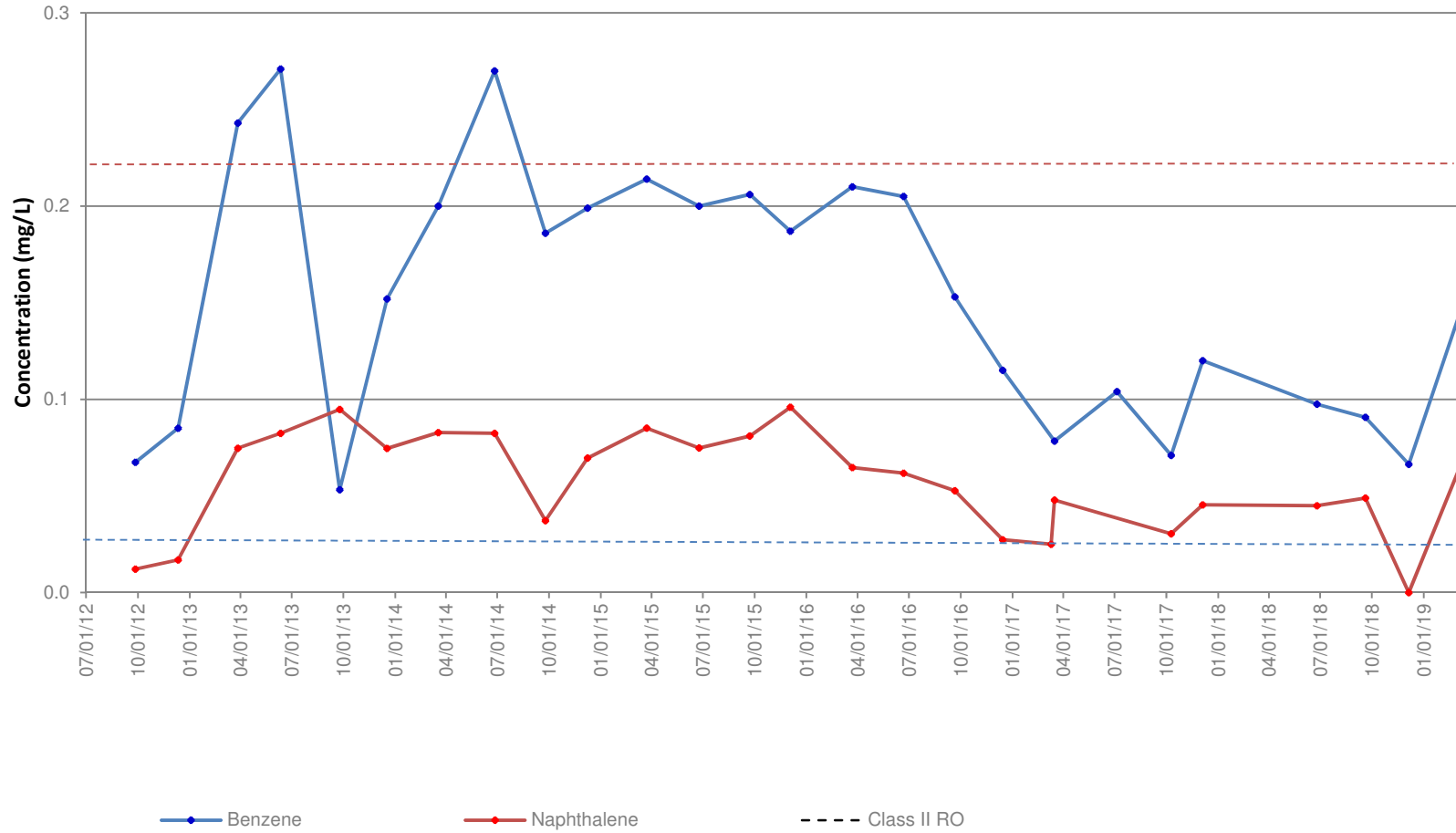


FIGURE 4C
Benzene and Naphthalene Concentration Trends in Wells Exceeding Groundwater Standards

UMW-126

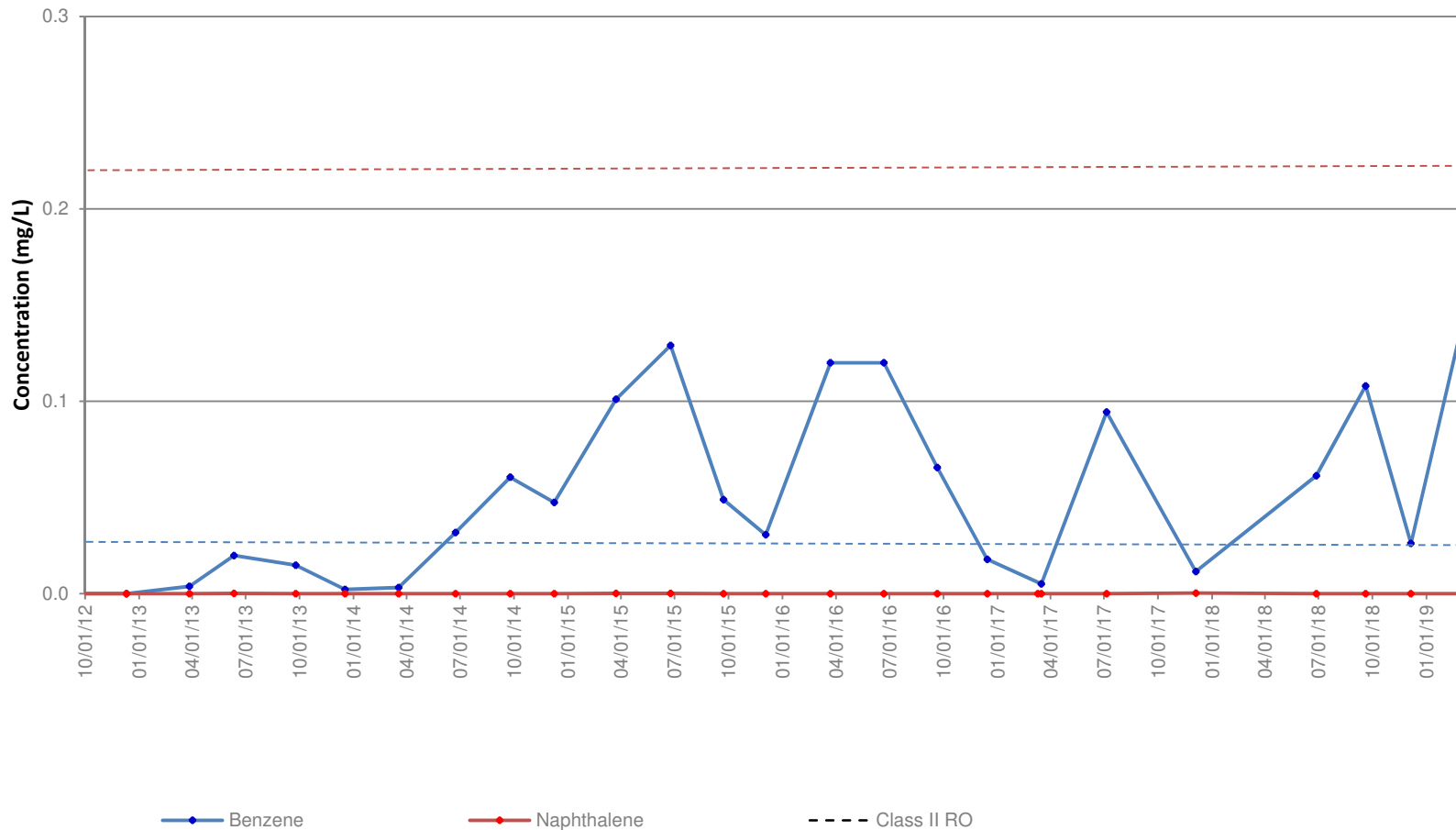
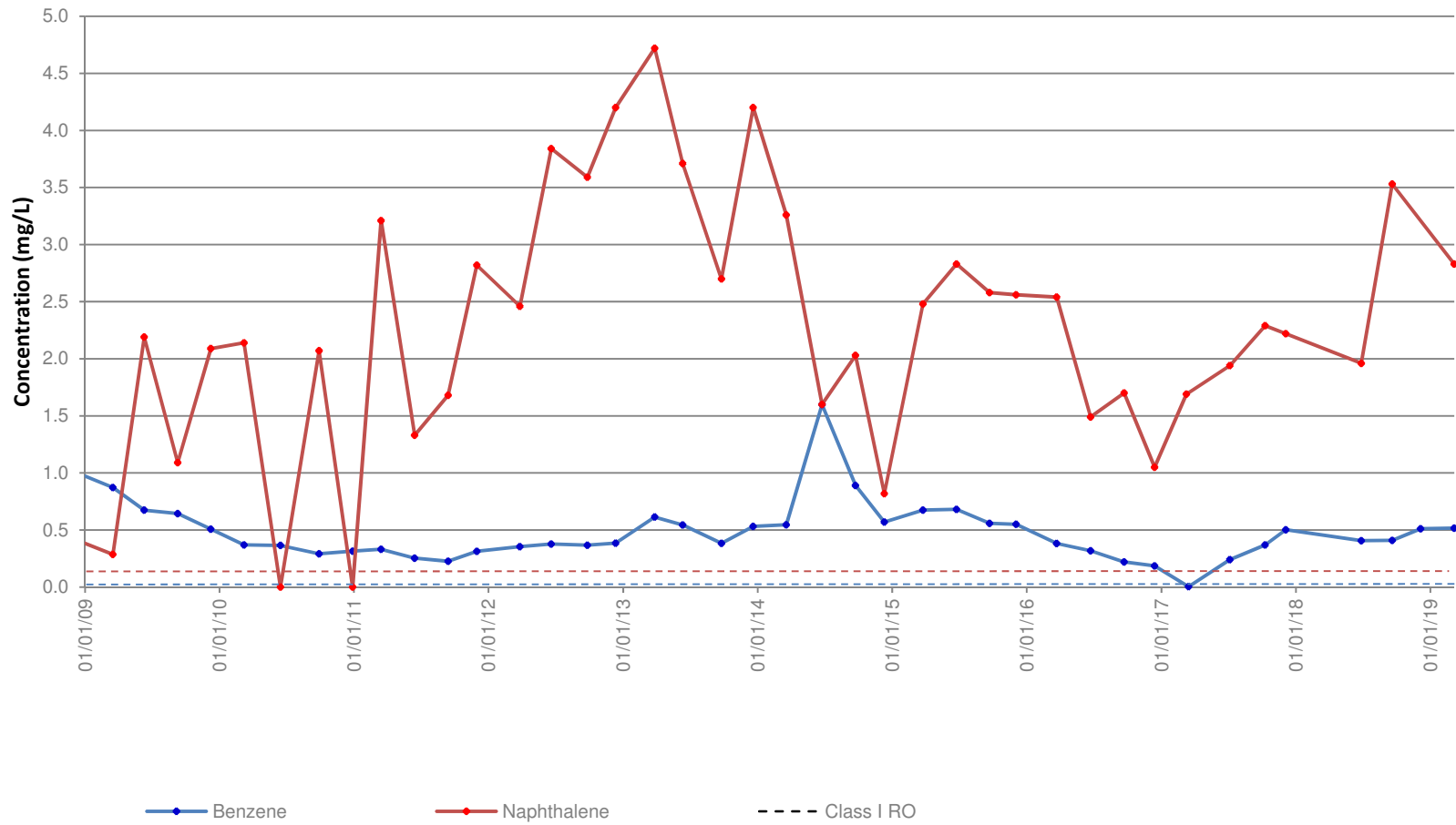


FIGURE 4D
Benzene and Naphthalene Concentration Trends in Wells Exceeding Groundwater Standards

UMW-302



Tables

TABLE 1**Groundwater Elevation Data****March 2019****Ameren - Champaign FMGP Site****Champaign, Illinois**

Monitoring Well Number	Total Depth (feet)	Monitored Interval (feet BLS)	Elevation (feet NGVD)		Mar-19		
			Measuring Point (MP)	Land Surface (LS)	WL Below MP (feet)	Elevation (feet NGVD)	Purge Vol (Gallons)
UMW-102	22.00	6.70 - 22.0	737.32	737.70	5.24	732.08	2.75
UMW-105	19.70	9.50 - 19.70	737.33	737.70	7.39	729.94	2.00
UMW-106R	17.00	7.00 - 17.00	737.18	737.43	6.40	730.78	5.40
UMW-107R	19.70	9.50 - 19.70	736.88	737.30	5.43	731.45	2.75
UMW-108	15.00	4.80 - 15.00	736.86	737.10	4.90	731.96	3.60
UMW-109	20.00	10.00 - 20.00	735.11	735.50	5.92	729.19	6.50
UMW-111A	22.80	9.00 - 22.80	736.71	737.00	7.89	728.82	4.25
UMW-116	20.00	10.00 - 20.00	736.23	736.50	5.20	731.03	3.40
UMW-117	15.00	5.00 - 15.00	737.53	737.81	6.38	731.15	2.75
UMW-118	15.00	5.00 - 15.00	736.20	736.43	6.61	729.59	3.00
UMW-119	15.00	5.00 - 15.00	736.80	737.09	4.19	732.61	2.75
UMW-120	15.00	5.00 - 15.00	737.02	737.53	5.18	731.84	2.00
UMW-121	15.00	5.00 - 15.00	738.46	738.80	7.01	731.45	1.75
UMW-122	19.75	5.00 - 15.00	739.15	739.44	8.27	730.88	2.50
UMW-123	15.89	5.89 - 15.89	737.24	737.53	7.01	730.23	2.60
UMW-124 *	15.27	4.97 - 15.02	737.10	737.28	3.31	733.79	3.60
UMW-125 *	15.33	5.06 - 15.11	737.92	738.05	4.11	733.81	2.30
UMW-126 *	15.40	5.13 - 15.18	736.38	736.55	2.59	733.79	2.75
UMW-127 *	15.38	5.11 - 15.16	735.93	736.14	2.04	733.89	2.70
UMW-300	45.00	35.00 - 45.00	736.57	736.79	29.50	707.07	5.25
UMW-301R *	46.65	36.50 - 46.05	736.11	736.20	26.10	710.01	3.50
UMW-302	45.00	35.00 - 45.00	738.58	738.88	28.72	709.86	2.75
UMW-303	45.00	35.00 - 45.00	737.05	737.38	26.10	710.95	4.50
UMW-304R *	46.16	36.01 - 45.56	736.48	736.72	22.44	714.04	4.00
UMW-305	45.00	35.00 - 45.00	737.51	737.74	27.80	709.71	4.00
UMW-306	47.00	37.00 - 47.00	736.90	737.18	27.30	709.60	3.75
UMW-307	47.00	37.00 - 47.00	736.92	737.19	27.35	709.57	3.75
UMW-308 *	45.29	35.14 - 44.69	737.21	737.39	27.40	709.81	4.00

Notes:

* Onsite monitoring well location
R Replacement monitoring well.
BLS Below land surface.
NGVD National Geodetic Vertical Datum

TABLE 2
Summary of Analytical Results
March 2019
Ameren - Champaign FMGP Site
Champaign, Illinois

Location Group				Shallow Wells (Class 2 Groundwater Ingestion)										
Location ID				UMW-102	UMW-105	UMW-106R	UMW-107R	DUP 001	UMW-108	UMW-109	UMW-111A	UMW-116	UMW-117	UMW-118
Sample Date				3/4/2019	3/6/2019	3/5/2019	3/5/2019	3/5/2019	3/5/2019	3/5/2019	3/5/2019	3/5/2019	3/5/2019	3/5/2019
Sample Type				N	N	N	N	FD	N	N	N	N	N	N
Analyte	CLASS I GROUNDWATER INGESTION	CLASS II GROUNDWATER INGESTION	GW INHALATION DIFFUSION & ADVECTION RES											
01 - BTEX, mg/L														
Benzene	0.005	0.025	0.11	< 0.0005	< 0.0005	< 0.0005	0.0021	0.0020	< 0.0005	< 0.0005	< 0.0005	< 0.0005	< 0.0005	< 0.0005
Ethylbenzene	0.7	1	0.37	< 0.0020	< 0.0020	< 0.0020	< 0.0020	< 0.0020	< 0.0020	< 0.0020	< 0.0020	< 0.0020	< 0.0020	< 0.0020
Toluene	1	2.5	530	< 0.0020	< 0.0020	< 0.0020	< 0.0020	< 0.0020	< 0.0020	< 0.0020	< 0.0020	< 0.0020	< 0.0020	< 0.0020
Xylene, Total	10	10	30	< 0.0020	< 0.0020	< 0.0020	< 0.0020	< 0.0020	< 0.0020	< 0.0020	< 0.0020	< 0.0020	< 0.0020	< 0.0020
02 - PAH, mg/L														
Acenaphthene	0.42	2.1	NS	< 0.000100	< 0.000100	< 0.000100	< 0.000100	< 0.000100	< 0.000100	< 0.000100	< 0.000100	< 0.000100	< 0.000100	< 0.000100
Acenaphthylene	0.21	1.05	NS	0.000110	< 0.000100	< 0.000100	< 0.000100	< 0.000100	< 0.000100	< 0.000100	< 0.000100	< 0.000100	< 0.000100	< 0.000100
Anthracene	2.1	10.5	NS	< 0.000100	0.000135	< 0.000100	< 0.000100	0.000107	< 0.000100	< 0.000100	< 0.000100	< 0.000100	< 0.000100	< 0.000100
Benzo(a)anthracene	0.00013	0.00065	NS	< 0.000100	< 0.000100	< 0.000100	< 0.000100	< 0.000100	< 0.000100	< 0.000100	< 0.000100	< 0.000100	< 0.000100	< 0.000100
Benzo(a)pyrene	0.0002	0.002	NS	< 0.000100	< 0.000100	< 0.000100	< 0.000100	< 0.000100	< 0.000100	< 0.000100	< 0.000100	< 0.000100	< 0.000100	< 0.000100
Benzo(b)fluoranthene	0.00018	0.0009	NS	< 0.000100	< 0.000100	< 0.000100	< 0.000100	< 0.000100	< 0.000100	< 0.000100	< 0.000100	< 0.000100	< 0.000100	< 0.000100
Benzo(g,h,i)perylene	0.21	1.05	NS	< 0.000200	< 0.000200	< 0.000200	< 0.000200	< 0.000200	< 0.000200	< 0.000200	< 0.000200	< 0.000200	< 0.000200	< 0.000200
Benzo(k)fluoranthene	0.00017	0.00085	NS	< 0.000100	< 0.000100	< 0.000100	< 0.000100	< 0.000100	< 0.000100	< 0.000100	< 0.000100	< 0.000100	< 0.000100	< 0.000100
Chrysene	0.0015	0.0075	NS	< 0.000100	< 0.000100	< 0.000100	< 0.000100	< 0.000100	< 0.000100	< 0.000100	< 0.000100	< 0.000100	< 0.000100	< 0.000100
Dibenz(a,h)anthracene	0.0003	0.0015	NS	< 0.000100	< 0.000100	< 0.000100	< 0.000100	< 0.000100	< 0.000100	< 0.000100	< 0.000100	0.000102	< 0.000100	< 0.000100
Fluoranthene	0.28	1.4	NS	< 0.000200	< 0.000200	< 0.000200	< 0.000200	< 0.000200	< 0.000200	< 0.000200	< 0.000200	< 0.000200	< 0.000200	< 0.000200
Fluorene	0.28	1.4	NS	< 0.000100	< 0.000100	< 0.000100	< 0.000100	< 0.000100	< 0.000100	< 0.000100	< 0.000100	< 0.000100	< 0.000100	< 0.000100
Indeno(1,2,3-cd)pyrene	0.00043	0.00215	NS	0.000116	< 0.000100	< 0.000100	< 0.000100	< 0.000100	< 0.000100	< 0.000100	< 0.000100	< 0.000100	< 0.000100	< 0.000100
Naphthalene	0.14	0.22	0.075	< 0.000200	< 0.000200	< 0.000200	< 0.000200	< 0.000200	< 0.000200	< 0.000200	< 0.000200	< 0.000200	< 0.000200	< 0.000200
Phenanthrene	0.21	1.05	NS	< 0.000400	< 0.000400	< 0.000400	< 0.000400	< 0.000400	< 0.000400	< 0.000400	< 0.000400	< 0.000400	< 0.000400	< 0.000400
Pyrene	0.21	1.05	NS	< 0.000200	< 0.000200	< 0.000200	< 0.000200	< 0.000200	< 0.000200	< 0.000200	< 0.000200	< 0.000200	< 0.000200	< 0.000200
03 - General Chemistry, mg/L														
Cyanide CN-	0.2	0.6	NS	< 0.005	0.045	0.014	0.333	0.340	0.027	0.010	< 0.005	< 0.005	< 0.005	0.028
04 - Metals, mg/L														
Arsenic	0.05	0.2	NS	< 0.0250	< 0.0250	< 0.0250	< 0.0250	< 0.0250	< 0.0250	< 0.0250	< 0.0250	< 0.0250	< 0.0250	< 0.0250
Barium	2	2	NS	0.0663	0.0571	0.0813	0.155	0.197	0.140	0.107	0.0519	0.0821	0.137	0.116
Cadmium	0.005	0.05	NS	< 0.0020	< 0.0020	< 0.0020	< 0.0020	< 0.0020	< 0.0020	< 0.0020	< 0.0020	< 0.0020	< 0.0020	< 0.0020
Chromium	0.1	1	NS	< 0.0050	< 0.0050	< 0.0050	< 0.0050	0.0269	< 0.0050	0.252	< 0.0050	0.0633	< 0.0050	< 0.0050
Lead	0.0075	0.1	NS	< 0.0075	< 0.0075	< 0.0075	< 0.0075	0.0135	< 0.0075	< 0.0075	< 0.0075	< 0.0075	< 0.0075	< 0.0075
Mercury	0.002	0.01	0.053	< 0.00020	< 0.00020	< 0.00020	< 0.00020	< 0.00020	< 0.00020	< 0.00020	< 0.00020	< 0.00020	< 0.00020	< 0.00020
Selenium	0.05	0.05	NS	< 0.0400	< 0.0400	< 0.0400	< 0.0400	< 0.0400	< 0.0400	< 0.0400	< 0.0400	< 0.0400	< 0.0400	< 0.0400
Silver	0.05	NS	NS	< 0.0070	< 0.0070	< 0.0070	< 0.0070	< 0.0070	< 0.0070	< 0.0070	< 0.0070	< 0.0070	< 0.0070	< 0.0070

Notes:
 < = Compound not detected at concentrations above the laboratory reporting detection limit.
 The laboratory reporting detection limit is shown.
 Empty cells = not analyzed
 N = Normal Environmental Sample
 FD = Field Duplicate Sample
 EB = Equipment Blank Sample
 TB = Trip Blank Sample
 NS = No Standard
 mg/L = milligrams per liter
 Qualifiers - Inorganic:
 B = Reported value is < CRDL, but >= IDL.
 BU = Compound was found in the blank and sample; analyte was analyzed but not detected.
 Interpreted Qualifiers:
 U = Nondetected
 UJ = Nondetected, estimated report limit
 J = Detected Results are estimated with a low bias
 All analyses performed by TekLab.
 CLASS I GROUNDWATER INGESTION = IEPA TACO Tier 1 CLASS I GROUNDWATER INGESTION.
 CLASS II GROUNDWATER INGESTION = IEPA TACO Tier 1 CLASS II GROUNDWATER INGESTION.
 GW INHALATION DIFFUSION & ADVECTION RESIDENTIAL = IEPA TACO Tier 1 GW INHALATION DIFFUSION & ADVECTION RESIDENTIAL.
 Non-TACO Class I and Class II Groundwater Objectives applied for Acenaphthylene, Benzo(g,h,i)perylene, and Phenanthrene. (Revision Date 3/31/2016)

TABLE 2
Summary of Analytical Results
March 2019
Ameren - Champaign FMGP Site
Champaign, Illinois

Location Group				Shallow Wells (Class 2 Groundwater Ingestion)									
Location ID				UMW-119	UMW-120	UMW-121	UMW-122	UMW-123	UMW-124	UMW-125	UMW-126	DUP 002	UMW-127
Sample Date				3/5/2019	3/6/2019	3/6/2019	3/5/2019	3/6/2019	3/6/2019	3/6/2019	3/6/2019	3/6/2019	3/6/2019
Sample Type				N	N	N	N	N	N	N	N	N	N
Analyte	CLASS I GROUNDWATER INGESTION	CLASS II GROUNDWATER INGESTION	GW INHALATION DIFFUSION & ADVECTION RES										
01 - BTEX, mg/L													
Benzene	0.005	0.025	0.11	< 0.0005	< 0.0005	< 0.0005	< 0.0005	< 0.0005	0.145	0.0037	0.145	0.142	0.0012
Ethylbenzene	0.7	1	0.37	< 0.0020	< 0.0020	< 0.0020	< 0.0020	< 0.0020	0.0128	< 0.0020	< 0.0020	< 0.0020	< 0.0020
Toluene	1	2.5	530	< 0.0020	< 0.0020	< 0.0020	< 0.0020	< 0.0020	0.0743	< 0.0020	0.0046	0.0042	< 0.0020
Xylene, Total	10	10	30	< 0.0020	< 0.0020	< 0.0020	< 0.0020	< 0.0020	0.0364	< 0.0020	0.0022	0.0021	< 0.0020
02 - PAH, mg/L													
Acenaphthene	0.42	2.1	NS	< 0.000100	< 0.000100	< 0.000100	< 0.000100	< 0.000100	0.000586	< 0.000100	< 0.000100	< 0.000100	0.000149
Acenaphthylene	0.21	1.05	NS	< 0.000100	< 0.000100	< 0.000100	< 0.000100	< 0.000100	0.000330	< 0.000100	< 0.000100	< 0.000100	< 0.000100
Anthracene	2.1	10.5	NS	0.000144	< 0.000100	< 0.000100	< 0.000100	< 0.000100	< 0.000100	< 0.000100	< 0.000100	< 0.000100	< 0.000100
Benzo(a)anthracene	0.00013	0.00065	NS	< 0.000100	< 0.000100	< 0.000100	< 0.000100	< 0.000100	< 0.000100	< 0.000100	< 0.000100	< 0.000100	< 0.000100
Benzo(a)pyrene	0.0002	0.002	NS	< 0.000100	< 0.000100	< 0.000100	< 0.000100	< 0.000100	< 0.000100	< 0.000100	< 0.000100	< 0.000100	< 0.000100
Benzo(b)fluoranthene	0.00018	0.0009	NS	< 0.000100	< 0.000100	< 0.000100	< 0.000100	< 0.000100	< 0.000100	< 0.000100	< 0.000100	< 0.000100	< 0.000100
Benzo(g,h,i)perylene	0.21	1.05	NS	< 0.000200	< 0.000200	< 0.000200	< 0.000200	< 0.000200	< 0.000200	< 0.000200	< 0.000200	< 0.000200	< 0.000200
Benzo(k)fluoranthene	0.00017	0.00085	NS	< 0.000100	< 0.000100	< 0.000100	< 0.000100	< 0.000100	< 0.000100	< 0.000100	< 0.000100	< 0.000100	< 0.000100
Chrysene	0.0015	0.0075	NS	< 0.000100	< 0.000100	< 0.000100	< 0.000100	< 0.000100	< 0.000100	< 0.000100	< 0.000100	< 0.000100	< 0.000100
Dibenz(a,h)anthracene	0.0003	0.0015	NS	< 0.000100	< 0.000100	< 0.000100	< 0.000100	< 0.000100	< 0.000100	< 0.000100	< 0.000100	< 0.000100	< 0.000100
Fluoranthene	0.28	1.4	NS	< 0.000200	< 0.000200	< 0.000200	< 0.000200	< 0.000200	< 0.000200	< 0.000200	< 0.000200	< 0.000200	< 0.000200
Fluorene	0.28	1.4	NS	< 0.000100	< 0.000100	< 0.000100	< 0.000100	< 0.000100	0.000204	< 0.000100	< 0.000100	< 0.000100	0.000110
Indeno(1,2,3-cd)pyrene	0.00043	0.00215	NS	< 0.000100	< 0.000100	< 0.000100	< 0.000100	< 0.000100	< 0.000100	< 0.000100	< 0.000100	< 0.000100	< 0.000100
Naphthalene	0.14	0.22	0.075	< 0.000200	< 0.000200	< 0.000200	< 0.000200	< 0.000200	0.0652	< 0.000200	< 0.000505 U	< 0.000517 U	< 0.000631 U
Phenanthrene	0.21	1.05	NS	< 0.000400	< 0.000400	< 0.000400	< 0.000400	< 0.000400	< 0.000400	< 0.000400	< 0.000400	< 0.000400	< 0.000400
Pyrene	0.21	1.05	NS	< 0.000200	< 0.000200	< 0.000200	< 0.000200	< 0.000200	< 0.000200	< 0.000200	< 0.000200	< 0.000200	< 0.000200
03 - General Chemistry, mg/L													
Cyanide CN-	0.2	0.6	NS	0.031	< 0.005	0.122	0.017	< 0.005	0.011	0.041	< 0.005	< 0.005	< 0.005
04 - Metals, mg/L													
Arsenic	0.05	0.2	NS	< 0.0250	< 0.0250	< 0.0250	< 0.0250	< 0.0250	< 0.0250	< 0.0250	< 0.0250	< 0.0250	< 0.0250
Barium	2	2	NS	0.0950	0.0611	0.139	0.0420	0.0164	0.0309	0.0114	0.0344	0.0355	0.477
Cadmium	0.005	0.05	NS	< 0.0020	< 0.0020	< 0.0020	< 0.0020	< 0.0020	< 0.0020	0.0023	< 0.0020	< 0.0020	< 0.0020
Chromium	0.1	1	NS	< 0.0050	< 0.0050	< 0.0050	< 0.0050	< 0.0050	< 0.0050	< 0.0050	< 0.0050	< 0.0050	0.0100
Lead	0.0075	0.1	NS	< 0.0075	< 0.0075	< 0.0075	< 0.0075	< 0.0075	< 0.0075	< 0.0075	< 0.0075	< 0.0075	0.0565
Mercury	0.002	0.01	0.053	< 0.00020	< 0.00020	< 0.00020	< 0.00020	< 0.00020	< 0.00020	< 0.00020	< 0.00020	< 0.00020	< 0.00020
Selenium	0.05	0.05	NS	< 0.0400	< 0.0400	< 0.0400	< 0.0400	< 0.0400	< 0.0400	< 0.0400	< 0.0400	< 0.0400	< 0.0400
Silver	0.05	NS	NS	< 0.0070	< 0.0070	< 0.0070	< 0.0070	< 0.0070	< 0.0070	< 0.0070	< 0.0070	< 0.0070	< 0.0070

Notes:
 < = Compound not detected at concentrations above the laboratory reporting detection limit.
 The laboratory reporting detection limit is shown.
 Empty cells = not analyzed
 N = Normal Environmental Sample
 FD = Field Duplicate Sample
 EB = Equipment Blank Sample
 TB = Trip Blank Sample
 NS = No Standard
 mg/L = milligrams per liter
 Qualifiers - Inorganic:
 B = Reported value is < CRDL, but >= IDL.
 BU = Compound was found in the blank and sample; analyte was analyzed but not detected.
 Interpreted Qualifiers:
 U = Nondetected
 UJ = Nondetected, estimated report limit
 J = Detected Results are estimated with a low bias
 All analyses performed by TekLab.
 CLASS I GROUNDWATER INGESTION = IEPA TACO Tier 1 CLASS I GROUNDWATER INGESTION.
 CLASS II GROUNDWATER INGESTION = IEPA TACO Tier 1 CLASS II GROUNDWATER INGESTION.
 GW INHALATION DIFFUSION & ADVECTION RESIDENTIAL = IEPA TACO Tier 1 GW INHALATION DIFFUSION & ADVECTION RESIDENTIAL.
 Non-TACO Class I and Class II Groundwater Objectives applied for Acenaphthylene, Benzo(g,h,i)perylene, and Phenanthrene. (Revision Date 3/31/2016)

TABLE 2
Summary of Analytical Results
March 2019
Ameren - Champaign FMGP Site
Champaign, Illinois

Location Group				Intermediate Wells (Class 1 Groundwater Ingestion)									
Location ID				UMW-300	UMW-301R	UMW-302	DUP 003	UMW-303	UMW-304R	UMW-305	UMW-306	UMW-307	UMW-308
Sample Date				3/5/2019	3/6/2019	3/6/2019	3/6/2019	3/5/2019	3/6/2019	3/6/2019	3/6/2019	3/6/2019	
Sample Type				N	N	N	FD	N	N	N	N	N	
Analyte	CLASS I GROUNDWATER INGESTION	CLASS II GROUNDWATER INGESTION	GW INHALATION DIFFUSION & ADVECTION RES										
01 - BTEX, mg/L													
Benzene	0.005	0.025	0.11	< 0.0005	< 0.0005	0.516	0.532	< 0.0005	< 0.0005	< 0.0005	< 0.0005	< 0.0005	
Ethylbenzene	0.7	1	0.37	< 0.0020	< 0.0020	0.929	0.925	< 0.0020	< 0.0020	< 0.0020	< 0.0020	< 0.0020	
Toluene	1	2.5	530	< 0.0020	< 0.0020	< 0.0200	< 0.0200	< 0.0020	< 0.0020	< 0.0020	< 0.0020	< 0.0020	
Xylene, Total	10	10	30	< 0.0020	< 0.0020	0.247	0.251	< 0.0020	< 0.0020	< 0.0020	< 0.0020	< 0.0020	
02 - PAH, mg/L													
Acenaphthene	0.42	2.1	NS	< 0.000100	0.00407	0.000469	0.000454	< 0.000100	0.000608	< 0.000100	< 0.000100	< 0.000100	
Acenaphthylene	0.21	1.05	NS	< 0.000100	0.00423	0.000593	0.000564	< 0.000100	0.00131	< 0.000100	< 0.000100	< 0.000100	
Anthracene	2.1	10.5	NS	< 0.000100	< 0.000100	< 0.000100	< 0.000100	< 0.000100	< 0.000100	< 0.000100	< 0.000100	< 0.000100	
Benzo(a)anthracene	0.00013	0.00065	NS	< 0.000100	< 0.000100	< 0.000100	< 0.000100	< 0.000100 UJ	< 0.000100	< 0.000100	< 0.000100	< 0.000100	
Benzo(a)pyrene	0.0002	0.002	NS	< 0.000100	< 0.000100	< 0.000100	< 0.000100	< 0.000100 UJ	< 0.000100	< 0.000100	< 0.000100	< 0.000100	
Benzo(b)fluoranthene	0.00018	0.0009	NS	< 0.000100	< 0.000100	< 0.000100	< 0.000100	< 0.000100 UJ	< 0.000100	< 0.000100	< 0.000100	< 0.000100	
Benzo(g,h,i)perylene	0.21	1.05	NS	< 0.000200	< 0.000200	< 0.000200	< 0.000200	< 0.000200	< 0.000200	< 0.000200	< 0.000200	< 0.000200	
Benzo(k)fluoranthene	0.00017	0.00085	NS	< 0.000100	< 0.000100	< 0.000100	< 0.000100	< 0.000100 UJ	< 0.000100	< 0.000100	< 0.000100	< 0.000100	
Chrysene	0.0015	0.0075	NS	< 0.000100	< 0.000100	< 0.000100	< 0.000100	< 0.000100 UJ	< 0.000100	< 0.000100	< 0.000100	< 0.000100	
Dibenz(a,h)anthracene	0.0003	0.0015	NS	< 0.000100	< 0.000100	< 0.000100	< 0.000100	< 0.000100 UJ	< 0.000100	< 0.000100	< 0.000100	< 0.000100	
Fluoranthene	0.28	1.4	NS	< 0.000200	< 0.000200	< 0.000200	< 0.000200	< 0.000200	< 0.000200 UJ	< 0.000200	< 0.000200	< 0.000200	
Fluorene	0.28	1.4	NS	< 0.000100	0.000237	< 0.000100	< 0.000100	< 0.000100	< 0.000100	< 0.000100	< 0.000100	< 0.000100	
Indeno(1,2,3-cd)pyrene	0.00043	0.00215	NS	< 0.000100	< 0.000100	< 0.000100	< 0.000100	< 0.000100	< 0.000100	< 0.000100	< 0.000100	< 0.000100	
Naphthalene	0.14	0.22	0.075	< 0.000200	< 0.000200	2.83	2.82	< 0.000200	< 0.00106 U	< 0.000200	< 0.000200	< 0.000200	
Phenanthrene	0.21	1.05	NS	< 0.000400	< 0.000400	< 0.000400	< 0.000400	< 0.000400	< 0.000400	< 0.000400	< 0.000400	< 0.000400	
Pyrene	0.21	1.05	NS	< 0.000200	< 0.000200	< 0.000200	< 0.000200	< 0.000200 UJ	< 0.000200	< 0.000200	< 0.000200	< 0.000200	
03 - General Chemistry, mg/L													
Cyanide CN-	0.2	0.6	NS	< 0.005	< 0.005	0.120	0.128	< 0.005	< 0.005	0.007	0.014	0.056	
04 - Metals, mg/L													
Arsenic	0.05	0.2	NS	< 0.0250	< 0.0250	< 0.0250	< 0.0250	< 0.0250	< 0.0250	< 0.0250	< 0.0250	< 0.0250	
Barium	2	2	NS	0.0936	0.0798	0.0608	0.0607	0.0419	0.0834	0.100	0.124	0.119	
Cadmium	0.005	0.05	NS	< 0.0020	< 0.0020	< 0.0020	< 0.0020	< 0.0020	< 0.0020	< 0.0020	< 0.0020	< 0.0020	
Chromium	0.1	1	NS	< 0.0050	< 0.0050	< 0.0050	< 0.0050	< 0.0050	< 0.0050	< 0.0050	< 0.0050	< 0.0050	
Lead	0.0075	0.1	NS	< 0.0075	< 0.0075	< 0.0075	< 0.0075	< 0.0075	< 0.0075	< 0.0075	< 0.0075	< 0.0075	
Mercury	0.002	0.01	0.053	< 0.00020	< 0.00020	< 0.00020	< 0.00020	< 0.00020	< 0.00020	< 0.00020	< 0.00020	< 0.00020	
Selenium	0.05	0.05	NS	< 0.0400	< 0.0400	< 0.0400	< 0.0400	< 0.0400	< 0.0400	< 0.0400	< 0.0400	< 0.0400	
Silver	0.05	NS	NS	< 0.0070	< 0.0070	< 0.0070	< 0.0070	< 0.0070	< 0.0070	< 0.0070	< 0.0070	< 0.0070	

Notes:
 < = Compound not detected at concentrations above the laboratory reporting detection limit.
 The laboratory reporting detection limit is shown.
 Empty cells = not analyzed
 N = Normal Environmental Sample
 FD = Field Duplicate Sample
 EB = Equipment Blank Sample
 TB = Trip Blank Sample
 NS = No Standard
 mg/L = milligrams per liter
 Qualifiers - Inorganic:
 B = Reported value is < CRDL, but >= IDL.
 BU = Compound was found in the blank and sample; analyte was analyzed but not detected.
 Interpreted Qualifiers:
 U = Nondetected
 UJ = Nondetected, estimated report limit
 J = Detected Results are estimated with a low bias
 All analyses performed by TekLab.
 CLASS I GROUNDWATER INGESTION = IEPA TACO Tier 1 CLASS I GROUNDWATER INGESTION.
 CLASS II GROUNDWATER INGESTION = IEPA TACO Tier 1 CLASS II GROUNDWATER INGESTION.
 GW INHALATION DIFFUSION & ADVECTION RESIDENTIAL = IEPA TACO Tier 1 GW INHALATION DIFFUSION & ADVECTION RESIDENTIAL.
 Non-TACO Class I and Class II Groundwater Objectives applied for Acenaphthylene, Benzo(g,h,i)perylene, and Phenanthrene. (Revision Date 3/31/2016)

TABLE 2
Summary of Analytical Results
March 2019
Ameren - Champaign FMGP Site
Champaign, Illinois

Location Group				03 - Field Quality Control	
Location ID				Equipment Blank	Trip Blank
Sample Date				3/6/2019	3/7/2019
Sample Type				N	TB
Analyte	CLASS I GROUNDWATER INGESTION	CLASS II GROUNDWATER INGESTION	GW INHALATION DIFFUSION & ADVECTION RES		
01 - BTEX, mg/L					
Benzene	0.005	0.025	0.11	< 0.0005	< 0.0005
Ethylbenzene	0.7	1	0.37	< 0.0020	< 0.0020
Toluene	1	2.5	530	< 0.0020	< 0.0020
Xylene, Total	10	10	30	< 0.0020	< 0.0020
02 - PAH, mg/L					
Acenaphthene	0.42	2.1	NS	< 0.000100	
Acenaphthylene	0.21	1.05	NS	< 0.000100	
Anthracene	2.1	10.5	NS	< 0.000100	
Benzo(a)anthracene	0.00013	0.00065	NS	< 0.000100	
Benzo(a)pyrene	0.0002	0.002	NS	< 0.000100	
Benzo(b)fluoranthene	0.00018	0.0009	NS	< 0.000100	
Benzo(g,h,i)perylene	0.21	1.05	NS	< 0.000100	
Benzo(k)fluoranthene	0.00017	0.00085	NS	< 0.000100	
Chrysene	0.0015	0.0075	NS	< 0.000100	
Dibenzo(a,h)anthracene	0.0003	0.0015	NS	< 0.000100	
Fluoranthene	0.28	1.4	NS	< 0.000200	
Fluorene	0.28	1.4	NS	< 0.000100	
Indeno(1,2,3-cd)pyrene	0.00043	0.00215	NS	< 0.000100	
Naphthalene	0.14	0.22	0.075	0.00201	
Phenanthrene	0.21	1.05	NS	< 0.000400	
Pyrene	0.21	1.05	NS	< 0.000200	
03 - General Chemistry, mg/L					
Cyanide CN-	0.2	0.6	NS	< 0.005	
04 - Metals, mg/L					
Arsenic	0.05	0.2	NS	< 0.025	
Barium	2	2	NS	< 0.0025	
Cadmium	0.005	0.05	NS	< 0.0020	
Chromium	0.1	1	NS	< 0.0050	
Lead	0.0075	0.1	NS	< 0.0075	
Mercury	0.002	0.01	0.053	< 0.00020	
Selenium	0.05	0.05	NS	< 0.0400	
Silver	0.05	NS	NS	< 0.0070	

Notes:

< = Compound not detected at concentrations above the laboratory reporting detection limit.
The laboratory reporting detection limit is shown.
Empty cells = not analyzed
N = Normal Environmental Sample
FD = Field Duplicate Sample
EB = Equipment Blank Sample
TB = Trip Blank Sample
NS = No Standard
mg/L = milligrams per liter
Qualifiers - Inorganic:
B = Reported value is < CRDL, but >= IDL.
BU = Compound was found in the blank and sample; analyte was analyzed but not detected.
Interpreted Qualifiers:
U = Nondetected
UJ = Nondetected, estimated report limit
J = Detected Results are estimated with a low bias
All analyses performed by TekLab.
CLASS I GROUNDWATER INGESTION = IEPA TACO Tier 1 CLASS I GROUNDWATER INGESTION.
CLASS II GROUNDWATER INGESTION = IEPA TACO Tier 1 CLASS II GROUNDWATER INGESTION.
GW INHALATION DIFFUSION & ADVECTION RESIDENTIAL = IEPA TACO Tier 1 GW INHALATION DIFFUSION & ADVECTION RESIDENTIAL.
Non-TACO Class I and Class II Groundwater Objectives applied for Acenaphthylene, Benzo(g,h,i)perylene, and Phenanthrene. (Revision Date 3/31/2016)

TABLE 3
Analytical Results by Parameter
March 2017 to March 2019
Ameren - Champaign FMGP Site
Champaign, Illinois

Notes:
 Exceeds RO for Class I Groundwater Ingestion or Groundwater Indoor Inhalation
 Exceeds RO for Class II Groundwater Ingestion
Bold Exceeds RO for Groundwater Inhalation - Diffusion and Advection for Residential

Well ID	Date Sampled	Benzene (µg/L)	Ethylbenzene (µg/L)	Toluene (µg/L)	Xylene, total (µg/L)	Acenaphthene (µg/L)	Acenaphthylene (µg/L)	Anthracene (µg/L)	Benzo(a) anthracene (µg/L)	Benzo(a) pyrene (µg/L)	Benzo(b) fluoranthene (µg/L)	Benzo(g,h,i) perylene (µg/L)	Benzo(k) fluoranthene (µg/L)	Chrysene (µg/L)
UMW-102	3/7/2017	<2	<5	<5	<5	<0.1	<0.1	<0.1	<0.1	<0.1	<0.1	<0.1	<0.1	<0.1
	7/5/2017	<2	<5	<5	<5	<0.1	<0.1	<0.1	<0.1	<0.1	<0.1	<0.1	<0.1	<0.1
	10/10/2017	<2	<5	<5	<5	<0.1	<0.1	<0.1	<0.1	<0.1	<0.1	<0.1	<0.1	<0.1
	12/4/2017	<2	<5	<5	<5	<0.1	<0.1	<0.1	<0.1	<0.1	<0.1	<0.1	<0.1	<0.1
	6/26/2018	<0.5	<2	<2	<2	<0.1	<0.1	<0.1	<0.1	<0.1	<0.1	<0.1	<0.1	<0.1
	9/17/2018	<0.5	<2	<2	<2	<0.1	<0.1	<0.1	<0.1	<0.1	<0.1	<0.1	<0.1	<0.1
	12/3/2018	<0.5	<2	<2	<2	<0.1	<0.1 UJ	<0.1 BU	<0.1	<0.1	<0.1	<0.1	<0.1	<0.1
3/4/2019	<0.5	<2	<2	<2	<2	<0.1	0.110	<0.1	<0.1	<0.1	<0.1	<0.2	<0.1	<0.1
UMW-105	3/9/2017	<2	<5	<5	<5	<0.1	<0.1	<0.1	<0.1	<0.1	<0.1	<0.1	<0.1	<0.1
	7/6/2017	<2	<5	<5	<5	<0.1	<0.1	<0.1	<0.1	<0.1	<0.1	<0.1	<0.1	<0.1
	10/12/2017	<2	<5	<5	<5	<0.1	<0.1	<0.1	<0.1	<0.1	<0.1	<0.1	<0.1	<0.1
	12/7/2017	<2	<5	<5	<5	<0.1	<0.1	<0.1	<0.1	<0.1	<0.1	<0.1	<0.1	<0.1
	6/27/2018	<0.5	4.0	<2	<2	<0.1	<0.1	<0.1	<0.1	<0.1	<0.1	<0.1	<0.1	<0.1
	9/19/2018	<0.5	<2	<2	<2	<0.1	<0.1	<0.1	<0.1	<0.1	<0.1	<0.1	<0.1	<0.1
	12/5/2018	<0.5	<2	<2	<2	<0.1	<0.1	<0.1	<0.1 BU	<0.1 BU	<0.1 BU UJ	<0.1 BU UJ	<0.1 BU	<0.1 BU
3/6/2019	<0.5	<2	<2	<2	<2	<0.1	<0.1	0.135	<0.1	<0.1	<0.1	<0.2	<0.1	<0.1
UMW-106R	3/8/2017	<2	<5	<5	<5	<0.1	<0.1	<0.1	<0.1	<0.1	<0.1	<0.1	<0.1	<0.1
	7/6/2017	<2	<5	<5	<5	<0.1	<0.1	<0.1	<0.1	<0.1	<0.1	<0.1	<0.1	<0.1
	10/11/2017	<2	<5	<5	<5	<0.1	<0.1	<0.1	<0.1	<0.1	<0.1	<0.1	<0.1	<0.1
	12/6/2017	<2	<5	<5	<5	<0.1	<0.1	<0.1	<0.1	<0.1	<0.1	<0.1	<0.1	<0.1
	6/25/2018	<0.5	<2	<2	<2	<0.1	<0.1	<0.1	<0.1	<0.1	<0.1	<0.1	<0.1	<0.1
	9/18/2018	<0.5	<2	<2	<2	<0.1	<0.1	<0.1	<0.1	<0.1	<0.1	<0.1	<0.1	<0.1
	12/4/2018	<0.5	<2	<2	<2	<0.1	<0.1	<0.1	<0.1 BU	<0.1 BU	<0.1 BU UJ	<0.1 BU UJ	<0.1 BU	<0.1 BU
3/5/2019	<0.5	<2	<2	<2	<2	<0.1	<0.1	<0.1	<0.1	<0.1	<0.2	<0.1	<0.1	
UMW-107R	3/8/2017	4.5	<5	<5	<5	<0.1	<0.1	<0.1	<0.1	<0.1	<0.1	<0.1	<0.1	<0.1
	7/6/2017	40.7	<5	<5	<5	<0.1	0.11	0.11	0.06	<0.1	<0.1	<0.1	<0.1	<0.1
	10/11/2017	3.9	<5	<5	<5	<0.1	<0.1	<0.1	<0.1	<0.1	<0.1	<0.1	<0.1	<0.1
	12/6/2017	21.9	<5	<5	<5	<0.1	<0.1	<0.1	<0.1	<0.1	<0.1	<0.1	<0.1	<0.1
	6/27/2018	7.6	<2	<2	<2	<0.1	<0.1	<0.1	<0.1	<0.1	<0.1	<0.1	<0.1	<0.1
	9/18/2018	4.5	<2	<2	<2	<0.1	<0.1	<0.1	<0.1	<0.1	<0.1	<0.1	<0.1	<0.1
	12/5/2018	3.8	<2	<2	<2	<0.1	<0.1	<0.1	<0.1	<0.1	<0.1	<0.1	<0.1	<0.1
3/5/2019	2.1	<2	<2	<2	<2	<0.1	<0.1	<0.1	<0.1	<0.1	<0.2	<0.1	<0.1	
UMW-108	3/7/2017	<2	<5	<5	<5	<0.1	<0.1	<0.1	<0.1	<0.1	<0.1	<0.1	<0.1	<0.1
	7/6/2017	<2	<5	<5	<5	<0.1	<0.1	<0.1	<0.1	<0.1	<0.1	<0.1	<0.1	<0.1
	10/10/2017	<2	<5	<5	<5	<0.1	<0.1	<0.1	<0.1	<0.1	<0.1	<0.1	<0.1	<0.1
	12/5/2017	<2	<5	<5	<5	<0.1	<0.1	<0.1	<0.1	<0.1	<0.1	<0.1	<0.1	<0.1
	6/26/2018	<0.5	<2	<2	<2	<0.1	<0.1	<0.1	<0.1	<0.1	<0.1	<0.1	<0.1	<0.1
	9/18/2018	<0.5	<2	<2	<2	<0.1	<0.1	<0.1	<0.1	<0.1	<0.1	<0.1	<0.1	<0.1
	12/4/2018	<0.5	<2	<2	<2	<0.1	<0.1	<0.1	<0.1 BU	<0.1 BU	<0.1 BU UJ	<0.1 BU UJ	<0.1 BU	<0.1 BU
3/5/2019	<0.5	<2	<2	<2	<2	<0.1	<0.1	<0.1	<0.1	<0.1	<0.2	<0.1	<0.1	
UMW-109	3/7/2017	<2	<5	<5	<5	<0.1	<0.1	<0.1	<0.1	<0.1	<0.1	<0.1	<0.1	<0.1
	7/5/2017	<2	<5	<5	<5	<0.1	<0.1	<0.1	<0.1	<0.1	<0.1	<0.1	<0.1	<0.1
	10/10/2017	<2	<5	<5	<5	<0.1	<0.1	<0.1	<0.1	<0.1	<0.1	<0.1	<0.1	<0.1
	12/5/2017	<2	<5	<5	<5	<0.1	<0.1	<0.1	<0.1	<0.1	<0.1	<0.1	<0.1	<0.1
	6/26/2018	<0.5	<2	<2	<2	<0.1	<0.1	<0.1	<0.1	<0.1	<0.1	<0.1	<0.1	<0.1
	9/17/2018	<0.5	<2	<2	<2	<0.1	<0.1	<0.1	<0.1	<0.1	<0.1	<0.1	<0.1	<0.1
	12/4/2018	<0.5	<2	<2	<2	<0.1	<0.1	<0.1	<0.1 BU	<0.1 BU	<0.1 BU UJ	<0.1 BU UJ	<0.1 BU	<0.1 BU
3/5/2019	<0.5	<2	<2	<2	<2	<0.1	<0.1	<0.1	<0.1	<0.1	<0.2	<0.1	<0.1	

TABLE 3
Analytical Results by Parameter
March 2017 to March 2019
Ameren - Champaign FMGP Site
Champaign, Illinois

Notes:
 Exceeds RO for Class I Groundwater Ingestion or Groundwater Indoor Inhalation
 Exceeds RO for Class II Groundwater Ingestion
Bold Exceeds RO for Groundwater Inhalation - Diffusion and Advection for Residential

Well ID	Date Sampled	Dibenzo(a,h)anthracene (µg/L)	Fluoranthene (µg/L)	Fluorene (µg/L)	Indeno(1,2,3-cd) pyrene (µg/L)	Naphthalene (µg/L)	Phenanthrene (µg/L)	Pyrene (µg/L)	Cyanide, total (mg/L)
UMW-102	3/7/2017	<0.1	<0.1	<0.1	<0.1	<0.1	<0.1	<0.1	<0.005
	7/5/2017	<0.1	<0.1	<0.1	<0.1	<0.1	<0.1	<0.1	<0.005
	10/10/2017	<0.1	<0.1	<0.1	<0.1	<0.1	<0.1	<0.1	<0.005
	12/4/2017	<0.1	<0.1	<0.1	<0.1	<0.1	<0.1	<0.1	<0.005
	6/26/2018	<0.1	<0.2	<0.1	<0.1	<0.2	<0.4	<0.1	<0.005
	9/17/2018	<0.1	<0.2	<0.1	<0.1	<0.2	<0.4	<0.1	<0.005
	12/3/2018	<0.1	<0.2 BU	<0.1	<0.1	<0.2	<0.4	<0.2 BU	<0.005
3/4/2019	<0.1	<0.2	<0.1	0.116	<0.2	<0.4	<0.2	<0.005	
UMW-105	3/9/2017	<0.1	<0.1	<0.1	<0.1	<0.1	<0.1	<0.1	0.061
	7/6/2017	<0.1	<0.1	<0.1	<0.1	<0.1	<0.1	<0.1	0.063
	10/12/2017	<0.1	<0.1	<0.1	<0.1	<0.1	<0.1	<0.1	0.056
	12/7/2017	<0.1	<0.1	<0.1	<0.1	<0.1	<0.1	<0.1	0.049
	6/27/2018	<0.1	<0.2	<0.1	<0.1	16.2	<0.4	<0.1	0.057
	9/19/2018	<0.1	<0.2	<0.1	<0.1	<0.2	<0.4	<0.1	0.049
	12/5/2018	<0.1 BU	<0.2	<0.1	<0.1 BU	<0.2	<0.4	<0.2	0.057
3/6/2019	<0.1	<0.2	<0.1	<0.1	<0.2	<0.4	<0.2	0.045	
UMW-106R	3/8/2017	<0.1	<0.1	<0.1	<0.1	<0.1	<0.1	<0.1	0.028
	7/6/2017	<0.1	<0.1	<0.1	<0.1	<0.1	<0.1	<0.1	0.033
	10/11/2017	<0.1	<0.1	<0.1	<0.1	<0.1	<0.1	<0.1	0.038
	12/6/2017	<0.1	<0.1	<0.1	<0.1	<0.1	<0.1	<0.1	0.044
	6/25/2018	<0.1	<0.2	<0.1	<0.1	<0.2	<0.4	<0.1	0.017
	9/18/2018	<0.1	<0.2	<0.1	<0.1	<0.2	<0.4	<0.1	0.022
	12/4/2018	<0.1 BU	<0.2	<0.1	<0.1 BU	<0.2	<0.4	<0.2	0.018
3/5/2019	<0.1	<0.2	<0.1	<0.1	<0.2	<0.4	<0.2	0.014	
UMW-107R	3/8/2017	<0.1	<0.1	<0.1	<0.1	<0.1	<0.1	<0.1	0.71
	7/6/2017	<0.1	<0.1	<0.1	<0.1	<0.1	<0.1	<0.1	0.544
	10/11/2017	<0.1	<0.1	<0.1	<0.1	<0.1	<0.1	<0.1	0.363
	12/6/2017	<0.1	<0.1	<0.1	<0.1	<0.1	<0.1	<0.1	0.509
	6/27/2018	<0.1	<0.2	<0.1	<0.1	<0.2	<0.4	<0.1	0.453
	9/18/2018	<0.1	<0.2	<0.1	<0.1	<0.2	<0.4	<0.1	0.381
	12/5/2018	<0.1	<0.2	<0.1	<0.1	<0.2	<0.4	<0.2	0.385
3/5/2019	<0.1	<0.2	<0.1	<0.1	<0.2	<0.4	<0.2	0.333	
UMW-108	3/7/2017	<0.1	<0.1	<0.1	<0.1	<0.1	<0.1	<0.1	0.03
	7/6/2017	<0.1	<0.1	<0.1	<0.1	<0.1	<0.1	<0.1	0.029
	10/10/2017	<0.1	<0.1	<0.1	<0.1	<0.1	<0.1	<0.1	0.03
	12/5/2017	<0.1	<0.1	<0.1	<0.1	<0.1	<0.1	<0.1	0.029
	6/26/2018	<0.1	<0.2	<0.1	<0.1	<0.2	<0.4	<0.1	0.030
	9/18/2018	<0.1	<0.2	<0.1	<0.1	<0.2	<0.4	<0.2	0.032
	12/4/2018	<0.1 BU	<0.2	<0.1	<0.1 BU	<0.2	<0.4	<0.2	0.028
3/5/2019	<0.1	<0.2	<0.1	<0.1	<0.2	<0.4	<0.2	0.027	
UMW-109	3/7/2017	<0.1	<0.1	<0.1	<0.1	<0.1	<0.1	<0.1	0.042
	7/5/2017	<0.1	<0.1	<0.1	<0.1	<0.1	<0.1	<0.1	0.012
	10/10/2017	<0.1	<0.1	<0.1	<0.1	<0.1	<0.1	<0.1	0.036
	12/5/2017	<0.1	<0.1	<0.1	<0.1	<0.1	<0.1	<0.1	<0.005
	6/26/2018	<0.1	<0.2	<0.1	<0.1	<0.2	<0.4	<0.1	0.031
	9/17/2018	<0.1	<0.2	<0.1	<0.1	<0.2	<0.4	<0.1	0.036
	12/4/2018	<0.1 BU	<0.2	<0.1	<0.1 BU	<0.2	<0.4	<0.2	0.024
3/5/2019	<0.1	<0.2	<0.1	<0.1	<0.2	<0.4	<0.2	0.010	

TABLE 3
Analytical Results by Parameter
March 2017 to March 2019
Ameren - Champaign FMGP Site
Champaign, Illinois

Notes:
 Exceeds RO for Class I Groundwater Ingestion or Groundwater Indoor Inhalation
 Exceeds RO for Class II Groundwater Ingestion
Bold Exceeds RO for Groundwater Inhalation - Diffusion and Advection for Residential

Well ID	Date Sampled	Benzene (µg/L)	Ethylbenzene (µg/L)	Toluene (µg/L)	Xylene, total (µg/L)	Acenaphthene (µg/L)	Acenaphthylene (µg/L)	Anthracene (µg/L)	Benzo(a) anthracene (µg/L)	Benzo(b) pyrene (µg/L)	Benzo(b) fluoranthene (µg/L)	Benzo(g,h,i) perylene (µg/L)	Benzo(k) fluoranthene (µg/L)	Chrysene (µg/L)
UMW-111A	3/7/2017	<2	<5	<5	<5	<0.1	<0.1	<0.1	<0.1	<0.1	<0.1	<0.1	<0.1	<0.1
	7/6/2017	<2	<5	<5	<5	<0.1	<0.1	<0.1	<0.1	<0.1	<0.1	<0.1	<0.1	<0.1
	10/10/2017	<2	<5	<5	<5	<0.1	<0.1	<0.1	<0.1	<0.1	<0.1	<0.1	<0.1	<0.1
	12/6/2017	<2	<5	<5	<5	<0.1	<0.1	<0.1	<0.1	<0.1	<0.1	<0.1	<0.1	<0.1
	6/26/2018	<0.5	<2	<2	<2	<0.1	<0.1	<0.1	<0.1	<0.1	<0.1	<0.1	<0.1	<0.1
	9/17/2018	<0.5	<2	<2	<2	<0.1	<0.1	<0.1	<0.1	<0.1	<0.1	<0.1	<0.1	<0.1
	12/3/2018	<0.5	<2	<2	<2	<0.1	<0.1 UJ	<0.1 BU	<0.1	<0.1	<0.1	<0.1	<0.1	<0.1
3/5/2019	<0.5	<2	<2	<2	<2	<0.1	<0.1	<0.1	<0.1	<0.1	<0.1	<0.2	<0.1	<0.1
UMW-116	3/8/2017	<2	<5	<5	<5	<0.1	<0.1	<0.1	<0.1	<0.1	<0.1	<0.1	<0.1	<0.1
	7/6/2017	<2	<5	<5	<5	<0.1	<0.1	<0.1	<0.1	<0.1	<0.1	<0.1	<0.1	<0.1
	10/11/2017	<2	<5	<5	<5	<0.1	<0.1	<0.1	<0.1	<0.1	<0.1	<0.1	<0.1	<0.1
	12/6/2017	<2	<5	<5	<5	<0.1	<0.1	<0.1	<0.1	<0.1	<0.1	<0.1	<0.1	<0.1
	6/25/2018	<0.5	<2	<2	<2	<0.1	<0.1	<0.1	<0.1	<0.1	<0.1	<0.1	<0.1	<0.1
	9/18/2018	<0.5	<2	<2	<2	<0.1	<0.1	<0.1	<0.1	<0.1	<0.1	<0.1	<0.1	<0.1
	12/4/2018	<0.5	<2	<2	<2	<0.1	<0.1	<0.1	<0.1 BU	<0.1 BU	<0.1 BU UJ	<0.1 BU UJ	<0.1 BU	<0.1 BU
3/5/2019	<0.5	<2	<2	<2	<2	<0.1	<0.1	<0.1	<0.1	<0.1	<0.1	<0.2	<0.1	<0.1
UMW-117	3/8/2017	<2	<5	<5	<5	<0.1	<0.1	<0.1	<0.1	<0.1	<0.1	<0.1	<0.1	<0.1
	7/6/2017	<2	<5	<5	<5	<0.1	<0.1	<0.1	0.06	<0.1	<0.1	<0.1	<0.1	<0.1
	10/11/2017	<2	<5	<5	<5	<0.1	<0.1	<0.1	<0.1	<0.1	<0.1	<0.1	<0.1	<0.1
	12/5/2017	<2	<5	<5	<5	<0.1	<0.1	<0.1	<0.1	<0.1	<0.1	<0.1	<0.1	<0.1
	6/25/2018	<0.5	<2	<2	<2	<0.1	<0.1	<0.1	<0.1	<0.1	<0.1	<0.1	<0.1	<0.1
	9/18/2018	<0.5	<2	<2	<2	<0.1	<0.1	<0.1	<0.1	<0.1	<0.1	<0.1	<0.1	<0.1
	12/4/2018	<0.5	<2	<2	<2	<0.1	<0.1	<0.1	<0.1 BU	<0.1 BU	<0.1 BU UJ	<0.1 BU UJ	<0.1 BU	<0.1 BU
3/5/2019	<0.5	<2	<2	<2	<2	<0.1	<0.1	<0.1	<0.1	<0.1	<0.1	<0.2	<0.1	<0.1
UMW-118	3/8/2017	<2	<5	<5	<5	<0.1	<0.1	<0.1	<0.1	<0.1	<0.1	<0.1	<0.1	<0.1
	7/6/2017	<2	<5	<5	<5	0.17	0.37	0.1	0.77	0.93	0.94	0.37	0.36	0.48
	10/10/2017	<2	<5	<5	<5	<0.1	0.1	<0.1	0.21	0.27	0.27	0.12	0.09	0.09
	12/5/2017	<2	<5	<5	<5	<0.1	0.12	<0.1	0.25	0.34	0.4	<0.1	0.16	0.13
	6/26/2018	<0.5	<2	<2	<2	<0.1	<0.1	<0.1	<0.1	<0.1	<0.1	<0.1	<0.1	<0.1
	9/18/2018	<0.5	<2	<2	<2	<0.1	<0.1	<0.1	<0.1	<0.1	<0.1	<0.1	<0.1	<0.1
	12/4/2018	<0.5	<2	<2	<2	<0.1	<0.1	<0.1	<0.1 BU	<0.1 BU	<0.1 BU	<0.1 BU	<0.1 BU	<0.1 BU
3/5/2019	<0.5	<2	<2	<2	<2	<0.1	<0.1	<0.1	<0.1	<0.1	<0.1	<0.2	<0.1	<0.1
UMW-119	3/7/2017	<2	<5	<5	<5	<0.1	<0.1	<0.1	<0.1	<0.1	<0.1	<0.1	<0.1	<0.1
	7/5/2017	<2	<5	<5	<5	<0.1	<0.1	<0.1	<0.1	<0.1	<0.1	<0.1	<0.1	<0.1
	10/11/2017	<2	<5	<5	<5	0.29	0.41	0.11	0.14	0.12	0.11	<0.1	<0.1	0.15
	12/5/2017	<2	<5	<5	<5	<0.1	<0.1	<0.1	<0.1	<0.1	<0.1	<0.1	<0.1	<0.1
	6/26/2018	<0.5	<2	<2	<2	<0.1	<0.1	<0.1	<0.1	<0.1	<0.1	<0.1	<0.1	<0.1
	9/17/2018	<0.5	<2	<2	<2	<0.1	<0.1	<0.1	<0.1	<0.1	<0.1	<0.1	<0.1	<0.1
	12/3/2018	<0.5	<2	<2	<2	<0.1	<0.1 UJ	<0.1 BU	<0.1	<0.1	<0.1	<0.1	<0.1	<0.1
3/5/2019	<0.5	<2	<2	<2	<2	<0.1	<0.1	0.144	<0.1	<0.1	<0.1	<0.2	<0.1	<0.1
UMW-120	3/8/2017	<2	<5	<5	<5	<0.1	<0.1	<0.1	<0.1	<0.1	<0.1	<0.1	<0.1	<0.1
	7/6/2017	<2	<5	<5	<5	<0.1	<0.1	<0.1	<0.1	<0.1	<0.1	<0.1	<0.1	<0.1
	10/9/2017	<2	<5	<5	<5	<0.1	<0.1	<0.1	<0.1	<0.1	<0.1	<0.1	<0.1	<0.1
	12/4/2017	<2	<5	<5	<5	<0.1	<0.1	<0.1	<0.1	<0.1	<0.1	<0.1	<0.1	<0.1
	6/26/2018	<0.5	<2	<2	<2	<0.1	<0.1	<0.1	<0.1	<0.1	<0.1	<0.1	<0.1	<0.1
	9/17/2018	<0.5	<2	<2	<2	<0.1	<0.1	<0.1	<0.1	<0.1	<0.1	<0.1	<0.1	<0.1
	12/3/2018	<0.5	<2	<2	<2	<0.167	<0.167 UJ	<0.167 BU	<0.167	<0.167	<0.167	<0.167	<0.167	<0.167
3/6/2019	<0.5	<2	<2	<2	<2	<0.1	<0.1	<0.1	<0.1	<0.1	<0.1	<0.2	<0.1	<0.1
UMW-121	3/9/2017	<2	<5	<5	<5	<0.1	<0.1	<0.1	<0.1	<0.1	<0.1	<0.1	<0.1	<0.1
	7/6/2017	<2	<5	<5	<5	<0.1	<0.1	<0.1	0.06	<0.1	<0.1	<0.1	<0.1	<0.1
	10/12/2017	<2	<5	<5	<5	<0.1	<0.1	<0.1	<0.1	<0.1	<0.1	<0.1	<0.1	<0.1
	12/7/2017	<2	<5	<5	<5	<0.1	<0.1	<0.1	<0.1	<0.1	<0.1	<0.1	<0.1	<0.1
	6/27/2018	<0.5	<2	<2	<2	<0.1	<0.1	<0.1	<0.1	<0.1	<0.1	<0.1	<0.1	<0.1
	9/19/2018	<0.5	<2	<2	<2	<0.1	<0.1	<0.1	<0.1	<0.1	<0.1	<0.1	<0.1	<0.1
	12/5/2018	<0.5	<2	<2	<2	<0.1	<0.1	<0.1	<0.1 BU	<0.1 BU	<0.1 BU	<0.1 BU	<0.1 BU	<0.1 BU
3/6/2019	<0.5	<2	<2	<2	<2	<0.1	<0.1	<0.1	<0.1	<0.1	<0.1	<0.2	<0.1	<0.1

TABLE 3
Analytical Results by Parameter
March 2017 to March 2019
Ameren - Champaign FMGP Site
Champaign, Illinois

Notes:
 Exceeds RO for Class I Groundwater Ingestion or Groundwater Indoor Inhalation
 Exceeds RO for Class II Groundwater Ingestion
Bold Exceeds RO for Groundwater Inhalation - Diffusion and Advection for Residential

Well ID	Date Sampled	Dibenzo(a,h)anthracene (µg/L)	Fluoranthene (µg/L)	Fluorene (µg/L)	Indeno(1,2,3-cd) pyrene (µg/L)	Naphthalene (µg/L)	Phenanthrene (µg/L)	Pyrene (µg/L)	Cyanide, total (mg/L)
UMW-111A	3/7/2017	<0.1	<0.1	<0.1	<0.1	<0.1	<0.1	<0.1	<0.005
	7/6/2017	<0.1	<0.1	<0.1	<0.1	<0.1	<0.1	<0.1	<0.005
	10/10/2017	<0.1	<0.1	<0.1	<0.1	<0.1	<0.1	<0.1	<0.005
	12/6/2017	<0.1	<0.1	<0.1	<0.1	<0.1	<0.1	<0.1	<0.005
	6/26/2018	<0.1	<0.2	<0.1	<0.1	<0.2	<0.4	<0.1	<0.005
	9/17/2018	<0.1	<0.2	<0.1	<0.1	<0.2	<0.4	<0.1	<0.005
	12/3/2018	<0.1	<0.2 BU	<0.1	<0.1	<0.2	<0.4	<0.2 BU	<0.005
3/5/2019	<0.1	<0.2	<0.1	<0.1	<0.2	<0.4	<0.2	<0.005	
UMW-116	3/8/2017	<0.1	<0.1	<0.1	<0.1	<0.1	<0.1	<0.1	<0.005
	7/6/2017	<0.1	<0.1	<0.1	<0.1	<0.1	<0.1	<0.1	<0.005
	10/11/2017	<0.1	<0.1	<0.1	<0.1	<0.1	<0.1	<0.1	<0.005
	12/6/2017	<0.1	<0.1	<0.1	<0.1	<0.1	<0.1	<0.1	<0.005
	6/25/2018	<0.1	<0.2	<0.1	<0.1	0.206	<0.4	<0.1	<0.005
	9/18/2018	<0.1	<0.2	<0.1	<0.1	<0.2	<0.4	<0.1	<0.005
	12/4/2018	<0.1 BU	<0.2	<0.1	<0.1 BU	<0.2	<0.4	<0.2	<0.005
3/5/2019	<0.1	<0.2	<0.1	<0.1	<0.2	<0.4	<0.2	<0.005	
UMW-117	3/8/2017	<0.1	<0.1	<0.1	<0.1	<0.1	<0.1	<0.1	<0.005
	7/6/2017	<0.1	<0.1	<0.1	<0.1	<0.1	<0.1	<0.1	<0.005
	10/11/2017	<0.1	<0.1	<0.1	<0.1	<0.1	<0.1	<0.1	<0.005
	12/5/2017	<0.1	<0.1	<0.1	<0.1	<0.1	<0.1	<0.1	<0.005
	6/25/2018	<0.1	<0.2	<0.1	<0.1	<0.2	<0.4	<0.1	<0.005
	9/18/2018	<0.1	<0.2	<0.1	<0.1	<0.2	<0.4	<0.1	<0.005
	12/4/2018	<0.1 BU	<0.2	<0.1	<0.1 BU	<0.2	<0.4	<0.2	<0.005
3/5/2019	0.102	<0.2	<0.1	<0.1	<0.2	<0.4	<0.2	<0.005	
UMW-118	3/8/2017	<0.1	<0.1	<0.1	<0.1	<0.1	<0.1	<0.1	0.049
	7/6/2017	0.1	1.04	0.11	0.33	<0.1	0.14	5	0.056
	10/10/2017	<0.1	0.19	<0.1	0.1	<0.1	<0.1	0.93	0.056
	12/5/2017	<0.1	0.26	<0.1	<0.1	<0.1	<0.1	1.15	0.059
	6/26/2018	<0.1	<0.2	<0.1	<0.1	<0.2	<0.4	<0.1	0.031
	9/18/2018	<0.1	<0.2	<0.1	<0.1	<0.2	<0.4	<0.1	0.034
	12/4/2018	<0.1 BU	<0.2	<0.1	<0.1 BU	<0.2	<0.4	<0.2	0.043
3/5/2019	<0.1	<0.2	<0.1	<0.1	<0.2	<0.4	<0.2	0.028	
UMW-119	3/7/2017	<0.1	<0.1	<0.1	<0.1	<0.1	<0.1	<0.1	0.048
	7/5/2017	<0.1	<0.1	<0.1	<0.1	<0.1	<0.1	<0.1	0.041
	10/11/2017	<0.1	0.31	<0.1	<0.1	<0.1	0.16	0.44	0.033
	12/5/2017	<0.1	<0.1	<0.1	<0.1	<0.1	<0.1	<0.1	0.039
	6/26/2018	<0.1	<0.2	<0.1	<0.1	<0.2	<0.4	<0.1	0.036
	9/17/2018	<0.1	<0.2	<0.1	<0.1	<0.2	<0.4	<0.1	0.033
	12/3/2018	<0.1	<0.2 BU	<0.1	<0.1	<0.2	<0.4	<0.2 BU	0.026
3/5/2019	<0.1	<0.2	<0.1	<0.1	<0.2	<0.4	<0.2	0.031	
UMW-120	3/8/2017	<0.1	<0.1	<0.1	<0.1	<0.1	<0.1	<0.1	<0.005
	7/6/2017	<0.1	<0.1	<0.1	<0.1	<0.1	<0.1	<0.1	<0.005
	10/9/2017	<0.1	<0.1	<0.1	<0.1	<0.1	<0.1	<0.1	0.007
	12/4/2017	<0.1	<0.1	<0.1	<0.1	<0.1	<0.1	<0.1	<0.005
	6/26/2018	<0.1	<0.2	<0.1	<0.1	<0.2	<0.4	<0.1	<0.005
	9/17/2018	<0.1	<0.2	<0.1	<0.1	<0.2	<0.4	<0.1	<0.005
	12/3/2018	<0.167	<0.333 BU	<0.167	<0.167	<0.333	<0.667	<0.333 BU	<0.005
3/6/2019	<0.1	<0.2	<0.1	<0.1	<0.2	<0.4	<0.2	<0.005	
UMW-121	3/9/2017	<0.1	<0.1	<0.1	<0.1	<0.1	<0.1	<0.1	0.168
	7/6/2017	<0.1	<0.1	<0.1	<0.1	<0.1	<0.1	<0.1	0.148
	10/12/2017	<0.1	<0.1	<0.1	<0.1	<0.1	<0.1	<0.1	0.166
	12/7/2017	<0.1	<0.1	<0.1	<0.1	<0.1	<0.1	<0.1	0.177
	6/27/2018	<0.1	<0.2	<0.1	<0.1	<0.2	<0.4	<0.1	0.141
	9/19/2018	<0.1	<0.2	<0.1	<0.1	<0.2	<0.4	<0.1	0.138
	12/5/2018	<0.1 BU	<0.2	<0.1	<0.1 BU	<0.2	<0.4	<0.2	0.108
3/6/2019	<0.1	<0.2	<0.1	<0.1	<0.2	<0.4	<0.2	0.122	

TABLE 3
Analytical Results by Parameter
March 2017 to March 2019
Ameren - Champaign FMGP Site
Champaign, Illinois

Notes:
 Exceeds RO for Class I Groundwater Ingestion or Groundwater Indoor Inhalation
 Exceeds RO for Class II Groundwater Ingestion
Bold Exceeds RO for Groundwater Inhalation - Diffusion and Advection for Residential

Well ID	Date Sampled	Benzene (µg/L)	Ethylbenzene (µg/L)	Toluene (µg/L)	Xylene, total (µg/L)	Acenaphthene (µg/L)	Acenaphthylene (µg/L)	Anthracene (µg/L)	Benzo(a) anthracene (µg/L)	Benzo(a) pyrene (µg/L)	Benzo(b) fluoranthene (µg/L)	Benzo(g,h,i) perylene (µg/L)	Benzo(k) fluoranthene (µg/L)	Chrysene (µg/L)
UMW-122	6/27/2018	<0.5	<2	<2	<2	<0.1	<0.1	<0.1	<0.1	<0.1	<0.1	<0.1	<0.1	<0.1
	9/18/2018	<0.5	<2	<2	<2	<0.1	<0.1	<0.1	<0.1	<0.1	<0.1	<0.1	<0.1	<0.1
	12/4/2018	<0.5	<2	<2	<2	<0.1	<0.1	<0.1	<0.1 BU	<0.1 BU	<0.1 BU	<0.1 BU	<0.1 BU	<0.1 BU
	3/5/2019	<0.5	<2	<2	<2	<0.1	<0.1	<0.1	<0.1	<0.1	<0.1	<0.2	<0.1	<0.1
UMW-123	3/8/2017	<2	<5	<5	<5	<0.1	<0.1	<0.1	<0.1	<0.1	<0.1	<0.1	<0.1	<0.1
	7/6/2017	<2	<5	<5	<5	<0.1	<0.1	<0.1	<0.1	<0.1	<0.1	<0.1	<0.1	<0.1
	10/11/2017	<2	<5	<5	<5	<0.1	<0.1	<0.1	<0.1	<0.1	<0.1	<0.1	<0.1	<0.1
	12/6/2017	<2	<5	<5	<5	<0.1	<0.1	<0.1	<0.1	<0.1	<0.1	<0.1	<0.1	<0.1
	6/26/2018	<0.5	<2	<2	<2	<0.1	<0.1	<0.1	<0.1	<0.1	<0.1	<0.1	<0.1	<0.1
	9/18/2018	<0.5	<2	<2	<2	<0.1	<0.1	<0.1	<0.1	<0.1	<0.1	<0.1	<0.1	<0.1
	12/4/2018	<0.5	<2	<2	<2	<0.1	<0.1	<0.1	<0.1 BU	<0.1 BU	<0.1 BU	<0.1 BU	<0.1 BU	<0.1 BU
	3/5/2019	<0.5	<2	<2	<2	<0.1	<0.1	<0.1	<0.1	<0.1	<0.1	<0.2	<0.1	<0.1
UMW-124	3/10/2017	78.4	3.1	22.5	13.4	0.49	0.27	<0.1	<0.1	<0.1	<0.1	<0.1	<0.1	<0.1
	7/7/2017	104	10.6	44.8	28.2	0.67	0.41	<0.1	0.08	<0.1	<0.1	<0.1	<0.1	<0.1
	10/13/2017	71.3	6.5	27.6	17.1	0.38	0.19	<0.1	<0.1	<0.1	<0.1	<0.1	<0.1	<0.1
	12/7/2017	120	11	55.8	32	0.52	0.3	<0.1	<0.1	<0.1	<0.1	<0.1	<0.1	<0.1
	6/25/2018	97.5	9.1	46.9	24.0	0.486	0.272	<0.1	<0.1	<0.1	<0.1	<0.1	<0.1	<0.1
	9/19/2018	86.9	9	41.5	23.6	0.469	0.248	<0.1	<0.1	<0.1	<0.1	<0.1	<0.1	<0.1
	12/5/2018	66.4	6.7	31.3	18.0	0.326	0.187	<0.1	<0.1	<0.1	<0.1 UJ	<0.1	<0.1	<0.1
	3/6/2019	145	12.8	74.3	36.4	0.586	0.33	<0.1	<0.1	<0.1	<0.1	<0.2	<0.1	<0.1
UMW-125	3/9/2017	<2	<5	<5	<5	<0.1	<0.1	<0.1	<0.1	<0.1	<0.1	<0.1	<0.1	<0.1
	7/6/2017	22.6	<5	<5	<5	0.1	<0.1	<0.1	<0.1	<0.1	<0.1	<0.1	<0.1	<0.1
	10/12/2017	43.2	1.3	2	1.4	0.13	<0.1	<0.1	<0.1	0.08	<0.1	<0.1	<0.1	<0.1
	12/8/2017	5.1	<5	<5	<5	<0.1	<0.1	<0.1	<0.1	<0.1	<0.1	<0.1	<0.1	<0.1
	6/27/2018	9.1	<2	<2	<2	<0.1	<0.1	<0.1	<0.1	<0.1	<0.1	<0.1	<0.1	<0.1
	9/19/2018	7.8	<2	<2	<2	<0.1	<0.1	<0.1	<0.1	<0.1	<0.1	<0.1	<0.1	<0.1
	12/5/2018	0.7	<2	<2	<2	<0.1	<0.1	<0.1	<0.1 BU	<0.1 BU	<0.1 BU	<0.1 BU	<0.1 BU	<0.1 BU
	3/6/2019	3.7	<2	<2	<2	<0.1	<0.1	<0.1	<0.1	<0.1	<0.1	<0.2	<0.1	<0.1
UMW-126	3/10/2017	5.1	<5	<5	<5	<0.1	<0.1	<0.1	<0.1	<0.1	<0.1	<0.1	<0.1	<0.1
	7/7/2017	94.4	<5	<5	<5	<0.1	<0.1	<0.1	0.06	<0.1	<0.1	<0.1	<0.1	<0.1
	10/12/2017	5.2	<5	<5	<5	<0.1	<0.1	<0.1	<0.1	<0.1	<0.1	<0.1	<0.1	<0.1
	12/7/2017	11.5	<5	<5	<5	<0.1	<0.1	<0.1	<0.1	<0.1	<0.1	<0.1	<0.1	<0.1
	6/27/2018	61.3	<2	<2	<2	<0.1	<0.1	<0.1	<0.1	<0.1	<0.1	<0.1	<0.1	<0.1
	9/19/2018	108.0	<2	3.4	<2	<0.1	<0.1	<0.1	<0.1	<0.1	<0.1	<0.1	<0.1	<0.1
	12/5/2018	26.1	<2	<2	<2	<0.1	<0.1	<0.1	<0.1	<0.1	<0.1 UJ	<0.1	<0.1	<0.1
	3/6/2019	145	<2	4.6	2.2	<0.1	<0.1	<0.1	<0.1	<0.1	<0.1	<0.2	<0.1	<0.1
UMW-127	3/9/2017	3	<5	<5	<5	0.21	1.55	<0.1	0.06	<0.1	<0.1	<0.1	<0.1	<0.1
	7/7/2017	3.6	<5	<5	<5	0.33	3.19	<0.1	0.07	<0.1	<0.1	<0.1	<0.1	<0.1
	10/12/2017	4.9	<5	<5	<5	0.14	2.47	<0.1	<0.1	<0.1	<0.1	<0.1	<0.1	<0.1
	12/7/2017	3	<5	1	<5	0.17	0.105	<0.1	<0.1	<0.1	<0.1	<0.1	<0.1	<0.1
	6/27/2018	3.1	<2	<2	<2	0.22	<0.1	<0.1	<0.1	<0.1	<0.1	<0.1	<0.1	<0.1
	9/19/2018	2.9	<2	<2	<2	0.238	<0.1	<0.1	<0.1	<0.1	<0.1	<0.1	<0.1	<0.1
	12/3/2018	2.1	<2	<2	<2	0.171	<0.1 UJ	<0.1 BU	<0.1	<0.1	<0.1	<0.1	<0.1	<0.1
	3/6/2019	1.2	<2	<2	<2	0.149	<0.1	<0.1	<0.1	<0.1	<0.1	<0.2	<0.1	<0.1
UMW-300	3/9/2017	<2	<5	<5	<5	<0.1	<0.1	<0.1	<0.1	<0.1	<0.1	<0.1	<0.1	<0.1
	7/6/2017	<2	<5	<5	<5	<0.1	<0.1	<0.1	<0.1	<0.1	<0.1	<0.1	<0.1	<0.1
	10/10/2017	<2	<5	<5	<5	<0.1	<0.1	<0.1	<0.1	<0.1	<0.1	<0.1	<0.1	<0.1
	12/5/2017	<2	<5	<5	<5	<0.1	<0.1	<0.1	<0.1	<0.1	<0.1	<0.1	<0.1	<0.1
	6/26/2018	<0.5	<2	<2	<2	<0.1	<0.1	<0.1	<0.1	<0.1	<0.1	<0.1	<0.1	<0.1
	9/17/2018	<0.5	<2	<2	<2	<0.1	<0.1	<0.1	<0.1	<0.1	<0.1	<0.1	<0.1	<0.1
	12/3/2018	<0.5	<2	<2	<2	<0.1	<0.1 UJ	<0.1 BU	<0.1	<0.1	<0.1	<0.1	<0.1	<0.1
	3/5/2019	<0.5	<2	<2	<2	<0.1	<0.1	<0.1	<0.1	<0.1	<0.1	<0.2	<0.1	<0.1
UMW-301R	3/10/2017	<2	<5	<5	<5	2.74	2.96	<0.1	<0.1	<0.1	<0.1	<0.1	<0.1	<0.1
	7/7/2017	<2	<5	<5	<5	3.48	4	<0.1	<0.1	<0.1	<0.1	<0.1	<0.1	<0.1
	10/12/2017	<2	<5	<5	<5	2.41	2.77	<0.1	<0.1	<0.1	<0.1	<0.1	<0.1	<0.1
	12/7/2017	<2	<5	<5	<5	2.63	3.1	<0.1	<0.1	<0.1	<0.1	<0.1	<0.1	<0.1
	6/27/2018	<0.5	<2	<2	<2	4.11	4.88	<0.1	<0.1	<0.1	<0.1	<0.1	<0.1	<0.1
	9/19/2018	<0.5	<2	<2	<2	2.74	3.37	<0.1	<0.1	<0.1	<0.1	<0.1	<0.1	<0.1
	12/5/2018	<0.5	<2	<2	<2	3.49	4.25	<0.1	<0.1	<0.1	<0.1 UJ	<0.1	<0.1	<0.1
	3/6/2019	<0.5	<2	<2	<2	4.07	4.23	<0.1	<0.1	<0.1	<0.1	<0.2	<0.1	<0.1

TABLE 3
Analytical Results by Parameter
March 2017 to March 2019
Ameren - Champaign FMGP Site
Champaign, Illinois

Notes:
 Exceeds RO for Class I Groundwater Ingestion or Groundwater Indoor Inhalation
 Exceeds RO for Class II Groundwater Ingestion
Bold Exceeds RO for Groundwater Inhalation - Diffusion and Advection for Residential

Well ID	Date Sampled	Dibenzo(a,h)anthracene (µg/L)	Fluoranthene (µg/L)	Fluorene (µg/L)	Indeno(1,2,3-cd) pyrene (µg/L)	Naphthalene (µg/L)	Phenanthrene (µg/L)	Pyrene (µg/L)	Cyanide, total (mg/L)
UMW-122	8/27/2018	<0.1	<0.2	<0.1	<0.1	<0.2	<0.4	<0.1	0.031
	9/18/2018	<0.1	<0.2	<0.1	<0.1	<0.2	<0.4	<0.1	0.027
	12/4/2018	<0.1 BU	<0.2	<0.1	<0.1 BU	<0.2	<0.4	<0.2	0.028
	3/5/2019	<0.1	<0.2	<0.1	<0.1	<0.2	<0.4	<0.2	0.017
UMW-123	3/8/2017	<0.1	<0.1	<0.1	<0.1	<0.1	<0.1	<0.1	<0.005
	7/6/2017	<0.1	<0.1	<0.1	<0.1	<0.1	<0.1	<0.1	<0.005
	10/11/2017	<0.1	<0.1	<0.1	<0.1	<0.1	<0.1	<0.1	<0.005
	12/6/2017	<0.1	<0.1	<0.1	<0.1	0.11	<0.1	<0.1	<0.005
	6/26/2018	<0.1	<0.2	<0.1	<0.1	<0.2	<0.4	<0.1	<0.005
	9/18/2018	<0.1	<0.2	<0.1	<0.1	<0.2	<0.4	<0.1	<0.005
	12/4/2018	<0.1 BU	<0.2	<0.1	<0.1 BU	<0.2	<0.4	<0.2	<0.005
	3/5/2019	<0.1	<0.2	<0.1	<0.1	<0.2	<0.4	<0.2	<0.005
UMW-124	3/10/2017	<0.1	<0.1	0.17	<0.1	25	0.11	<0.1	0.005
	7/7/2017	<0.1	<0.1	0.31	<0.1	47.9	0.28	<0.1	0.01
	10/13/2017	<0.1	<0.1	0.17	<0.1	30.4	<0.1	<0.1	0.008
	12/7/2017	<0.1	<0.1	0.17	<0.1	45.4	0.21	<0.1	0.011
	6/25/2018	<0.1	<0.2	0.179	<0.1	44.9	<0.4	<0.1	0.010
	9/19/2018	<0.1	<0.2	0.142	<0.1	48.9	<0.4	<0.1	0.010
	12/5/2018	<0.1	<0.2	0.109	<0.1	<25.5 U	<0.4	<0.2	0.008
	3/6/2019	<0.1	<0.2	0.204	<0.1	65.2	<0.4	<0.2	0.011
UMW-125	3/9/2017	<0.1	<0.1	<0.1	<0.1	0.64	<0.1	<0.1	0.029
	7/6/2017	<0.1	<0.1	<0.1	<0.1	1.3	0.11	<0.1	0.029
	10/12/2017	<0.1	<0.1	<0.1	<0.1	3.19	0.31	<0.1	0.028
	12/8/2017	<0.1	<0.1	<0.1	<0.1	0.79	<0.1	<0.1	0.029
	6/27/2018	<0.1	<0.2	<0.1	<0.1	0.748	<0.4	<0.1	0.038
	9/19/2018	<0.1	<0.2	<0.1	<0.1	<1.02	<0.4	<0.1	0.048
	12/5/2018	<0.1 BU	<0.2	<0.1	<0.1 BU	<0.2	<0.4	<0.2	0.055
	3/6/2019	<0.1	<0.2	<0.1	<0.1	<0.2	<0.4	<0.2	0.041
UMW-126	3/10/2017	<0.1	<0.1	<0.1	<0.1	<0.1	<0.1	<0.1	<0.005
	7/7/2017	<0.1	<0.1	<0.1	<0.1	<0.1	<0.1	<0.1	0.004
	10/12/2017	<0.1	<0.1	<0.1	<0.1	<0.1	<0.1	<0.1	<0.005
	12/7/2017	<0.1	<0.1	<0.1	<0.1	0.29	<0.1	<0.1	0.005
	6/27/2018	<0.1	<0.2	<0.1	<0.1	<0.2	<0.4	<0.1	<0.005
	9/19/2018	<0.1	<0.2	<0.1	<0.1	<0.385	<0.4	<0.1	<0.005
	12/5/2018	<0.1	<0.2	<0.1	<0.1	<0.2	<0.4	<0.2	<0.005
	3/6/2019	<0.1	<0.2	<0.1	<0.1	<0.505 U	<0.4	<0.2	<0.005
UMW-127	3/9/2017	<0.1	<0.1	0.16	<0.1	1.64	0.2	<0.1	<0.005
	7/7/2017	<0.1	<0.1	0.27	<0.1	2.48	0.47	<0.1	<0.005
	10/12/2017	<0.1	<0.1	0.16	<0.1	1.84	0.4	<0.1	<0.005
	12/7/2017	<0.1	<0.1	0.15	<0.1	2.64	0.33	<0.1	<0.005
	6/27/2018	<0.1	<0.2	0.176	<0.1	1.92	0.449	<0.1	<0.005
	9/19/2018	<0.1	<0.2	0.17	<0.1	<2.20	0.451	<0.1	<0.005
	12/3/2018	<0.1	<0.2 BU	0.134	<0.1	<1.69 U	<0.4	<0.2 BU	<0.005
	3/6/2019	<0.1	<0.2	0.11	<0.1	<0.631 U	<0.4	<0.2	<0.005
UMW-300	3/9/2017	<0.1	<0.1	<0.1	<0.1	<0.1	<0.1	<0.1	<0.005
	7/6/2017	<0.1	<0.1	<0.1	<0.1	0.18	<0.1	<0.1	<0.005
	10/10/2017	<0.1	<0.1	<0.1	<0.1	<0.1	<0.1	<0.1	<0.005
	12/5/2017	<0.1	<0.1	<0.1	<0.1	<0.1	<0.1	<0.1	<0.005
	6/26/2018	<0.1	<0.2	<0.1	<0.1	<0.2	<0.4	<0.1	<0.005
	9/17/2018	<0.1	<0.2	<0.1	<0.1	<0.2	<0.4	<0.1	<0.005
	12/3/2018	<0.1	<0.2 BU	<0.1	<0.1	<0.2	<0.4	<0.2 BU	<0.005
	3/5/2019	<0.1	<0.2 BU	<0.1	<0.1	<0.2	<0.4	<0.2	<0.005
UMW-301R	3/10/2017	<0.1	<0.1	0.14	<0.1	<0.1	<0.1	<0.1	<0.005
	7/7/2017	<0.1	<0.1	0.16	<0.1	<0.1	<0.1	<0.1	<0.005
	10/12/2017	<0.1	<0.1	0.12	<0.1	<0.1	<0.1	<0.1	<0.005
	12/7/2017	<0.1	<0.1	0.11	<0.1	<0.1	<0.1	<0.1	<0.005
	6/27/2018	<0.1	<0.2	0.241	<0.1	0.294	<0.4	<0.1	<0.005
	9/19/2018	<0.1	<0.2	0.142	<0.1	0.238	<0.4	<0.1	<0.005
	12/5/2018	<0.1	<0.2	0.162	<0.1	<0.2	<0.4	<0.2	<0.005
	3/6/2019	<0.1	<0.2	0.237	<0.1	<0.2	<0.4	<0.2	<0.005

TABLE 3
Analytical Results by Parameter
March 2017 to March 2019
Ameren - Champaign FMGP Site
Champaign, Illinois

Notes:
 Exceeds RO for Class I Groundwater Ingestion or Groundwater Indoor Inhalation
 Exceeds RO for Class II Groundwater Ingestion
Bold Exceeds RO for Groundwater Inhalation - Diffusion and Advection for Residential

Well ID	Date Sampled	Benzene (µg/L)	Ethylbenzene (µg/L)	Toluene (µg/L)	Xylene, total (µg/L)	Acenaphthene (µg/L)	Acenaphthylene (µg/L)	Anthracene (µg/L)	Benzo(a) anthracene (µg/L)	Benzo(a) pyrene (µg/L)	Benzo(b) fluoranthene (µg/L)	Benzo(g,h,i) perylene (µg/L)	Benzo(k) fluoranthene (µg/L)	Chrysene (µg/L)
UMW-302	3/9/2017	<2	1.3	<5	<5	0.28	0.42	<0.1	<0.1	<0.1	<0.1	<0.1	<0.1	<0.1
	7/6/2017	238	582	<50	128	0.3	0.53	<0.1	<0.1	<0.1	<0.1	<0.1	<0.1	<0.1
	10/12/2017	348	628	<50	133	0.11	0.51	<0.1	<0.1	<0.1	<0.1	<0.1	<0.1	<0.1
	12/7/2017	502	771	<50	182	<0.1	<0.1	<0.1	<0.1	<0.1	<0.1	<0.1	<0.1	<0.1
	6/27/2018	407	703	<20.0	175	0.349	0.474	<0.1	<0.1	<0.1	<0.1	<0.1	<0.1	<0.1
	9/19/2018	409	751	<20.0	198	0.456	0.652	<0.1	<0.1	<0.1	<0.1	<0.1	<0.1	<0.1
	12/5/2018	511	886	<20.0	238	0.368	0.530	<0.1	<0.1	<0.1	<0.1 UJ	<0.1	<0.1	<0.1
3/6/2019	516	929	<20.0	247	0.469	0.593	<0.1	<0.1	<0.1	<0.1	<0.2	<0.1	<0.1	
UMW-303	3/8/2017	<2	<5	<5	<5	<0.1	<0.1	<0.1	<0.1	<0.1	<0.1	<0.1	<0.1	<0.1
	7/6/2017	<2	<5	<5	<5	<0.1	<0.1	<0.1	<0.1	<0.1	<0.1	<0.1	<0.1	<0.1
	10/11/2017	<2	<5	<5	<5	<0.1	<0.1	<0.1	<0.1	<0.1	<0.1	<0.1	<0.1	<0.1
	12/5/2017	<2	<5	<5	<5	<0.1	<0.1	<0.1	<0.1	<0.1	<0.1	<0.1	<0.1	<0.1
	6/25/2018	<0.5	<2	<2	<2	0.111	<0.1	<0.1	<0.1	<0.1	<0.1	<0.1	<0.1	<0.1
	9/18/2018	<0.5	<2	<2	<2	<0.1	<0.1	<0.1	<0.1	<0.1	<0.1	<0.1	<0.1	<0.1
	12/4/2018	<0.5	<2	<2	<2	<0.1	<0.1	<0.1	<0.1	<0.1	<0.1 UJ	<0.1	<0.1	<0.1
	3/5/2019	<0.5	<2	<2	<2	<0.1	<0.1	<0.1	<0.1 UJ	<0.1 UJ	<0.1 UJ	<0.2	<0.1 UJ	<0.1 UJ
UMW-304R	3/9/2017	<2	<5	<5	<5	0.91	1.82	<0.1	0.08	<0.1	<0.1	<0.1	<0.1	<0.1
	7/7/2017	<2	<5	<5	<5	0.82	1.87	<0.1	0.06	<0.1	<0.1	<0.1	<0.1	<0.1
	10/12/2017	<2	<5	<5	<5	0.71	1.4	<0.1	<0.1	<0.1	<0.1	<0.1	<0.1	<0.1
	12/8/2017	<2	<5	<5	<5	0.67	1.49	<0.1	<0.1	<0.1	<0.1	<0.1	<0.1	<0.1
	6/27/2018	<0.5	<2	<2	<2	0.486	1.08	<0.1	<0.1	<0.1	<0.1	<0.1	<0.1	<0.1
	9/19/2018	<0.5	<2	<2	<2	0.539	1.27	<0.1	<0.1	<0.1	<0.1	<0.1	<0.1	<0.1
	12/3/2018	<0.5	<2	<2	<2	0.550	1.39 J	<0.1 BU	<0.1	<0.1	<0.1	<0.1	<0.1	<0.1
3/6/2019	<0.5	<2	<2	<2	0.608	1.31	<0.1	<0.1	<0.1	<0.1	<0.2	<0.1	<0.1	
UMW-305	3/9/2017	<2	<5	<5	<5	<0.1	<0.1	<0.1	<0.1	<0.1	<0.1	<0.1	<0.1	<0.1
	7/6/2017	<2	<5	<5	<5	<0.1	<0.1	<0.1	<0.1	<0.1	<0.1	<0.1	<0.1	<0.1
	10/12/2017	<2	<5	<5	<5	<0.1	<0.1	<0.1	<0.1	<0.1	<0.1	<0.1	<0.1	<0.1
	12/6/2017	<2	<5	<5	<5	<0.1	<0.1	<0.1	<0.1	<0.1	<0.1	<0.1	<0.1	<0.1
	6/26/2018	<0.5	<2	<2	<2	<0.1	<0.1	<0.1	<0.1	<0.1	<0.1	<0.1	<0.1	<0.1
	9/18/2018	<0.5	<2	<2	<2	<0.1	<0.1	<0.1	<0.1	<0.1	<0.1	<0.1	<0.1	<0.1
	12/4/2018	< 0.5	<2	<2	<2	<0.1	<0.1	<0.1	<0.1 BU	<0.1 BU	<0.1 BU	<0.1 BU	<0.1 BU	<0.1 BU
3/6/2019	< 0.5	<2	<2	<2	<0.1	<0.1	<0.1	<0.1	<0.1	<0.1	<0.2	<0.1	<0.1	
UMW-306	3/9/2017	<2	<5	<5	<5	<0.1	<0.1	<0.1	<0.1	<0.1	<0.1	<0.1	<0.1	<0.1
	7/5/2017	<2	<5	<5	<5	<0.1	<0.1	<0.1	<0.1	<0.1	<0.1	<0.1	<0.1	<0.1
	10/11/2017	<2	<5	<5	<5	<0.1	<0.1	<0.1	<0.1	<0.1	<0.1	<0.1	<0.1	<0.1
	12/6/2017	<2	<5	<5	<5	<0.1	<0.1	<0.1	<0.1	<0.1	<0.1	<0.1	<0.1	<0.1
	6/26/2018	<0.5	<2	<2	<2	<0.1	<0.1	<0.1	<0.1	<0.1	<0.1	<0.1	<0.1	<0.1
	9/18/2018	<0.5	<2	<2	<2	<0.1	<0.1	<0.1	<0.1	<0.1	<0.1	<0.1	<0.1	<0.1
	12/4/2018	<0.5	<2	<2	<2	<0.1	<0.1	<0.1	<0.1	<0.1	<0.1 UJ	<0.1	<0.1	<0.1
3/6/2019	<0.5	<2	<2	<2	<0.1	<0.1	<0.1	<0.1	<0.1	<0.1	<0.2	<0.1	<0.1	
UMW-307	3/9/2017	<2	<5	<5	<5	<0.1	<0.1	<0.1	<0.1	<0.1	<0.1	<0.1	<0.1	<0.1
	7/5/2017	<2	<5	<5	<5	<0.1	<0.1	<0.1	0.06	<0.1	<0.1	<0.1	<0.1	<0.1
	10/11/2017	<2	<5	<5	<5	<0.1	<0.1	<0.1	<0.1	<0.1	<0.1	<0.1	<0.1	<0.1
	12/6/2017	<2	<5	<5	<5	<0.1	<0.1	<0.1	<0.1	<0.1	<0.1	<0.1	<0.1	<0.1
	6/26/2018	<0.5	<2	<2	<2	<0.1	<0.1	<0.1	<0.1	<0.1	<0.1	<0.1	<0.1	<0.1
	9/18/2018	<0.5	<2	<2	<2	<0.1	<0.1	<0.1	<0.1	<0.1	<0.1	<0.1	<0.1	<0.1
	12/4/2018	<0.5	<2	<2	<2	<0.1	<0.1	<0.1	<0.1	<0.1	<0.1 UJ	<0.1	<0.1	<0.1
3/6/2019	<0.5	<2	<2	<2	<0.1	<0.1	<0.1	<0.1	<0.1	<0.1	<0.2	<0.1	<0.1	
UMW-308	3/10/2017	<2	<5	<5	<5	<0.1	<0.1	<0.1	<0.1	<0.1	<0.1	<0.1	<0.1	<0.1
	7/7/2017	<2	<5	<5	<5	<0.1	<0.1	<0.1	<0.1	<0.1	<0.1	<0.1	<0.1	<0.1
	10/13/2017	<2	<5	<5	<5	<0.1	<0.1	<0.1	<0.1	<0.1	<0.1	<0.1	<0.1	<0.1
	12/7/2017	<2	<5	<5	<5	<0.1	<0.1	<0.1	<0.1	<0.1	<0.1	<0.1	<0.1	<0.1
	6/27/2018	<0.5	<2	<2	<2	<0.1	<0.1	<0.1	<0.1	<0.1	<0.1	<0.1	<0.1	<0.1
	9/19/2018	<0.5	<2	<2	<2	<0.1	<0.1	0.134	<0.1	<0.1	<0.1	<0.1	<0.1	<0.1
	12/4/2018	<0.5	<2	<2	<2	<0.1	<0.1	<0.1	<0.1	<0.1	<0.1 UJ	<0.1	<0.1	<0.1
3/6/2019	<0.5	<2	<2	<2	<0.1	<0.1	<0.1	<0.1	<0.1	<0.1	<0.2	<0.1	<0.1	

TABLE 3
Analytical Results by Parameter
March 2017 to March 2019
Ameren - Champaign FMGP Site
Champaign, Illinois

Notes:
 Exceeds RO for Class I Groundwater Ingestion or Groundwater Indoor Inhalation
 Exceeds RO for Class II Groundwater Ingestion
Bold Exceeds RO for Groundwater Inhalation - Diffusion and Advection for Residential

Well ID	Date Sampled	Dibenzo(a,h)anthracene (µg/L)	Fluoranthene (µg/L)	Fluorene (µg/L)	Indeno(1,2,3-cd) pyrene (µg/L)	Naphthalene (µg/L)	Phenanthrene (µg/L)	Pyrene (µg/L)	Cyanide, total (mg/L)
UMW-302	3/9/2017	<0.1	<0.1	<0.1	<0.1	1,690	<0.1	<0.1	0.189
	7/6/2017	<0.1	<0.1	<0.1	<0.1	1,940	<0.1	<0.1	0.119
	10/12/2017	<0.1	<0.1	<0.1	<0.1	2,290	<0.1	<0.1	0.117
	12/7/2017	<0.1	<0.1	<0.1	<0.1	2,050	<0.1	<0.1	0.067
	6/27/2018	<0.1	<0.2	<0.1	<0.1	1,960	<0.4	<0.1	0.091
	9/19/2018	<0.1	<0.2	<0.1	<0.1	3,530	<0.4	<0.1	0.113
	12/5/2018	<0.1	<0.2	<0.1	<0.1	<2200 U	<0.4	<0.2	0.134
3/6/2019	<0.1	<0.2	<0.1	<0.1	2,830	<0.4	<0.2	0.120	
UMW-303	3/8/2017	<0.1	<0.1	<0.1	<0.1	<0.1	<0.1	<0.1	<0.005
	7/6/2017	<0.1	<0.1	<0.1	<0.1	<0.1	<0.1	<0.1	<0.005
	10/11/2017	<0.1	<0.1	<0.1	<0.1	<0.1	<0.1	<0.1	<0.005
	12/5/2017	<0.1	<0.1	<0.1	<0.1	<0.1	<0.1	<0.1	<0.005
	6/25/2018	<0.1	<0.2	<0.1	<0.1	<0.2	<0.4	<0.1	<0.005
	9/18/2018	<0.1	<0.2	<0.1	<0.1	<0.2	<0.4	<0.1	<0.005
	12/4/2018	<0.1	<0.2	<0.1	<0.1	<1.88 U	<0.4	<0.2	<0.005
3/5/2019	<0.1 UJ	<0.2	<0.1	<0.1	<0.2	<0.4	<0.2 UJ	<0.005	
UMW-304R	3/9/2017	<0.1	<0.1	<0.1	<0.1	0.14	0.11	<0.1	<0.005
	7/7/2017	<0.1	<0.1	<0.1	<0.1	<0.1	<0.1	<0.1	<0.005
	10/12/2017	<0.1	<0.1	<0.1	<0.1	<0.1	<0.1	<0.1	0.007
	12/8/2017	<0.1	<0.1	<0.1	<0.1	0.64	<0.1	<0.1	<0.005
	6/27/2018	<0.1	<0.2	<0.1	<0.1	5.76	<0.4	<0.1	<0.005
	9/19/2018	<0.1	<0.2	<0.1	<0.1	<0.2	<0.4	<0.1	<0.005
	12/3/2018	<0.1	<0.2 BU	<0.1	<0.1	<0.2	<0.4	<0.2 BU	<0.005
3/6/2019	<0.1	<0.2	<0.1	<0.1	<1.06 U	<0.4	<0.2	<0.005	
UMW-305	3/9/2017	<0.1	<0.1	<0.1	<0.1	<0.1	<0.1	<0.1	0.007
	7/6/2017	<0.1	<0.1	<0.1	<0.1	<0.1	<0.1	<0.1	0.008
	10/12/2017	<0.1	<0.1	<0.1	<0.1	0.43	<0.1	<0.1	0.009
	12/6/2017	<0.1	<0.1	<0.1	<0.1	0.43	<0.1	<0.1	0.012
	6/26/2018	<0.1	<0.2	<0.1	<0.1	0.366	<0.4	<0.1	0.014
	9/18/2018	<0.1	<0.2	<0.1	<0.1	<0.2	<0.4	<0.1	0.012
	12/4/2018	<0.1 BU	<0.2	<0.1	<0.1 BU	<0.2	<0.4	<0.2	0.011
3/6/2019	<0.1	<0.2 UJ	<0.1	<0.1	<0.2	<0.4	<0.2	0.007	
UMW-306	3/9/2017	<0.1	<0.1	<0.1	<0.1	<0.1	<0.1	<0.1	0.036
	7/5/2017	<0.1	<0.1	<0.1	<0.1	<0.1	<0.1	<0.1	0.036
	10/11/2017	<0.1	<0.1	<0.1	<0.1	<0.1	<0.1	<0.1	0.033
	12/6/2017	<0.1	<0.1	<0.1	<0.1	<0.1	<0.1	<0.1	0.014
	6/26/2018	<0.1	<0.2	<0.1	<0.1	<0.2	<0.4	<0.1	0.018
	9/18/2018	<0.1	<0.2	<0.1	<0.1	<0.2	<0.4	<0.1	0.019
	12/4/2018	<0.1	<0.2 SU	<0.1	<0.1	<0.2	<0.4	<0.2 SU	0.014
3/6/2019	<0.1	<0.2	<0.1	<0.1	<0.2	<0.4	<0.2	0.014	
UMW-307	3/9/2017	<0.1	<0.1	<0.1	<0.1	<0.1	<0.1	<0.1	0.021
	7/5/2017	<0.1	<0.1	<0.1	<0.1	<0.1	<0.1	<0.1	0.028
	10/11/2017	<0.1	<0.1	<0.1	<0.1	<0.1	<0.1	<0.1	0.027
	12/6/2017	<0.1	<0.1	<0.1	<0.1	<0.1	<0.1	<0.1	0.043
	6/26/2018	<0.1	<0.2	<0.1	<0.1	<0.2	<0.4	<0.1	0.048
	9/18/2018	<0.1	<0.2	<0.1	<0.1	<0.2	<0.4	<0.1	0.053
	12/4/2018	<0.1	<0.2	<0.1	<0.1	<0.2	<0.4	<0.2	0.046
3/6/2019	<0.1	<0.2	<0.1	<0.1	<0.2	<0.4	<0.2	0.056	
UMW-308	3/10/2017	<0.1	<0.1	<0.1	<0.1	<0.1	<0.1	<0.1	0.025
	7/7/2017	<0.1	<0.1	<0.1	<0.1	<0.1	<0.1	<0.1	0.021
	10/13/2017	<0.1	<0.1	<0.1	<0.1	<0.1	<0.1	<0.1	0.02
	12/7/2017	<0.1	<0.1	<0.1	<0.1	<0.1	<0.1	<0.1	<0.005
	6/27/2018	<0.1	<0.2	<0.1	<0.1	<0.2	<0.4	<0.1	0.022
	9/19/2018	<0.1	<0.2	<0.1	<0.1	5	<0.4	0.107	0.018
	12/4/2018	<0.1	<0.2	<0.1	<0.1	<0.25 U	<0.4	<0.2	0.018
3/6/2019	<0.1	<0.2	<0.1	<0.1	<0.2	<0.4	<0.2	0.011	

Attachment 1

***Laboratory Analytical Report and
Data Validation Summary***

March 14, 2019

Greg Moore
ERM
2 CityPlace Drive, Suite 70
St. Louis, MO 63141
TEL: (314) 238-6162
FAX:



RE: Champaign GW

WorkOrder: 19030404

Dear Greg Moore:

TEKLAB, INC received 33 samples on 3/7/2019 1:50:00 PM for the analysis presented in the following report.

Samples are analyzed on an as received basis unless otherwise requested and documented. The sample results contained in this report relate only to the requested analytes of interest as directed on the chain of custody. NELAP accredited fields of testing are indicated by the letters NELAP under the Certification column. Unless otherwise documented within this report, Teklab Inc. analyzes samples utilizing the most current methods in compliance with 40CFR. All tests are performed in the Collinsville, IL laboratory unless otherwise noted in the Case Narrative.

All quality control criteria applicable to the test methods employed for this project have been satisfactorily met and are in accordance with NELAP except where noted. The following report shall not be reproduced, except in full, without the written approval of Teklab, Inc.

If you have any questions regarding these tests results, please feel free to call.

Sincerely,



Michael L. Austin
Project Manager
(618)344-1004 ex 16
MAustin@teklabinc.com



Report Contents

<http://www.teklabinc.com/>

Client: ERM

Work Order: 19030404

Client Project: Champaign GW

Report Date: 14-Mar-2019

This reporting package includes the following:

Cover Letter	1
Report Contents	2
Definitions	3
Case Narrative	4
Accreditations	5
Laboratory Results	6
Sample Summary	39
Dates Report	40
Quality Control Results	49
Receiving Check List	66
Chain of Custody	Appended

Client: ERM

Work Order: 19030404

Client Project: Champaign GW

Report Date: 14-Mar-2019

Abbr Definition

- * Analytes on report marked with an asterisk are not NELAP accredited
- CCV Continuing calibration verification is a check of a standard to determine the state of calibration of an instrument between recalibration.
- CRQL A Client Requested Quantitation Limit is a reporting limit that varies according to customer request. The CRQL may not be less than the MDL.
- DF Dilution factor is the dilution performed during analysis only and does not take into account any dilutions made during sample preparation. The reported result is final and includes all dilution factors.
- DNI Did not ignite
- DUP Laboratory duplicate is a replicate aliquot prepared under the same laboratory conditions and independently analyzed to obtain a measure of precision.
- ICV Initial calibration verification is a check of a standard to determine the state of calibration of an instrument before sample analysis is initiated.
- IDPH IL Dept. of Public Health
- LCS Laboratory control sample is a sample matrix, free from the analytes of interest, spiked with verified known amounts of analytes and analyzed exactly like a sample to establish intra-laboratory or analyst specific precision and bias or to assess the performance of all or a portion of the measurement system.
- LCSD Laboratory control sample duplicate is a replicate laboratory control sample that is prepared and analyzed in order to determine the precision of the approved test method. The acceptable recovery range is listed in the QC Package (provided upon request).
- MBLK Method blank is a sample of a matrix similar to the batch of associated sample (when available) that is free from the analytes of interest and is processed simultaneously with and under the same conditions as samples through all steps of the analytical procedures, and in which no target analytes or interferences should present at concentrations that impact the analytical results for sample analyses.
- MDL "The method detection limit is defined as the minimum measured concentration of a substance that can be reported with 99% confidence that the measured concentration is distinguishable from method blank results."
- MS Matrix spike is an aliquot of matrix fortified (spiked) with known quantities of specific analytes that is subjected to the entire analytical procedures in order to determine the effect of the matrix on an approved test method's recovery system. The acceptable recovery range is listed in the QC Package (provided upon request).
- MSD Matrix spike duplicate means a replicate matrix spike that is prepared and analyzed in order to determine the precision of the approved test method. The acceptable recovery range is listed in the QC Package (provided upon request).
- MW Molecular weight
- ND Not Detected at the Reporting Limit
- NELAP NELAP Accredited
- PQL Practical quantitation limit means the lowest level that can be reliably achieved within specified limits of precision and accuracy during routine laboratory operation conditions.
- RL The reporting limit the lowest level that the data is displayed in the final report. The reporting limit may vary according to customer request or sample dilution. The reporting limit may not be less than the MDL.
- RPD Relative percent difference is a calculated difference between two recoveries (ie. MS/MSD). The acceptable recovery limit is listed in the QC Package (provided upon request).
- SPK The spike is a known mass of target analyte added to a blank sample or sub-sample; used to determine recovery deficiency or for other quality control purposes.
- Surr Surrogates are compounds which are similar to the analytes of interest in chemical composition and behavior in the analytical process, but which are not normally found in environmental samples.
- TIC Tentatively identified compound: Analytes tentatively identified in the sample by using a library search. Only results not in the calibration standard will be reported as tentatively identified compounds. Results for tentatively identified compounds that are not present in the calibration standard, but are assigned a specific chemical name based upon the library search, are calculated using total peak areas from reconstructed ion chromatograms and a response factor of one. The nearest Internal Standard is used for the calculation. The results of any TICs must be considered estimated, and are flagged with a "T". If the estimated result is above the calibration range it is flagged "ET"
- TNTC Too numerous to count (> 200 CFU)

Qualifiers

- | | |
|---|--|
| # - Unknown hydrocarbon | B - Analyte detected in associated Method Blank |
| C - RL shown is a Client Requested Quantitation Limit | E - Value above quantitation range |
| H - Holding times exceeded | I - Associated internal standard was outside method criteria |
| J - Analyte detected below quantitation limits | M - Manual Integration used to determine area response |
| ND - Not Detected at the Reporting Limit | R - RPD outside accepted recovery limits |
| S - Spike Recovery outside recovery limits | T - TIC(Tentatively identified compound) |
| X - Value exceeds Maximum Contaminant Level | |



Case Narrative

<http://www.teklabinc.com/>

Client: ERM

Work Order: 19030404

Client Project: Champaign GW

Report Date: 14-Mar-2019

Cooler Receipt Temp: 2.02 °C

Locations

Collinsville

Address 5445 Horseshoe Lake Road
Collinsville, IL 62234-7425
Phone (618) 344-1004
Fax (618) 344-1005
Email jhriley@teklabinc.com

Collinsville Air

Address 5445 Horseshoe Lake Road
Collinsville, IL 62234-7425
Phone (618) 344-1004
Fax (618) 344-1005
Email EHurley@teklabinc.com

Springfield

Address 3920 Pintail Dr
Springfield, IL 62711-9415
Phone (217) 698-1004
Fax (217) 698-1005
Email KKlostermann@teklabinc.com

Chicago

Address 1319 Butterfield Rd.
Downers Grove, IL 60515
Phone (630) 324-6855
Fax
Email arenner@teklabinc.com

Kansas City

Address 8421 Nieman Road
Lenexa, KS 66214
Phone (913) 541-1998
Fax (913) 541-1998
Email jhriley@teklabinc.com



Accreditations

<http://www.teklabinc.com/>

Client: ERM

Work Order: 19030404

Client Project: Champaign GW

Report Date: 14-Mar-2019

State	Dept	Cert #	NELAP	Exp Date	Lab
Illinois	IEPA	100226	NELAP	1/31/2019	Collinsville
Kansas	KDHE	E-10374	NELAP	4/30/2019	Collinsville
Louisiana	LDEQ	166493	NELAP	6/30/2019	Collinsville
Louisiana	LDEQ	166578	NELAP	6/30/2019	Collinsville
Oklahoma	ODEQ	9978	NELAP	8/31/2019	Collinsville
Arkansas	ADEQ	88-0966		3/14/2020	Collinsville
Illinois	IDPH	17584		5/31/2019	Collinsville
Indiana	ISDH	C-IL-06		5/28/2019	Collinsville
Kentucky	KDEP	98006		12/31/2019	Collinsville
Kentucky	UST	0073		1/31/2019	Collinsville
Louisiana	LDPH	LA016		12/31/2019	Collinsville
Missouri	MDNR	930		1/31/2022	Collinsville
Missouri	MDNR	00930		5/31/2019	Collinsville
Tennessee	TDEC	04905		1/31/2019	Collinsville

Client: ERM
 Client Project: Champaign GW
 Lab ID: 19030404-001
 Matrix: GROUNDWATER

Work Order: 19030404
 Report Date: 14-Mar-2019
 Client Sample ID: UMW-102-WG-20190304
 Collection Date: 03/04/2019 16:00

Analyses	Certification	RL	Qual	Result	Units	DF	Date Analyzed	Batch
SW-846 9012A (TOTAL)								
Cyanide	NELAP	0.005		< 0.005	mg/L	1	03/11/2019 11:55	151002
SW-846 3005A, 6010B, METALS BY ICP (TOTAL)								
Arsenic	NELAP	0.0250		< 0.0250	mg/L	1	03/08/2019 18:47	151000
Barium	NELAP	0.0025		0.0663	mg/L	1	03/08/2019 18:47	151000
Cadmium	NELAP	0.0020		< 0.0020	mg/L	1	03/08/2019 18:47	151000
Chromium	NELAP	0.0050		< 0.0050	mg/L	1	03/08/2019 18:47	151000
Lead	NELAP	0.0075		< 0.0075	mg/L	1	03/08/2019 18:47	151000
Selenium	NELAP	0.0400		< 0.0400	mg/L	1	03/08/2019 18:47	151000
Silver	NELAP	0.0070		< 0.0070	mg/L	1	03/08/2019 18:47	151000
SW-846 7470A (TOTAL)								
Mercury	NELAP	0.00020		< 0.00020	mg/L	1	03/08/2019 9:00	151001
SW-846 3510C,8270C, SEMI-VOLATILE ORGANIC COMPOUNDS								
Acenaphthene	NELAP	0.000100		ND	mg/L	1	03/12/2019 9:42	151034
Acenaphthylene	NELAP	0.000100		0.000110	mg/L	1	03/12/2019 9:42	151034
Anthracene	NELAP	0.000100		ND	mg/L	1	03/12/2019 9:42	151034
Benzo(a)anthracene	NELAP	0.000100		ND	mg/L	1	03/12/2019 9:42	151034
Benzo(a)pyrene	NELAP	0.000100		ND	mg/L	1	03/12/2019 9:42	151034
Benzo(b)fluoranthene	NELAP	0.000100		ND	mg/L	1	03/12/2019 9:42	151034
Benzo(g,h,i)perylene	NELAP	0.000200		ND	mg/L	1	03/12/2019 9:42	151034
Benzo(k)fluoranthene	NELAP	0.000100		ND	mg/L	1	03/12/2019 9:42	151034
Chrysene	NELAP	0.000100		ND	mg/L	1	03/12/2019 9:42	151034
Dibenzo(a,h)anthracene	NELAP	0.000100		ND	mg/L	1	03/12/2019 9:42	151034
Fluoranthene	NELAP	0.000200		ND	mg/L	1	03/12/2019 9:42	151034
Fluorene	NELAP	0.000100		ND	mg/L	1	03/12/2019 9:42	151034
Indeno(1,2,3-cd)pyrene	NELAP	0.000100		0.000116	mg/L	1	03/12/2019 9:42	151034
Naphthalene	NELAP	0.000200		ND	mg/L	1	03/12/2019 9:42	151034
Phenanthrene	NELAP	0.000400		ND	mg/L	1	03/12/2019 9:42	151034
Pyrene	NELAP	0.000200		ND	mg/L	1	03/12/2019 9:42	151034
Surr: 2-Fluorobiphenyl	*	10-164		76.9	%REC	1	03/12/2019 9:42	151034
Surr: Nitrobenzene-d5	*	10.3-142		76.8	%REC	1	03/12/2019 9:42	151034
Surr: p-Terphenyl-d14	*	47.1-148		86.1	%REC	1	03/12/2019 9:42	151034
<i>Allowable Marginal Exceedance of Fluoranthene and Pyrene in the LCSD is verified per the TNI Standard.</i>								
SW-846 5030, 8260B, VOLATILE ORGANIC COMPOUNDS BY GC/MS								
Benzene	NELAP	0.5		ND	µg/L	1	03/08/2019 13:55	151025
Ethylbenzene	NELAP	2.0		ND	µg/L	1	03/08/2019 13:55	151025
Toluene	NELAP	2.0		ND	µg/L	1	03/08/2019 13:55	151025
Xylenes, Total	NELAP	2.0		ND	µg/L	1	03/08/2019 13:55	151025
Surr: 1,2-Dichloroethane-d4	*	79.6-118		102.1	%REC	1	03/08/2019 13:55	151025
Surr: 4-Bromofluorobenzene	*	83.9-115		99.8	%REC	1	03/08/2019 13:55	151025
Surr: Dibromofluoromethane	*	84.9-113		103.6	%REC	1	03/08/2019 13:55	151025
Surr: Toluene-d8	*	86.7-112		87.1	%REC	1	03/08/2019 13:55	151025

Client: ERM
 Client Project: Champaign GW
 Lab ID: 19030404-002
 Matrix: GROUNDWATER

Work Order: 19030404
 Report Date: 14-Mar-2019
 Client Sample ID: UMW-105-WG-20190306
 Collection Date: 03/06/2019 14:40

Analyses	Certification	RL	Qual	Result	Units	DF	Date Analyzed	Batch
SW-846 9012A (TOTAL)								
Cyanide	NELAP	0.005		0.045	mg/L	1	03/11/2019 12:12	151002
SW-846 3005A, 6010B, METALS BY ICP (TOTAL)								
Arsenic	NELAP	0.0250		< 0.0250	mg/L	1	03/08/2019 18:50	151000
Barium	NELAP	0.0025		0.0571	mg/L	1	03/08/2019 18:50	151000
Cadmium	NELAP	0.0020		< 0.0020	mg/L	1	03/08/2019 18:50	151000
Chromium	NELAP	0.0050		< 0.0050	mg/L	1	03/08/2019 18:50	151000
Lead	NELAP	0.0075		< 0.0075	mg/L	1	03/08/2019 18:50	151000
Selenium	NELAP	0.0400		< 0.0400	mg/L	1	03/08/2019 18:50	151000
Silver	NELAP	0.0070		< 0.0070	mg/L	1	03/08/2019 18:50	151000
SW-846 7470A (TOTAL)								
Mercury	NELAP	0.00020		< 0.00020	mg/L	1	03/08/2019 9:02	151001
SW-846 3510C,8270C, SEMI-VOLATILE ORGANIC COMPOUNDS								
Acenaphthene	NELAP	0.000100		ND	mg/L	1	03/12/2019 10:20	151034
Acenaphthylene	NELAP	0.000100		ND	mg/L	1	03/12/2019 10:20	151034
Anthracene	NELAP	0.000100		0.000135	mg/L	1	03/12/2019 10:20	151034
Benzo(a)anthracene	NELAP	0.000100		ND	mg/L	1	03/12/2019 10:20	151034
Benzo(a)pyrene	NELAP	0.000100		ND	mg/L	1	03/12/2019 10:20	151034
Benzo(b)fluoranthene	NELAP	0.000100		ND	mg/L	1	03/12/2019 10:20	151034
Benzo(g,h,i)perylene	NELAP	0.000200		ND	mg/L	1	03/12/2019 10:20	151034
Benzo(k)fluoranthene	NELAP	0.000100		ND	mg/L	1	03/12/2019 10:20	151034
Chrysene	NELAP	0.000100		ND	mg/L	1	03/12/2019 10:20	151034
Dibenzo(a,h)anthracene	NELAP	0.000100		ND	mg/L	1	03/12/2019 10:20	151034
Fluoranthene	NELAP	0.000200		ND	mg/L	1	03/12/2019 10:20	151034
Fluorene	NELAP	0.000100		ND	mg/L	1	03/12/2019 10:20	151034
Indeno(1,2,3-cd)pyrene	NELAP	0.000100		ND	mg/L	1	03/12/2019 10:20	151034
Naphthalene	NELAP	0.000200		ND	mg/L	1	03/12/2019 10:20	151034
Phenanthrene	NELAP	0.000400		ND	mg/L	1	03/12/2019 10:20	151034
Pyrene	NELAP	0.000200		ND	mg/L	1	03/12/2019 10:20	151034
Surr: 2-Fluorobiphenyl	*	10-164		81.0	%REC	1	03/12/2019 10:20	151034
Surr: Nitrobenzene-d5	*	10.3-142		78.5	%REC	1	03/12/2019 10:20	151034
Surr: p-Terphenyl-d14	*	47.1-148		90.8	%REC	1	03/12/2019 10:20	151034
<i>Allowable Marginal Exceedance of Fluoranthene and Pyrene in the LCSD is verified per the TNI Standard.</i>								
SW-846 5030, 8260B, VOLATILE ORGANIC COMPOUNDS BY GC/MS								
Benzene	NELAP	0.5		ND	µg/L	1	03/08/2019 14:22	151025
Ethylbenzene	NELAP	2.0		ND	µg/L	1	03/08/2019 14:22	151025
Toluene	NELAP	2.0		ND	µg/L	1	03/08/2019 14:22	151025
Xylenes, Total	NELAP	2.0		ND	µg/L	1	03/08/2019 14:22	151025
Surr: 1,2-Dichloroethane-d4	*	79.6-118		102.3	%REC	1	03/08/2019 14:22	151025
Surr: 4-Bromofluorobenzene	*	83.9-115		99.1	%REC	1	03/08/2019 14:22	151025
Surr: Dibromofluoromethane	*	84.9-113		102.0	%REC	1	03/08/2019 14:22	151025
Surr: Toluene-d8	*	86.7-112		94.3	%REC	1	03/08/2019 14:22	151025

Client: ERM
 Client Project: Champaign GW
 Lab ID: 19030404-003
 Matrix: GROUNDWATER

Work Order: 19030404
 Report Date: 14-Mar-2019
 Client Sample ID: UMW-106R-WG-20190305
 Collection Date: 03/05/2019 17:20

Analyses	Certification	RL	Qual	Result	Units	DF	Date Analyzed	Batch
SW-846 9012A (TOTAL)								
Cyanide	NELAP	0.005		0.014	mg/L	1	03/11/2019 12:16	151002
SW-846 3005A, 6010B, METALS BY ICP (TOTAL)								
Arsenic	NELAP	0.0250		< 0.0250	mg/L	1	03/08/2019 18:54	151000
Barium	NELAP	0.0025		0.0813	mg/L	1	03/08/2019 18:54	151000
Cadmium	NELAP	0.0020		< 0.0020	mg/L	1	03/08/2019 18:54	151000
Chromium	NELAP	0.0050		< 0.0050	mg/L	1	03/08/2019 18:54	151000
Lead	NELAP	0.0075		< 0.0075	mg/L	1	03/08/2019 18:54	151000
Selenium	NELAP	0.0400		< 0.0400	mg/L	1	03/08/2019 18:54	151000
Silver	NELAP	0.0070		< 0.0070	mg/L	1	03/08/2019 18:54	151000
SW-846 7470A (TOTAL)								
Mercury	NELAP	0.00020		< 0.00020	mg/L	1	03/08/2019 9:04	151001
SW-846 3510C,8270C, SEMI-VOLATILE ORGANIC COMPOUNDS								
Acenaphthene	NELAP	0.000100		ND	mg/L	1	03/12/2019 10:59	151034
Acenaphthylene	NELAP	0.000100		ND	mg/L	1	03/12/2019 10:59	151034
Anthracene	NELAP	0.000100		ND	mg/L	1	03/12/2019 10:59	151034
Benzo(a)anthracene	NELAP	0.000100		ND	mg/L	1	03/12/2019 10:59	151034
Benzo(a)pyrene	NELAP	0.000100		ND	mg/L	1	03/12/2019 10:59	151034
Benzo(b)fluoranthene	NELAP	0.000100		ND	mg/L	1	03/12/2019 10:59	151034
Benzo(g,h,i)perylene	NELAP	0.000200		ND	mg/L	1	03/12/2019 10:59	151034
Benzo(k)fluoranthene	NELAP	0.000100		ND	mg/L	1	03/12/2019 10:59	151034
Chrysene	NELAP	0.000100		ND	mg/L	1	03/12/2019 10:59	151034
Dibenzo(a,h)anthracene	NELAP	0.000100		ND	mg/L	1	03/12/2019 10:59	151034
Fluoranthene	NELAP	0.000200		ND	mg/L	1	03/12/2019 10:59	151034
Fluorene	NELAP	0.000100		ND	mg/L	1	03/12/2019 10:59	151034
Indeno(1,2,3-cd)pyrene	NELAP	0.000100		ND	mg/L	1	03/12/2019 10:59	151034
Naphthalene	NELAP	0.000200		ND	mg/L	1	03/12/2019 10:59	151034
Phenanthrene	NELAP	0.000400		ND	mg/L	1	03/12/2019 10:59	151034
Pyrene	NELAP	0.000200		ND	mg/L	1	03/12/2019 10:59	151034
Surr: 2-Fluorobiphenyl	*	10-164		80.4	%REC	1	03/12/2019 10:59	151034
Surr: Nitrobenzene-d5	*	10.3-142		80.8	%REC	1	03/12/2019 10:59	151034
Surr: p-Terphenyl-d14	*	47.1-148		103.2	%REC	1	03/12/2019 10:59	151034
<i>Allowable Marginal Exceedance of Fluoranthene and Pyrene in the LCSD is verified per the TNI Standard.</i>								
SW-846 5030, 8260B, VOLATILE ORGANIC COMPOUNDS BY GC/MS								
Benzene	NELAP	0.5		ND	µg/L	1	03/08/2019 14:48	151025
Ethylbenzene	NELAP	2.0		ND	µg/L	1	03/08/2019 14:48	151025
Toluene	NELAP	2.0		ND	µg/L	1	03/08/2019 14:48	151025
Xylenes, Total	NELAP	2.0		ND	µg/L	1	03/08/2019 14:48	151025
Surr: 1,2-Dichloroethane-d4	*	79.6-118		103.9	%REC	1	03/08/2019 14:48	151025
Surr: 4-Bromofluorobenzene	*	83.9-115		93.1	%REC	1	03/08/2019 14:48	151025
Surr: Dibromofluoromethane	*	84.9-113		102.1	%REC	1	03/08/2019 14:48	151025
Surr: Toluene-d8	*	86.7-112	S	63.6	%REC	1	03/08/2019 14:48	151025

Surrogate recovery is outside control limits due to matrix interference.

Client: ERM
 Client Project: Champaign GW
 Lab ID: 19030404-004
 Matrix: GROUNDWATER

Work Order: 19030404
 Report Date: 14-Mar-2019
 Client Sample ID: UMW-107R-WG-20190305
 Collection Date: 03/05/2019 18:00

Analyses	Certification	RL	Qual	Result	Units	DF	Date Analyzed	Batch
SW-846 9012A (TOTAL)								
Cyanide	NELAP	0.100		0.333	mg/L	20	03/11/2019 17:50	151030
SW-846 3005A, 6010B, METALS BY ICP (TOTAL)								
Arsenic	NELAP	0.0250		< 0.0250	mg/L	1	03/08/2019 19:34	151000
Barium	NELAP	0.0025		0.155	mg/L	1	03/08/2019 19:34	151000
Cadmium	NELAP	0.0020		< 0.0020	mg/L	1	03/08/2019 19:34	151000
Chromium	NELAP	0.0050		< 0.0050	mg/L	1	03/08/2019 19:34	151000
Lead	NELAP	0.0075		< 0.0075	mg/L	1	03/08/2019 19:34	151000
Selenium	NELAP	0.0400		< 0.0400	mg/L	1	03/08/2019 19:34	151000
Silver	NELAP	0.0070		< 0.0070	mg/L	1	03/08/2019 19:34	151000
SW-846 7470A (TOTAL)								
Mercury	NELAP	0.00020		< 0.00020	mg/L	1	03/08/2019 9:06	151001
SW-846 3510C,8270C, SEMI-VOLATILE ORGANIC COMPOUNDS								
Acenaphthene	NELAP	0.000100		ND	mg/L	1	03/12/2019 11:37	151034
Acenaphthylene	NELAP	0.000100		ND	mg/L	1	03/12/2019 11:37	151034
Anthracene	NELAP	0.000100		ND	mg/L	1	03/12/2019 11:37	151034
Benzo(a)anthracene	NELAP	0.000100		ND	mg/L	1	03/12/2019 11:37	151034
Benzo(a)pyrene	NELAP	0.000100		ND	mg/L	1	03/12/2019 11:37	151034
Benzo(b)fluoranthene	NELAP	0.000100		ND	mg/L	1	03/12/2019 11:37	151034
Benzo(g,h,i)perylene	NELAP	0.000200		ND	mg/L	1	03/12/2019 11:37	151034
Benzo(k)fluoranthene	NELAP	0.000100		ND	mg/L	1	03/12/2019 11:37	151034
Chrysene	NELAP	0.000100		ND	mg/L	1	03/12/2019 11:37	151034
Dibenzo(a,h)anthracene	NELAP	0.000100		ND	mg/L	1	03/12/2019 11:37	151034
Fluoranthene	NELAP	0.000200		ND	mg/L	1	03/12/2019 11:37	151034
Fluorene	NELAP	0.000100		ND	mg/L	1	03/12/2019 11:37	151034
Indeno(1,2,3-cd)pyrene	NELAP	0.000100		ND	mg/L	1	03/12/2019 11:37	151034
Naphthalene	NELAP	0.000200		ND	mg/L	1	03/12/2019 11:37	151034
Phenanthrene	NELAP	0.000400		ND	mg/L	1	03/12/2019 11:37	151034
Pyrene	NELAP	0.000200		ND	mg/L	1	03/12/2019 11:37	151034
Surr: 2-Fluorobiphenyl	*	10-164		64.6	%REC	1	03/12/2019 11:37	151034
Surr: Nitrobenzene-d5	*	10.3-142		66.5	%REC	1	03/12/2019 11:37	151034
Surr: p-Terphenyl-d14	*	47.1-148		71.1	%REC	1	03/12/2019 11:37	151034
<i>Allowable Marginal Exceedance of Fluoranthene and Pyrene in the LCSD is verified per the TNI Standard.</i>								
SW-846 5030, 8260B, VOLATILE ORGANIC COMPOUNDS BY GC/MS								
Benzene	NELAP	0.5		2.1	µg/L	1	03/08/2019 15:13	151025
Ethylbenzene	NELAP	2.0		ND	µg/L	1	03/08/2019 15:13	151025
Toluene	NELAP	2.0		ND	µg/L	1	03/08/2019 15:13	151025
Xylenes, Total	NELAP	2.0		ND	µg/L	1	03/08/2019 15:13	151025
Surr: 1,2-Dichloroethane-d4	*	79.6-118		98.6	%REC	1	03/08/2019 15:13	151025
Surr: 4-Bromofluorobenzene	*	83.9-115		99.7	%REC	1	03/08/2019 15:13	151025
Surr: Dibromofluoromethane	*	84.9-113		102.2	%REC	1	03/08/2019 15:13	151025
Surr: Toluene-d8	*	86.7-112		95.5	%REC	1	03/08/2019 15:13	151025

Client: ERM
 Client Project: Champaign GW
 Lab ID: 19030404-005
 Matrix: GROUNDWATER

Work Order: 19030404
 Report Date: 14-Mar-2019
 Client Sample ID: UMW-108-WG-20190305
 Collection Date: 03/05/2019 13:00

Analyses	Certification	RL	Qual	Result	Units	DF	Date Analyzed	Batch
SW-846 9012A (TOTAL)								
Cyanide	NELAP	0.005		0.027	mg/L	1	03/11/2019 12:29	151002
SW-846 3005A, 6010B, METALS BY ICP (TOTAL)								
Arsenic	NELAP	0.0250		< 0.0250	mg/L	1	03/08/2019 18:58	151000
Barium	NELAP	0.0025		0.140	mg/L	1	03/08/2019 18:58	151000
Cadmium	NELAP	0.0020		< 0.0020	mg/L	1	03/08/2019 18:58	151000
Chromium	NELAP	0.0050		< 0.0050	mg/L	1	03/08/2019 18:58	151000
Lead	NELAP	0.0075		< 0.0075	mg/L	1	03/08/2019 18:58	151000
Selenium	NELAP	0.0400		< 0.0400	mg/L	1	03/08/2019 18:58	151000
Silver	NELAP	0.0070		< 0.0070	mg/L	1	03/08/2019 18:58	151000
SW-846 7470A (TOTAL)								
Mercury	NELAP	0.00020		< 0.00020	mg/L	1	03/08/2019 9:09	151001
SW-846 3510C,8270C, SEMI-VOLATILE ORGANIC COMPOUNDS								
Acenaphthene	NELAP	0.000100		ND	mg/L	1	03/12/2019 12:16	151034
Acenaphthylene	NELAP	0.000100		ND	mg/L	1	03/12/2019 12:16	151034
Anthracene	NELAP	0.000100		ND	mg/L	1	03/12/2019 12:16	151034
Benzo(a)anthracene	NELAP	0.000100		ND	mg/L	1	03/12/2019 12:16	151034
Benzo(a)pyrene	NELAP	0.000100		ND	mg/L	1	03/12/2019 12:16	151034
Benzo(b)fluoranthene	NELAP	0.000100		ND	mg/L	1	03/12/2019 12:16	151034
Benzo(g,h,i)perylene	NELAP	0.000200		ND	mg/L	1	03/12/2019 12:16	151034
Benzo(k)fluoranthene	NELAP	0.000100		ND	mg/L	1	03/12/2019 12:16	151034
Chrysene	NELAP	0.000100		ND	mg/L	1	03/12/2019 12:16	151034
Dibenzo(a,h)anthracene	NELAP	0.000100		ND	mg/L	1	03/12/2019 12:16	151034
Fluoranthene	NELAP	0.000200		ND	mg/L	1	03/12/2019 12:16	151034
Fluorene	NELAP	0.000100		ND	mg/L	1	03/12/2019 12:16	151034
Indeno(1,2,3-cd)pyrene	NELAP	0.000100		ND	mg/L	1	03/12/2019 12:16	151034
Naphthalene	NELAP	0.000200		ND	mg/L	1	03/12/2019 12:16	151034
Phenanthrene	NELAP	0.000400		ND	mg/L	1	03/12/2019 12:16	151034
Pyrene	NELAP	0.000200		ND	mg/L	1	03/12/2019 12:16	151034
Surr: 2-Fluorobiphenyl	*	10-164		77.2	%REC	1	03/12/2019 12:16	151034
Surr: Nitrobenzene-d5	*	10.3-142		102.8	%REC	1	03/12/2019 12:16	151034
Surr: p-Terphenyl-d14	*	47.1-148		118.6	%REC	1	03/12/2019 12:16	151034
<i>Allowable Marginal Exceedance of Fluoranthene and Pyrene in the LCSD is verified per the TNI Standard.</i>								
SW-846 5030, 8260B, VOLATILE ORGANIC COMPOUNDS BY GC/MS								
Benzene	NELAP	0.5		ND	µg/L	1	03/08/2019 15:39	151025
Ethylbenzene	NELAP	2.0		ND	µg/L	1	03/08/2019 15:39	151025
Toluene	NELAP	2.0		ND	µg/L	1	03/08/2019 15:39	151025
Xylenes, Total	NELAP	2.0		ND	µg/L	1	03/08/2019 15:39	151025
Surr: 1,2-Dichloroethane-d4	*	79.6-118		103.3	%REC	1	03/08/2019 15:39	151025
Surr: 4-Bromofluorobenzene	*	83.9-115		99.0	%REC	1	03/08/2019 15:39	151025
Surr: Dibromofluoromethane	*	84.9-113		103.8	%REC	1	03/08/2019 15:39	151025
Surr: Toluene-d8	*	86.7-112	S	86.2	%REC	1	03/08/2019 15:39	151025

Surrogate recovery is outside control limits due to matrix interference.

Client: ERM
 Client Project: Champaign GW
 Lab ID: 19030404-006
 Matrix: GROUNDWATER

Work Order: 19030404
 Report Date: 14-Mar-2019
 Client Sample ID: UMW-109-WG-20190305
 Collection Date: 03/05/2019 11:45

Analyses	Certification	RL	Qual	Result	Units	DF	Date Analyzed	Batch
SW-846 9012A (TOTAL)								
Cyanide	NELAP	0.005		0.010	mg/L	1	03/11/2019 12:34	151002
SW-846 3005A, 6010B, METALS BY ICP (TOTAL)								
Arsenic	NELAP	0.0250		< 0.0250	mg/L	1	03/08/2019 19:45	151000
Barium	NELAP	0.0025		0.107	mg/L	1	03/08/2019 19:45	151000
Cadmium	NELAP	0.0020		< 0.0020	mg/L	1	03/08/2019 19:45	151000
Chromium	NELAP	0.0050		0.252	mg/L	1	03/08/2019 19:45	151000
Lead	NELAP	0.0075		< 0.0075	mg/L	1	03/08/2019 19:45	151000
Selenium	NELAP	0.0400		< 0.0400	mg/L	1	03/08/2019 19:45	151000
Silver	NELAP	0.0070		< 0.0070	mg/L	1	03/08/2019 19:45	151000
SW-846 7470A (TOTAL)								
Mercury	NELAP	0.00020		< 0.00020	mg/L	1	03/08/2019 9:11	151001
SW-846 3510C,8270C, SEMI-VOLATILE ORGANIC COMPOUNDS								
Acenaphthene	NELAP	0.000100		ND	mg/L	1	03/12/2019 4:35	151034
Acenaphthylene	NELAP	0.000100		ND	mg/L	1	03/12/2019 4:35	151034
Anthracene	NELAP	0.000100		ND	mg/L	1	03/12/2019 4:35	151034
Benzo(a)anthracene	NELAP	0.000100		ND	mg/L	1	03/12/2019 4:35	151034
Benzo(a)pyrene	NELAP	0.000100		ND	mg/L	1	03/12/2019 4:35	151034
Benzo(b)fluoranthene	NELAP	0.000100		ND	mg/L	1	03/12/2019 4:35	151034
Benzo(g,h,i)perylene	NELAP	0.000200		ND	mg/L	1	03/12/2019 4:35	151034
Benzo(k)fluoranthene	NELAP	0.000100		ND	mg/L	1	03/12/2019 4:35	151034
Chrysene	NELAP	0.000100		ND	mg/L	1	03/12/2019 4:35	151034
Dibenzo(a,h)anthracene	NELAP	0.000100		ND	mg/L	1	03/12/2019 4:35	151034
Fluoranthene	NELAP	0.000200		ND	mg/L	1	03/12/2019 4:35	151034
Fluorene	NELAP	0.000100		ND	mg/L	1	03/12/2019 4:35	151034
Indeno(1,2,3-cd)pyrene	NELAP	0.000100		ND	mg/L	1	03/12/2019 4:35	151034
Naphthalene	NELAP	0.000200		ND	mg/L	1	03/12/2019 4:35	151034
Phenanthrene	NELAP	0.000400		ND	mg/L	1	03/12/2019 4:35	151034
Pyrene	NELAP	0.000200		ND	mg/L	1	03/12/2019 4:35	151034
Surr: 2-Fluorobiphenyl	*	10-164		105.2	%REC	1	03/12/2019 4:35	151034
Surr: Nitrobenzene-d5	*	10.3-142		100.7	%REC	1	03/12/2019 4:35	151034
Surr: p-Terphenyl-d14	*	47.1-148		84.7	%REC	1	03/12/2019 4:35	151034
<i>Allowable Marginal Exceedance of Fluoranthene and Pyrene in the LCSD is verified per the TNI Standard.</i>								
SW-846 5030, 8260B, VOLATILE ORGANIC COMPOUNDS BY GC/MS								
Benzene	NELAP	0.5		ND	µg/L	1	03/08/2019 16:05	151025
Ethylbenzene	NELAP	2.0		ND	µg/L	1	03/08/2019 16:05	151025
Toluene	NELAP	2.0		ND	µg/L	1	03/08/2019 16:05	151025
Xylenes, Total	NELAP	2.0		ND	µg/L	1	03/08/2019 16:05	151025
Surr: 1,2-Dichloroethane-d4	*	79.6-118		102.5	%REC	1	03/08/2019 16:05	151025
Surr: 4-Bromofluorobenzene	*	83.9-115		98.5	%REC	1	03/08/2019 16:05	151025
Surr: Dibromofluoromethane	*	84.9-113		103.4	%REC	1	03/08/2019 16:05	151025
Surr: Toluene-d8	*	86.7-112	S	84.6	%REC	1	03/08/2019 16:05	151025

Surrogate recovery is outside control limits due to matrix interference.

Client: ERM
 Client Project: Champaign GW
 Lab ID: 19030404-007
 Matrix: GROUNDWATER

Work Order: 19030404
 Report Date: 14-Mar-2019
 Client Sample ID: UMW-111A-WG-20190305
 Collection Date: 03/05/2019 10:30

Analyses	Certification	RL	Qual	Result	Units	DF	Date Analyzed	Batch
SW-846 9012A (TOTAL)								
Cyanide	NELAP	0.005		< 0.005	mg/L	1	03/11/2019 13:00	151002
SW-846 3005A, 6010B, METALS BY ICP (TOTAL)								
Arsenic	NELAP	0.0250		< 0.0250	mg/L	1	03/08/2019 19:49	151000
Barium	NELAP	0.0025		0.0519	mg/L	1	03/08/2019 19:49	151000
Cadmium	NELAP	0.0020		< 0.0020	mg/L	1	03/08/2019 19:49	151000
Chromium	NELAP	0.0050		< 0.0050	mg/L	1	03/08/2019 19:49	151000
Lead	NELAP	0.0075		< 0.0075	mg/L	1	03/08/2019 19:49	151000
Selenium	NELAP	0.0400		< 0.0400	mg/L	1	03/08/2019 19:49	151000
Silver	NELAP	0.0070		< 0.0070	mg/L	1	03/08/2019 19:49	151000
SW-846 7470A (TOTAL)								
Mercury	NELAP	0.00020		< 0.00020	mg/L	1	03/08/2019 9:22	151001
SW-846 3510C,8270C, SEMI-VOLATILE ORGANIC COMPOUNDS								
Acenaphthene	NELAP	0.000100		ND	mg/L	1	03/12/2019 12:55	151034
Acenaphthylene	NELAP	0.000100		ND	mg/L	1	03/12/2019 12:55	151034
Anthracene	NELAP	0.000100		ND	mg/L	1	03/12/2019 12:55	151034
Benzo(a)anthracene	NELAP	0.000100		ND	mg/L	1	03/12/2019 12:55	151034
Benzo(a)pyrene	NELAP	0.000100		ND	mg/L	1	03/12/2019 12:55	151034
Benzo(b)fluoranthene	NELAP	0.000100		ND	mg/L	1	03/12/2019 12:55	151034
Benzo(g,h,i)perylene	NELAP	0.000200		ND	mg/L	1	03/12/2019 12:55	151034
Benzo(k)fluoranthene	NELAP	0.000100		ND	mg/L	1	03/12/2019 12:55	151034
Chrysene	NELAP	0.000100		ND	mg/L	1	03/12/2019 12:55	151034
Dibenzo(a,h)anthracene	NELAP	0.000100		ND	mg/L	1	03/12/2019 12:55	151034
Fluoranthene	NELAP	0.000200		ND	mg/L	1	03/12/2019 12:55	151034
Fluorene	NELAP	0.000100		ND	mg/L	1	03/12/2019 12:55	151034
Indeno(1,2,3-cd)pyrene	NELAP	0.000100		ND	mg/L	1	03/12/2019 12:55	151034
Naphthalene	NELAP	0.000200		ND	mg/L	1	03/12/2019 12:55	151034
Phenanthrene	NELAP	0.000400		ND	mg/L	1	03/12/2019 12:55	151034
Pyrene	NELAP	0.000200		ND	mg/L	1	03/12/2019 12:55	151034
Surr: 2-Fluorobiphenyl	*	10-164		84.4	%REC	1	03/12/2019 12:55	151034
Surr: Nitrobenzene-d5	*	10.3-142		88.3	%REC	1	03/12/2019 12:55	151034
Surr: p-Terphenyl-d14	*	47.1-148		93.9	%REC	1	03/12/2019 12:55	151034
<i>Allowable Marginal Exceedance of Fluoranthene and Pyrene in the LCSD is verified per the TNI Standard.</i>								
SW-846 5030, 8260B, VOLATILE ORGANIC COMPOUNDS BY GC/MS								
Benzene	NELAP	0.5		ND	µg/L	1	03/08/2019 16:30	151025
Ethylbenzene	NELAP	2.0		ND	µg/L	1	03/08/2019 16:30	151025
Toluene	NELAP	2.0		ND	µg/L	1	03/08/2019 16:30	151025
Xylenes, Total	NELAP	2.0		ND	µg/L	1	03/08/2019 16:30	151025
Surr: 1,2-Dichloroethane-d4	*	79.6-118		104.1	%REC	1	03/08/2019 16:30	151025
Surr: 4-Bromofluorobenzene	*	83.9-115		87.2	%REC	1	03/08/2019 16:30	151025
Surr: Dibromofluoromethane	*	84.9-113		103.3	%REC	1	03/08/2019 16:30	151025
Surr: Toluene-d8	*	86.7-112	S	76.6	%REC	1	03/08/2019 16:30	151025

Surrogate recovery is outside control limits due to matrix interference.

Client: ERM
 Client Project: Champaign GW
 Lab ID: 19030404-008
 Matrix: GROUNDWATER

Work Order: 19030404
 Report Date: 14-Mar-2019
 Client Sample ID: UMW-116-WG-20190305
 Collection Date: 03/05/2019 15:50

Analyses	Certification	RL	Qual	Result	Units	DF	Date Analyzed	Batch
SW-846 9012A (TOTAL)								
Cyanide	NELAP	0.005		< 0.005	mg/L	1	03/11/2019 13:04	151002
SW-846 3005A, 6010B, METALS BY ICP (TOTAL)								
Arsenic	NELAP	0.0250		< 0.0250	mg/L	1	03/08/2019 20:04	151000
Barium	NELAP	0.0025		0.0821	mg/L	1	03/08/2019 20:04	151000
Cadmium	NELAP	0.0020		< 0.0020	mg/L	1	03/08/2019 20:04	151000
Chromium	NELAP	0.0050		0.0633	mg/L	1	03/08/2019 20:04	151000
Lead	NELAP	0.0075		< 0.0075	mg/L	1	03/08/2019 20:04	151000
Selenium	NELAP	0.0400		< 0.0400	mg/L	1	03/08/2019 20:04	151000
Silver	NELAP	0.0070		< 0.0070	mg/L	1	03/08/2019 20:04	151000
SW-846 7470A (TOTAL)								
Mercury	NELAP	0.00020		< 0.00020	mg/L	1	03/08/2019 9:25	151001
SW-846 3510C,8270C, SEMI-VOLATILE ORGANIC COMPOUNDS								
Acenaphthene	NELAP	0.000100		ND	mg/L	1	03/12/2019 13:33	151034
Acenaphthylene	NELAP	0.000100		ND	mg/L	1	03/12/2019 13:33	151034
Anthracene	NELAP	0.000100		ND	mg/L	1	03/12/2019 13:33	151034
Benzo(a)anthracene	NELAP	0.000100		ND	mg/L	1	03/12/2019 13:33	151034
Benzo(a)pyrene	NELAP	0.000100		ND	mg/L	1	03/12/2019 13:33	151034
Benzo(b)fluoranthene	NELAP	0.000100		ND	mg/L	1	03/12/2019 13:33	151034
Benzo(g,h,i)perylene	NELAP	0.000200		ND	mg/L	1	03/12/2019 13:33	151034
Benzo(k)fluoranthene	NELAP	0.000100		ND	mg/L	1	03/12/2019 13:33	151034
Chrysene	NELAP	0.000100		ND	mg/L	1	03/12/2019 13:33	151034
Dibenzo(a,h)anthracene	NELAP	0.000100		ND	mg/L	1	03/12/2019 13:33	151034
Fluoranthene	NELAP	0.000200		ND	mg/L	1	03/12/2019 13:33	151034
Fluorene	NELAP	0.000100		ND	mg/L	1	03/12/2019 13:33	151034
Indeno(1,2,3-cd)pyrene	NELAP	0.000100		ND	mg/L	1	03/12/2019 13:33	151034
Naphthalene	NELAP	0.000200		ND	mg/L	1	03/12/2019 13:33	151034
Phenanthrene	NELAP	0.000400		ND	mg/L	1	03/12/2019 13:33	151034
Pyrene	NELAP	0.000200		ND	mg/L	1	03/12/2019 13:33	151034
Surr: 2-Fluorobiphenyl	*	10-164		83.1	%REC	1	03/12/2019 13:33	151034
Surr: Nitrobenzene-d5	*	10.3-142		85.6	%REC	1	03/12/2019 13:33	151034
Surr: p-Terphenyl-d14	*	47.1-148		114.4	%REC	1	03/12/2019 13:33	151034
<i>Allowable Marginal Exceedance of Fluoranthene and Pyrene in the LCSD is verified per the TNI Standard.</i>								
SW-846 5030, 8260B, VOLATILE ORGANIC COMPOUNDS BY GC/MS								
Benzene	NELAP	0.5		ND	µg/L	1	03/08/2019 16:55	151025
Ethylbenzene	NELAP	2.0		ND	µg/L	1	03/08/2019 16:55	151025
Toluene	NELAP	2.0		ND	µg/L	1	03/08/2019 16:55	151025
Xylenes, Total	NELAP	2.0		ND	µg/L	1	03/08/2019 16:55	151025
Surr: 1,2-Dichloroethane-d4	*	79.6-118		96.1	%REC	1	03/08/2019 16:55	151025
Surr: 4-Bromofluorobenzene	*	83.9-115		101.8	%REC	1	03/08/2019 16:55	151025
Surr: Dibromofluoromethane	*	84.9-113		101.6	%REC	1	03/08/2019 16:55	151025
Surr: Toluene-d8	*	86.7-112		93.6	%REC	1	03/08/2019 16:55	151025

Client: ERM
 Client Project: Champaign GW
 Lab ID: 19030404-009
 Matrix: GROUNDWATER

Work Order: 19030404
 Report Date: 14-Mar-2019
 Client Sample ID: UMW-117-WG-20190305
 Collection Date: 03/05/2019 15:10

Analyses	Certification	RL	Qual	Result	Units	DF	Date Analyzed	Batch
SW-846 9012A (TOTAL)								
Cyanide	NELAP	0.005		< 0.005	mg/L	1	03/11/2019 13:08	151002
SW-846 3005A, 6010B, METALS BY ICP (TOTAL)								
Arsenic	NELAP	0.0250		< 0.0250	mg/L	1	03/08/2019 20:07	151000
Barium	NELAP	0.0025		0.137	mg/L	1	03/08/2019 20:07	151000
Cadmium	NELAP	0.0020		< 0.0020	mg/L	1	03/08/2019 20:07	151000
Chromium	NELAP	0.0050		< 0.0050	mg/L	1	03/08/2019 20:07	151000
Lead	NELAP	0.0075		< 0.0075	mg/L	1	03/08/2019 20:07	151000
Selenium	NELAP	0.0400		< 0.0400	mg/L	1	03/08/2019 20:07	151000
Silver	NELAP	0.0070		< 0.0070	mg/L	1	03/08/2019 20:07	151000
SW-846 7470A (TOTAL)								
Mercury	NELAP	0.00020		< 0.00020	mg/L	1	03/08/2019 9:27	151001
SW-846 3510C,8270C, SEMI-VOLATILE ORGANIC COMPOUNDS								
Acenaphthene	NELAP	0.000100		ND	mg/L	1	03/12/2019 14:11	151034
Acenaphthylene	NELAP	0.000100		ND	mg/L	1	03/12/2019 14:11	151034
Anthracene	NELAP	0.000100		ND	mg/L	1	03/12/2019 14:11	151034
Benzo(a)anthracene	NELAP	0.000100		ND	mg/L	1	03/12/2019 14:11	151034
Benzo(a)pyrene	NELAP	0.000100		ND	mg/L	1	03/12/2019 14:11	151034
Benzo(b)fluoranthene	NELAP	0.000100		ND	mg/L	1	03/12/2019 14:11	151034
Benzo(g,h,i)perylene	NELAP	0.000200		ND	mg/L	1	03/12/2019 14:11	151034
Benzo(k)fluoranthene	NELAP	0.000100		ND	mg/L	1	03/12/2019 14:11	151034
Chrysene	NELAP	0.000100		ND	mg/L	1	03/12/2019 14:11	151034
Dibenzo(a,h)anthracene	NELAP	0.000100		0.000102	mg/L	1	03/12/2019 14:11	151034
Fluoranthene	NELAP	0.000200		ND	mg/L	1	03/12/2019 14:11	151034
Fluorene	NELAP	0.000100		ND	mg/L	1	03/12/2019 14:11	151034
Indeno(1,2,3-cd)pyrene	NELAP	0.000100		ND	mg/L	1	03/12/2019 14:11	151034
Naphthalene	NELAP	0.000200		ND	mg/L	1	03/12/2019 14:11	151034
Phenanthrene	NELAP	0.000400		ND	mg/L	1	03/12/2019 14:11	151034
Pyrene	NELAP	0.000200		ND	mg/L	1	03/12/2019 14:11	151034
Surr: 2-Fluorobiphenyl	*	10-164		79.2	%REC	1	03/12/2019 14:11	151034
Surr: Nitrobenzene-d5	*	10.3-142		84.1	%REC	1	03/12/2019 14:11	151034
Surr: p-Terphenyl-d14	*	47.1-148		81.6	%REC	1	03/12/2019 14:11	151034
<i>Allowable Marginal Exceedance of Fluoranthene and Pyrene in the LCSD is verified per the TNI Standard.</i>								
SW-846 5030, 8260B, VOLATILE ORGANIC COMPOUNDS BY GC/MS								
Benzene	NELAP	0.5		ND	µg/L	1	03/08/2019 17:21	151025
Ethylbenzene	NELAP	2.0		ND	µg/L	1	03/08/2019 17:21	151025
Toluene	NELAP	2.0		ND	µg/L	1	03/08/2019 17:21	151025
Xylenes, Total	NELAP	2.0		ND	µg/L	1	03/08/2019 17:21	151025
Surr: 1,2-Dichloroethane-d4	*	79.6-118		97.8	%REC	1	03/08/2019 17:21	151025
Surr: 4-Bromofluorobenzene	*	83.9-115		98.1	%REC	1	03/08/2019 17:21	151025
Surr: Dibromofluoromethane	*	84.9-113		101.0	%REC	1	03/08/2019 17:21	151025
Surr: Toluene-d8	*	86.7-112		95.2	%REC	1	03/08/2019 17:21	151025

Client: ERM
 Client Project: Champaign GW
 Lab ID: 19030404-010
 Matrix: GROUNDWATER

Work Order: 19030404
 Report Date: 14-Mar-2019
 Client Sample ID: UMW-118-WG-20190305
 Collection Date: 03/05/2019 13:40

Analyses	Certification	RL	Qual	Result	Units	DF	Date Analyzed	Batch
SW-846 9012A (TOTAL)								
Cyanide	NELAP	0.005		0.028	mg/L	1	03/11/2019 13:13	151002
SW-846 3005A, 6010B, METALS BY ICP (TOTAL)								
Arsenic	NELAP	0.0250		< 0.0250	mg/L	1	03/08/2019 20:11	151000
Barium	NELAP	0.0025		0.116	mg/L	1	03/08/2019 20:11	151000
Cadmium	NELAP	0.0020		< 0.0020	mg/L	1	03/08/2019 20:11	151000
Chromium	NELAP	0.0050		< 0.0050	mg/L	1	03/08/2019 20:11	151000
Lead	NELAP	0.0075		< 0.0075	mg/L	1	03/08/2019 20:11	151000
Selenium	NELAP	0.0400		< 0.0400	mg/L	1	03/08/2019 20:11	151000
Silver	NELAP	0.0070		< 0.0070	mg/L	1	03/08/2019 20:11	151000
SW-846 7470A (TOTAL)								
Mercury	NELAP	0.00020		< 0.00020	mg/L	1	03/08/2019 9:29	151001
SW-846 3510C,8270C, SEMI-VOLATILE ORGANIC COMPOUNDS								
Acenaphthene	NELAP	0.000100		ND	mg/L	1	03/12/2019 14:49	151034
Acenaphthylene	NELAP	0.000100		ND	mg/L	1	03/12/2019 14:49	151034
Anthracene	NELAP	0.000100		ND	mg/L	1	03/12/2019 14:49	151034
Benzo(a)anthracene	NELAP	0.000100		ND	mg/L	1	03/12/2019 14:49	151034
Benzo(a)pyrene	NELAP	0.000100		ND	mg/L	1	03/12/2019 14:49	151034
Benzo(b)fluoranthene	NELAP	0.000100		ND	mg/L	1	03/12/2019 14:49	151034
Benzo(g,h,i)perylene	NELAP	0.000200		ND	mg/L	1	03/12/2019 14:49	151034
Benzo(k)fluoranthene	NELAP	0.000100		ND	mg/L	1	03/12/2019 14:49	151034
Chrysene	NELAP	0.000100		ND	mg/L	1	03/12/2019 14:49	151034
Dibenzo(a,h)anthracene	NELAP	0.000100		ND	mg/L	1	03/12/2019 14:49	151034
Fluoranthene	NELAP	0.000200		ND	mg/L	1	03/12/2019 14:49	151034
Fluorene	NELAP	0.000100		ND	mg/L	1	03/12/2019 14:49	151034
Indeno(1,2,3-cd)pyrene	NELAP	0.000100		ND	mg/L	1	03/12/2019 14:49	151034
Naphthalene	NELAP	0.000200		ND	mg/L	1	03/12/2019 14:49	151034
Phenanthrene	NELAP	0.000400		ND	mg/L	1	03/12/2019 14:49	151034
Pyrene	NELAP	0.000200		ND	mg/L	1	03/12/2019 14:49	151034
Surr: 2-Fluorobiphenyl	*	10-164		82.2	%REC	1	03/12/2019 14:49	151034
Surr: Nitrobenzene-d5	*	10.3-142		88.1	%REC	1	03/12/2019 14:49	151034
Surr: p-Terphenyl-d14	*	47.1-148		89.1	%REC	1	03/12/2019 14:49	151034
<i>Allowable Marginal Exceedance of Fluoranthene and Pyrene in the LCSD is verified per the TNI Standard.</i>								
SW-846 5030, 8260B, VOLATILE ORGANIC COMPOUNDS BY GC/MS								
Benzene	NELAP	0.5		ND	µg/L	1	03/08/2019 17:47	151025
Ethylbenzene	NELAP	2.0		ND	µg/L	1	03/08/2019 17:47	151025
Toluene	NELAP	2.0		ND	µg/L	1	03/08/2019 17:47	151025
Xylenes, Total	NELAP	2.0		ND	µg/L	1	03/08/2019 17:47	151025
Surr: 1,2-Dichloroethane-d4	*	79.6-118		103.0	%REC	1	03/08/2019 17:47	151025
Surr: 4-Bromofluorobenzene	*	83.9-115	S	116.0	%REC	1	03/08/2019 17:47	151025
Surr: Dibromofluoromethane	*	84.9-113		103.9	%REC	1	03/08/2019 17:47	151025
Surr: Toluene-d8	*	86.7-112		111.3	%REC	1	03/08/2019 17:47	151025

Surrogate recovery is outside control limits due to matrix interference.

Client: ERM
 Client Project: Champaign GW
 Lab ID: 19030404-011
 Matrix: GROUNDWATER

Work Order: 19030404
 Report Date: 14-Mar-2019
 Client Sample ID: UMW-119-WG-20190305
 Collection Date: 03/05/2019 9:20

Analyses	Certification	RL	Qual	Result	Units	DF	Date Analyzed	Batch
SW-846 9012A (TOTAL)								
Cyanide	NELAP	0.005		0.031	mg/L	1	03/11/2019 13:21	151002
SW-846 3005A, 6010B, METALS BY ICP (TOTAL)								
Arsenic	NELAP	0.0250		< 0.0250	mg/L	1	03/08/2019 20:15	151000
Barium	NELAP	0.0025		0.0950	mg/L	1	03/08/2019 20:15	151000
Cadmium	NELAP	0.0020		< 0.0020	mg/L	1	03/08/2019 20:15	151000
Chromium	NELAP	0.0050		< 0.0050	mg/L	1	03/08/2019 20:15	151000
Lead	NELAP	0.0075		< 0.0075	mg/L	1	03/08/2019 20:15	151000
Selenium	NELAP	0.0400		< 0.0400	mg/L	1	03/08/2019 20:15	151000
Silver	NELAP	0.0070		< 0.0070	mg/L	1	03/08/2019 20:15	151000
SW-846 7470A (TOTAL)								
Mercury	NELAP	0.00020		< 0.00020	mg/L	1	03/08/2019 9:31	151001
SW-846 3510C,8270C, SEMI-VOLATILE ORGANIC COMPOUNDS								
Acenaphthene	NELAP	0.000100		ND	mg/L	1	03/12/2019 15:28	151034
Acenaphthylene	NELAP	0.000100		ND	mg/L	1	03/12/2019 15:28	151034
Anthracene	NELAP	0.000100		0.000144	mg/L	1	03/12/2019 15:28	151034
Benzo(a)anthracene	NELAP	0.000100		ND	mg/L	1	03/12/2019 15:28	151034
Benzo(a)pyrene	NELAP	0.000100		ND	mg/L	1	03/12/2019 15:28	151034
Benzo(b)fluoranthene	NELAP	0.000100		ND	mg/L	1	03/12/2019 15:28	151034
Benzo(g,h,i)perylene	NELAP	0.000200		ND	mg/L	1	03/12/2019 15:28	151034
Benzo(k)fluoranthene	NELAP	0.000100		ND	mg/L	1	03/12/2019 15:28	151034
Chrysene	NELAP	0.000100		ND	mg/L	1	03/12/2019 15:28	151034
Dibenzo(a,h)anthracene	NELAP	0.000100		ND	mg/L	1	03/12/2019 15:28	151034
Fluoranthene	NELAP	0.000200		ND	mg/L	1	03/12/2019 15:28	151034
Fluorene	NELAP	0.000100		ND	mg/L	1	03/12/2019 15:28	151034
Indeno(1,2,3-cd)pyrene	NELAP	0.000100		ND	mg/L	1	03/12/2019 15:28	151034
Naphthalene	NELAP	0.000200		ND	mg/L	1	03/12/2019 15:28	151034
Phenanthrene	NELAP	0.000400		ND	mg/L	1	03/12/2019 15:28	151034
Pyrene	NELAP	0.000200		ND	mg/L	1	03/12/2019 15:28	151034
Surr: 2-Fluorobiphenyl	*	10-164		78.8	%REC	1	03/12/2019 15:28	151034
Surr: Nitrobenzene-d5	*	10.3-142		82.4	%REC	1	03/12/2019 15:28	151034
Surr: p-Terphenyl-d14	*	47.1-148		69.2	%REC	1	03/12/2019 15:28	151034
<i>Allowable Marginal Exceedance of Fluoranthene and Pyrene in the LCSD is verified per the TNI Standard.</i>								
SW-846 5030, 8260B, VOLATILE ORGANIC COMPOUNDS BY GC/MS								
Benzene	NELAP	0.5		ND	µg/L	1	03/08/2019 18:12	151025
Ethylbenzene	NELAP	2.0		ND	µg/L	1	03/08/2019 18:12	151025
Toluene	NELAP	2.0		ND	µg/L	1	03/08/2019 18:12	151025
Xylenes, Total	NELAP	2.0		ND	µg/L	1	03/08/2019 18:12	151025
Surr: 1,2-Dichloroethane-d4	*	79.6-118		105.3	%REC	1	03/08/2019 18:12	151025
Surr: 4-Bromofluorobenzene	*	83.9-115		89.7	%REC	1	03/08/2019 18:12	151025
Surr: Dibromofluoromethane	*	84.9-113		101.9	%REC	1	03/08/2019 18:12	151025
Surr: Toluene-d8	*	86.7-112		93.4	%REC	1	03/08/2019 18:12	151025

Client: ERM
 Client Project: Champaign GW
 Lab ID: 19030404-012
 Matrix: GROUNDWATER

Work Order: 19030404
 Report Date: 14-Mar-2019
 Client Sample ID: UMW-120-WG20190306
 Collection Date: 03/06/2019 9:35

Analyses	Certification	RL	Qual	Result	Units	DF	Date Analyzed	Batch
SW-846 9012A (TOTAL)								
Cyanide	NELAP	0.005		< 0.005	mg/L	1	03/11/2019 13:26	151002
SW-846 3005A, 6010B, METALS BY ICP (TOTAL)								
Arsenic	NELAP	0.0250		< 0.0250	mg/L	1	03/08/2019 20:18	151000
Barium	NELAP	0.0025		0.0611	mg/L	1	03/08/2019 20:18	151000
Cadmium	NELAP	0.0020		< 0.0020	mg/L	1	03/08/2019 20:18	151000
Chromium	NELAP	0.0050		< 0.0050	mg/L	1	03/08/2019 20:18	151000
Lead	NELAP	0.0075		< 0.0075	mg/L	1	03/08/2019 20:18	151000
Selenium	NELAP	0.0400		< 0.0400	mg/L	1	03/08/2019 20:18	151000
Silver	NELAP	0.0070		< 0.0070	mg/L	1	03/08/2019 20:18	151000
SW-846 7470A (TOTAL)								
Mercury	NELAP	0.00020		< 0.00020	mg/L	1	03/08/2019 9:34	151001
SW-846 3510C,8270C, SEMI-VOLATILE ORGANIC COMPOUNDS								
Acenaphthene	NELAP	0.000100		ND	mg/L	1	03/12/2019 19:56	151034
Acenaphthylene	NELAP	0.000100		ND	mg/L	1	03/12/2019 19:56	151034
Anthracene	NELAP	0.000100		ND	mg/L	1	03/12/2019 19:56	151034
Benzo(a)anthracene	NELAP	0.000100		ND	mg/L	1	03/12/2019 19:56	151034
Benzo(a)pyrene	NELAP	0.000100		ND	mg/L	1	03/12/2019 19:56	151034
Benzo(b)fluoranthene	NELAP	0.000100		ND	mg/L	1	03/12/2019 19:56	151034
Benzo(g,h,i)perylene	NELAP	0.000200		ND	mg/L	1	03/12/2019 19:56	151034
Benzo(k)fluoranthene	NELAP	0.000100		ND	mg/L	1	03/12/2019 19:56	151034
Chrysene	NELAP	0.000100		ND	mg/L	1	03/12/2019 19:56	151034
Dibenzo(a,h)anthracene	NELAP	0.000100		ND	mg/L	1	03/12/2019 19:56	151034
Fluoranthene	NELAP	0.000200		ND	mg/L	1	03/12/2019 19:56	151034
Fluorene	NELAP	0.000100		ND	mg/L	1	03/12/2019 19:56	151034
Indeno(1,2,3-cd)pyrene	NELAP	0.000100		ND	mg/L	1	03/12/2019 19:56	151034
Naphthalene	NELAP	0.000200		ND	mg/L	1	03/12/2019 19:56	151034
Phenanthrene	NELAP	0.000400		ND	mg/L	1	03/12/2019 19:56	151034
Pyrene	NELAP	0.000200		ND	mg/L	1	03/12/2019 19:56	151034
Surr: 2-Fluorobiphenyl	*	10-164		87.6	%REC	1	03/12/2019 19:56	151034
Surr: Nitrobenzene-d5	*	10.3-142		77.1	%REC	1	03/12/2019 19:56	151034
Surr: p-Terphenyl-d14	*	47.1-148		50.3	%REC	1	03/12/2019 19:56	151034
<i>Allowable Marginal Exceedance of Fluoranthene and Pyrene in the LCSD is verified per the TNI Standard.</i>								
SW-846 5030, 8260B, VOLATILE ORGANIC COMPOUNDS BY GC/MS								
Benzene	NELAP	0.5		ND	µg/L	1	03/11/2019 23:18	151094
Ethylbenzene	NELAP	2.0		ND	µg/L	1	03/11/2019 23:18	151094
Toluene	NELAP	2.0		ND	µg/L	1	03/11/2019 23:18	151094
Xylenes, Total	NELAP	2.0		ND	µg/L	1	03/11/2019 23:18	151094
Surr: 1,2-Dichloroethane-d4	*	79.6-118		96.8	%REC	1	03/11/2019 23:18	151094
Surr: 4-Bromofluorobenzene	*	83.9-115		100.3	%REC	1	03/11/2019 23:18	151094
Surr: Dibromofluoromethane	*	84.9-113		103.6	%REC	1	03/11/2019 23:18	151094
Surr: Toluene-d8	*	86.7-112		90.6	%REC	1	03/11/2019 23:18	151094

Client: ERM
 Client Project: Champaign GW
 Lab ID: 19030404-013
 Matrix: GROUNDWATER

Work Order: 19030404
 Report Date: 14-Mar-2019
 Client Sample ID: UMW-121-WG-20190306
 Collection Date: 03/06/2019 13:40

Analyses	Certification	RL	Qual	Result	Units	DF	Date Analyzed	Batch
SW-846 9012A (TOTAL)								
Cyanide	NELAP	0.025		0.122	mg/L	5	03/11/2019 17:54	151030
SW-846 3005A, 6010B, METALS BY ICP (TOTAL)								
Arsenic	NELAP	0.0250		< 0.0250	mg/L	1	03/08/2019 20:22	151000
Barium	NELAP	0.0025		0.139	mg/L	1	03/08/2019 20:22	151000
Cadmium	NELAP	0.0020		< 0.0020	mg/L	1	03/08/2019 20:22	151000
Chromium	NELAP	0.0050		< 0.0050	mg/L	1	03/08/2019 20:22	151000
Lead	NELAP	0.0075		< 0.0075	mg/L	1	03/08/2019 20:22	151000
Selenium	NELAP	0.0400		< 0.0400	mg/L	1	03/08/2019 20:22	151000
Silver	NELAP	0.0070		< 0.0070	mg/L	1	03/08/2019 20:22	151000
SW-846 7470A (TOTAL)								
Mercury	NELAP	0.00020		< 0.00020	mg/L	1	03/08/2019 9:36	151001
SW-846 3510C,8270C, SEMI-VOLATILE ORGANIC COMPOUNDS								
Acenaphthene	NELAP	0.000100		ND	mg/L	1	03/12/2019 20:35	151034
Acenaphthylene	NELAP	0.000100		ND	mg/L	1	03/12/2019 20:35	151034
Anthracene	NELAP	0.000100		ND	mg/L	1	03/12/2019 20:35	151034
Benzo(a)anthracene	NELAP	0.000100		ND	mg/L	1	03/12/2019 20:35	151034
Benzo(a)pyrene	NELAP	0.000100		ND	mg/L	1	03/12/2019 20:35	151034
Benzo(b)fluoranthene	NELAP	0.000100		ND	mg/L	1	03/12/2019 20:35	151034
Benzo(g,h,i)perylene	NELAP	0.000200		ND	mg/L	1	03/12/2019 20:35	151034
Benzo(k)fluoranthene	NELAP	0.000100		ND	mg/L	1	03/12/2019 20:35	151034
Chrysene	NELAP	0.000100		ND	mg/L	1	03/12/2019 20:35	151034
Dibenzo(a,h)anthracene	NELAP	0.000100		ND	mg/L	1	03/12/2019 20:35	151034
Fluoranthene	NELAP	0.000200		ND	mg/L	1	03/12/2019 20:35	151034
Fluorene	NELAP	0.000100		ND	mg/L	1	03/12/2019 20:35	151034
Indeno(1,2,3-cd)pyrene	NELAP	0.000100		ND	mg/L	1	03/12/2019 20:35	151034
Naphthalene	NELAP	0.000200		ND	mg/L	1	03/12/2019 20:35	151034
Phenanthrene	NELAP	0.000400		ND	mg/L	1	03/12/2019 20:35	151034
Pyrene	NELAP	0.000200		ND	mg/L	1	03/12/2019 20:35	151034
Surr: 2-Fluorobiphenyl	*	10-164		96.3	%REC	1	03/12/2019 20:35	151034
Surr: Nitrobenzene-d5	*	10.3-142		91.9	%REC	1	03/12/2019 20:35	151034
Surr: p-Terphenyl-d14	*	47.1-148		86.1	%REC	1	03/12/2019 20:35	151034
<i>Allowable Marginal Exceedance of Fluoranthene and Pyrene in the LCSD is verified per the TNI Standard.</i>								
SW-846 5030, 8260B, VOLATILE ORGANIC COMPOUNDS BY GC/MS								
Benzene	NELAP	0.5		ND	µg/L	1	03/11/2019 23:44	151094
Ethylbenzene	NELAP	2.0		ND	µg/L	1	03/11/2019 23:44	151094
Toluene	NELAP	2.0		ND	µg/L	1	03/11/2019 23:44	151094
Xylenes, Total	NELAP	2.0		ND	µg/L	1	03/11/2019 23:44	151094
Surr: 1,2-Dichloroethane-d4	*	79.6-118		98.4	%REC	1	03/11/2019 23:44	151094
Surr: 4-Bromofluorobenzene	*	83.9-115		100.0	%REC	1	03/11/2019 23:44	151094
Surr: Dibromofluoromethane	*	84.9-113		103.9	%REC	1	03/11/2019 23:44	151094
Surr: Toluene-d8	*	86.7-112		93.1	%REC	1	03/11/2019 23:44	151094

Client: ERM
 Client Project: Champaign GW
 Lab ID: 19030404-014
 Matrix: GROUNDWATER

Work Order: 19030404
 Report Date: 14-Mar-2019
 Client Sample ID: UMW-122-WG-20190305
 Collection Date: 03/05/2019 16:55

Analyses	Certification	RL	Qual	Result	Units	DF	Date Analyzed	Batch
SW-846 9012A (TOTAL)								
Cyanide	NELAP	0.005		0.017	mg/L	1	03/11/2019 13:51	151002
SW-846 3005A, 6010B, METALS BY ICP (TOTAL)								
Arsenic	NELAP	0.0250		< 0.0250	mg/L	1	03/08/2019 20:33	151000
Barium	NELAP	0.0025		0.0420	mg/L	1	03/08/2019 20:33	151000
Cadmium	NELAP	0.0020		< 0.0020	mg/L	1	03/08/2019 20:33	151000
Chromium	NELAP	0.0050		< 0.0050	mg/L	1	03/08/2019 20:33	151000
Lead	NELAP	0.0075		< 0.0075	mg/L	1	03/08/2019 20:33	151000
Selenium	NELAP	0.0400		< 0.0400	mg/L	1	03/08/2019 20:33	151000
Silver	NELAP	0.0070		< 0.0070	mg/L	1	03/08/2019 20:33	151000
SW-846 7470A (TOTAL)								
Mercury	NELAP	0.00020		< 0.00020	mg/L	1	03/08/2019 9:38	151001
SW-846 3510C,8270C, SEMI-VOLATILE ORGANIC COMPOUNDS								
Acenaphthene	NELAP	0.000100		ND	mg/L	1	03/12/2019 21:14	151034
Acenaphthylene	NELAP	0.000100		ND	mg/L	1	03/12/2019 21:14	151034
Anthracene	NELAP	0.000100		ND	mg/L	1	03/12/2019 21:14	151034
Benzo(a)anthracene	NELAP	0.000100		ND	mg/L	1	03/12/2019 21:14	151034
Benzo(a)pyrene	NELAP	0.000100		ND	mg/L	1	03/12/2019 21:14	151034
Benzo(b)fluoranthene	NELAP	0.000100		ND	mg/L	1	03/12/2019 21:14	151034
Benzo(g,h,i)perylene	NELAP	0.000200		ND	mg/L	1	03/12/2019 21:14	151034
Benzo(k)fluoranthene	NELAP	0.000100		ND	mg/L	1	03/12/2019 21:14	151034
Chrysene	NELAP	0.000100		ND	mg/L	1	03/12/2019 21:14	151034
Dibenzo(a,h)anthracene	NELAP	0.000100		ND	mg/L	1	03/12/2019 21:14	151034
Fluoranthene	NELAP	0.000200		ND	mg/L	1	03/12/2019 21:14	151034
Fluorene	NELAP	0.000100		ND	mg/L	1	03/12/2019 21:14	151034
Indeno(1,2,3-cd)pyrene	NELAP	0.000100		ND	mg/L	1	03/12/2019 21:14	151034
Naphthalene	NELAP	0.000200		ND	mg/L	1	03/12/2019 21:14	151034
Phenanthrene	NELAP	0.000400		ND	mg/L	1	03/12/2019 21:14	151034
Pyrene	NELAP	0.000200		ND	mg/L	1	03/12/2019 21:14	151034
Surr: 2-Fluorobiphenyl	*	10-164		114.0	%REC	1	03/12/2019 21:14	151034
Surr: Nitrobenzene-d5	*	10.3-142		97.8	%REC	1	03/12/2019 21:14	151034
Surr: p-Terphenyl-d14	*	47.1-148		85.5	%REC	1	03/12/2019 21:14	151034
<i>Allowable Marginal Exceedance of Fluoranthene and Pyrene in the LCSD is verified per the TNI Standard.</i>								
SW-846 5030, 8260B, VOLATILE ORGANIC COMPOUNDS BY GC/MS								
Benzene	NELAP	0.5		ND	µg/L	1	03/12/2019 0:10	151094
Ethylbenzene	NELAP	2.0		ND	µg/L	1	03/12/2019 0:10	151094
Toluene	NELAP	2.0		ND	µg/L	1	03/12/2019 0:10	151094
Xylenes, Total	NELAP	2.0		ND	µg/L	1	03/12/2019 0:10	151094
Surr: 1,2-Dichloroethane-d4	*	79.6-118		97.0	%REC	1	03/12/2019 0:10	151094
Surr: 4-Bromofluorobenzene	*	83.9-115		96.6	%REC	1	03/12/2019 0:10	151094
Surr: Dibromofluoromethane	*	84.9-113		102.7	%REC	1	03/12/2019 0:10	151094
Surr: Toluene-d8	*	86.7-112		93.4	%REC	1	03/12/2019 0:10	151094

Client: ERM
 Client Project: Champaign GW
 Lab ID: 19030404-015
 Matrix: GROUNDWATER

Work Order: 19030404
 Report Date: 14-Mar-2019
 Client Sample ID: UMW-123-WG-20190305
 Collection Date: 03/05/2019 18:00

Analyses	Certification	RL	Qual	Result	Units	DF	Date Analyzed	Batch
SW-846 9012A (TOTAL)								
Cyanide	NELAP	0.005		< 0.005	mg/L	1	03/11/2019 14:18	151002
SW-846 3005A, 6010B, METALS BY ICP (TOTAL)								
Arsenic	NELAP	0.0250		< 0.0250	mg/L	1	03/08/2019 20:37	151000
Barium	NELAP	0.0025		0.0164	mg/L	1	03/08/2019 20:37	151000
Cadmium	NELAP	0.0020		< 0.0020	mg/L	1	03/08/2019 20:37	151000
Chromium	NELAP	0.0050		< 0.0050	mg/L	1	03/08/2019 20:37	151000
Lead	NELAP	0.0075		< 0.0075	mg/L	1	03/08/2019 20:37	151000
Selenium	NELAP	0.0400		< 0.0400	mg/L	1	03/08/2019 20:37	151000
Silver	NELAP	0.0070		< 0.0070	mg/L	1	03/08/2019 20:37	151000
SW-846 7470A (TOTAL)								
Mercury	NELAP	0.00020		< 0.00020	mg/L	1	03/08/2019 9:40	151001
SW-846 3510C,8270C, SEMI-VOLATILE ORGANIC COMPOUNDS								
Acenaphthene	NELAP	0.000100		ND	mg/L	1	03/12/2019 21:52	151034
Acenaphthylene	NELAP	0.000100		ND	mg/L	1	03/12/2019 21:52	151034
Anthracene	NELAP	0.000100		ND	mg/L	1	03/12/2019 21:52	151034
Benzo(a)anthracene	NELAP	0.000100		ND	mg/L	1	03/12/2019 21:52	151034
Benzo(a)pyrene	NELAP	0.000100		ND	mg/L	1	03/12/2019 21:52	151034
Benzo(b)fluoranthene	NELAP	0.000100		ND	mg/L	1	03/12/2019 21:52	151034
Benzo(g,h,i)perylene	NELAP	0.000200		ND	mg/L	1	03/12/2019 21:52	151034
Benzo(k)fluoranthene	NELAP	0.000100		ND	mg/L	1	03/12/2019 21:52	151034
Chrysene	NELAP	0.000100		ND	mg/L	1	03/12/2019 21:52	151034
Dibenzo(a,h)anthracene	NELAP	0.000100		ND	mg/L	1	03/12/2019 21:52	151034
Fluoranthene	NELAP	0.000200		ND	mg/L	1	03/12/2019 21:52	151034
Fluorene	NELAP	0.000100		ND	mg/L	1	03/12/2019 21:52	151034
Indeno(1,2,3-cd)pyrene	NELAP	0.000100		ND	mg/L	1	03/12/2019 21:52	151034
Naphthalene	NELAP	0.000200		ND	mg/L	1	03/12/2019 21:52	151034
Phenanthrene	NELAP	0.000400		ND	mg/L	1	03/12/2019 21:52	151034
Pyrene	NELAP	0.000200		ND	mg/L	1	03/12/2019 21:52	151034
Surr: 2-Fluorobiphenyl	*	10-164		87.7	%REC	1	03/12/2019 21:52	151034
Surr: Nitrobenzene-d5	*	10.3-142		85.6	%REC	1	03/12/2019 21:52	151034
Surr: p-Terphenyl-d14	*	47.1-148		87.7	%REC	1	03/12/2019 21:52	151034
<i>Allowable Marginal Exceedance of Fluoranthene and Pyrene in the LCSD is verified per the TNI Standard.</i>								
SW-846 5030, 8260B, VOLATILE ORGANIC COMPOUNDS BY GC/MS								
Benzene	NELAP	0.5		ND	µg/L	1	03/12/2019 0:36	151094
Ethylbenzene	NELAP	2.0		ND	µg/L	1	03/12/2019 0:36	151094
Toluene	NELAP	2.0		ND	µg/L	1	03/12/2019 0:36	151094
Xylenes, Total	NELAP	2.0		ND	µg/L	1	03/12/2019 0:36	151094
Surr: 1,2-Dichloroethane-d4	*	79.6-118		95.3	%REC	1	03/12/2019 0:36	151094
Surr: 4-Bromofluorobenzene	*	83.9-115		97.4	%REC	1	03/12/2019 0:36	151094
Surr: Dibromofluoromethane	*	84.9-113		102.6	%REC	1	03/12/2019 0:36	151094
Surr: Toluene-d8	*	86.7-112		94.4	%REC	1	03/12/2019 0:36	151094

Client: ERM
 Client Project: Champaign GW
 Lab ID: 19030404-016
 Matrix: GROUNDWATER

Work Order: 19030404
 Report Date: 14-Mar-2019
 Client Sample ID: UMW-124-WG-20190306
 Collection Date: 03/06/2019 12:10

Analyses	Certification	RL	Qual	Result	Units	DF	Date Analyzed	Batch
SW-846 9012A (TOTAL)								
Cyanide	NELAP	0.005		0.011	mg/L	1	03/11/2019 14:22	151002
SW-846 3005A, 6010B, METALS BY ICP (TOTAL)								
Arsenic	NELAP	0.0250		< 0.0250	mg/L	1	03/08/2019 20:51	151000
Barium	NELAP	0.0025		0.0309	mg/L	1	03/08/2019 20:51	151000
Cadmium	NELAP	0.0020		< 0.0020	mg/L	1	03/08/2019 20:51	151000
Chromium	NELAP	0.0050		< 0.0050	mg/L	1	03/08/2019 20:51	151000
Lead	NELAP	0.0075		< 0.0075	mg/L	1	03/08/2019 20:51	151000
Selenium	NELAP	0.0400		< 0.0400	mg/L	1	03/08/2019 20:51	151000
Silver	NELAP	0.0070		< 0.0070	mg/L	1	03/08/2019 20:51	151000
SW-846 7470A (TOTAL)								
Mercury	NELAP	0.00020		< 0.00020	mg/L	1	03/08/2019 9:47	151001
SW-846 3510C,8270C, SEMI-VOLATILE ORGANIC COMPOUNDS								
Acenaphthene	NELAP	0.000100		0.000586	mg/L	1	03/12/2019 22:31	151034
Acenaphthylene	NELAP	0.000100		0.000330	mg/L	1	03/12/2019 22:31	151034
Anthracene	NELAP	0.000100		ND	mg/L	1	03/12/2019 22:31	151034
Benzo(a)anthracene	NELAP	0.000100		ND	mg/L	1	03/12/2019 22:31	151034
Benzo(a)pyrene	NELAP	0.000100		ND	mg/L	1	03/12/2019 22:31	151034
Benzo(b)fluoranthene	NELAP	0.000100		ND	mg/L	1	03/12/2019 22:31	151034
Benzo(g,h,i)perylene	NELAP	0.000200		ND	mg/L	1	03/12/2019 22:31	151034
Benzo(k)fluoranthene	NELAP	0.000100		ND	mg/L	1	03/12/2019 22:31	151034
Chrysene	NELAP	0.000100		ND	mg/L	1	03/12/2019 22:31	151034
Dibenzo(a,h)anthracene	NELAP	0.000100		ND	mg/L	1	03/12/2019 22:31	151034
Fluoranthene	NELAP	0.000200		ND	mg/L	1	03/12/2019 22:31	151034
Fluorene	NELAP	0.000100		0.000204	mg/L	1	03/12/2019 22:31	151034
Indeno(1,2,3-cd)pyrene	NELAP	0.000100		ND	mg/L	1	03/12/2019 22:31	151034
Naphthalene	NELAP	0.0100		0.0652	mg/L	50	03/13/2019 18:18	151034
Phenanthrene	NELAP	0.000400		ND	mg/L	1	03/12/2019 22:31	151034
Pyrene	NELAP	0.000200		ND	mg/L	1	03/12/2019 22:31	151034
Surr: 2-Fluorobiphenyl	*	10-164		114.4	%REC	1	03/12/2019 22:31	151034
Surr: Nitrobenzene-d5	*	10.3-142		94.9	%REC	1	03/12/2019 22:31	151034
Surr: p-Terphenyl-d14	*	47.1-148		88.3	%REC	1	03/12/2019 22:31	151034
<i>Allowable Marginal Exceedance of Fluoranthene and Pyrene in the LCSD is verified per the TNI Standard.</i>								
SW-846 5030, 8260B, VOLATILE ORGANIC COMPOUNDS BY GC/MS								
Benzene	NELAP	0.5		145	µg/L	1	03/12/2019 1:01	151094
Ethylbenzene	NELAP	2.0		12.8	µg/L	1	03/12/2019 1:01	151094
Toluene	NELAP	2.0		74.3	µg/L	1	03/12/2019 1:01	151094
Xylenes, Total	NELAP	2.0		36.4	µg/L	1	03/12/2019 1:01	151094
Surr: 1,2-Dichloroethane-d4	*	79.6-118		93.0	%REC	1	03/12/2019 1:01	151094
Surr: 4-Bromofluorobenzene	*	83.9-115		96.5	%REC	1	03/12/2019 1:01	151094
Surr: Dibromofluoromethane	*	84.9-113		101.3	%REC	1	03/12/2019 1:01	151094
Surr: Toluene-d8	*	86.7-112		92.7	%REC	1	03/12/2019 1:01	151094

Client: ERM
 Client Project: Champaign GW
 Lab ID: 19030404-017
 Matrix: GROUNDWATER

Work Order: 19030404
 Report Date: 14-Mar-2019
 Client Sample ID: UMW-125-WG-20190306
 Collection Date: 03/06/2019 13:00

Analyses	Certification	RL	Qual	Result	Units	DF	Date Analyzed	Batch
SW-846 9012A (TOTAL)								
Cyanide	NELAP	0.005		0.041	mg/L	1	03/11/2019 14:26	151002
SW-846 3005A, 6010B, METALS BY ICP (TOTAL)								
Arsenic	NELAP	0.0250		< 0.0250	mg/L	1	03/08/2019 20:55	151000
Barium	NELAP	0.0025		0.0114	mg/L	1	03/08/2019 20:55	151000
Cadmium	NELAP	0.0020		0.0023	mg/L	1	03/08/2019 20:55	151000
Chromium	NELAP	0.0050		< 0.0050	mg/L	1	03/08/2019 20:55	151000
Lead	NELAP	0.0075		< 0.0075	mg/L	1	03/08/2019 20:55	151000
Selenium	NELAP	0.0400		< 0.0400	mg/L	1	03/08/2019 20:55	151000
Silver	NELAP	0.0070		< 0.0070	mg/L	1	03/08/2019 20:55	151000
SW-846 7470A (TOTAL)								
Mercury	NELAP	0.00020		< 0.00020	mg/L	1	03/08/2019 9:49	151001
SW-846 3510C,8270C, SEMI-VOLATILE ORGANIC COMPOUNDS								
Acenaphthene	NELAP	0.000100		ND	mg/L	1	03/12/2019 23:09	151034
Acenaphthylene	NELAP	0.000100		ND	mg/L	1	03/12/2019 23:09	151034
Anthracene	NELAP	0.000100		ND	mg/L	1	03/12/2019 23:09	151034
Benzo(a)anthracene	NELAP	0.000100		ND	mg/L	1	03/12/2019 23:09	151034
Benzo(a)pyrene	NELAP	0.000100		ND	mg/L	1	03/12/2019 23:09	151034
Benzo(b)fluoranthene	NELAP	0.000100		ND	mg/L	1	03/12/2019 23:09	151034
Benzo(g,h,i)perylene	NELAP	0.000200		ND	mg/L	1	03/12/2019 23:09	151034
Benzo(k)fluoranthene	NELAP	0.000100		ND	mg/L	1	03/12/2019 23:09	151034
Chrysene	NELAP	0.000100		ND	mg/L	1	03/12/2019 23:09	151034
Dibenzo(a,h)anthracene	NELAP	0.000100		ND	mg/L	1	03/12/2019 23:09	151034
Fluoranthene	NELAP	0.000200		ND	mg/L	1	03/12/2019 23:09	151034
Fluorene	NELAP	0.000100		ND	mg/L	1	03/12/2019 23:09	151034
Indeno(1,2,3-cd)pyrene	NELAP	0.000100		ND	mg/L	1	03/12/2019 23:09	151034
Naphthalene	NELAP	0.000200		ND	mg/L	1	03/12/2019 23:09	151034
Phenanthrene	NELAP	0.000400		ND	mg/L	1	03/12/2019 23:09	151034
Pyrene	NELAP	0.000200		ND	mg/L	1	03/12/2019 23:09	151034
Surr: 2-Fluorobiphenyl	*	10-164		91.4	%REC	1	03/12/2019 23:09	151034
Surr: Nitrobenzene-d5	*	10.3-142		83.0	%REC	1	03/12/2019 23:09	151034
Surr: p-Terphenyl-d14	*	47.1-148		67.5	%REC	1	03/12/2019 23:09	151034
<i>Allowable Marginal Exceedance of Fluoranthene and Pyrene in the LCSD is verified per the TNI Standard.</i>								
SW-846 5030, 8260B, VOLATILE ORGANIC COMPOUNDS BY GC/MS								
Benzene	NELAP	0.5		3.7	µg/L	1	03/12/2019 1:27	151094
Ethylbenzene	NELAP	2.0		ND	µg/L	1	03/12/2019 1:27	151094
Toluene	NELAP	2.0		ND	µg/L	1	03/12/2019 1:27	151094
Xylenes, Total	NELAP	2.0		ND	µg/L	1	03/12/2019 1:27	151094
Surr: 1,2-Dichloroethane-d4	*	79.6-118		92.7	%REC	1	03/12/2019 1:27	151094
Surr: 4-Bromofluorobenzene	*	83.9-115		101.5	%REC	1	03/12/2019 1:27	151094
Surr: Dibromofluoromethane	*	84.9-113		102.0	%REC	1	03/12/2019 1:27	151094
Surr: Toluene-d8	*	86.7-112		96.5	%REC	1	03/12/2019 1:27	151094

Client: ERM
 Client Project: Champaign GW
 Lab ID: 19030404-018
 Matrix: GROUNDWATER

Work Order: 19030404
 Report Date: 14-Mar-2019
 Client Sample ID: UMW-126-WG-20190306
 Collection Date: 03/06/2019 11:15

Analyses	Certification	RL	Qual	Result	Units	DF	Date Analyzed	Batch
SW-846 9012A (TOTAL)								
Cyanide	NELAP	0.005		< 0.005	mg/L	1	03/11/2019 14:31	151002
SW-846 3005A, 6010B, METALS BY ICP (TOTAL)								
Arsenic	NELAP	0.0250		< 0.0250	mg/L	1	03/08/2019 21:09	151004
Barium	NELAP	0.0025		0.0344	mg/L	1	03/08/2019 21:09	151004
Cadmium	NELAP	0.0020		< 0.0020	mg/L	1	03/08/2019 21:09	151004
Chromium	NELAP	0.0050		< 0.0050	mg/L	1	03/08/2019 21:09	151004
Lead	NELAP	0.0075		< 0.0075	mg/L	1	03/08/2019 21:09	151004
Selenium	NELAP	0.0400		< 0.0400	mg/L	1	03/08/2019 21:09	151004
Silver	NELAP	0.0070		< 0.0070	mg/L	1	03/08/2019 21:09	151004
SW-846 7470A (TOTAL)								
Mercury	NELAP	0.00020		< 0.00020	mg/L	1	03/08/2019 10:01	151005
SW-846 3510C,8270C, SEMI-VOLATILE ORGANIC COMPOUNDS								
Acenaphthene	NELAP	0.000100		ND	mg/L	1	03/13/2019 15:06	151034
Acenaphthylene	NELAP	0.000100		ND	mg/L	1	03/13/2019 15:06	151034
Anthracene	NELAP	0.000100		ND	mg/L	1	03/13/2019 15:06	151034
Benzo(a)anthracene	NELAP	0.000100		ND	mg/L	1	03/13/2019 15:06	151034
Benzo(a)pyrene	NELAP	0.000100		ND	mg/L	1	03/13/2019 15:06	151034
Benzo(b)fluoranthene	NELAP	0.000100		ND	mg/L	1	03/13/2019 15:06	151034
Benzo(g,h,i)perylene	NELAP	0.000200		ND	mg/L	1	03/13/2019 15:06	151034
Benzo(k)fluoranthene	NELAP	0.000100		ND	mg/L	1	03/13/2019 15:06	151034
Chrysene	NELAP	0.000100		ND	mg/L	1	03/13/2019 15:06	151034
Dibenzo(a,h)anthracene	NELAP	0.000100		ND	mg/L	1	03/13/2019 15:06	151034
Fluoranthene	NELAP	0.000200		ND	mg/L	1	03/13/2019 15:06	151034
Fluorene	NELAP	0.000100		ND	mg/L	1	03/13/2019 15:06	151034
Indeno(1,2,3-cd)pyrene	NELAP	0.000100		ND	mg/L	1	03/13/2019 15:06	151034
Naphthalene	NELAP	0.000200		0.000505	mg/L	1	03/13/2019 15:06	151034
Phenanthrene	NELAP	0.000400		ND	mg/L	1	03/13/2019 15:06	151034
Pyrene	NELAP	0.000200		ND	mg/L	1	03/13/2019 15:06	151034
Surr: 2-Fluorobiphenyl	*	10-164		89.9	%REC	1	03/13/2019 15:06	151034
Surr: Nitrobenzene-d5	*	10.3-142		91.6	%REC	1	03/13/2019 15:06	151034
Surr: p-Terphenyl-d14	*	47.1-148		101.1	%REC	1	03/13/2019 15:06	151034
<i>Allowable Marginal Exceedance of Fluoranthene and Pyrene in the LCSD is verified per the TNI Standard.</i>								
SW-846 5030, 8260B, VOLATILE ORGANIC COMPOUNDS BY GC/MS								
Benzene	NELAP	0.5		145	µg/L	1	03/12/2019 1:53	151094
Ethylbenzene	NELAP	2.0		ND	µg/L	1	03/12/2019 1:53	151094
Toluene	NELAP	2.0		4.6	µg/L	1	03/12/2019 1:53	151094
Xylenes, Total	NELAP	2.0		2.2	µg/L	1	03/12/2019 1:53	151094
Surr: 1,2-Dichloroethane-d4	*	79.6-118		97.9	%REC	1	03/12/2019 1:53	151094
Surr: 4-Bromofluorobenzene	*	83.9-115		100.1	%REC	1	03/12/2019 1:53	151094
Surr: Dibromofluoromethane	*	84.9-113		103.6	%REC	1	03/12/2019 1:53	151094
Surr: Toluene-d8	*	86.7-112		95.3	%REC	1	03/12/2019 1:53	151094

Client: ERM
 Client Project: Champaign GW
 Lab ID: 19030404-019
 Matrix: GROUNDWATER

Work Order: 19030404
 Report Date: 14-Mar-2019
 Client Sample ID: UMW-127-WG-20190306
 Collection Date: 03/06/2019 14:30

Analyses	Certification	RL	Qual	Result	Units	DF	Date Analyzed	Batch
SW-846 9012A (TOTAL)								
Cyanide	NELAP	0.005		< 0.005	mg/L	1	03/11/2019 14:52	151027
SW-846 3005A, 6010B, METALS BY ICP (TOTAL)								
Arsenic	NELAP	0.0250		< 0.0250	mg/L	1	03/08/2019 21:13	151004
Barium	NELAP	0.0025		0.477	mg/L	1	03/08/2019 21:13	151004
Cadmium	NELAP	0.0020		< 0.0020	mg/L	1	03/08/2019 21:13	151004
Chromium	NELAP	0.0050		0.0100	mg/L	1	03/08/2019 21:13	151004
Lead	NELAP	0.0075		0.0565	mg/L	1	03/08/2019 21:13	151004
Selenium	NELAP	0.0400		< 0.0400	mg/L	1	03/08/2019 21:13	151004
Silver	NELAP	0.0070		< 0.0070	mg/L	1	03/08/2019 21:13	151004
SW-846 7470A (TOTAL)								
Mercury	NELAP	0.00020		< 0.00020	mg/L	1	03/08/2019 10:03	151005
SW-846 3510C,8270C, SEMI-VOLATILE ORGANIC COMPOUNDS								
Acenaphthene	NELAP	0.000100		0.000149	mg/L	1	03/13/2019 15:44	151034
Acenaphthylene	NELAP	0.000100		ND	mg/L	1	03/13/2019 15:44	151034
Anthracene	NELAP	0.000100		ND	mg/L	1	03/13/2019 15:44	151034
Benzo(a)anthracene	NELAP	0.000100		ND	mg/L	1	03/13/2019 15:44	151034
Benzo(a)pyrene	NELAP	0.000100		ND	mg/L	1	03/13/2019 15:44	151034
Benzo(b)fluoranthene	NELAP	0.000100		ND	mg/L	1	03/13/2019 15:44	151034
Benzo(g,h,i)perylene	NELAP	0.000200		ND	mg/L	1	03/13/2019 15:44	151034
Benzo(k)fluoranthene	NELAP	0.000100		ND	mg/L	1	03/13/2019 15:44	151034
Chrysene	NELAP	0.000100		ND	mg/L	1	03/13/2019 15:44	151034
Dibenzo(a,h)anthracene	NELAP	0.000100		ND	mg/L	1	03/13/2019 15:44	151034
Fluoranthene	NELAP	0.000200		ND	mg/L	1	03/13/2019 15:44	151034
Fluorene	NELAP	0.000100		0.000110	mg/L	1	03/13/2019 15:44	151034
Indeno(1,2,3-cd)pyrene	NELAP	0.000100		ND	mg/L	1	03/13/2019 15:44	151034
Naphthalene	NELAP	0.000200		0.000631	mg/L	1	03/13/2019 15:44	151034
Phenanthrene	NELAP	0.000400		ND	mg/L	1	03/13/2019 15:44	151034
Pyrene	NELAP	0.000200		ND	mg/L	1	03/13/2019 15:44	151034
Surr: 2-Fluorobiphenyl	*	10-164		75.5	%REC	1	03/13/2019 15:44	151034
Surr: Nitrobenzene-d5	*	10.3-142		80.2	%REC	1	03/13/2019 15:44	151034
Surr: p-Terphenyl-d14	*	47.1-148		56.0	%REC	1	03/13/2019 15:44	151034
<i>Allowable Marginal Exceedance of Fluoranthene and Pyrene in the LCSD is verified per the TNI Standard.</i>								
SW-846 5030, 8260B, VOLATILE ORGANIC COMPOUNDS BY GC/MS								
Benzene	NELAP	0.5		1.2	µg/L	1	03/12/2019 2:19	151094
Ethylbenzene	NELAP	2.0		ND	µg/L	1	03/12/2019 2:19	151094
Toluene	NELAP	2.0		ND	µg/L	1	03/12/2019 2:19	151094
Xylenes, Total	NELAP	2.0		ND	µg/L	1	03/12/2019 2:19	151094
Surr: 1,2-Dichloroethane-d4	*	79.6-118		96.1	%REC	1	03/12/2019 2:19	151094
Surr: 4-Bromofluorobenzene	*	83.9-115		98.7	%REC	1	03/12/2019 2:19	151094
Surr: Dibromofluoromethane	*	84.9-113		104.7	%REC	1	03/12/2019 2:19	151094
Surr: Toluene-d8	*	86.7-112		93.7	%REC	1	03/12/2019 2:19	151094

Client: ERM
 Client Project: Champaign GW
 Lab ID: 19030404-020
 Matrix: GROUNDWATER

Work Order: 19030404
 Report Date: 14-Mar-2019
 Client Sample ID: UMW-300-WG-20190305
 Collection Date: 03/05/2019 9:25

Analyses	Certification	RL	Qual	Result	Units	DF	Date Analyzed	Batch
SW-846 9012A (TOTAL)								
Cyanide	NELAP	0.005		< 0.005	mg/L	1	03/11/2019 14:56	151027
SW-846 3005A, 6010B, METALS BY ICP (TOTAL)								
Arsenic	NELAP	0.0250		< 0.0250	mg/L	1	03/08/2019 21:17	151004
Barium	NELAP	0.0025		0.0936	mg/L	1	03/08/2019 21:17	151004
Cadmium	NELAP	0.0020		< 0.0020	mg/L	1	03/08/2019 21:17	151004
Chromium	NELAP	0.0050		< 0.0050	mg/L	1	03/08/2019 21:17	151004
Lead	NELAP	0.0075		< 0.0075	mg/L	1	03/08/2019 21:17	151004
Selenium	NELAP	0.0400		< 0.0400	mg/L	1	03/08/2019 21:17	151004
Silver	NELAP	0.0070		< 0.0070	mg/L	1	03/08/2019 21:17	151004
SW-846 7470A (TOTAL)								
Mercury	NELAP	0.00020		< 0.00020	mg/L	1	03/08/2019 10:05	151005
SW-846 3510C,8270C, SEMI-VOLATILE ORGANIC COMPOUNDS								
Acenaphthene	NELAP	0.000100		ND	mg/L	1	03/12/2019 19:17	151053
Acenaphthylene	NELAP	0.000100		ND	mg/L	1	03/12/2019 19:17	151053
Anthracene	NELAP	0.000100		ND	mg/L	1	03/12/2019 19:17	151053
Benzo(a)anthracene	NELAP	0.000100		ND	mg/L	1	03/12/2019 19:17	151053
Benzo(a)pyrene	NELAP	0.000100		ND	mg/L	1	03/12/2019 19:17	151053
Benzo(b)fluoranthene	NELAP	0.000100		ND	mg/L	1	03/12/2019 19:17	151053
Benzo(g,h,i)perylene	NELAP	0.000200		ND	mg/L	1	03/12/2019 19:17	151053
Benzo(k)fluoranthene	NELAP	0.000100		ND	mg/L	1	03/12/2019 19:17	151053
Chrysene	NELAP	0.000100		ND	mg/L	1	03/12/2019 19:17	151053
Dibenzo(a,h)anthracene	NELAP	0.000100		ND	mg/L	1	03/12/2019 19:17	151053
Fluoranthene	NELAP	0.000200		ND	mg/L	1	03/12/2019 19:17	151053
Fluorene	NELAP	0.000100		ND	mg/L	1	03/12/2019 19:17	151053
Indeno(1,2,3-cd)pyrene	NELAP	0.000100		ND	mg/L	1	03/12/2019 19:17	151053
Naphthalene	NELAP	0.000200		ND	mg/L	1	03/12/2019 19:17	151053
Phenanthrene	NELAP	0.000400		ND	mg/L	1	03/12/2019 19:17	151053
Pyrene	NELAP	0.000200		ND	mg/L	1	03/12/2019 19:17	151053
Surr: 2-Fluorobiphenyl	*	10-164		94.2	%REC	1	03/12/2019 19:17	151053
Surr: Nitrobenzene-d5	*	10.3-142		82.1	%REC	1	03/12/2019 19:17	151053
Surr: p-Terphenyl-d14	*	47.1-148		78.5	%REC	1	03/12/2019 19:17	151053
SW-846 5030, 8260B, VOLATILE ORGANIC COMPOUNDS BY GC/MS								
Benzene	NELAP	0.5		ND	µg/L	1	03/12/2019 2:45	151094
Ethylbenzene	NELAP	2.0		ND	µg/L	1	03/12/2019 2:45	151094
Toluene	NELAP	2.0		ND	µg/L	1	03/12/2019 2:45	151094
Xylenes, Total	NELAP	2.0		ND	µg/L	1	03/12/2019 2:45	151094
Surr: 1,2-Dichloroethane-d4	*	79.6-118		95.3	%REC	1	03/12/2019 2:45	151094
Surr: 4-Bromofluorobenzene	*	83.9-115		100.0	%REC	1	03/12/2019 2:45	151094
Surr: Dibromofluoromethane	*	84.9-113		102.3	%REC	1	03/12/2019 2:45	151094
Surr: Toluene-d8	*	86.7-112		94.2	%REC	1	03/12/2019 2:45	151094

Client: ERM
 Client Project: Champaign GW
 Lab ID: 19030404-021
 Matrix: GROUNDWATER

Work Order: 19030404
 Report Date: 14-Mar-2019
 Client Sample ID: UMW-301R-WG-20190306
 Collection Date: 03/06/2019 15:30

Analyses	Certification	RL	Qual	Result	Units	DF	Date Analyzed	Batch
SW-846 9012A (TOTAL)								
Cyanide	NELAP	0.005		< 0.005	mg/L	1	03/11/2019 15:01	151027
SW-846 3005A, 6010B, METALS BY ICP (TOTAL)								
Arsenic	NELAP	0.0250		< 0.0250	mg/L	1	03/08/2019 21:20	151004
Barium	NELAP	0.0025		0.0798	mg/L	1	03/08/2019 21:20	151004
Cadmium	NELAP	0.0020		< 0.0020	mg/L	1	03/08/2019 21:20	151004
Chromium	NELAP	0.0050		< 0.0050	mg/L	1	03/08/2019 21:20	151004
Lead	NELAP	0.0075		< 0.0075	mg/L	1	03/08/2019 21:20	151004
Selenium	NELAP	0.0400		< 0.0400	mg/L	1	03/08/2019 21:20	151004
Silver	NELAP	0.0070		< 0.0070	mg/L	1	03/08/2019 21:20	151004
SW-846 7470A (TOTAL)								
Mercury	NELAP	0.00020		< 0.00020	mg/L	1	03/08/2019 10:07	151005
SW-846 3510C,8270C, SEMI-VOLATILE ORGANIC COMPOUNDS								
Acenaphthene	NELAP	0.000100		0.00407	mg/L	1	03/12/2019 23:48	151053
Acenaphthylene	NELAP	0.000100		0.00423	mg/L	1	03/12/2019 23:48	151053
Anthracene	NELAP	0.000100		ND	mg/L	1	03/12/2019 23:48	151053
Benzo(a)anthracene	NELAP	0.000100		ND	mg/L	1	03/12/2019 23:48	151053
Benzo(a)pyrene	NELAP	0.000100		ND	mg/L	1	03/12/2019 23:48	151053
Benzo(b)fluoranthene	NELAP	0.000100		ND	mg/L	1	03/12/2019 23:48	151053
Benzo(g,h,i)perylene	NELAP	0.000200		ND	mg/L	1	03/12/2019 23:48	151053
Benzo(k)fluoranthene	NELAP	0.000100		ND	mg/L	1	03/12/2019 23:48	151053
Chrysene	NELAP	0.000100		ND	mg/L	1	03/12/2019 23:48	151053
Dibenzo(a,h)anthracene	NELAP	0.000100		ND	mg/L	1	03/12/2019 23:48	151053
Fluoranthene	NELAP	0.000200		ND	mg/L	1	03/12/2019 23:48	151053
Fluorene	NELAP	0.000100		0.000237	mg/L	1	03/12/2019 23:48	151053
Indeno(1,2,3-cd)pyrene	NELAP	0.000100		ND	mg/L	1	03/12/2019 23:48	151053
Naphthalene	NELAP	0.000200		ND	mg/L	1	03/12/2019 23:48	151053
Phenanthrene	NELAP	0.000400		ND	mg/L	1	03/12/2019 23:48	151053
Pyrene	NELAP	0.000200		ND	mg/L	1	03/12/2019 23:48	151053
Surr: 2-Fluorobiphenyl	*	10-164		89.1	%REC	1	03/12/2019 23:48	151053
Surr: Nitrobenzene-d5	*	10.3-142		89.8	%REC	1	03/12/2019 23:48	151053
Surr: p-Terphenyl-d14	*	47.1-148		101.6	%REC	1	03/12/2019 23:48	151053
SW-846 5030, 8260B, VOLATILE ORGANIC COMPOUNDS BY GC/MS								
Benzene	NELAP	0.5		ND	µg/L	1	03/12/2019 3:10	151094
Ethylbenzene	NELAP	2.0		ND	µg/L	1	03/12/2019 3:10	151094
Toluene	NELAP	2.0		ND	µg/L	1	03/12/2019 3:10	151094
Xylenes, Total	NELAP	2.0		ND	µg/L	1	03/12/2019 3:10	151094
Surr: 1,2-Dichloroethane-d4	*	79.6-118		96.8	%REC	1	03/12/2019 3:10	151094
Surr: 4-Bromofluorobenzene	*	83.9-115		100.4	%REC	1	03/12/2019 3:10	151094
Surr: Dibromofluoromethane	*	84.9-113		102.3	%REC	1	03/12/2019 3:10	151094
Surr: Toluene-d8	*	86.7-112		92.8	%REC	1	03/12/2019 3:10	151094

Client: ERM
 Client Project: Champaign GW
 Lab ID: 19030404-022
 Matrix: GROUNDWATER

Work Order: 19030404
 Report Date: 14-Mar-2019
 Client Sample ID: UMW-302-WG-20190306
 Collection Date: 03/06/2019 13:00

Analyses	Certification	RL	Qual	Result	Units	DF	Date Analyzed	Batch
SW-846 9012A (TOTAL)								
Cyanide	NELAP	0.025		0.120	mg/L	5	03/11/2019 17:58	151027
SW-846 3005A, 6010B, METALS BY ICP (TOTAL)								
Arsenic	NELAP	0.0250		< 0.0250	mg/L	1	03/08/2019 21:24	151004
Barium	NELAP	0.0025		0.0608	mg/L	1	03/08/2019 21:24	151004
Cadmium	NELAP	0.0020		< 0.0020	mg/L	1	03/08/2019 21:24	151004
Chromium	NELAP	0.0050		< 0.0050	mg/L	1	03/08/2019 21:24	151004
Lead	NELAP	0.0075		< 0.0075	mg/L	1	03/08/2019 21:24	151004
Selenium	NELAP	0.0400		< 0.0400	mg/L	1	03/08/2019 21:24	151004
Silver	NELAP	0.0070		< 0.0070	mg/L	1	03/08/2019 21:24	151004
SW-846 7470A (TOTAL)								
Mercury	NELAP	0.00020		< 0.00020	mg/L	1	03/08/2019 10:14	151005
SW-846 3510C,8270C, SEMI-VOLATILE ORGANIC COMPOUNDS								
Acenaphthene	NELAP	0.000100		0.000469	mg/L	1	03/13/2019 0:27	151053
Acenaphthylene	NELAP	0.000100		0.000593	mg/L	1	03/13/2019 0:27	151053
Anthracene	NELAP	0.000100		ND	mg/L	1	03/13/2019 0:27	151053
Benzo(a)anthracene	NELAP	0.000100		ND	mg/L	1	03/13/2019 0:27	151053
Benzo(a)pyrene	NELAP	0.000100		ND	mg/L	1	03/13/2019 0:27	151053
Benzo(b)fluoranthene	NELAP	0.000100		ND	mg/L	1	03/13/2019 0:27	151053
Benzo(g,h,i)perylene	NELAP	0.000200		ND	mg/L	1	03/13/2019 0:27	151053
Benzo(k)fluoranthene	NELAP	0.000100		ND	mg/L	1	03/13/2019 0:27	151053
Chrysene	NELAP	0.000100		ND	mg/L	1	03/13/2019 0:27	151053
Dibenzo(a,h)anthracene	NELAP	0.000100		ND	mg/L	1	03/13/2019 0:27	151053
Fluoranthene	NELAP	0.000200		ND	mg/L	1	03/13/2019 0:27	151053
Fluorene	NELAP	0.000100		ND	mg/L	1	03/13/2019 0:27	151053
Indeno(1,2,3-cd)pyrene	NELAP	0.000100		ND	mg/L	1	03/13/2019 0:27	151053
Naphthalene	NELAP	2.00		2.83	mg/L	10000	03/14/2019 12:24	151053
Phenanthrene	NELAP	0.000400		ND	mg/L	1	03/13/2019 0:27	151053
Pyrene	NELAP	0.000200		ND	mg/L	1	03/13/2019 0:27	151053
Surr: 2-Fluorobiphenyl	*	10-164	S	0	%REC	10000	03/14/2019 12:24	151053
Surr: Nitrobenzene-d5	*	10.3-142	S	0	%REC	10000	03/14/2019 12:24	151053
Surr: p-Terphenyl-d14	*	47.1-148		97.0	%REC	1	03/13/2019 0:27	151053
<i>Surrogate recovery is outside control limits due to sample dilution.</i>								
SW-846 5030, 8260B, VOLATILE ORGANIC COMPOUNDS BY GC/MS								
Benzene	NELAP	5.0		516	µg/L	10	03/12/2019 4:02	151094
Ethylbenzene	NELAP	20.0		929	µg/L	10	03/12/2019 4:02	151094
Toluene	NELAP	20.0		ND	µg/L	10	03/12/2019 4:02	151094
Xylenes, Total	NELAP	20.0		247	µg/L	10	03/12/2019 4:02	151094
Surr: 1,2-Dichloroethane-d4	*	79.6-118		94.3	%REC	10	03/12/2019 4:02	151094
Surr: 4-Bromofluorobenzene	*	83.9-115		96.1	%REC	10	03/12/2019 4:02	151094
Surr: Dibromofluoromethane	*	84.9-113		101.0	%REC	10	03/12/2019 4:02	151094
Surr: Toluene-d8	*	86.7-112		92.8	%REC	10	03/12/2019 4:02	151094

Elevated reporting limit due to high levels of target and/or non-target analytes.

Client: ERM
 Client Project: Champaign GW
 Lab ID: 19030404-023
 Matrix: GROUNDWATER

Work Order: 19030404
 Report Date: 14-Mar-2019
 Client Sample ID: UMW-303-WG-20190305
 Collection Date: 03/05/2019 14:40

Analyses	Certification	RL	Qual	Result	Units	DF	Date Analyzed	Batch
SW-846 9012A (TOTAL)								
Cyanide	NELAP	0.005		< 0.005	mg/L	1	03/11/2019 15:31	151027
SW-846 3005A, 6010B, METALS BY ICP (TOTAL)								
Arsenic	NELAP	0.0250		< 0.0250	mg/L	1	03/08/2019 21:42	151004
Barium	NELAP	0.0025		0.0419	mg/L	1	03/08/2019 21:42	151004
Cadmium	NELAP	0.0020		< 0.0020	mg/L	1	03/08/2019 21:42	151004
Chromium	NELAP	0.0050		< 0.0050	mg/L	1	03/08/2019 21:42	151004
Lead	NELAP	0.0075		< 0.0075	mg/L	1	03/08/2019 21:42	151004
Selenium	NELAP	0.0400		< 0.0400	mg/L	1	03/08/2019 21:42	151004
Silver	NELAP	0.0070		< 0.0070	mg/L	1	03/08/2019 21:42	151004
SW-846 7470A (TOTAL)								
Mercury	NELAP	0.00020		< 0.00020	mg/L	1	03/08/2019 10:16	151005
SW-846 3510C,8270C, SEMI-VOLATILE ORGANIC COMPOUNDS								
Acenaphthene	NELAP	0.000100		ND	mg/L	1	03/13/2019 16:23	151034
Acenaphthylene	NELAP	0.000100		ND	mg/L	1	03/13/2019 16:23	151034
Anthracene	NELAP	0.000100		ND	mg/L	1	03/13/2019 16:23	151034
Benzo(a)anthracene	NELAP	0.000100	S	ND	mg/L	1	03/13/2019 16:23	151034
Benzo(a)pyrene	NELAP	0.000100	S	ND	mg/L	1	03/13/2019 16:23	151034
Benzo(b)fluoranthene	NELAP	0.000100	S	ND	mg/L	1	03/13/2019 16:23	151034
Benzo(g,h,i)perylene	NELAP	0.000200	S	ND	mg/L	1	03/13/2019 16:23	151034
Benzo(k)fluoranthene	NELAP	0.000100	S	ND	mg/L	1	03/13/2019 16:23	151034
Chrysene	NELAP	0.000100	S	ND	mg/L	1	03/13/2019 16:23	151034
Dibenzo(a,h)anthracene	NELAP	0.000100	S	ND	mg/L	1	03/13/2019 16:23	151034
Fluoranthene	NELAP	0.000200	S	ND	mg/L	1	03/13/2019 16:23	151034
Fluorene	NELAP	0.000100		ND	mg/L	1	03/13/2019 16:23	151034
Indeno(1,2,3-cd)pyrene	NELAP	0.000100	S	ND	mg/L	1	03/13/2019 16:23	151034
Naphthalene	NELAP	0.000200		ND	mg/L	1	03/13/2019 16:23	151034
Phenanthrene	NELAP	0.000400		ND	mg/L	1	03/13/2019 16:23	151034
Pyrene	NELAP	0.000200	S	ND	mg/L	1	03/13/2019 16:23	151034
Surr: 2-Fluorobiphenyl	*	10-164		148.0	%REC	1	03/13/2019 16:23	151034
Surr: Nitrobenzene-d5	*	10.3-142		132.2	%REC	1	03/13/2019 16:23	151034
Surr: p-Terphenyl-d14	*	47.1-148		141.5	%REC	1	03/13/2019 16:23	151034

Matrix spike did not recover within control limits due to matrix interference.

Allowable Marginal Exceedance of Fluoranthene and Pyrene in the LCSD is verified per the TNI Standard.

SW-846 5030, 8260B, VOLATILE ORGANIC COMPOUNDS BY GC/MS								
Benzene	NELAP	0.5		ND	µg/L	1	03/08/2019 18:38	151025
Ethylbenzene	NELAP	2.0		ND	µg/L	1	03/08/2019 18:38	151025
Toluene	NELAP	2.0		ND	µg/L	1	03/08/2019 18:38	151025
Xylenes, Total	NELAP	2.0	R	ND	µg/L	1	03/08/2019 18:38	151025
Surr: 1,2-Dichloroethane-d4	*	79.6-118		97.0	%REC	1	03/08/2019 18:38	151025
Surr: 4-Bromofluorobenzene	*	83.9-115		101.6	%REC	1	03/08/2019 18:38	151025
Surr: Dibromofluoromethane	*	84.9-113		102.1	%REC	1	03/08/2019 18:38	151025
Surr: Toluene-d8	*	86.7-112	S	93.5	%REC	1	03/08/2019 18:38	151025

Surrogate recovery is outside control limits due to matrix interference.

RPD for MS/MSD was outside control limits for xylenes.

Matrix spike did not recover within control limits for xylenes due to matrix interference.

Client: ERM
 Client Project: Champaign GW
 Lab ID: 19030404-024
 Matrix: GROUNDWATER

Work Order: 19030404
 Report Date: 14-Mar-2019
 Client Sample ID: UMW-304R-WG-20190306
 Collection Date: 03/06/2019 13:45

Analyses	Certification	RL	Qual	Result	Units	DF	Date Analyzed	Batch
SW-846 9012A (TOTAL)								
Cyanide	NELAP	0.005		< 0.005	mg/L	1	03/11/2019 15:48	151027
SW-846 3005A, 6010B, METALS BY ICP (TOTAL)								
Arsenic	NELAP	0.0250		< 0.0250	mg/L	1	03/08/2019 21:39	151004
Barium	NELAP	0.0025		0.0834	mg/L	1	03/08/2019 21:39	151004
Cadmium	NELAP	0.0020		< 0.0020	mg/L	1	03/08/2019 21:39	151004
Chromium	NELAP	0.0050		< 0.0050	mg/L	1	03/08/2019 21:39	151004
Lead	NELAP	0.0075		< 0.0075	mg/L	1	03/08/2019 21:39	151004
Selenium	NELAP	0.0400		< 0.0400	mg/L	1	03/08/2019 21:39	151004
Silver	NELAP	0.0070		< 0.0070	mg/L	1	03/08/2019 21:39	151004
SW-846 7470A (TOTAL)								
Mercury	NELAP	0.00020		< 0.00020	mg/L	1	03/08/2019 10:23	151005
SW-846 3510C,8270C, SEMI-VOLATILE ORGANIC COMPOUNDS								
Acenaphthene	NELAP	0.000100		0.000608	mg/L	1	03/13/2019 1:05	151053
Acenaphthylene	NELAP	0.000100		0.00131	mg/L	1	03/13/2019 1:05	151053
Anthracene	NELAP	0.000100		ND	mg/L	1	03/13/2019 1:05	151053
Benzo(a)anthracene	NELAP	0.000100		ND	mg/L	1	03/13/2019 1:05	151053
Benzo(a)pyrene	NELAP	0.000100		ND	mg/L	1	03/13/2019 1:05	151053
Benzo(b)fluoranthene	NELAP	0.000100		ND	mg/L	1	03/13/2019 1:05	151053
Benzo(g,h,i)perylene	NELAP	0.000200		ND	mg/L	1	03/13/2019 1:05	151053
Benzo(k)fluoranthene	NELAP	0.000100		ND	mg/L	1	03/13/2019 1:05	151053
Chrysene	NELAP	0.000100		ND	mg/L	1	03/13/2019 1:05	151053
Dibenzo(a,h)anthracene	NELAP	0.000100		ND	mg/L	1	03/13/2019 1:05	151053
Fluoranthene	NELAP	0.000200		ND	mg/L	1	03/13/2019 1:05	151053
Fluorene	NELAP	0.000100		ND	mg/L	1	03/13/2019 1:05	151053
Indeno(1,2,3-cd)pyrene	NELAP	0.000100		ND	mg/L	1	03/13/2019 1:05	151053
Naphthalene	NELAP	0.000200		0.00106	mg/L	1	03/13/2019 1:05	151053
Phenanthrene	NELAP	0.000400		ND	mg/L	1	03/13/2019 1:05	151053
Pyrene	NELAP	0.000200		ND	mg/L	1	03/13/2019 1:05	151053
Surr: 2-Fluorobiphenyl	*	10-164		109.1	%REC	1	03/13/2019 1:05	151053
Surr: Nitrobenzene-d5	*	10.3-142		93.1	%REC	1	03/13/2019 1:05	151053
Surr: p-Terphenyl-d14	*	47.1-148		91.1	%REC	1	03/13/2019 1:05	151053
SW-846 5030, 8260B, VOLATILE ORGANIC COMPOUNDS BY GC/MS								
Benzene	NELAP	0.5		ND	µg/L	1	03/12/2019 12:47	151106
Ethylbenzene	NELAP	2.0		ND	µg/L	1	03/12/2019 12:47	151106
Toluene	NELAP	2.0		ND	µg/L	1	03/12/2019 12:47	151106
Xylenes, Total	NELAP	2.0		ND	µg/L	1	03/12/2019 12:47	151106
Surr: 1,2-Dichloroethane-d4	*	79.6-118		92.9	%REC	1	03/12/2019 12:47	151106
Surr: 4-Bromofluorobenzene	*	83.9-115		101.3	%REC	1	03/12/2019 12:47	151106
Surr: Dibromofluoromethane	*	84.9-113		97.9	%REC	1	03/12/2019 12:47	151106
Surr: Toluene-d8	*	86.7-112		99.0	%REC	1	03/12/2019 12:47	151106

Client: ERM
 Client Project: Champaign GW
 Lab ID: 19030404-025
 Matrix: GROUNDWATER

Work Order: 19030404
 Report Date: 14-Mar-2019
 Client Sample ID: UMW-305-WG-20190306
 Collection Date: 03/06/2019 8:10

Analyses	Certification	RL	Qual	Result	Units	DF	Date Analyzed	Batch
SW-846 9012A (TOTAL)								
Cyanide	NELAP	0.005		0.007	mg/L	1	03/11/2019 16:36	151030
SW-846 3005A, 6010B, METALS BY ICP (TOTAL)								
Arsenic	NELAP	0.0250		< 0.0250	mg/L	1	03/08/2019 21:53	151004
Barium	NELAP	0.0025		0.100	mg/L	1	03/08/2019 21:53	151004
Cadmium	NELAP	0.0020		< 0.0020	mg/L	1	03/08/2019 21:53	151004
Chromium	NELAP	0.0050		< 0.0050	mg/L	1	03/08/2019 21:53	151004
Lead	NELAP	0.0075		< 0.0075	mg/L	1	03/08/2019 21:53	151004
Selenium	NELAP	0.0400		< 0.0400	mg/L	1	03/08/2019 21:53	151004
Silver	NELAP	0.0070		< 0.0070	mg/L	1	03/08/2019 21:53	151004
SW-846 7470A (TOTAL)								
Mercury	NELAP	0.00020		< 0.00020	mg/L	1	03/08/2019 10:26	151005
SW-846 3510C,8270C, SEMI-VOLATILE ORGANIC COMPOUNDS								
Acenaphthene	NELAP	0.000100		ND	mg/L	1	03/13/2019 1:44	151053
Acenaphthylene	NELAP	0.000100		ND	mg/L	1	03/13/2019 1:44	151053
Anthracene	NELAP	0.000100		ND	mg/L	1	03/13/2019 1:44	151053
Benzo(a)anthracene	NELAP	0.000100		ND	mg/L	1	03/13/2019 1:44	151053
Benzo(a)pyrene	NELAP	0.000100		ND	mg/L	1	03/13/2019 1:44	151053
Benzo(b)fluoranthene	NELAP	0.000100		ND	mg/L	1	03/13/2019 1:44	151053
Benzo(g,h,i)perylene	NELAP	0.000200		ND	mg/L	1	03/13/2019 1:44	151053
Benzo(k)fluoranthene	NELAP	0.000100		ND	mg/L	1	03/13/2019 1:44	151053
Chrysene	NELAP	0.000100		ND	mg/L	1	03/13/2019 1:44	151053
Dibenzo(a,h)anthracene	NELAP	0.000100		ND	mg/L	1	03/13/2019 1:44	151053
Fluoranthene	NELAP	0.000200	S	ND	mg/L	1	03/13/2019 1:44	151053
Fluorene	NELAP	0.000100		ND	mg/L	1	03/13/2019 1:44	151053
Indeno(1,2,3-cd)pyrene	NELAP	0.000100		ND	mg/L	1	03/13/2019 1:44	151053
Naphthalene	NELAP	0.000200		ND	mg/L	1	03/13/2019 1:44	151053
Phenanthrene	NELAP	0.000400		ND	mg/L	1	03/13/2019 1:44	151053
Pyrene	NELAP	0.000200	S	ND	mg/L	1	03/13/2019 1:44	151053
Surr: 2-Fluorobiphenyl	*	10-164		100.6	%REC	1	03/13/2019 1:44	151053
Surr: Nitrobenzene-d5	*	10.3-142		87.4	%REC	1	03/13/2019 1:44	151053
Surr: p-Terphenyl-d14	*	47.1-148		92.6	%REC	1	03/13/2019 1:44	151053
<i>Matrix spike did not recover within control limits due to matrix interference.</i>								
SW-846 5030, 8260B, VOLATILE ORGANIC COMPOUNDS BY GC/MS								
Benzene	NELAP	0.5		ND	µg/L	1	03/11/2019 19:27	151062
Ethylbenzene	NELAP	2.0		ND	µg/L	1	03/11/2019 19:27	151062
Toluene	NELAP	2.0		ND	µg/L	1	03/11/2019 19:27	151062
Xylenes, Total	NELAP	2.0		ND	µg/L	1	03/11/2019 19:27	151062
Surr: 1,2-Dichloroethane-d4	*	79.6-118		94.6	%REC	1	03/11/2019 19:27	151062
Surr: 4-Bromofluorobenzene	*	83.9-115		99.7	%REC	1	03/11/2019 19:27	151062
Surr: Dibromofluoromethane	*	84.9-113		101.4	%REC	1	03/11/2019 19:27	151062
Surr: Toluene-d8	*	86.7-112		91.4	%REC	1	03/11/2019 19:27	151062

Client: ERM
 Client Project: Champaign GW
 Lab ID: 19030404-026
 Matrix: GROUNDWATER

Work Order: 19030404
 Report Date: 14-Mar-2019
 Client Sample ID: UMW-306-WG-2019030606
 Collection Date: 03/06/2019 10:00

Analyses	Certification	RL	Qual	Result	Units	DF	Date Analyzed	Batch
SW-846 9012A (TOTAL)								
Cyanide	NELAP	0.005		0.014	mg/L	1	03/11/2019 16:53	151030
SW-846 3005A, 6010B, METALS BY ICP (TOTAL)								
Arsenic	NELAP	0.0250		< 0.0250	mg/L	1	03/08/2019 22:04	151004
Barium	NELAP	0.0025		0.124	mg/L	1	03/08/2019 22:04	151004
Cadmium	NELAP	0.0020		< 0.0020	mg/L	1	03/08/2019 22:04	151004
Chromium	NELAP	0.0050		< 0.0050	mg/L	1	03/08/2019 22:04	151004
Lead	NELAP	0.0075		< 0.0075	mg/L	1	03/08/2019 22:04	151004
Selenium	NELAP	0.0400		< 0.0400	mg/L	1	03/08/2019 22:04	151004
Silver	NELAP	0.0070		< 0.0070	mg/L	1	03/08/2019 22:04	151004
SW-846 7470A (TOTAL)								
Mercury	NELAP	0.00020		< 0.00020	mg/L	1	03/08/2019 10:33	151005
SW-846 3510C,8270C, SEMI-VOLATILE ORGANIC COMPOUNDS								
Acenaphthene	NELAP	0.000100		ND	mg/L	1	03/13/2019 3:39	151053
Acenaphthylene	NELAP	0.000100		ND	mg/L	1	03/13/2019 3:39	151053
Anthracene	NELAP	0.000100		ND	mg/L	1	03/13/2019 3:39	151053
Benzo(a)anthracene	NELAP	0.000100		ND	mg/L	1	03/13/2019 3:39	151053
Benzo(a)pyrene	NELAP	0.000100		ND	mg/L	1	03/13/2019 3:39	151053
Benzo(b)fluoranthene	NELAP	0.000100		ND	mg/L	1	03/13/2019 3:39	151053
Benzo(g,h,i)perylene	NELAP	0.000200		ND	mg/L	1	03/13/2019 3:39	151053
Benzo(k)fluoranthene	NELAP	0.000100		ND	mg/L	1	03/13/2019 3:39	151053
Chrysene	NELAP	0.000100		ND	mg/L	1	03/13/2019 3:39	151053
Dibenzo(a,h)anthracene	NELAP	0.000100		ND	mg/L	1	03/13/2019 3:39	151053
Fluoranthene	NELAP	0.000200		ND	mg/L	1	03/13/2019 3:39	151053
Fluorene	NELAP	0.000100		ND	mg/L	1	03/13/2019 3:39	151053
Indeno(1,2,3-cd)pyrene	NELAP	0.000100		ND	mg/L	1	03/13/2019 3:39	151053
Naphthalene	NELAP	0.000200		ND	mg/L	1	03/13/2019 3:39	151053
Phenanthrene	NELAP	0.000400		ND	mg/L	1	03/13/2019 3:39	151053
Pyrene	NELAP	0.000200		ND	mg/L	1	03/13/2019 3:39	151053
Surr: 2-Fluorobiphenyl	*	10-164		107.5	%REC	1	03/13/2019 3:39	151053
Surr: Nitrobenzene-d5	*	10.3-142		101.2	%REC	1	03/13/2019 3:39	151053
Surr: p-Terphenyl-d14	*	47.1-148		106.6	%REC	1	03/13/2019 3:39	151053
SW-846 5030, 8260B, VOLATILE ORGANIC COMPOUNDS BY GC/MS								
Benzene	NELAP	0.5		ND	µg/L	1	03/12/2019 3:36	151094
Ethylbenzene	NELAP	2.0		ND	µg/L	1	03/12/2019 3:36	151094
Toluene	NELAP	2.0		ND	µg/L	1	03/12/2019 3:36	151094
Xylenes, Total	NELAP	2.0		ND	µg/L	1	03/12/2019 3:36	151094
Surr: 1,2-Dichloroethane-d4	*	79.6-118		94.3	%REC	1	03/12/2019 3:36	151094
Surr: 4-Bromofluorobenzene	*	83.9-115		97.3	%REC	1	03/12/2019 3:36	151094
Surr: Dibromofluoromethane	*	84.9-113		103.4	%REC	1	03/12/2019 3:36	151094
Surr: Toluene-d8	*	86.7-112		93.2	%REC	1	03/12/2019 3:36	151094

Client: ERM
 Client Project: Champaign GW
 Lab ID: 19030404-027
 Matrix: GROUNDWATER

Work Order: 19030404
 Report Date: 14-Mar-2019
 Client Sample ID: UMW-307-WG-20190306
 Collection Date: 03/06/2019 8:25

Analyses	Certification	RL	Qual	Result	Units	DF	Date Analyzed	Batch
SW-846 9012A (TOTAL)								
Cyanide	NELAP	0.010		0.056	mg/L	2	03/12/2019 10:43	151030
SW-846 3005A, 6010B, METALS BY ICP (TOTAL)								
Arsenic	NELAP	0.0250		< 0.0250	mg/L	1	03/08/2019 22:08	151004
Barium	NELAP	0.0025		0.119	mg/L	1	03/08/2019 22:08	151004
Cadmium	NELAP	0.0020		< 0.0020	mg/L	1	03/08/2019 22:08	151004
Chromium	NELAP	0.0050		< 0.0050	mg/L	1	03/08/2019 22:08	151004
Lead	NELAP	0.0075		< 0.0075	mg/L	1	03/08/2019 22:08	151004
Selenium	NELAP	0.0400		< 0.0400	mg/L	1	03/08/2019 22:08	151004
Silver	NELAP	0.0070		< 0.0070	mg/L	1	03/08/2019 22:08	151004
SW-846 7470A (TOTAL)								
Mercury	NELAP	0.00020		< 0.00020	mg/L	1	03/08/2019 10:35	151005
SW-846 3510C,8270C, SEMI-VOLATILE ORGANIC COMPOUNDS								
Acenaphthene	NELAP	0.000100		ND	mg/L	1	03/13/2019 18:56	151053
Acenaphthylene	NELAP	0.000100		ND	mg/L	1	03/13/2019 18:56	151053
Anthracene	NELAP	0.000100		ND	mg/L	1	03/13/2019 18:56	151053
Benzo(a)anthracene	NELAP	0.000100		ND	mg/L	1	03/13/2019 18:56	151053
Benzo(a)pyrene	NELAP	0.000100		ND	mg/L	1	03/13/2019 18:56	151053
Benzo(b)fluoranthene	NELAP	0.000100		ND	mg/L	1	03/13/2019 18:56	151053
Benzo(g,h,i)perylene	NELAP	0.000200		ND	mg/L	1	03/13/2019 18:56	151053
Benzo(k)fluoranthene	NELAP	0.000100		ND	mg/L	1	03/13/2019 18:56	151053
Chrysene	NELAP	0.000100		ND	mg/L	1	03/13/2019 18:56	151053
Dibenzo(a,h)anthracene	NELAP	0.000100		ND	mg/L	1	03/13/2019 18:56	151053
Fluoranthene	NELAP	0.000200		ND	mg/L	1	03/13/2019 18:56	151053
Fluorene	NELAP	0.000100		ND	mg/L	1	03/13/2019 18:56	151053
Indeno(1,2,3-cd)pyrene	NELAP	0.000100		ND	mg/L	1	03/13/2019 18:56	151053
Naphthalene	NELAP	0.000200		ND	mg/L	1	03/13/2019 18:56	151053
Phenanthrene	NELAP	0.000400		ND	mg/L	1	03/13/2019 18:56	151053
Pyrene	NELAP	0.000200		ND	mg/L	1	03/13/2019 18:56	151053
Surr: 2-Fluorobiphenyl	*	10-164		99.8	%REC	1	03/13/2019 18:56	151053
Surr: Nitrobenzene-d5	*	10.3-142		99.4	%REC	1	03/13/2019 18:56	151053
Surr: p-Terphenyl-d14	*	47.1-148		98.7	%REC	1	03/13/2019 18:56	151053
SW-846 5030, 8260B, VOLATILE ORGANIC COMPOUNDS BY GC/MS								
Benzene	NELAP	0.5		ND	µg/L	1	03/12/2019 5:20	151094
Ethylbenzene	NELAP	2.0		ND	µg/L	1	03/12/2019 5:20	151094
Toluene	NELAP	2.0		ND	µg/L	1	03/12/2019 5:20	151094
Xylenes, Total	NELAP	2.0		ND	µg/L	1	03/12/2019 5:20	151094
Surr: 1,2-Dichloroethane-d4	*	79.6-118		95.7	%REC	1	03/12/2019 5:20	151094
Surr: 4-Bromofluorobenzene	*	83.9-115		100.4	%REC	1	03/12/2019 5:20	151094
Surr: Dibromofluoromethane	*	84.9-113		102.1	%REC	1	03/12/2019 5:20	151094
Surr: Toluene-d8	*	86.7-112		91.0	%REC	1	03/12/2019 5:20	151094

Client: ERM
 Client Project: Champaign GW
 Lab ID: 19030404-028
 Matrix: GROUNDWATER

Work Order: 19030404
 Report Date: 14-Mar-2019
 Client Sample ID: UMW-308-WG-20190306
 Collection Date: 03/06/2019 11:25

Analyses	Certification	RL	Qual	Result	Units	DF	Date Analyzed	Batch
SW-846 9012A (TOTAL)								
Cyanide	NELAP	0.005		0.011	mg/L	1	03/11/2019 17:02	151030
SW-846 3005A, 6010B, METALS BY ICP (TOTAL)								
Arsenic	NELAP	0.0250		< 0.0250	mg/L	1	03/08/2019 22:12	151004
Barium	NELAP	0.0025		0.118	mg/L	1	03/08/2019 22:12	151004
Cadmium	NELAP	0.0020		< 0.0020	mg/L	1	03/08/2019 22:12	151004
Chromium	NELAP	0.0050		< 0.0050	mg/L	1	03/08/2019 22:12	151004
Lead	NELAP	0.0075		< 0.0075	mg/L	1	03/08/2019 22:12	151004
Selenium	NELAP	0.0400		< 0.0400	mg/L	1	03/08/2019 22:12	151004
Silver	NELAP	0.0070		< 0.0070	mg/L	1	03/08/2019 22:12	151004
SW-846 7470A (TOTAL)								
Mercury	NELAP	0.00020		< 0.00020	mg/L	1	03/08/2019 10:42	151005
SW-846 3510C,8270C, SEMI-VOLATILE ORGANIC COMPOUNDS								
Acenaphthene	NELAP	0.000100		ND	mg/L	1	03/13/2019 19:34	151053
Acenaphthylene	NELAP	0.000100		ND	mg/L	1	03/13/2019 19:34	151053
Anthracene	NELAP	0.000100		ND	mg/L	1	03/13/2019 19:34	151053
Benzo(a)anthracene	NELAP	0.000100		ND	mg/L	1	03/13/2019 19:34	151053
Benzo(a)pyrene	NELAP	0.000100		ND	mg/L	1	03/13/2019 19:34	151053
Benzo(b)fluoranthene	NELAP	0.000100		ND	mg/L	1	03/13/2019 19:34	151053
Benzo(g,h,i)perylene	NELAP	0.000200		ND	mg/L	1	03/13/2019 19:34	151053
Benzo(k)fluoranthene	NELAP	0.000100		ND	mg/L	1	03/13/2019 19:34	151053
Chrysene	NELAP	0.000100		ND	mg/L	1	03/13/2019 19:34	151053
Dibenzo(a,h)anthracene	NELAP	0.000100		ND	mg/L	1	03/13/2019 19:34	151053
Fluoranthene	NELAP	0.000200		ND	mg/L	1	03/13/2019 19:34	151053
Fluorene	NELAP	0.000100		ND	mg/L	1	03/13/2019 19:34	151053
Indeno(1,2,3-cd)pyrene	NELAP	0.000100		ND	mg/L	1	03/13/2019 19:34	151053
Naphthalene	NELAP	0.000200		ND	mg/L	1	03/13/2019 19:34	151053
Phenanthrene	NELAP	0.000400		ND	mg/L	1	03/13/2019 19:34	151053
Pyrene	NELAP	0.000200		ND	mg/L	1	03/13/2019 19:34	151053
Surr: 2-Fluorobiphenyl	*	10-164		99.6	%REC	1	03/13/2019 19:34	151053
Surr: Nitrobenzene-d5	*	10.3-142		93.5	%REC	1	03/13/2019 19:34	151053
Surr: p-Terphenyl-d14	*	47.1-148		88.6	%REC	1	03/13/2019 19:34	151053
SW-846 5030, 8260B, VOLATILE ORGANIC COMPOUNDS BY GC/MS								
Benzene	NELAP	0.5		ND	µg/L	1	03/12/2019 5:46	151094
Ethylbenzene	NELAP	2.0		ND	µg/L	1	03/12/2019 5:46	151094
Toluene	NELAP	2.0		ND	µg/L	1	03/12/2019 5:46	151094
Xylenes, Total	NELAP	2.0		ND	µg/L	1	03/12/2019 5:46	151094
Surr: 1,2-Dichloroethane-d4	*	79.6-118		95.2	%REC	1	03/12/2019 5:46	151094
Surr: 4-Bromofluorobenzene	*	83.9-115		98.9	%REC	1	03/12/2019 5:46	151094
Surr: Dibromofluoromethane	*	84.9-113		102.7	%REC	1	03/12/2019 5:46	151094
Surr: Toluene-d8	*	86.7-112		93.4	%REC	1	03/12/2019 5:46	151094

Client: ERM
 Client Project: Champaign GW
 Lab ID: 19030404-029
 Matrix: GROUNDWATER

Work Order: 19030404
 Report Date: 14-Mar-2019
 Client Sample ID: DUP 001-WG-20190305
 Collection Date: 03/05/2019 0:00

Analyses	Certification	RL	Qual	Result	Units	DF	Date Analyzed	Batch
SW-846 9012A (TOTAL)								
Cyanide	NELAP	0.100		0.340	mg/L	20	03/12/2019 10:48	151030
SW-846 3005A, 6010B, METALS BY ICP (TOTAL)								
Arsenic	NELAP	0.0250		< 0.0250	mg/L	1	03/08/2019 22:26	151004
Barium	NELAP	0.0025		0.197	mg/L	1	03/08/2019 22:26	151004
Cadmium	NELAP	0.0020		< 0.0020	mg/L	1	03/08/2019 22:26	151004
Chromium	NELAP	0.0050		0.0269	mg/L	1	03/08/2019 22:26	151004
Lead	NELAP	0.0075		0.0135	mg/L	1	03/08/2019 22:26	151004
Selenium	NELAP	0.0400		< 0.0400	mg/L	1	03/08/2019 22:26	151004
Silver	NELAP	0.0070		< 0.0070	mg/L	1	03/08/2019 22:26	151004
SW-846 7470A (TOTAL)								
Mercury	NELAP	0.00020		< 0.00020	mg/L	1	03/08/2019 10:44	151005
SW-846 3510C,8270C, SEMI-VOLATILE ORGANIC COMPOUNDS								
Acenaphthene	NELAP	0.000100		ND	mg/L	1	03/13/2019 20:11	151053
Acenaphthylene	NELAP	0.000100		ND	mg/L	1	03/13/2019 20:11	151053
Anthracene	NELAP	0.000100		0.000107	mg/L	1	03/13/2019 20:11	151053
Benzo(a)anthracene	NELAP	0.000100		ND	mg/L	1	03/13/2019 20:11	151053
Benzo(a)pyrene	NELAP	0.000100		ND	mg/L	1	03/13/2019 20:11	151053
Benzo(b)fluoranthene	NELAP	0.000100		ND	mg/L	1	03/13/2019 20:11	151053
Benzo(g,h,i)perylene	NELAP	0.000200		ND	mg/L	1	03/13/2019 20:11	151053
Benzo(k)fluoranthene	NELAP	0.000100		ND	mg/L	1	03/13/2019 20:11	151053
Chrysene	NELAP	0.000100		ND	mg/L	1	03/13/2019 20:11	151053
Dibenzo(a,h)anthracene	NELAP	0.000100		ND	mg/L	1	03/13/2019 20:11	151053
Fluoranthene	NELAP	0.000200		ND	mg/L	1	03/13/2019 20:11	151053
Fluorene	NELAP	0.000100		ND	mg/L	1	03/13/2019 20:11	151053
Indeno(1,2,3-cd)pyrene	NELAP	0.000100		ND	mg/L	1	03/13/2019 20:11	151053
Naphthalene	NELAP	0.000200		ND	mg/L	1	03/13/2019 20:11	151053
Phenanthrene	NELAP	0.000400		ND	mg/L	1	03/13/2019 20:11	151053
Pyrene	NELAP	0.000200		ND	mg/L	1	03/13/2019 20:11	151053
Surr: 2-Fluorobiphenyl	*	10-164		88.3	%REC	1	03/13/2019 20:11	151053
Surr: Nitrobenzene-d5	*	10.3-142		83.4	%REC	1	03/13/2019 20:11	151053
Surr: p-Terphenyl-d14	*	47.1-148		76.5	%REC	1	03/13/2019 20:11	151053
SW-846 5030, 8260B, VOLATILE ORGANIC COMPOUNDS BY GC/MS								
Benzene	NELAP	0.5		2.0	µg/L	1	03/12/2019 6:12	151094
Ethylbenzene	NELAP	2.0		ND	µg/L	1	03/12/2019 6:12	151094
Toluene	NELAP	2.0		ND	µg/L	1	03/12/2019 6:12	151094
Xylenes, Total	NELAP	2.0		ND	µg/L	1	03/12/2019 6:12	151094
Surr: 1,2-Dichloroethane-d4	*	79.6-118		93.8	%REC	1	03/12/2019 6:12	151094
Surr: 4-Bromofluorobenzene	*	83.9-115		99.2	%REC	1	03/12/2019 6:12	151094
Surr: Dibromofluoromethane	*	84.9-113		100.9	%REC	1	03/12/2019 6:12	151094
Surr: Toluene-d8	*	86.7-112		94.2	%REC	1	03/12/2019 6:12	151094

Client: ERM
 Client Project: Champaign GW
 Lab ID: 19030404-030
 Matrix: GROUNDWATER

Work Order: 19030404
 Report Date: 14-Mar-2019
 Client Sample ID: DUP 002-WG-20190306
 Collection Date: 03/06/2019 0:00

Analyses	Certification	RL	Qual	Result	Units	DF	Date Analyzed	Batch
SW-846 9012A (TOTAL)								
Cyanide	NELAP	0.005		< 0.005	mg/L	1	03/11/2019 17:15	151030
SW-846 3005A, 6010B, METALS BY ICP (TOTAL)								
Arsenic	NELAP	0.0250		< 0.0250	mg/L	1	03/08/2019 22:30	151004
Barium	NELAP	0.0025		0.0355	mg/L	1	03/08/2019 22:30	151004
Cadmium	NELAP	0.0020		< 0.0020	mg/L	1	03/08/2019 22:30	151004
Chromium	NELAP	0.0050		< 0.0050	mg/L	1	03/08/2019 22:30	151004
Lead	NELAP	0.0075		< 0.0075	mg/L	1	03/08/2019 22:30	151004
Selenium	NELAP	0.0400		< 0.0400	mg/L	1	03/08/2019 22:30	151004
Silver	NELAP	0.0070		< 0.0070	mg/L	1	03/08/2019 22:30	151004
SW-846 7470A (TOTAL)								
Mercury	NELAP	0.00020		< 0.00020	mg/L	1	03/08/2019 10:46	151005
SW-846 3510C,8270C, SEMI-VOLATILE ORGANIC COMPOUNDS								
Acenaphthene	NELAP	0.000100		ND	mg/L	1	03/13/2019 11:03	151053
Acenaphthylene	NELAP	0.000100		ND	mg/L	1	03/13/2019 11:03	151053
Anthracene	NELAP	0.000100		ND	mg/L	1	03/13/2019 11:03	151053
Benzo(a)anthracene	NELAP	0.000100		ND	mg/L	1	03/13/2019 11:03	151053
Benzo(a)pyrene	NELAP	0.000100		ND	mg/L	1	03/13/2019 11:03	151053
Benzo(b)fluoranthene	NELAP	0.000100		ND	mg/L	1	03/13/2019 11:03	151053
Benzo(g,h,i)perylene	NELAP	0.000200		ND	mg/L	1	03/13/2019 11:03	151053
Benzo(k)fluoranthene	NELAP	0.000100		ND	mg/L	1	03/13/2019 11:03	151053
Chrysene	NELAP	0.000100		ND	mg/L	1	03/13/2019 11:03	151053
Dibenzo(a,h)anthracene	NELAP	0.000100		ND	mg/L	1	03/13/2019 11:03	151053
Fluoranthene	NELAP	0.000200		ND	mg/L	1	03/13/2019 11:03	151053
Fluorene	NELAP	0.000100		ND	mg/L	1	03/13/2019 11:03	151053
Indeno(1,2,3-cd)pyrene	NELAP	0.000100		ND	mg/L	1	03/13/2019 11:03	151053
Naphthalene	NELAP	0.000200		0.000517	mg/L	1	03/13/2019 11:03	151053
Phenanthrene	NELAP	0.000400		ND	mg/L	1	03/13/2019 11:03	151053
Pyrene	NELAP	0.000200		ND	mg/L	1	03/13/2019 11:03	151053
Surr: 2-Fluorobiphenyl	*	10-164		88.1	%REC	1	03/13/2019 11:03	151053
Surr: Nitrobenzene-d5	*	10.3-142		84.6	%REC	1	03/13/2019 11:03	151053
Surr: p-Terphenyl-d14	*	47.1-148		94.8	%REC	1	03/13/2019 11:03	151053
SW-846 5030, 8260B, VOLATILE ORGANIC COMPOUNDS BY GC/MS								
Benzene	NELAP	0.5		142	µg/L	1	03/12/2019 6:37	151094
Ethylbenzene	NELAP	2.0		ND	µg/L	1	03/12/2019 6:37	151094
Toluene	NELAP	2.0		4.2	µg/L	1	03/12/2019 6:37	151094
Xylenes, Total	NELAP	2.0		2.1	µg/L	1	03/12/2019 6:37	151094
Surr: 1,2-Dichloroethane-d4	*	79.6-118		96.1	%REC	1	03/12/2019 6:37	151094
Surr: 4-Bromofluorobenzene	*	83.9-115		97.2	%REC	1	03/12/2019 6:37	151094
Surr: Dibromofluoromethane	*	84.9-113		103.2	%REC	1	03/12/2019 6:37	151094
Surr: Toluene-d8	*	86.7-112		92.9	%REC	1	03/12/2019 6:37	151094

Client: ERM
 Client Project: Champaign GW
 Lab ID: 19030404-031
 Matrix: GROUNDWATER

Work Order: 19030404
 Report Date: 14-Mar-2019
 Client Sample ID: DUP 003-WG-20190306
 Collection Date: 03/06/2019 0:00

Analyses	Certification	RL	Qual	Result	Units	DF	Date Analyzed	Batch
SW-846 9012A (TOTAL)								
Cyanide	NELAP	0.025		0.128	mg/L	5	03/12/2019 10:52	151030
SW-846 3005A, 6010B, METALS BY ICP (TOTAL)								
Arsenic	NELAP	0.0250		< 0.0250	mg/L	1	03/08/2019 22:34	151004
Barium	NELAP	0.0025		0.0607	mg/L	1	03/08/2019 22:34	151004
Cadmium	NELAP	0.0020		< 0.0020	mg/L	1	03/08/2019 22:34	151004
Chromium	NELAP	0.0050		< 0.0050	mg/L	1	03/08/2019 22:34	151004
Lead	NELAP	0.0075		< 0.0075	mg/L	1	03/08/2019 22:34	151004
Selenium	NELAP	0.0400		< 0.0400	mg/L	1	03/08/2019 22:34	151004
Silver	NELAP	0.0070		< 0.0070	mg/L	1	03/08/2019 22:34	151004
SW-846 7470A (TOTAL)								
Mercury	NELAP	0.00020		< 0.00020	mg/L	1	03/08/2019 10:48	151005
SW-846 3510C,8270C, SEMI-VOLATILE ORGANIC COMPOUNDS								
Acenaphthene	NELAP	0.000100		0.000454	mg/L	1	03/13/2019 12:58	151053
Acenaphthylene	NELAP	0.000100		0.000564	mg/L	1	03/13/2019 12:58	151053
Anthracene	NELAP	0.000100		ND	mg/L	1	03/13/2019 12:58	151053
Benzo(a)anthracene	NELAP	0.000100		ND	mg/L	1	03/13/2019 12:58	151053
Benzo(a)pyrene	NELAP	0.000100		ND	mg/L	1	03/13/2019 12:58	151053
Benzo(b)fluoranthene	NELAP	0.000100		ND	mg/L	1	03/13/2019 12:58	151053
Benzo(g,h,i)perylene	NELAP	0.000200		ND	mg/L	1	03/13/2019 12:58	151053
Benzo(k)fluoranthene	NELAP	0.000100		ND	mg/L	1	03/13/2019 12:58	151053
Chrysene	NELAP	0.000100		ND	mg/L	1	03/13/2019 12:58	151053
Dibenzo(a,h)anthracene	NELAP	0.000100		ND	mg/L	1	03/13/2019 12:58	151053
Fluoranthene	NELAP	0.000200		ND	mg/L	1	03/13/2019 12:58	151053
Fluorene	NELAP	0.000100		ND	mg/L	1	03/13/2019 12:58	151053
Indeno(1,2,3-cd)pyrene	NELAP	0.000100		ND	mg/L	1	03/13/2019 12:58	151053
Naphthalene	NELAP	0.200		2.82	mg/L	1000	03/14/2019 13:02	151053
Phenanthrene	NELAP	0.000400		ND	mg/L	1	03/13/2019 12:58	151053
Pyrene	NELAP	0.000200		ND	mg/L	1	03/13/2019 12:58	151053
Surr: 2-Fluorobiphenyl	*	10-164	S	0	%REC	1000	03/14/2019 13:02	151053
Surr: Nitrobenzene-d5	*	10.3-142	S	0	%REC	1000	03/14/2019 13:02	151053
Surr: p-Terphenyl-d14	*	47.1-148		107.1	%REC	1	03/13/2019 12:58	151053
<i>Surrogate recovery is outside control limits due to sample dilution.</i>								
SW-846 5030, 8260B, VOLATILE ORGANIC COMPOUNDS BY GC/MS								
Benzene	NELAP	5.0		532	µg/L	10	03/12/2019 7:03	151094
Ethylbenzene	NELAP	20.0		925	µg/L	10	03/12/2019 7:03	151094
Toluene	NELAP	20.0		ND	µg/L	10	03/12/2019 7:03	151094
Xylenes, Total	NELAP	20.0		251	µg/L	10	03/12/2019 7:03	151094
Surr: 1,2-Dichloroethane-d4	*	79.6-118		94.6	%REC	10	03/12/2019 7:03	151094
Surr: 4-Bromofluorobenzene	*	83.9-115		97.8	%REC	10	03/12/2019 7:03	151094
Surr: Dibromofluoromethane	*	84.9-113		99.7	%REC	10	03/12/2019 7:03	151094
Surr: Toluene-d8	*	86.7-112		93.6	%REC	10	03/12/2019 7:03	151094

Elevated reporting limit due to high levels of target and/or non-target analytes.

Client: ERM
 Client Project: Champaign GW
 Lab ID: 19030404-032
 Matrix: GROUNDWATER

Work Order: 19030404
 Report Date: 14-Mar-2019
 Client Sample ID: EB-01-WQ-20190306
 Collection Date: 03/06/2019 13:20

Analyses	Certification	RL	Qual	Result	Units	DF	Date Analyzed	Batch
SW-846 9012A (TOTAL)								
Cyanide	NELAP	0.005		< 0.005	mg/L	1	03/11/2019 17:24	151030
SW-846 3005A, 6010B, METALS BY ICP (TOTAL)								
Arsenic	NELAP	0.0250		< 0.0250	mg/L	1	03/08/2019 22:37	151004
Barium	NELAP	0.0025		< 0.0025	mg/L	1	03/08/2019 22:37	151004
Cadmium	NELAP	0.0020		< 0.0020	mg/L	1	03/08/2019 22:37	151004
Chromium	NELAP	0.0050		< 0.0050	mg/L	1	03/08/2019 22:37	151004
Lead	NELAP	0.0075		< 0.0075	mg/L	1	03/08/2019 22:37	151004
Selenium	NELAP	0.0400		< 0.0400	mg/L	1	03/08/2019 22:37	151004
Silver	NELAP	0.0070		< 0.0070	mg/L	1	03/08/2019 22:37	151004
SW-846 7470A (TOTAL)								
Mercury	NELAP	0.00020		< 0.00020	mg/L	1	03/08/2019 10:51	151005
SW-846 3510C,8270C, SEMI-VOLATILE ORGANIC COMPOUNDS								
Acenaphthene	NELAP	0.000100		ND	mg/L	1	03/13/2019 14:27	151053
Acenaphthylene	NELAP	0.000100		ND	mg/L	1	03/13/2019 14:27	151053
Anthracene	NELAP	0.000100		ND	mg/L	1	03/13/2019 14:27	151053
Benzo(a)anthracene	NELAP	0.000100		ND	mg/L	1	03/13/2019 14:27	151053
Benzo(a)pyrene	NELAP	0.000100		ND	mg/L	1	03/13/2019 14:27	151053
Benzo(b)fluoranthene	NELAP	0.000100		ND	mg/L	1	03/13/2019 14:27	151053
Benzo(g,h,i)perylene	NELAP	0.000200		ND	mg/L	1	03/13/2019 14:27	151053
Benzo(k)fluoranthene	NELAP	0.000100		ND	mg/L	1	03/13/2019 14:27	151053
Chrysene	NELAP	0.000100		ND	mg/L	1	03/13/2019 14:27	151053
Dibenzo(a,h)anthracene	NELAP	0.000100		ND	mg/L	1	03/13/2019 14:27	151053
Fluoranthene	NELAP	0.000200		ND	mg/L	1	03/13/2019 14:27	151053
Fluorene	NELAP	0.000100		ND	mg/L	1	03/13/2019 14:27	151053
Indeno(1,2,3-cd)pyrene	NELAP	0.000100		ND	mg/L	1	03/13/2019 14:27	151053
Naphthalene	NELAP	0.000200		0.00201	mg/L	1	03/13/2019 14:27	151053
Phenanthrene	NELAP	0.000400		ND	mg/L	1	03/13/2019 14:27	151053
Pyrene	NELAP	0.000200		ND	mg/L	1	03/13/2019 14:27	151053
Surr: 2-Fluorobiphenyl	*	10-164		78.4	%REC	1	03/13/2019 14:27	151053
Surr: Nitrobenzene-d5	*	10.3-142		85.9	%REC	1	03/13/2019 14:27	151053
Surr: p-Terphenyl-d14	*	47.1-148		99.8	%REC	1	03/13/2019 14:27	151053
SW-846 5030, 8260B, VOLATILE ORGANIC COMPOUNDS BY GC/MS								
Benzene	NELAP	0.5		ND	µg/L	1	03/12/2019 7:29	151094
Ethylbenzene	NELAP	2.0		ND	µg/L	1	03/12/2019 7:29	151094
Toluene	NELAP	2.0		ND	µg/L	1	03/12/2019 7:29	151094
Xylenes, Total	NELAP	2.0		ND	µg/L	1	03/12/2019 7:29	151094
Surr: 1,2-Dichloroethane-d4	*	79.6-118		96.0	%REC	1	03/12/2019 7:29	151094
Surr: 4-Bromofluorobenzene	*	83.9-115		95.5	%REC	1	03/12/2019 7:29	151094
Surr: Dibromofluoromethane	*	84.9-113		102.9	%REC	1	03/12/2019 7:29	151094
Surr: Toluene-d8	*	86.7-112		92.4	%REC	1	03/12/2019 7:29	151094



Laboratory Results

<http://www.teklabinc.com/>

Client: ERM

Work Order: 19030404

Client Project: Champaign GW

Report Date: 14-Mar-2019

Lab ID: 19030404-033

Client Sample ID: TB-01-WQ-201903

Matrix: TRIP BLANK

Collection Date: 03/07/2019 13:50

Analyses	Certification	RL	Qual	Result	Units	DF	Date Analyzed	Batch
SW-846 5030, 8260B, VOLATILE ORGANIC COMPOUNDS BY GC/MS								
Benzene	NELAP	0.5		ND	µg/L	1	03/12/2019 7:55	151094
Ethylbenzene	NELAP	2.0		ND	µg/L	1	03/12/2019 7:55	151094
Toluene	NELAP	2.0		ND	µg/L	1	03/12/2019 7:55	151094
Xylenes, Total	NELAP	2.0		ND	µg/L	1	03/12/2019 7:55	151094
Surr: 1,2-Dichloroethane-d4	*	79.6-118		95.9	%REC	1	03/12/2019 7:55	151094
Surr: 4-Bromofluorobenzene	*	83.9-115		98.7	%REC	1	03/12/2019 7:55	151094
Surr: Dibromofluoromethane	*	84.9-113		99.4	%REC	1	03/12/2019 7:55	151094
Surr: Toluene-d8	*	86.7-112		91.8	%REC	1	03/12/2019 7:55	151094

Client: ERM

Work Order: 19030404

Client Project: Champaign GW

Report Date: 14-Mar-2019

Lab Sample ID	Client Sample ID	Matrix	Fractions	Collection Date
19030404-001	UMW-102-WG-20190304	Groundwater	4	03/04/2019 16:00
19030404-002	UMW-105-WG-20190306	Groundwater	4	03/06/2019 14:40
19030404-003	UMW-106R-WG-20190305	Groundwater	4	03/05/2019 17:20
19030404-004	UMW-107R-WG-20190305	Groundwater	4	03/05/2019 18:00
19030404-005	UMW-108-WG-20190305	Groundwater	4	03/05/2019 13:00
19030404-006	UMW-109-WG-20190305	Groundwater	4	03/05/2019 11:45
19030404-007	UMW-111A-WG-20190305	Groundwater	4	03/05/2019 10:30
19030404-008	UMW-116-WG-20190305	Groundwater	4	03/05/2019 15:50
19030404-009	UMW-117-WG-20190305	Groundwater	4	03/05/2019 15:10
19030404-010	UMW-118-WG-20190305	Groundwater	4	03/05/2019 13:40
19030404-011	UMW-119-WG-20190305	Groundwater	4	03/05/2019 9:20
19030404-012	UMW-120-WG20190306	Groundwater	4	03/06/2019 9:35
19030404-013	UMW-121-WG-20190306	Groundwater	4	03/06/2019 13:40
19030404-014	UMW-122-WG-20190305	Groundwater	4	03/05/2019 16:55
19030404-015	UMW-123-WG-20190305	Groundwater	4	03/05/2019 18:00
19030404-016	UMW-124-WG-20190306	Groundwater	4	03/06/2019 12:10
19030404-017	UMW-125-WG-20190306	Groundwater	4	03/06/2019 13:00
19030404-018	UMW-126-WG-20190306	Groundwater	4	03/06/2019 11:15
19030404-019	UMW-127-WG-20190306	Groundwater	4	03/06/2019 14:30
19030404-020	UMW-300-WG-20190305	Groundwater	4	03/05/2019 9:25
19030404-021	UMW-301R-WG-20190306	Groundwater	4	03/06/2019 15:30
19030404-022	UMW-302-WG-20190306	Groundwater	4	03/06/2019 13:00
19030404-023	UMW-303-WG-20190305	Groundwater	4	03/05/2019 14:40
19030404-024	UMW-304R-WG-20190306	Groundwater	4	03/06/2019 13:45
19030404-025	UMW-305-WG-20190306	Groundwater	4	03/06/2019 8:10
19030404-026	UMW-306-WG-2019030606	Groundwater	4	03/06/2019 10:00
19030404-027	UMW-307-WG-20190306	Groundwater	4	03/06/2019 8:25
19030404-028	UMW-308-WG-20190306	Groundwater	4	03/06/2019 11:25
19030404-029	DUP 001-WG-20190305	Groundwater	4	03/05/2019 0:00
19030404-030	DUP 002-WG-20190306	Groundwater	4	03/06/2019 0:00
19030404-031	DUP 003-WG-20190306	Groundwater	4	03/06/2019 0:00
19030404-032	EB-01-WQ-20190306	Groundwater	4	03/06/2019 13:20
19030404-033	TB-01-WQ-201903	Trip Blank	1	03/07/2019 13:50

Client: ERM

Work Order: 19030404

Client Project: Champaign GW

Report Date: 14-Mar-2019

Sample ID	Client Sample ID	Collection Date	Received Date	Prep Date/Time	Analysis Date/Time
	Test Name				
19030404-001A	UMW-102-WG-20190304	03/04/2019 16:00	03/07/2019 13:50		
	SW-846 3510C,8270C, Semi-Volatile Organic Compounds			03/08/2019 14:46	03/12/2019 9:42
19030404-001B	UMW-102-WG-20190304	03/04/2019 16:00	03/07/2019 13:50		
	SW-846 3005A, 6010B, Metals by ICP (Total)			03/07/2019 17:06	03/08/2019 18:47
	SW-846 7470A (Total)			03/07/2019 17:03	03/08/2019 9:00
19030404-001C	UMW-102-WG-20190304	03/04/2019 16:00	03/07/2019 13:50		
	SW-846 9012A (Total)			03/07/2019 17:55	03/11/2019 11:55
19030404-001D	UMW-102-WG-20190304	03/04/2019 16:00	03/07/2019 13:50		
	SW-846 5030, 8260B, Volatile Organic Compounds by GC/MS				03/08/2019 13:55
19030404-002A	UMW-105-WG-20190306	03/06/2019 14:40	03/07/2019 13:50		
	SW-846 3510C,8270C, Semi-Volatile Organic Compounds			03/08/2019 14:46	03/12/2019 10:20
19030404-002B	UMW-105-WG-20190306	03/06/2019 14:40	03/07/2019 13:50		
	SW-846 3005A, 6010B, Metals by ICP (Total)			03/07/2019 17:06	03/08/2019 18:50
	SW-846 7470A (Total)			03/07/2019 17:03	03/08/2019 9:02
19030404-002C	UMW-105-WG-20190306	03/06/2019 14:40	03/07/2019 13:50		
	SW-846 9012A (Total)			03/07/2019 17:55	03/11/2019 12:12
19030404-002D	UMW-105-WG-20190306	03/06/2019 14:40	03/07/2019 13:50		
	SW-846 5030, 8260B, Volatile Organic Compounds by GC/MS				03/08/2019 14:22
19030404-003A	UMW-106R-WG-20190305	03/05/2019 17:20	03/07/2019 13:50		
	SW-846 3510C,8270C, Semi-Volatile Organic Compounds			03/08/2019 14:46	03/12/2019 10:59
19030404-003B	UMW-106R-WG-20190305	03/05/2019 17:20	03/07/2019 13:50		
	SW-846 3005A, 6010B, Metals by ICP (Total)			03/07/2019 17:06	03/08/2019 18:54
	SW-846 7470A (Total)			03/07/2019 17:03	03/08/2019 9:04
19030404-003C	UMW-106R-WG-20190305	03/05/2019 17:20	03/07/2019 13:50		
	SW-846 9012A (Total)			03/07/2019 17:55	03/11/2019 12:16
19030404-003D	UMW-106R-WG-20190305	03/05/2019 17:20	03/07/2019 13:50		
	SW-846 5030, 8260B, Volatile Organic Compounds by GC/MS				03/08/2019 14:48
19030404-004A	UMW-107R-WG-20190305	03/05/2019 18:00	03/07/2019 13:50		
	SW-846 3510C,8270C, Semi-Volatile Organic Compounds			03/08/2019 14:46	03/12/2019 11:37
19030404-004B	UMW-107R-WG-20190305	03/05/2019 18:00	03/07/2019 13:50		
	SW-846 3005A, 6010B, Metals by ICP (Total)			03/07/2019 17:06	03/08/2019 19:34
	SW-846 7470A (Total)			03/07/2019 17:03	03/08/2019 9:06
19030404-004C	UMW-107R-WG-20190305	03/05/2019 18:00	03/07/2019 13:50		
	SW-846 9012A (Total)			03/07/2019 17:55	03/11/2019 17:50
19030404-004D	UMW-107R-WG-20190305	03/05/2019 18:00	03/07/2019 13:50		

Client: ERM

Work Order: 19030404

Client Project: Champaign GW

Report Date: 14-Mar-2019

Sample ID	Client Sample ID	Collection Date	Received Date	Prep Date/Time	Analysis Date/Time
	SW-846 5030, 8260B, Volatile Organic Compounds by GC/MS				03/08/2019 15:13
19030404-005A	UMW-108-WG-20190305	03/05/2019 13:00	03/07/2019 13:50		
	SW-846 3510C,8270C, Semi-Volatile Organic Compounds			03/08/2019 14:46	03/12/2019 12:16
19030404-005B	UMW-108-WG-20190305	03/05/2019 13:00	03/07/2019 13:50		
	SW-846 3005A, 6010B, Metals by ICP (Total)			03/07/2019 17:06	03/08/2019 18:58
	SW-846 7470A (Total)			03/07/2019 17:03	03/08/2019 9:09
19030404-005C	UMW-108-WG-20190305	03/05/2019 13:00	03/07/2019 13:50		
	SW-846 9012A (Total)			03/07/2019 17:55	03/11/2019 12:29
19030404-005D	UMW-108-WG-20190305	03/05/2019 13:00	03/07/2019 13:50		
	SW-846 5030, 8260B, Volatile Organic Compounds by GC/MS				03/08/2019 15:39
19030404-006A	UMW-109-WG-20190305	03/05/2019 11:45	03/07/2019 13:50		
	SW-846 3510C,8270C, Semi-Volatile Organic Compounds			03/08/2019 14:46	03/12/2019 4:35
19030404-006B	UMW-109-WG-20190305	03/05/2019 11:45	03/07/2019 13:50		
	SW-846 3005A, 6010B, Metals by ICP (Total)			03/07/2019 17:06	03/08/2019 19:45
	SW-846 7470A (Total)			03/07/2019 17:03	03/08/2019 9:11
19030404-006C	UMW-109-WG-20190305	03/05/2019 11:45	03/07/2019 13:50		
	SW-846 9012A (Total)			03/07/2019 17:55	03/11/2019 12:34
19030404-006D	UMW-109-WG-20190305	03/05/2019 11:45	03/07/2019 13:50		
	SW-846 5030, 8260B, Volatile Organic Compounds by GC/MS				03/08/2019 16:05
19030404-007A	UMW-111A-WG-20190305	03/05/2019 10:30	03/07/2019 13:50		
	SW-846 3510C,8270C, Semi-Volatile Organic Compounds			03/08/2019 14:46	03/12/2019 12:55
19030404-007B	UMW-111A-WG-20190305	03/05/2019 10:30	03/07/2019 13:50		
	SW-846 3005A, 6010B, Metals by ICP (Total)			03/07/2019 17:06	03/08/2019 19:49
	SW-846 7470A (Total)			03/07/2019 17:03	03/08/2019 9:22
19030404-007C	UMW-111A-WG-20190305	03/05/2019 10:30	03/07/2019 13:50		
	SW-846 9012A (Total)			03/07/2019 17:55	03/11/2019 13:00
19030404-007D	UMW-111A-WG-20190305	03/05/2019 10:30	03/07/2019 13:50		
	SW-846 5030, 8260B, Volatile Organic Compounds by GC/MS				03/08/2019 16:30
19030404-008A	UMW-116-WG-20190305	03/05/2019 15:50	03/07/2019 13:50		
	SW-846 3510C,8270C, Semi-Volatile Organic Compounds			03/08/2019 14:46	03/12/2019 13:33
19030404-008B	UMW-116-WG-20190305	03/05/2019 15:50	03/07/2019 13:50		
	SW-846 3005A, 6010B, Metals by ICP (Total)			03/07/2019 17:06	03/08/2019 20:04
	SW-846 7470A (Total)			03/07/2019 17:03	03/08/2019 9:25
19030404-008C	UMW-116-WG-20190305	03/05/2019 15:50	03/07/2019 13:50		
	SW-846 9012A (Total)			03/07/2019 17:55	03/11/2019 13:04



Dates Report

<http://www.teklabinc.com/>

Client: ERM

Work Order: 19030404

Client Project: Champaign GW

Report Date: 14-Mar-2019

Sample ID	Client Sample ID	Collection Date	Received Date	Prep Date/Time	Analysis Date/Time
	Test Name				
19030404-008D	UMW-116-WG-20190305	03/05/2019 15:50	03/07/2019 13:50		
	SW-846 5030, 8260B, Volatile Organic Compounds by GC/MS				03/08/2019 16:55
19030404-009A	UMW-117-WG-20190305	03/05/2019 15:10	03/07/2019 13:50		
	SW-846 3510C,8270C, Semi-Volatile Organic Compounds			03/08/2019 14:46	03/12/2019 14:11
19030404-009B	UMW-117-WG-20190305	03/05/2019 15:10	03/07/2019 13:50		
	SW-846 3005A, 6010B, Metals by ICP (Total)			03/07/2019 17:06	03/08/2019 20:07
	SW-846 7470A (Total)			03/07/2019 17:03	03/08/2019 9:27
19030404-009C	UMW-117-WG-20190305	03/05/2019 15:10	03/07/2019 13:50		
	SW-846 9012A (Total)			03/07/2019 17:55	03/11/2019 13:08
19030404-009D	UMW-117-WG-20190305	03/05/2019 15:10	03/07/2019 13:50		
	SW-846 5030, 8260B, Volatile Organic Compounds by GC/MS				03/08/2019 17:21
19030404-010A	UMW-118-WG-20190305	03/05/2019 13:40	03/07/2019 13:50		
	SW-846 3510C,8270C, Semi-Volatile Organic Compounds			03/08/2019 14:46	03/12/2019 14:49
19030404-010B	UMW-118-WG-20190305	03/05/2019 13:40	03/07/2019 13:50		
	SW-846 3005A, 6010B, Metals by ICP (Total)			03/07/2019 17:06	03/08/2019 20:11
	SW-846 7470A (Total)			03/07/2019 17:03	03/08/2019 9:29
19030404-010C	UMW-118-WG-20190305	03/05/2019 13:40	03/07/2019 13:50		
	SW-846 9012A (Total)			03/07/2019 17:55	03/11/2019 13:13
19030404-010D	UMW-118-WG-20190305	03/05/2019 13:40	03/07/2019 13:50		
	SW-846 5030, 8260B, Volatile Organic Compounds by GC/MS				03/08/2019 17:47
19030404-011A	UMW-119-WG-20190305	03/05/2019 9:20	03/07/2019 13:50		
	SW-846 3510C,8270C, Semi-Volatile Organic Compounds			03/08/2019 14:46	03/12/2019 15:28
19030404-011B	UMW-119-WG-20190305	03/05/2019 9:20	03/07/2019 13:50		
	SW-846 3005A, 6010B, Metals by ICP (Total)			03/07/2019 17:06	03/08/2019 20:15
	SW-846 7470A (Total)			03/07/2019 17:03	03/08/2019 9:31
19030404-011C	UMW-119-WG-20190305	03/05/2019 9:20	03/07/2019 13:50		
	SW-846 9012A (Total)			03/07/2019 17:55	03/11/2019 13:21
19030404-011D	UMW-119-WG-20190305	03/05/2019 9:20	03/07/2019 13:50		
	SW-846 5030, 8260B, Volatile Organic Compounds by GC/MS				03/08/2019 18:12
19030404-012A	UMW-120-WG20190306	03/06/2019 9:35	03/07/2019 13:50		
	SW-846 3510C,8270C, Semi-Volatile Organic Compounds			03/08/2019 14:46	03/12/2019 19:56
19030404-012B	UMW-120-WG20190306	03/06/2019 9:35	03/07/2019 13:50		
	SW-846 3005A, 6010B, Metals by ICP (Total)			03/07/2019 17:06	03/08/2019 20:18
	SW-846 7470A (Total)			03/07/2019 17:03	03/08/2019 9:34
19030404-012C	UMW-120-WG20190306	03/06/2019 9:35	03/07/2019 13:50		



Dates Report

<http://www.teklabinc.com/>

Client: ERM

Work Order: 19030404

Client Project: Champaign GW

Report Date: 14-Mar-2019

Sample ID	Client Sample ID	Collection Date	Received Date	Prep Date/Time	Analysis Date/Time
	SW-846 9012A (Total)			03/07/2019 17:55	03/11/2019 13:26
19030404-012D	UMW-120-WG20190306	03/06/2019 9:35	03/07/2019 13:50		
	SW-846 5030, 8260B, Volatile Organic Compounds by GC/MS				03/11/2019 23:18
19030404-013A	UMW-121-WG-20190306	03/06/2019 13:40	03/07/2019 13:50		
	SW-846 3510C,8270C, Semi-Volatile Organic Compounds			03/08/2019 17:06	03/12/2019 20:35
19030404-013B	UMW-121-WG-20190306	03/06/2019 13:40	03/07/2019 13:50		
	SW-846 3005A, 6010B, Metals by ICP (Total)			03/07/2019 17:06	03/08/2019 20:22
	SW-846 7470A (Total)			03/07/2019 17:03	03/08/2019 9:36
19030404-013C	UMW-121-WG-20190306	03/06/2019 13:40	03/07/2019 13:50		
	SW-846 9012A (Total)			03/07/2019 17:55	03/11/2019 17:54
19030404-013D	UMW-121-WG-20190306	03/06/2019 13:40	03/07/2019 13:50		
	SW-846 5030, 8260B, Volatile Organic Compounds by GC/MS				03/11/2019 23:44
19030404-014A	UMW-122-WG-20190305	03/05/2019 16:55	03/07/2019 13:50		
	SW-846 3510C,8270C, Semi-Volatile Organic Compounds			03/08/2019 17:06	03/12/2019 21:14
19030404-014B	UMW-122-WG-20190305	03/05/2019 16:55	03/07/2019 13:50		
	SW-846 3005A, 6010B, Metals by ICP (Total)			03/07/2019 17:06	03/08/2019 20:33
	SW-846 7470A (Total)			03/07/2019 17:03	03/08/2019 9:38
19030404-014C	UMW-122-WG-20190305	03/05/2019 16:55	03/07/2019 13:50		
	SW-846 9012A (Total)			03/07/2019 17:55	03/11/2019 13:51
19030404-014D	UMW-122-WG-20190305	03/05/2019 16:55	03/07/2019 13:50		
	SW-846 5030, 8260B, Volatile Organic Compounds by GC/MS				03/12/2019 0:10
19030404-015A	UMW-123-WG-20190305	03/05/2019 18:00	03/07/2019 13:50		
	SW-846 3510C,8270C, Semi-Volatile Organic Compounds			03/08/2019 17:06	03/12/2019 21:52
19030404-015B	UMW-123-WG-20190305	03/05/2019 18:00	03/07/2019 13:50		
	SW-846 3005A, 6010B, Metals by ICP (Total)			03/07/2019 17:06	03/08/2019 20:37
	SW-846 7470A (Total)			03/07/2019 17:03	03/08/2019 9:40
19030404-015C	UMW-123-WG-20190305	03/05/2019 18:00	03/07/2019 13:50		
	SW-846 9012A (Total)			03/07/2019 17:55	03/11/2019 14:18
19030404-015D	UMW-123-WG-20190305	03/05/2019 18:00	03/07/2019 13:50		
	SW-846 5030, 8260B, Volatile Organic Compounds by GC/MS				03/12/2019 0:36
19030404-016A	UMW-124-WG-20190306	03/06/2019 12:10	03/07/2019 13:50		
	SW-846 3510C,8270C, Semi-Volatile Organic Compounds			03/08/2019 17:06	03/12/2019 22:31
	SW-846 3510C,8270C, Semi-Volatile Organic Compounds			03/08/2019 17:06	03/13/2019 18:18
19030404-016B	UMW-124-WG-20190306	03/06/2019 12:10	03/07/2019 13:50		
	SW-846 3005A, 6010B, Metals by ICP (Total)			03/07/2019 17:06	03/08/2019 20:51



Dates Report

<http://www.teklabinc.com/>

Client: ERM

Work Order: 19030404

Client Project: Champaign GW

Report Date: 14-Mar-2019

Sample ID	Client Sample ID	Collection Date	Received Date	Prep Date/Time	Analysis Date/Time
	Test Name				
	SW-846 7470A (Total)			03/07/2019 17:03	03/08/2019 9:47
19030404-016C	UMW-124-WG-20190306	03/06/2019 12:10	03/07/2019 13:50		
	SW-846 9012A (Total)			03/07/2019 17:55	03/11/2019 14:22
19030404-016D	UMW-124-WG-20190306	03/06/2019 12:10	03/07/2019 13:50		
	SW-846 5030, 8260B, Volatile Organic Compounds by GC/MS				03/12/2019 1:01
19030404-017A	UMW-125-WG-20190306	03/06/2019 13:00	03/07/2019 13:50		
	SW-846 3510C,8270C, Semi-Volatile Organic Compounds			03/08/2019 17:06	03/12/2019 23:09
19030404-017B	UMW-125-WG-20190306	03/06/2019 13:00	03/07/2019 13:50		
	SW-846 3005A, 6010B, Metals by ICP (Total)			03/07/2019 17:06	03/08/2019 20:55
	SW-846 7470A (Total)			03/07/2019 17:03	03/08/2019 9:49
19030404-017C	UMW-125-WG-20190306	03/06/2019 13:00	03/07/2019 13:50		
	SW-846 9012A (Total)			03/07/2019 17:55	03/11/2019 14:26
19030404-017D	UMW-125-WG-20190306	03/06/2019 13:00	03/07/2019 13:50		
	SW-846 5030, 8260B, Volatile Organic Compounds by GC/MS				03/12/2019 1:27
19030404-018A	UMW-126-WG-20190306	03/06/2019 11:15	03/07/2019 13:50		
	SW-846 3510C,8270C, Semi-Volatile Organic Compounds			03/08/2019 17:06	03/13/2019 15:06
19030404-018B	UMW-126-WG-20190306	03/06/2019 11:15	03/07/2019 13:50		
	SW-846 3005A, 6010B, Metals by ICP (Total)			03/07/2019 17:10	03/08/2019 21:09
	SW-846 7470A (Total)			03/07/2019 17:15	03/08/2019 10:01
19030404-018C	UMW-126-WG-20190306	03/06/2019 11:15	03/07/2019 13:50		
	SW-846 9012A (Total)			03/07/2019 17:55	03/11/2019 14:31
19030404-018D	UMW-126-WG-20190306	03/06/2019 11:15	03/07/2019 13:50		
	SW-846 5030, 8260B, Volatile Organic Compounds by GC/MS				03/12/2019 1:53
19030404-019A	UMW-127-WG-20190306	03/06/2019 14:30	03/07/2019 13:50		
	SW-846 3510C,8270C, Semi-Volatile Organic Compounds			03/08/2019 17:06	03/13/2019 15:44
19030404-019B	UMW-127-WG-20190306	03/06/2019 14:30	03/07/2019 13:50		
	SW-846 3005A, 6010B, Metals by ICP (Total)			03/07/2019 17:10	03/08/2019 21:13
	SW-846 7470A (Total)			03/07/2019 17:15	03/08/2019 10:03
19030404-019C	UMW-127-WG-20190306	03/06/2019 14:30	03/07/2019 13:50		
	SW-846 9012A (Total)			03/08/2019 16:15	03/11/2019 14:52
19030404-019D	UMW-127-WG-20190306	03/06/2019 14:30	03/07/2019 13:50		
	SW-846 5030, 8260B, Volatile Organic Compounds by GC/MS				03/12/2019 2:19
19030404-020A	UMW-300-WG-20190305	03/05/2019 9:25	03/07/2019 13:50		
	SW-846 3510C,8270C, Semi-Volatile Organic Compounds			03/11/2019 11:05	03/12/2019 19:17
19030404-020B	UMW-300-WG-20190305	03/05/2019 9:25	03/07/2019 13:50		



Dates Report

<http://www.teklabinc.com/>

Client: ERM

Work Order: 19030404

Client Project: Champaign GW

Report Date: 14-Mar-2019

Sample ID	Client Sample ID	Collection Date	Received Date	Prep Date/Time	Analysis Date/Time
	Test Name				
	SW-846 3005A, 6010B, Metals by ICP (Total)			03/07/2019 17:10	03/08/2019 21:17
	SW-846 7470A (Total)			03/07/2019 17:15	03/08/2019 10:05
19030404-020C	UMW-300-WG-20190305	03/05/2019 9:25	03/07/2019 13:50		
	SW-846 9012A (Total)			03/08/2019 16:15	03/11/2019 14:56
19030404-020D	UMW-300-WG-20190305	03/05/2019 9:25	03/07/2019 13:50		
	SW-846 5030, 8260B, Volatile Organic Compounds by GC/MS				03/12/2019 2:45
19030404-021A	UMW-301R-WG-20190306	03/06/2019 15:30	03/07/2019 13:50		
	SW-846 3510C,8270C, Semi-Volatile Organic Compounds			03/11/2019 11:05	03/12/2019 23:48
19030404-021B	UMW-301R-WG-20190306	03/06/2019 15:30	03/07/2019 13:50		
	SW-846 3005A, 6010B, Metals by ICP (Total)			03/07/2019 17:10	03/08/2019 21:20
	SW-846 7470A (Total)			03/07/2019 17:15	03/08/2019 10:07
19030404-021C	UMW-301R-WG-20190306	03/06/2019 15:30	03/07/2019 13:50		
	SW-846 9012A (Total)			03/08/2019 16:15	03/11/2019 15:01
19030404-021D	UMW-301R-WG-20190306	03/06/2019 15:30	03/07/2019 13:50		
	SW-846 5030, 8260B, Volatile Organic Compounds by GC/MS				03/12/2019 3:10
19030404-022A	UMW-302-WG-20190306	03/06/2019 13:00	03/07/2019 13:50		
	SW-846 3510C,8270C, Semi-Volatile Organic Compounds			03/11/2019 11:05	03/13/2019 0:27
	SW-846 3510C,8270C, Semi-Volatile Organic Compounds			03/11/2019 11:05	03/14/2019 12:24
19030404-022B	UMW-302-WG-20190306	03/06/2019 13:00	03/07/2019 13:50		
	SW-846 3005A, 6010B, Metals by ICP (Total)			03/07/2019 17:10	03/08/2019 21:24
	SW-846 7470A (Total)			03/07/2019 17:15	03/08/2019 10:14
19030404-022C	UMW-302-WG-20190306	03/06/2019 13:00	03/07/2019 13:50		
	SW-846 9012A (Total)			03/08/2019 16:15	03/11/2019 17:58
19030404-022D	UMW-302-WG-20190306	03/06/2019 13:00	03/07/2019 13:50		
	SW-846 5030, 8260B, Volatile Organic Compounds by GC/MS				03/12/2019 4:02
19030404-023A	UMW-303-WG-20190305	03/05/2019 14:40	03/07/2019 13:50		
	SW-846 3510C,8270C, Semi-Volatile Organic Compounds			03/08/2019 17:06	03/13/2019 16:23
19030404-023B	UMW-303-WG-20190305	03/05/2019 14:40	03/07/2019 13:50		
	SW-846 3005A, 6010B, Metals by ICP (Total)			03/07/2019 17:10	03/08/2019 21:42
	SW-846 7470A (Total)			03/07/2019 17:15	03/08/2019 10:16
19030404-023C	UMW-303-WG-20190305	03/05/2019 14:40	03/07/2019 13:50		
	SW-846 9012A (Total)			03/08/2019 16:15	03/11/2019 15:31
19030404-023D	UMW-303-WG-20190305	03/05/2019 14:40	03/07/2019 13:50		
	SW-846 5030, 8260B, Volatile Organic Compounds by GC/MS				03/08/2019 18:38
19030404-024A	UMW-304R-WG-20190306	03/06/2019 13:45	03/07/2019 13:50		



Dates Report

<http://www.teklabinc.com/>

Client: ERM

Work Order: 19030404

Client Project: Champaign GW

Report Date: 14-Mar-2019

Sample ID	Client Sample ID	Collection Date	Received Date	Prep Date/Time	Analysis Date/Time
	SW-846 3510C,8270C, Semi-Volatile Organic Compounds			03/11/2019 11:05	03/13/2019 1:05
19030404-024B	UMW-304R-WG-20190306	03/06/2019 13:45	03/07/2019 13:50		
	SW-846 3005A, 6010B, Metals by ICP (Total)			03/07/2019 17:10	03/08/2019 21:39
	SW-846 7470A (Total)			03/07/2019 17:15	03/08/2019 10:23
19030404-024C	UMW-304R-WG-20190306	03/06/2019 13:45	03/07/2019 13:50		
	SW-846 9012A (Total)			03/08/2019 16:15	03/11/2019 15:48
19030404-024D	UMW-304R-WG-20190306	03/06/2019 13:45	03/07/2019 13:50		
	SW-846 5030, 8260B, Volatile Organic Compounds by GC/MS				03/12/2019 12:47
19030404-025A	UMW-305-WG-20190306	03/06/2019 8:10	03/07/2019 13:50		
	SW-846 3510C,8270C, Semi-Volatile Organic Compounds			03/11/2019 11:05	03/13/2019 1:44
19030404-025B	UMW-305-WG-20190306	03/06/2019 8:10	03/07/2019 13:50		
	SW-846 3005A, 6010B, Metals by ICP (Total)			03/07/2019 17:10	03/08/2019 21:53
	SW-846 7470A (Total)			03/07/2019 17:15	03/08/2019 10:26
19030404-025C	UMW-305-WG-20190306	03/06/2019 8:10	03/07/2019 13:50		
	SW-846 9012A (Total)			03/08/2019 16:15	03/11/2019 16:36
19030404-025D	UMW-305-WG-20190306	03/06/2019 8:10	03/07/2019 13:50		
	SW-846 5030, 8260B, Volatile Organic Compounds by GC/MS				03/11/2019 19:27
19030404-026A	UMW-306-WG-2019030606	03/06/2019 10:00	03/07/2019 13:50		
	SW-846 3510C,8270C, Semi-Volatile Organic Compounds			03/11/2019 11:05	03/13/2019 3:39
19030404-026B	UMW-306-WG-2019030606	03/06/2019 10:00	03/07/2019 13:50		
	SW-846 3005A, 6010B, Metals by ICP (Total)			03/07/2019 17:10	03/08/2019 22:04
	SW-846 7470A (Total)			03/07/2019 17:15	03/08/2019 10:33
19030404-026C	UMW-306-WG-2019030606	03/06/2019 10:00	03/07/2019 13:50		
	SW-846 9012A (Total)			03/08/2019 16:15	03/11/2019 16:53
19030404-026D	UMW-306-WG-2019030606	03/06/2019 10:00	03/07/2019 13:50		
	SW-846 5030, 8260B, Volatile Organic Compounds by GC/MS				03/12/2019 3:36
19030404-027A	UMW-307-WG-20190306	03/06/2019 8:25	03/07/2019 13:50		
	SW-846 3510C,8270C, Semi-Volatile Organic Compounds			03/11/2019 11:05	03/13/2019 18:56
19030404-027B	UMW-307-WG-20190306	03/06/2019 8:25	03/07/2019 13:50		
	SW-846 3005A, 6010B, Metals by ICP (Total)			03/07/2019 17:10	03/08/2019 22:08
	SW-846 7470A (Total)			03/07/2019 17:15	03/08/2019 10:35
19030404-027C	UMW-307-WG-20190306	03/06/2019 8:25	03/07/2019 13:50		
	SW-846 9012A (Total)			03/08/2019 16:15	03/12/2019 10:43
19030404-027D	UMW-307-WG-20190306	03/06/2019 8:25	03/07/2019 13:50		
	SW-846 5030, 8260B, Volatile Organic Compounds by GC/MS				03/12/2019 5:20



Dates Report

<http://www.teklabinc.com/>

Client: ERM

Work Order: 19030404

Client Project: Champaign GW

Report Date: 14-Mar-2019

Sample ID	Client Sample ID	Collection Date	Received Date	Prep Date/Time	Analysis Date/Time
	Test Name				
19030404-028A	UMW-308-WG-20190306	03/06/2019 11:25	03/07/2019 13:50		
	SW-846 3510C,8270C, Semi-Volatile Organic Compounds			03/11/2019 11:05	03/13/2019 19:34
19030404-028B	UMW-308-WG-20190306	03/06/2019 11:25	03/07/2019 13:50		
	SW-846 3005A, 6010B, Metals by ICP (Total)			03/07/2019 17:10	03/08/2019 22:12
	SW-846 7470A (Total)			03/07/2019 17:15	03/08/2019 10:42
19030404-028C	UMW-308-WG-20190306	03/06/2019 11:25	03/07/2019 13:50		
	SW-846 9012A (Total)			03/08/2019 16:15	03/11/2019 17:02
19030404-028D	UMW-308-WG-20190306	03/06/2019 11:25	03/07/2019 13:50		
	SW-846 5030, 8260B, Volatile Organic Compounds by GC/MS				03/12/2019 5:46
19030404-029A	DUP 001-WG-20190305	03/05/2019 0:00	03/07/2019 13:50		
	SW-846 3510C,8270C, Semi-Volatile Organic Compounds			03/11/2019 11:05	03/13/2019 20:11
19030404-029B	DUP 001-WG-20190305	03/05/2019 0:00	03/07/2019 13:50		
	SW-846 3005A, 6010B, Metals by ICP (Total)			03/07/2019 17:10	03/08/2019 22:26
	SW-846 7470A (Total)			03/07/2019 17:15	03/08/2019 10:44
19030404-029C	DUP 001-WG-20190305	03/05/2019 0:00	03/07/2019 13:50		
	SW-846 9012A (Total)			03/08/2019 16:15	03/12/2019 10:48
19030404-029D	DUP 001-WG-20190305	03/05/2019 0:00	03/07/2019 13:50		
	SW-846 5030, 8260B, Volatile Organic Compounds by GC/MS				03/12/2019 6:12
19030404-030A	DUP 002-WG-20190306	03/06/2019 0:00	03/07/2019 13:50		
	SW-846 3510C,8270C, Semi-Volatile Organic Compounds			03/11/2019 11:05	03/13/2019 11:03
19030404-030B	DUP 002-WG-20190306	03/06/2019 0:00	03/07/2019 13:50		
	SW-846 3005A, 6010B, Metals by ICP (Total)			03/07/2019 17:10	03/08/2019 22:30
	SW-846 7470A (Total)			03/07/2019 17:15	03/08/2019 10:46
19030404-030C	DUP 002-WG-20190306	03/06/2019 0:00	03/07/2019 13:50		
	SW-846 9012A (Total)			03/08/2019 16:15	03/11/2019 17:15
19030404-030D	DUP 002-WG-20190306	03/06/2019 0:00	03/07/2019 13:50		
	SW-846 5030, 8260B, Volatile Organic Compounds by GC/MS				03/12/2019 6:37
19030404-031A	DUP 003-WG-20190306	03/06/2019 0:00	03/07/2019 13:50		
	SW-846 3510C,8270C, Semi-Volatile Organic Compounds			03/11/2019 11:05	03/13/2019 12:58
	SW-846 3510C,8270C, Semi-Volatile Organic Compounds			03/11/2019 11:05	03/14/2019 13:02
19030404-031B	DUP 003-WG-20190306	03/06/2019 0:00	03/07/2019 13:50		
	SW-846 3005A, 6010B, Metals by ICP (Total)			03/07/2019 17:10	03/08/2019 22:34
	SW-846 7470A (Total)			03/07/2019 17:15	03/08/2019 10:48
19030404-031C	DUP 003-WG-20190306	03/06/2019 0:00	03/07/2019 13:50		
	SW-846 9012A (Total)			03/08/2019 16:15	03/12/2019 10:52



Dates Report

<http://www.teklabinc.com/>

Client: ERM

Work Order: 19030404

Client Project: Champaign GW

Report Date: 14-Mar-2019

Sample ID	Client Sample ID	Collection Date	Received Date	Prep Date/Time	Analysis Date/Time
Test Name					
19030404-031D	DUP 003-WG-20190306	03/06/2019 0:00	03/07/2019 13:50		
SW-846 5030, 8260B, Volatile Organic Compounds by GC/MS		03/12/2019 7:03			
19030404-032A	EB-01-WQ-20190306	03/06/2019 13:20	03/07/2019 13:50		
SW-846 3510C,8270C, Semi-Volatile Organic Compounds		03/11/2019 11:05 03/13/2019 14:27			
19030404-032B	EB-01-WQ-20190306	03/06/2019 13:20	03/07/2019 13:50		
SW-846 3005A, 6010B, Metals by ICP (Total)		03/07/2019 17:10 03/08/2019 22:37			
SW-846 7470A (Total)		03/07/2019 17:15 03/08/2019 10:51			
19030404-032C	EB-01-WQ-20190306	03/06/2019 13:20	03/07/2019 13:50		
SW-846 9012A (Total)		03/08/2019 16:15 03/11/2019 17:24			
19030404-032D	EB-01-WQ-20190306	03/06/2019 13:20	03/07/2019 13:50		
SW-846 5030, 8260B, Volatile Organic Compounds by GC/MS		03/12/2019 7:29			
19030404-033A	TB-01-WQ-201903	03/07/2019 13:50	03/07/2019 13:50		
SW-846 5030, 8260B, Volatile Organic Compounds by GC/MS		03/12/2019 7:55			



Quality Control Results

<http://www.teklabinc.com/>

Client: ERM
Client Project: Champaign GW

Work Order: 19030404
Report Date: 14-Mar-2019

SW-846 9012A (TOTAL)

Batch 151002		SampType: MBLK		Units mg/L					
SampID: MBLK 190307 TCN1									
Analyses	RL	Qual	Result	Spike	SPK Ref Val	%REC	Low Limit	High Limit	Date Analyzed
Cyanide	0.005		< 0.005	0.003000	0	0	-100	100	03/11/2019

Batch 151002		SampType: LCS		Units mg/L					
SampID: LCS 190307 TCN1									
Analyses	RL	Qual	Result	Spike	SPK Ref Val	%REC	Low Limit	High Limit	Date Analyzed
Cyanide	0.005		0.023	0.02500	0	91.4	85	115	03/11/2019

Batch 151002		SampType: MS		Units mg/L					
SampID: 19030404-001CMS									
Analyses	RL	Qual	Result	Spike	SPK Ref Val	%REC	Low Limit	High Limit	Date Analyzed
Cyanide	0.005		0.027	0.02500	0	108.8	75	125	03/11/2019

Batch 151002		SampType: MSD		Units mg/L					
SampID: 19030404-001CMSD									
Analyses	RL	Qual	Result	Spike	SPK Ref Val	%REC	RPD Ref Val	%RPD	Date Analyzed
Cyanide	0.005		0.027	0.02500	0	108.9	0.02721	0.06	03/11/2019

Batch 151002		SampType: MS		Units mg/L					
SampID: 19030404-012CMS									
Analyses	RL	Qual	Result	Spike	SPK Ref Val	%REC	Low Limit	High Limit	Date Analyzed
Cyanide	0.005		0.027	0.02500	0	107.6	75	125	03/11/2019

Batch 151002		SampType: MSD		Units mg/L					
SampID: 19030404-012CMSD									
Analyses	RL	Qual	Result	Spike	SPK Ref Val	%REC	RPD Ref Val	%RPD	Date Analyzed
Cyanide	0.005		0.027	0.02500	0	107.5	0.02690	0.09	03/11/2019

Batch 151027		SampType: MBLK		Units mg/L					
SampID: MBLK 190308 TCN1									
Analyses	RL	Qual	Result	Spike	SPK Ref Val	%REC	Low Limit	High Limit	Date Analyzed
Cyanide	0.005		< 0.005	0.003000	0	0	-100	100	03/11/2019

Batch 151027		SampType: LCS		Units mg/L					
SampID: LCS 190308 TCN1									
Analyses	RL	Qual	Result	Spike	SPK Ref Val	%REC	Low Limit	High Limit	Date Analyzed
Cyanide	0.005		0.026	0.02500	0	104.0	90	110	03/11/2019

Batch 151027		SampType: MS		Units mg/L					
SampID: 19030404-023CMS									
Analyses	RL	Qual	Result	Spike	SPK Ref Val	%REC	Low Limit	High Limit	Date Analyzed
Cyanide	0.005		0.025	0.02500	0	101.6	75	125	03/11/2019

Client: ERM

Work Order: 19030404

Client Project: Champaign GW

Report Date: 14-Mar-2019

SW-846 9012A (TOTAL)

Batch 151027		SampType: MSD		Units mg/L		RPD Limit 15			
SampID: 19030404-023CMSD									
Analyses	RL	Qual	Result	Spike	SPK Ref Val	%REC	RPD Ref Val	%RPD	Date Analyzed
Cyanide	0.005		0.025	0.02500	0	101.7	0.02540	0.14	03/11/2019

Batch 151030		SampType: MBLK		Units mg/L					
SampID: MBLK 190308 TCN2									
Analyses	RL	Qual	Result	Spike	SPK Ref Val	%REC	Low Limit	High Limit	Date Analyzed
Cyanide	0.005		< 0.005	0.00300	0	0	-100	100	03/11/2019

Batch 151030		SampType: LCS		Units mg/L					
SampID: LCS 190308 TCN2									
Analyses	RL	Qual	Result	Spike	SPK Ref Val	%REC	Low Limit	High Limit	Date Analyzed
Cyanide	0.005		0.026	0.02500	0	103.4	85	115	03/11/2019

Batch 151030		SampType: MS		Units mg/L					
SampID: 19030404-025CMS									
Analyses	RL	Qual	Result	Spike	SPK Ref Val	%REC	Low Limit	High Limit	Date Analyzed
Cyanide	0.005		0.033	0.02500	0.007035	103.4	75	125	03/11/2019

Batch 151030		SampType: MSD		Units mg/L		RPD Limit 15			
SampID: 19030404-025CMSD									
Analyses	RL	Qual	Result	Spike	SPK Ref Val	%REC	RPD Ref Val	%RPD	Date Analyzed
Cyanide	0.005		0.032	0.02500	0.007035	101.8	0.03289	1.21	03/11/2019

SW-846 3005A, 6010B, METALS BY ICP (TOTAL)

Batch 151000		SampType: MBLK		Units mg/L					
SampID: MBLK-151000									
Analyses	RL	Qual	Result	Spike	SPK Ref Val	%REC	Low Limit	High Limit	Date Analyzed
Arsenic	0.0250		< 0.0250	0.008700	0	0	-100	100	03/08/2019
Barium	0.0025		< 0.0025	0.000700	0	0	-100	100	03/08/2019
Cadmium	0.0020		< 0.0020	0.000500	0	0	-100	100	03/08/2019
Chromium	0.0050		< 0.0050	0.002800	0	0	-100	100	03/08/2019
Lead	0.0150		< 0.0150	0.001400	0	0	-100	100	03/08/2019
Selenium	0.0400		< 0.0400	0.017000	0	0	-100	100	03/08/2019
Silver	0.0070		< 0.0070	0.002700	0	0	-100	100	03/08/2019

Client: ERM

Work Order: 19030404

Client Project: Champaign GW

Report Date: 14-Mar-2019

SW-846 3005A, 6010B, METALS BY ICP (TOTAL)

Batch 151000		SampType: LCS		Units mg/L						Date Analyzed
SampID: LCS-151000										
Analyses	RL	Qual	Result	Spike	SPK Ref Val	%REC	Low Limit	High Limit	Date Analyzed	
Arsenic	0.0250		0.520	0.5000	0	103.9	85	115	03/08/2019	
Barium	0.0025		2.04	2.000	0	102.1	85	115	03/08/2019	
Cadmium	0.0020		0.0505	0.05000	0	101.0	85	115	03/08/2019	
Chromium	0.0050		0.202	0.2000	0	101.1	85	115	03/08/2019	
Lead	0.0150		0.499	0.5000	0	99.8	85	115	03/08/2019	
Selenium	0.0400		0.501	0.5000	0	100.2	85	115	03/08/2019	
Silver	0.0070		0.0499	0.05000	0	99.8	85	115	03/08/2019	

Batch 151000		SampType: MS		Units mg/L						Date Analyzed
SampID: 19030404-004BMS										
Analyses	RL	Qual	Result	Spike	SPK Ref Val	%REC	Low Limit	High Limit	Date Analyzed	
Arsenic	0.0250		0.525	0.5000	0	104.9	75	125	03/08/2019	
Barium	0.0025		2.18	2.000	0.1552	101.4	75	125	03/08/2019	
Cadmium	0.0020		0.0495	0.05000	0	99.0	75	125	03/08/2019	
Chromium	0.0050		0.203	0.2000	0	101.5	75	125	03/08/2019	
Lead	0.0150		0.492	0.5000	0	98.4	75	125	03/08/2019	
Selenium	0.0400		0.501	0.5000	0	100.2	75	125	03/08/2019	
Silver	0.0070		0.0501	0.05000	0	100.2	75	125	03/08/2019	

Batch 151000		SampType: MSD		Units mg/L				RPD Limit 20		Date Analyzed
SampID: 19030404-004BMSD										
Analyses	RL	Qual	Result	Spike	SPK Ref Val	%REC	RPD Ref Val	%RPD	Date Analyzed	
Arsenic	0.0250		0.531	0.5000	0	106.2	0.5247	1.16	03/08/2019	
Barium	0.0025		2.20	2.000	0.1552	102.5	2.184	0.96	03/08/2019	
Cadmium	0.0020		0.0496	0.05000	0	99.2	0.04950	0.20	03/08/2019	
Chromium	0.0050		0.206	0.2000	0	102.8	0.2029	1.27	03/08/2019	
Lead	0.0150		0.493	0.5000	0	98.6	0.4918	0.24	03/08/2019	
Selenium	0.0400		0.494	0.5000	0	98.7	0.5009	1.49	03/08/2019	
Silver	0.0070		0.0503	0.05000	0	100.6	0.05010	0.40	03/08/2019	

Batch 151000		SampType: MS		Units mg/L						Date Analyzed
SampID: 19030404-013BMS										
Analyses	RL	Qual	Result	Spike	SPK Ref Val	%REC	Low Limit	High Limit	Date Analyzed	
Arsenic	0.0250		0.520	0.5000	0	104.0	75	125	03/08/2019	
Barium	0.0025		2.17	2.000	0.1392	101.7	75	125	03/08/2019	
Cadmium	0.0020		0.0499	0.05000	0	99.8	75	125	03/08/2019	
Chromium	0.0050		0.201	0.2000	0	100.7	75	125	03/08/2019	
Lead	0.0150		0.492	0.5000	0	98.4	75	125	03/08/2019	
Selenium	0.0400		0.496	0.5000	0	99.3	75	125	03/08/2019	
Silver	0.0070		0.0505	0.05000	0	101.0	75	125	03/08/2019	

Client: ERM

Work Order: 19030404

Client Project: Champaign GW

Report Date: 14-Mar-2019

SW-846 3005A, 6010B, METALS BY ICP (TOTAL)

Batch 151000		SampType: MSD		Units mg/L				RPD Limit 20		Date Analyzed
SampID: 19030404-013BMSD										
Analyses	RL	Qual	Result	Spike	SPK Ref Val	%REC	RPD Ref Val	%RPD	Date Analyzed	
Arsenic	0.0250		0.521	0.5000	0	104.3	0.5200	0.25	03/08/2019	
Barium	0.0025		2.15	2.000	0.1392	100.6	2.173	0.97	03/08/2019	
Cadmium	0.0020		0.0496	0.05000	0	99.2	0.04990	0.60	03/08/2019	
Chromium	0.0050		0.201	0.2000	0	100.6	0.2014	0.15	03/08/2019	
Lead	0.0150		0.491	0.5000	0	98.1	0.4918	0.24	03/08/2019	
Selenium	0.0400		0.491	0.5000	0	98.2	0.4963	1.09	03/08/2019	
Silver	0.0070		0.0500	0.05000	0	100.0	0.05050	1.00	03/08/2019	

Batch 151004		SampType: MBLK		Units mg/L						Date Analyzed
SampID: MBLK-151004										
Analyses	RL	Qual	Result	Spike	SPK Ref Val	%REC	Low Limit	High Limit	Date Analyzed	
Arsenic	0.0250		< 0.0250	0.00870C	0	0	-100	100	03/08/2019	
Barium	0.0025		< 0.0025	0.000700	0	0	-100	100	03/08/2019	
Cadmium	0.0020		< 0.0020	0.000500	0	0	-100	100	03/08/2019	
Chromium	0.0050		< 0.0050	0.00280C	0	0	-100	100	03/08/2019	
Lead	0.0150		< 0.0150	0.00140C	0	0	-100	100	03/08/2019	
Selenium	0.0400		< 0.0400	0.01700	0	0	-100	100	03/08/2019	
Silver	0.0070		< 0.0070	0.00270C	0	0	-100	100	03/08/2019	

Batch 151004		SampType: LCS		Units mg/L						Date Analyzed
SampID: LCS-151004										
Analyses	RL	Qual	Result	Spike	SPK Ref Val	%REC	Low Limit	High Limit	Date Analyzed	
Arsenic	0.0250		0.514	0.5000	0	102.9	85	115	03/08/2019	
Barium	0.0025		2.02	2.000	0	101.1	85	115	03/08/2019	
Cadmium	0.0020		0.0499	0.05000	0	99.8	85	115	03/08/2019	
Chromium	0.0050		0.201	0.2000	0	100.7	85	115	03/08/2019	
Lead	0.0150		0.490	0.5000	0	98.0	85	115	03/08/2019	
Selenium	0.0400		0.488	0.5000	0	97.6	85	115	03/08/2019	
Silver	0.0070		0.0494	0.05000	0	98.8	85	115	03/08/2019	

Batch 151004		SampType: MS		Units mg/L						Date Analyzed
SampID: 19030404-023BMS										
Analyses	RL	Qual	Result	Spike	SPK Ref Val	%REC	Low Limit	High Limit	Date Analyzed	
Arsenic	0.0250		0.542	0.5000	0.01120	106.1	75	125	03/08/2019	
Barium	0.0025		2.12	2.000	0.04190	103.9	75	125	03/08/2019	
Cadmium	0.0020		0.0502	0.05000	0	100.4	75	125	03/08/2019	
Chromium	0.0050		0.205	0.2000	0	102.6	75	125	03/08/2019	
Lead	0.0150		0.497	0.5000	0	99.4	75	125	03/08/2019	
Selenium	0.0400		0.500	0.5000	0	100.0	75	125	03/08/2019	
Silver	0.0070		0.0509	0.05000	0	101.8	75	125	03/08/2019	

Client: ERM

Work Order: 19030404

Client Project: Champaign GW

Report Date: 14-Mar-2019

SW-846 3005A, 6010B, METALS BY ICP (TOTAL)

Batch 151004		SampType: MSD		Units mg/L				RPD Limit 20		Date Analyzed
SampID: 19030404-023BMSD										
Analyses	RL	Qual	Result	Spike	SPK Ref Val	%REC	RPD Ref Val	%RPD	Date Analyzed	
Arsenic	0.0250		0.533	0.5000	0.01120	104.3	0.5417	1.68	03/08/2019	
Barium	0.0025		2.11	2.000	0.04190	103.5	2.119	0.38	03/08/2019	
Cadmium	0.0020		0.0497	0.05000	0	99.4	0.05020	1.00	03/08/2019	
Chromium	0.0050		0.204	0.2000	0	102.0	0.2053	0.64	03/08/2019	
Lead	0.0150		0.496	0.5000	0	99.1	0.4972	0.30	03/08/2019	
Selenium	0.0400		0.495	0.5000	0	99.0	0.4998	0.99	03/08/2019	
Silver	0.0070		0.0505	0.05000	0	101.0	0.05090	0.79	03/08/2019	

Batch 151004		SampType: MS		Units mg/L				RPD Limit 20		Date Analyzed
SampID: 19030404-025BMS										
Analyses	RL	Qual	Result	Spike	SPK Ref Val	%REC	Low Limit	High Limit	Date Analyzed	
Arsenic	0.0250		0.517	0.5000	0	103.4	75	125	03/08/2019	
Barium	0.0025		2.12	2.000	0.1002	101.1	75	125	03/08/2019	
Cadmium	0.0020		0.0492	0.05000	0	98.4	75	125	03/08/2019	
Chromium	0.0050		0.201	0.2000	0	100.3	75	125	03/08/2019	
Lead	0.0150		0.488	0.5000	0	97.7	75	125	03/08/2019	
Selenium	0.0400		0.489	0.5000	0	97.9	75	125	03/08/2019	
Silver	0.0070		0.0499	0.05000	0	99.8	75	125	03/08/2019	

Batch 151004		SampType: MSD		Units mg/L				RPD Limit 20		Date Analyzed
SampID: 19030404-025BMSD										
Analyses	RL	Qual	Result	Spike	SPK Ref Val	%REC	RPD Ref Val	%RPD	Date Analyzed	
Arsenic	0.0250		0.525	0.5000	0	105.1	0.5171	1.57	03/08/2019	
Barium	0.0025		2.16	2.000	0.1002	103.0	2.122	1.77	03/08/2019	
Cadmium	0.0020		0.0503	0.05000	0	100.6	0.04920	2.21	03/08/2019	
Chromium	0.0050		0.204	0.2000	0	101.9	0.2006	1.58	03/08/2019	
Lead	0.0150		0.497	0.5000	0	99.5	0.4884	1.83	03/08/2019	
Selenium	0.0400		0.500	0.5000	0	99.9	0.4893	2.10	03/08/2019	
Silver	0.0070		0.0505	0.05000	0	101.0	0.04990	1.20	03/08/2019	

SW-846 7470A (TOTAL)

Batch 151001		SampType: MBLK		Units mg/L				RPD Limit 20		Date Analyzed
SampID: MBLK-151001										
Analyses	RL	Qual	Result	Spike	SPK Ref Val	%REC	Low Limit	High Limit	Date Analyzed	
Mercury	0.00020		< 0.00020	0.00055C	0	0	-100	100	03/08/2019	

Batch 151001		SampType: LCS		Units mg/L				RPD Limit 20		Date Analyzed
SampID: LCS-151001										
Analyses	RL	Qual	Result	Spike	SPK Ref Val	%REC	Low Limit	High Limit	Date Analyzed	
Mercury	0.00020		0.00484	0.00500C	0	96.9	85	115	03/08/2019	

Client: ERM

Work Order: 19030404

Client Project: Champaign GW

Report Date: 14-Mar-2019

SW-846 7470A (TOTAL)

Batch 151001		SampType: MS		Units mg/L						Date Analyzed
SampID: 19030404-006BMS										
Analyses	RL	Qual	Result	Spike	SPK Ref Val	%REC	Low Limit	High Limit		
Mercury	0.00020		0.00502	0.00500C	0	100.4	75	125	03/08/2019	

Batch 151001		SampType: MSD		Units mg/L		RPD Limit 15				Date Analyzed
SampID: 19030404-006BMSD										
Analyses	RL	Qual	Result	Spike	SPK Ref Val	%REC	RPD Ref Val	%RPD		
Mercury	0.00020		0.00494	0.00500C	0	98.8	0.005021	1.60	03/08/2019	

Batch 151001		SampType: MS		Units mg/L						Date Analyzed
SampID: 19030404-017BMS										
Analyses	RL	Qual	Result	Spike	SPK Ref Val	%REC	Low Limit	High Limit		
Mercury	0.00020		0.00485	0.00500C	0	97.0	75	125	03/08/2019	

Batch 151001		SampType: MSD		Units mg/L		RPD Limit 15				Date Analyzed
SampID: 19030404-017BMSD										
Analyses	RL	Qual	Result	Spike	SPK Ref Val	%REC	RPD Ref Val	%RPD		
Mercury	0.00020		0.00498	0.00500C	0	99.6	0.004851	2.63	03/08/2019	

Batch 151005		SampType: MBLK		Units mg/L						Date Analyzed
SampID: MBLK-151005										
Analyses	RL	Qual	Result	Spike	SPK Ref Val	%REC	Low Limit	High Limit		
Mercury	0.00020		< 0.00020	000055C	0	0	-100	100	03/08/2019	

Batch 151005		SampType: LCS		Units mg/L						Date Analyzed
SampID: LCS-151005										
Analyses	RL	Qual	Result	Spike	SPK Ref Val	%REC	Low Limit	High Limit		
Mercury	0.00020		0.00492	0.00500C	0	98.4	85	115	03/08/2019	

Batch 151005		SampType: MS		Units mg/L						Date Analyzed
SampID: 19030404-023BMS										
Analyses	RL	Qual	Result	Spike	SPK Ref Val	%REC	Low Limit	High Limit		
Mercury	0.00020		0.00498	0.00500C	0	99.7	75	125	03/08/2019	

Batch 151005		SampType: MSD		Units mg/L		RPD Limit 15				Date Analyzed
SampID: 19030404-023BMSD										
Analyses	RL	Qual	Result	Spike	SPK Ref Val	%REC	RPD Ref Val	%RPD		
Mercury	0.00020		0.00510	0.00500C	0	102.0	0.004984	2.35	03/08/2019	

Batch 151005		SampType: MS		Units mg/L						Date Analyzed
SampID: 19030404-025BMS										
Analyses	RL	Qual	Result	Spike	SPK Ref Val	%REC	Low Limit	High Limit		
Mercury	0.00020		0.00491	0.00500C	0	98.3	75	125	03/08/2019	



Quality Control Results

<http://www.teklabinc.com/>

Client: ERM

Work Order: 19030404

Client Project: Champaign GW

Report Date: 14-Mar-2019

SW-846 7470A (TOTAL)

Batch 151005	SampType: MSD	Units mg/L				RPD Limit 15			
SampID: 19030404-025BMDS									
Analyses	RL	Qual	Result	Spike	SPK Ref Val	%REC	RPD Ref Val	%RPD	Date Analyzed
Mercury	0.00020		0.00499	0.00500	0	99.7	0.004913	1.48	03/08/2019

SW-846 3510C,8270C, SEMI-VOLATILE ORGANIC COMPOUNDS

Batch 151034	SampType: MBLK	Units mg/L							
SampID: MBLK-151034									
Analyses	RL	Qual	Result	Spike	SPK Ref Val	%REC	Low Limit	High Limit	Date Analyzed
Acenaphthene	0.000100		ND						03/12/2019
Acenaphthylene	0.000100		ND						03/12/2019
Anthracene	0.000100		ND						03/12/2019
Benzo(a)anthracene	0.000100		ND						03/12/2019
Benzo(a)pyrene	0.000100		ND						03/12/2019
Benzo(b)fluoranthene	0.000100		ND						03/12/2019
Benzo(g,h,i)perylene	0.000200		ND						03/12/2019
Benzo(k)fluoranthene	0.000100		ND						03/12/2019
Chrysene	0.000100		ND						03/12/2019
Dibenzo(a,h)anthracene	0.000100		ND						03/12/2019
Fluoranthene	0.000200		ND						03/12/2019
Fluorene	0.000100		ND						03/12/2019
Indeno(1,2,3-cd)pyrene	0.000100		ND						03/12/2019
Naphthalene	0.000200		ND						03/12/2019
Phenanthrene	0.000400		ND						03/12/2019
Pyrene	0.000200		ND						03/12/2019
Surr: 2-Fluorobiphenyl			0.000925	0.001000		92.5	34.1	131	03/12/2019
Surr: Nitrobenzene-d5			0.000840	0.001000		84.0	35.1	136	03/12/2019
Surr: p-Terphenyl-d14			0.000776	0.001000		77.6	38.3	195	03/12/2019

Client: ERM

Work Order: 19030404

Client Project: Champaign GW

Report Date: 14-Mar-2019

SW-846 3510C,8270C, SEMI-VOLATILE ORGANIC COMPOUNDS

Batch 151034		SampType: LCS		Units mg/L					
SampID: LCS-151034									
Analyses	RL	Qual	Result	Spike	SPK Ref Val	%REC	Low Limit	High Limit	Date Analyzed
Acenaphthene	0.000100		0.00136	0.00200C	0	68.2	53.7	105	03/12/2019
Acenaphthylene	0.000100		0.00140	0.00200C	0	70.1	45.3	125	03/12/2019
Anthracene	0.000100		0.00153	0.00200C	0	76.7	55.4	106	03/12/2019
Benzo(a)anthracene	0.000100		0.00158	0.00200C	0	78.8	56.7	107	03/12/2019
Benzo(a)pyrene	0.000100		0.00159	0.00200C	0	79.7	57.9	109	03/12/2019
Benzo(b)fluoranthene	0.000100		0.00169	0.00200C	0	84.5	49.9	111	03/12/2019
Benzo(g,h,i)perylene	0.000200		0.00166	0.00200C	0	83.2	52.2	118	03/12/2019
Benzo(k)fluoranthene	0.000100		0.00156	0.00200C	0	78.0	56.5	110	03/12/2019
Chrysene	0.000100		0.00150	0.00200C	0	75.2	56.4	113	03/12/2019
Dibenzo(a,h)anthracene	0.000100		0.00154	0.00200C	0	77.0	49.6	130	03/12/2019
Fluoranthene	0.000200		0.00126	0.00200C	0	63.2	57.1	116	03/12/2019
Fluorene	0.000100		0.00166	0.00200C	0	83.0	57	106	03/12/2019
Indeno(1,2,3-cd)pyrene	0.000100		0.00173	0.00200C	0	86.3	32.8	136	03/12/2019
Naphthalene	0.000200		0.00136	0.00200C	0	68.0	45.1	114	03/12/2019
Phenanthrene	0.000400		0.00161	0.00200C	0	80.4	58.7	111	03/12/2019
Pyrene	0.000200		0.00121	0.00200C	0	60.7	54.9	116	03/12/2019
Surr: 2-Fluorobiphenyl			0.00115	0.00100C		115.1	34.1	131	03/12/2019
Surr: Nitrobenzene-d5			0.000871	0.00100C		87.1	35.1	136	03/12/2019
Surr: p-Terphenyl-d14			0.000574	0.00100C		57.4	38.3	195	03/12/2019

Batch 151034		SampType: LCSD		Units mg/L		RPD Limit 40			
SampID: LCSD-151034									
Analyses	RL	Qual	Result	Spike	SPK Ref Val	%REC	RPD Ref Val	%RPD	Date Analyzed
Acenaphthene	0.000100		0.00132	0.00200C	0	66.0	0.001364	3.24	03/12/2019
Acenaphthylene	0.000100		0.00132	0.00200C	0	66.2	0.001403	5.77	03/12/2019
Anthracene	0.000100		0.00138	0.00200C	0	68.8	0.001535	10.97	03/12/2019
Benzo(a)anthracene	0.000100		0.00127	0.00200C	0	63.5	0.001576	21.42	03/12/2019
Benzo(a)pyrene	0.000100		0.00127	0.00200C	0	63.6	0.001593	22.41	03/12/2019
Benzo(b)fluoranthene	0.000100		0.00141	0.00200C	0	70.5	0.001690	18.02	03/12/2019
Benzo(g,h,i)perylene	0.000200		0.00130	0.00200C	0	64.9	0.001664	24.65	03/12/2019
Benzo(k)fluoranthene	0.000100		0.00126	0.00200C	0	62.9	0.001560	21.40	03/12/2019
Chrysene	0.000100		0.00129	0.00200C	0	64.6	0.001503	15.19	03/12/2019
Dibenzo(a,h)anthracene	0.000100		0.00112	0.00200C	0	56.2	0.001540	31.20	03/12/2019
Fluoranthene	0.000200	S	0.00113	0.00200C	0	56.3	0.001264	11.63	03/12/2019
Fluorene	0.000100		0.00157	0.00200C	0	78.7	0.001660	5.24	03/12/2019
Indeno(1,2,3-cd)pyrene	0.000100		0.00140	0.00200C	0	70.1	0.001726	20.73	03/12/2019
Naphthalene	0.000200		0.00129	0.00200C	0	64.6	0.001360	5.06	03/12/2019
Phenanthrene	0.000400		0.00161	0.00200C	0	80.4	0.001609	0.06	03/12/2019
Pyrene	0.000200	S	0.00110	0.00200C	0	54.8	0.001214	10.32	03/12/2019
Surr: 2-Fluorobiphenyl			0.000955	0.00100C		95.5			03/12/2019
Surr: Nitrobenzene-d5			0.000726	0.00100C		72.6			03/12/2019
Surr: p-Terphenyl-d14			0.000534	0.00100C		53.4			03/12/2019

Client: ERM

Work Order: 19030404

Client Project: Champaign GW

Report Date: 14-Mar-2019

SW-846 3510C,8270C, SEMI-VOLATILE ORGANIC COMPOUNDS

Batch 151034		SampType: MS		Units mg/L					
SampID: 19030404-023AMS									
Analyses	RL	Qual	Result	Spike	SPK Ref Val	%REC	Low Limit	High Limit	Date Analyzed
Acenaphthene	0.000100		0.00126	0.00200C	0	62.9	40.5	121	03/13/2019
Acenaphthylene	0.000100		0.00122	0.00200C	0	60.9	50.9	132	03/13/2019
Anthracene	0.000100		0.00129	0.00200C	0	64.4	62.1	120	03/13/2019
Benzo(a)anthracene	0.000100	S	0.00121	0.00200C	0	60.4	67.8	119	03/13/2019
Benzo(a)pyrene	0.000100	S	0.00124	0.00200C	0	62.1	73.8	124	03/13/2019
Benzo(b)fluoranthene	0.000100	S	0.00131	0.00200C	0.00005280	62.9	73.3	119	03/13/2019
Benzo(g,h,i)perylene	0.000200		0.00138	0.00200C	0	68.8	56.3	139	03/13/2019
Benzo(k)fluoranthene	0.000100	S	0.00129	0.00200C	0.00005080	62.0	69.5	115	03/13/2019
Chrysene	0.000100	S	0.00120	0.00200C	0	59.9	69	112	03/13/2019
Dibenzo(a,h)anthracene	0.000100	S	0.00131	0.00200C	0.00009600	60.9	66.1	135	03/13/2019
Fluoranthene	0.000200	S	0.00129	0.00200C	0	64.5	69.4	117	03/13/2019
Fluorene	0.000100		0.00131	0.00200C	0	65.6	54.3	116	03/13/2019
Indeno(1,2,3-cd)pyrene	0.000100		0.00139	0.00200C	0	69.3	62.5	136	03/13/2019
Naphthalene	0.000200		0.00116	0.00200C	0	57.8	34.6	129	03/13/2019
Phenanthrene	0.000400		0.00135	0.00200C	0	67.4	62.4	108	03/13/2019
Pyrene	0.000200	S	0.00125	0.00200C	0	62.4	64.2	118	03/13/2019
Surr: 2-Fluorobiphenyl			0.000699	0.00100C		69.9	10	164	03/13/2019
Surr: Nitrobenzene-d5			0.000666	0.00100C		66.6	10.3	142	03/13/2019
Surr: p-Terphenyl-d14			0.000753	0.00100C		75.3	47.1	148	03/13/2019

Batch 151034		SampType: MSD		Units mg/L		RPD Limit 40			
SampID: 19030404-023AMSD									
Analyses	RL	Qual	Result	Spike	SPK Ref Val	%REC	RPD Ref Val	%RPD	Date Analyzed
Acenaphthene	0.000100		0.00124	0.00200C	0	61.8	0.001257	1.65	03/13/2019
Acenaphthylene	0.000100		0.00128	0.00200C	0	64.1	0.001218	5.16	03/13/2019
Anthracene	0.000100		0.00127	0.00200C	0	63.4	0.001289	1.65	03/13/2019
Benzo(a)anthracene	0.000100	S	0.00102	0.00200C	0	51.0	0.001207	16.72	03/13/2019
Benzo(a)pyrene	0.000100	S	0.00102	0.00200C	0	51.1	0.001242	19.36	03/13/2019
Benzo(b)fluoranthene	0.000100	S	0.00106	0.00200C	0.00005280	50.3	0.001312	21.31	03/13/2019
Benzo(g,h,i)perylene	0.000200	S	0.000933	0.00200C	0	46.7	0.001377	38.40	03/13/2019
Benzo(k)fluoranthene	0.000100	S	0.000999	0.00200C	0.00005080	47.4	0.001291	25.46	03/13/2019
Chrysene	0.000100	S	0.000963	0.00200C	0	48.2	0.001198	21.72	03/13/2019
Dibenzo(a,h)anthracene	0.000100	S	0.000972	0.00200C	0.00009600	43.8	0.001313	29.90	03/13/2019
Fluoranthene	0.000200	S	0.00127	0.00200C	0	63.4	0.001290	1.79	03/13/2019
Fluorene	0.000100		0.00143	0.00200C	0	71.6	0.001312	8.69	03/13/2019
Indeno(1,2,3-cd)pyrene	0.000100	S	0.00113	0.00200C	0	56.4	0.001385	20.53	03/13/2019
Naphthalene	0.000200		0.00117	0.00200C	0	58.3	0.001156	0.88	03/13/2019
Phenanthrene	0.000400		0.00130	0.00200C	0	64.8	0.001348	3.88	03/13/2019
Pyrene	0.000200	S	0.00126	0.00200C	0	63.1	0.001248	1.12	03/13/2019
Surr: 2-Fluorobiphenyl			0.000682	0.00100C		68.2			03/13/2019
Surr: Nitrobenzene-d5			0.000665	0.00100C		66.5			03/13/2019
Surr: p-Terphenyl-d14			0.000674	0.00100C		67.4			03/13/2019

Client: ERM

Work Order: 19030404

Client Project: Champaign GW

Report Date: 14-Mar-2019

SW-846 3510C,8270C, SEMI-VOLATILE ORGANIC COMPOUNDS

Batch 151053		SampType: MBLK		Units mg/L						Date Analyzed
SampID: MBLK-151053										
Analyses	RL	Qual	Result	Spike	SPK Ref Val	%REC	Low Limit	High Limit	Date Analyzed	
Acenaphthene	0.000100		ND						03/12/2019	
Acenaphthylene	0.000100		ND						03/12/2019	
Anthracene	0.000100		ND						03/12/2019	
Benzo(a)anthracene	0.000100		ND						03/12/2019	
Benzo(a)pyrene	0.000100		ND						03/12/2019	
Benzo(b)fluoranthene	0.000100		ND						03/12/2019	
Benzo(g,h,i)perylene	0.000200		ND						03/12/2019	
Benzo(k)fluoranthene	0.000100		ND						03/12/2019	
Chrysene	0.000100		ND						03/12/2019	
Dibenzo(a,h)anthracene	0.000100		ND						03/12/2019	
Fluoranthene	0.000200		ND						03/12/2019	
Fluorene	0.000100		ND						03/12/2019	
Indeno(1,2,3-cd)pyrene	0.000100		ND						03/12/2019	
Naphthalene	0.000200		ND						03/12/2019	
Phenanthrene	0.000400		ND						03/12/2019	
Pyrene	0.000200		ND						03/12/2019	
Surr: 2-Fluorobiphenyl			0.000945	0.00100C		94.5	34.1	131	03/12/2019	
Surr: Nitrobenzene-d5			0.000966	0.00100C		96.6	35.1	136	03/12/2019	
Surr: p-Terphenyl-d14			0.00109	0.00100C		109.3	38.3	195	03/12/2019	

Batch 151053		SampType: LCS		Units mg/L						Date Analyzed
SampID: LCS-151053										
Analyses	RL	Qual	Result	Spike	SPK Ref Val	%REC	Low Limit	High Limit	Date Analyzed	
Acenaphthene	0.000100		0.00159	0.00200C	0	79.7	53.7	105	03/12/2019	
Acenaphthylene	0.000100		0.00162	0.00200C	0	80.9	45.3	125	03/12/2019	
Anthracene	0.000100		0.00168	0.00200C	0	83.8	55.4	106	03/12/2019	
Benzo(a)anthracene	0.000100		0.00173	0.00200C	0	86.3	56.7	107	03/12/2019	
Benzo(a)pyrene	0.000100		0.00199	0.00200C	0	99.7	57.9	109	03/12/2019	
Benzo(b)fluoranthene	0.000100		0.00206	0.00200C	0	103.2	49.9	111	03/12/2019	
Benzo(g,h,i)perylene	0.000200		0.00204	0.00200C	0	102.2	52.2	118	03/12/2019	
Benzo(k)fluoranthene	0.000100		0.00197	0.00200C	0	98.4	56.5	110	03/12/2019	
Chrysene	0.000100		0.00174	0.00200C	0	87.0	56.4	113	03/12/2019	
Dibenzo(a,h)anthracene	0.000100		0.00210	0.00200C	0	105.0	49.6	130	03/12/2019	
Fluoranthene	0.000200		0.00134	0.00200C	0	66.8	57.1	116	03/12/2019	
Fluorene	0.000100		0.00181	0.00200C	0	90.6	57	106	03/12/2019	
Indeno(1,2,3-cd)pyrene	0.000100		0.00214	0.00200C	0	107.1	32.8	136	03/12/2019	
Naphthalene	0.000200		0.00157	0.00200C	0	78.4	45.1	114	03/12/2019	
Phenanthrene	0.000400		0.00173	0.00200C	0	86.5	58.7	111	03/12/2019	
Pyrene	0.000200		0.00124	0.00200C	0	62.1	54.9	116	03/12/2019	
Surr: 2-Fluorobiphenyl			0.00119	0.00100C		119.4	34.1	131	03/12/2019	
Surr: Nitrobenzene-d5			0.000910	0.00100C		91.0	35.1	136	03/12/2019	
Surr: p-Terphenyl-d14			0.000747	0.00100C		74.7	38.3	195	03/12/2019	

Client: ERM

Work Order: 19030404

Client Project: Champaign GW

Report Date: 14-Mar-2019

SW-846 3510C,8270C, SEMI-VOLATILE ORGANIC COMPOUNDS

Batch 151053		SampType: LCSD		Units mg/L				RPD Limit 40		Date
SampID: LCSD-151053										
Analyses	RL	Qual	Result	Spike	SPK Ref Val	%REC	RPD Ref Val	%RPD	Analyzed	
Acenaphthene	0.000100		0.00167	0.00200C	0	83.4	0.001593	4.63	03/12/2019	
Acenaphthylene	0.000100		0.00161	0.00200C	0	80.5	0.001619	0.53	03/12/2019	
Anthracene	0.000100		0.00166	0.00200C	0	82.8	0.001676	1.16	03/12/2019	
Benzo(a)anthracene	0.000100		0.00175	0.00200C	0	87.5	0.001726	1.34	03/12/2019	
Benzo(a)pyrene	0.000100		0.00186	0.00200C	0	92.9	0.001994	7.01	03/12/2019	
Benzo(b)fluoranthene	0.000100		0.00206	0.00200C	0	103.0	0.002064	0.21	03/12/2019	
Benzo(g,h,i)perylene	0.000200		0.00193	0.00200C	0	96.5	0.002044	5.76	03/12/2019	
Benzo(k)fluoranthene	0.000100		0.00185	0.00200C	0	92.5	0.001967	6.13	03/12/2019	
Chrysene	0.000100		0.00169	0.00200C	0	84.3	0.001740	3.16	03/12/2019	
Dibenzo(a,h)anthracene	0.000100		0.00187	0.00200C	0	93.4	0.002100	11.72	03/12/2019	
Fluoranthene	0.000200		0.00128	0.00200C	0	64.1	0.001335	4.03	03/12/2019	
Fluorene	0.000100		0.00187	0.00200C	0	93.7	0.001812	3.40	03/12/2019	
Indeno(1,2,3-cd)pyrene	0.000100		0.00196	0.00200C	0	98.1	0.002142	8.75	03/12/2019	
Naphthalene	0.000200		0.00160	0.00200C	0	79.8	0.001568	1.78	03/12/2019	
Phenanthrene	0.000400		0.00172	0.00200C	0	86.2	0.001730	0.41	03/12/2019	
Pyrene	0.000200		0.00118	0.00200C	0	59.2	0.001241	4.82	03/12/2019	
Surr: 2-Fluorobiphenyl			0.00108	0.00100C		107.7			03/12/2019	
Surr: Nitrobenzene-d5			0.000831	0.00100C		83.1			03/12/2019	
Surr: p-Terphenyl-d14			0.000644	0.00100C		64.4			03/12/2019	

Batch 151053		SampType: MS		Units mg/L						Date
SampID: 19030404-025AMS										
Analyses	RL	Qual	Result	Spike	SPK Ref Val	%REC	Low Limit	High Limit	Analyzed	
Acenaphthene	0.000100		0.00168	0.00200C	0	83.9	40.5	121	03/13/2019	
Acenaphthylene	0.000100		0.00164	0.00200C	0	82.2	50.9	132	03/13/2019	
Anthracene	0.000100		0.00160	0.00200C	0	80.2	62.1	120	03/13/2019	
Benzo(a)anthracene	0.000100		0.00178	0.00200C	0	89.2	67.8	119	03/13/2019	
Benzo(a)pyrene	0.000100		0.00184	0.00200C	0	92.2	73.8	124	03/13/2019	
Benzo(b)fluoranthene	0.000100		0.00196	0.00200C	0	97.9	73.3	119	03/13/2019	
Benzo(g,h,i)perylene	0.000200		0.00185	0.00200C	0	92.7	56.3	139	03/13/2019	
Benzo(k)fluoranthene	0.000100		0.00183	0.00200C	0	91.3	69.5	115	03/13/2019	
Chrysene	0.000100		0.00162	0.00200C	0	80.8	69	112	03/13/2019	
Dibenzo(a,h)anthracene	0.000100		0.00182	0.00200C	0	90.9	66.1	135	03/13/2019	
Fluoranthene	0.000200	S	0.00129	0.00200C	0	64.4	69.4	117	03/13/2019	
Fluorene	0.000100		0.00197	0.00200C	0	98.3	54.3	116	03/13/2019	
Indeno(1,2,3-cd)pyrene	0.000100		0.00192	0.00200C	0	95.8	62.5	136	03/13/2019	
Naphthalene	0.000200		0.00158	0.00200C	0	79.1	34.6	129	03/13/2019	
Phenanthrene	0.000400		0.00170	0.00200C	0	85.1	62.4	108	03/13/2019	
Pyrene	0.000200	S	0.00124	0.00200C	0	62.2	64.2	118	03/13/2019	
Surr: 2-Fluorobiphenyl			0.00116	0.00100C		116.5	10	164	03/13/2019	
Surr: Nitrobenzene-d5			0.000880	0.00100C		88.0	10.3	142	03/13/2019	
Surr: p-Terphenyl-d14			0.000707	0.00100C		70.7	47.1	148	03/13/2019	

Client: ERM

Work Order: 19030404

Client Project: Champaign GW

Report Date: 14-Mar-2019

SW-846 3510C,8270C, SEMI-VOLATILE ORGANIC COMPOUNDS

Analyses	RL	Qual	Result	Spike	SPK Ref Val	%REC	RPD Ref Val	%RPD	Date Analyzed
Batch 151053 SampType: MSD Units mg/L RPD Limit 40 SampID: 19030404-025AMSD									
Acenaphthene	0.000100		0.00169	0.00200C	0	84.6	0.001679	0.74	03/13/2019
Acenaphthylene	0.000100		0.00174	0.00200C	0	86.8	0.001644	5.50	03/13/2019
Anthracene	0.000100		0.00171	0.00200C	0	85.3	0.001605	6.08	03/13/2019
Benzo(a)anthracene	0.000100		0.00182	0.00200C	0	91.1	0.001783	2.15	03/13/2019
Benzo(a)pyrene	0.000100		0.00190	0.00200C	0	95.1	0.001844	3.13	03/13/2019
Benzo(b)fluoranthene	0.000100		0.00205	0.00200C	0	102.3	0.001957	4.42	03/13/2019
Benzo(g,h,i)perylene	0.000200		0.00184	0.00200C	0	92.0	0.001855	0.85	03/13/2019
Benzo(k)fluoranthene	0.000100		0.00195	0.00200C	0	97.5	0.001826	6.57	03/13/2019
Chrysene	0.000100		0.00177	0.00200C	0	88.6	0.001615	9.25	03/13/2019
Dibenzo(a,h)anthracene	0.000100		0.00166	0.00200C	0	83.0	0.001818	9.06	03/13/2019
Fluoranthene	0.000200	S	0.00138	0.00200C	0	69.2	0.001288	7.23	03/13/2019
Fluorene	0.000100		0.00196	0.00200C	0	97.8	0.001966	0.49	03/13/2019
Indeno(1,2,3-cd)pyrene	0.000100		0.00192	0.00200C	0	95.8	0.001915	0.02	03/13/2019
Naphthalene	0.000200		0.00163	0.00200C	0	81.6	0.001582	3.06	03/13/2019
Phenanthrene	0.000400		0.00182	0.00200C	0	90.8	0.001702	6.44	03/13/2019
Pyrene	0.000200		0.00134	0.00200C	0	66.8	0.001245	7.03	03/13/2019
Surr: 2-Fluorobiphenyl			0.00109	0.00100C		108.8			03/13/2019
Surr: Nitrobenzene-d5			0.000877	0.00100C		87.7			03/13/2019
Surr: p-Terphenyl-d14			0.000671	0.00100C		67.1			03/13/2019

SW-846 5030, 8260B, VOLATILE ORGANIC COMPOUNDS BY GC/MS

Analyses	RL	Qual	Result	Spike	SPK Ref Val	%REC	Low Limit	High Limit	Date Analyzed
Batch 151025 SampType: MBLK Units µg/L SampID: MBLK-T190308A-1									
Benzene	0.5		ND						03/08/2019
Ethylbenzene	2.0		ND						03/08/2019
Toluene	2.0		ND						03/08/2019
Xylenes, Total	4.0		ND						03/08/2019
Surr: 1,2-Dichloroethane-d4			47.6	50.00		95.2	79.6	118	03/08/2019
Surr: 4-Bromofluorobenzene			49.7	50.00		99.4	83.9	115	03/08/2019
Surr: Dibromofluoromethane			50.4	50.00		100.9	84.9	113	03/08/2019
Surr: Toluene-d8			48.0	50.00		96.1	86.7	112	03/08/2019

Analyses	RL	Qual	Result	Spike	SPK Ref Val	%REC	RPD Ref Val	%RPD	Date Analyzed
Batch 151025 SampType: LCSD Units µg/L RPD Limit 40 SampID: LCSD-T190308A-1									
Benzene	0.5		53.3	50.00	0	106.7	53.38	0.07	03/08/2019
Ethylbenzene	2.0		49.1	50.00	0	98.3	48.35	1.60	03/08/2019
Toluene	2.0		48.5	50.00	0	97.0	48.27	0.43	03/08/2019
Xylenes, Total	4.0		149	150.0	0	99.6	146.8	1.77	03/08/2019
Surr: 1,2-Dichloroethane-d4			50.2	50.00		100.3			03/08/2019
Surr: 4-Bromofluorobenzene			49.6	50.00		99.3			03/08/2019
Surr: Dibromofluoromethane			50.9	50.00		101.7			03/08/2019
Surr: Toluene-d8			46.6	50.00		93.1			03/08/2019

Client: ERM

Work Order: 19030404

Client Project: Champaign GW

Report Date: 14-Mar-2019

SW-846 5030, 8260B, VOLATILE ORGANIC COMPOUNDS BY GC/MS

Batch 151025		SampType: LCS		Units µg/L						
SampID: LCS-T190308A-1										
Analyses	RL	Qual	Result	Spike	SPK Ref Val	%REC	Low Limit	High Limit	Date Analyzed	
Benzene	0.5		53.4	50.00	0	106.8	75.8	121	03/08/2019	
Ethylbenzene	2.0		48.4	50.00	0	96.7	80.7	114	03/08/2019	
Toluene	2.0		48.3	50.00	0	96.5	78.3	112	03/08/2019	
Xylenes, Total	4.0		147	150.0	0	97.9	80.2	113	03/08/2019	
Surr: 1,2-Dichloroethane-d4			47.9	50.00		95.7	79.6	118	03/08/2019	
Surr: 4-Bromofluorobenzene			48.8	50.00		97.6	83.9	115	03/08/2019	
Surr: Dibromofluoromethane			50.9	50.00		101.9	84.9	113	03/08/2019	
Surr: Toluene-d8			47.4	50.00		94.9	86.7	112	03/08/2019	

Batch 151025		SampType: MS		Units µg/L						
SampID: 19030404-023DMS										
Analyses	RL	Qual	Result	Spike	SPK Ref Val	%REC	Low Limit	High Limit	Date Analyzed	
Benzene	0.5		57.3	50.00	0	114.5	62.5	121	03/08/2019	
Ethylbenzene	2.0		48.7	50.00	0	97.3	74.4	130	03/08/2019	
Toluene	2.0		57.7	50.00	0	115.5	69.5	118	03/08/2019	
Xylenes, Total	4.0		124	100.0	0	123.6	71.1	125	03/08/2019	
Surr: 1,2-Dichloroethane-d4			52.4	50.00		104.9	79.6	118	03/08/2019	
Surr: 4-Bromofluorobenzene			50.0	50.00		99.9	83.9	115	03/08/2019	
Surr: Dibromofluoromethane			52.3	50.00		104.6	84.9	113	03/08/2019	
Surr: Toluene-d8		S	69.1	50.00		138.1	86.7	112	03/08/2019	

Batch 151025		SampType: MSD		Units µg/L				RPD Limit 20		Date Analyzed	
SampID: 19030404-023DMSD											
Analyses	RL	Qual	Result	Spike	SPK Ref Val	%REC	RPD Ref Val	%RPD	Date Analyzed		
Benzene	0.5		55.8	50.00	0	111.5	57.26	2.67	03/08/2019		
Ethylbenzene	2.0		50.6	50.00	0	101.2	48.66	3.93	03/08/2019		
Toluene	2.0		49.3	50.00	0	98.6	57.74	15.79	03/08/2019		
Xylenes, Total	4.0	R	97.7	100.0	0	97.7	123.6	23.45	03/08/2019		
Surr: 1,2-Dichloroethane-d4			48.6	50.00		97.3			03/08/2019		
Surr: 4-Bromofluorobenzene			48.8	50.00		97.6			03/08/2019		
Surr: Dibromofluoromethane			52.4	50.00		104.7			03/08/2019		
Surr: Toluene-d8			46.6	50.00		93.2			03/08/2019		

Batch 151062		SampType: MBLK		Units µg/L						
SampID: MBLK-T190311A-1										
Analyses	RL	Qual	Result	Spike	SPK Ref Val	%REC	Low Limit	High Limit	Date Analyzed	
Benzene	0.5		ND						03/11/2019	
Ethylbenzene	2.0		ND						03/11/2019	
Toluene	2.0		ND						03/11/2019	
Xylenes, Total	4.0		ND						03/11/2019	
Surr: 1,2-Dichloroethane-d4			47.4	50.00		94.9	79.6	118	03/11/2019	
Surr: 4-Bromofluorobenzene			49.3	50.00		98.5	83.9	115	03/11/2019	
Surr: Dibromofluoromethane			50.7	50.00		101.5	84.9	113	03/11/2019	
Surr: Toluene-d8			47.0	50.00		93.9	86.7	112	03/11/2019	

Client: ERM

Work Order: 19030404

Client Project: Champaign GW

Report Date: 14-Mar-2019

SW-846 5030, 8260B, VOLATILE ORGANIC COMPOUNDS BY GC/MS

Batch 151062		SampType: LCSD		Units µg/L				RPD Limit 40		Date Analyzed
SampID: LCSD-T190311A-1										
Analyses	RL	Qual	Result	Spike	SPK Ref Val	%REC	RPD Ref Val	%RPD		
Benzene	0.5		54.7	50.00	0	109.5	55.49	1.36	03/11/2019	
Ethylbenzene	2.0		49.9	50.00	0	99.9	48.57	2.78	03/11/2019	
Toluene	2.0		49.5	50.00	0	98.9	48.89	1.16	03/11/2019	
Xylenes, Total	4.0		152	150.0	0	101.3	146.7	3.49	03/11/2019	
Surr: 1,2-Dichloroethane-d4			47.7	50.00		95.3			03/11/2019	
Surr: 4-Bromofluorobenzene			50.2	50.00		100.4			03/11/2019	
Surr: Dibromofluoromethane			51.3	50.00		102.6			03/11/2019	
Surr: Toluene-d8			46.5	50.00		93.0			03/11/2019	

Batch 151062		SampType: LCS		Units µg/L						Date Analyzed
SampID: LCS-T190311A-1										
Analyses	RL	Qual	Result	Spike	SPK Ref Val	%REC	Low Limit	High Limit		
Benzene	0.5		55.5	50.00	0	111.0	75.8	121	03/11/2019	
Ethylbenzene	2.0		48.6	50.00	0	97.1	80.7	114	03/11/2019	
Toluene	2.0		48.9	50.00	0	97.8	78.3	112	03/11/2019	
Xylenes, Total	4.0		147	150.0	0	97.8	80.2	113	03/11/2019	
Surr: 1,2-Dichloroethane-d4			48.5	50.00		97.0	79.6	118	03/11/2019	
Surr: 4-Bromofluorobenzene			49.8	50.00		99.5	83.9	115	03/11/2019	
Surr: Dibromofluoromethane			51.2	50.00		102.3	84.9	113	03/11/2019	
Surr: Toluene-d8			46.6	50.00		93.3	86.7	112	03/11/2019	

Batch 151062		SampType: MS		Units µg/L						Date Analyzed
SampID: 19030404-025DMS										
Analyses	RL	Qual	Result	Spike	SPK Ref Val	%REC	Low Limit	High Limit		
Benzene	0.5		55.8	50.00	0	111.7	62.5	121	03/11/2019	
Ethylbenzene	2.0		49.6	50.00	0	99.3	74.4	130	03/11/2019	
Toluene	2.0		49.1	50.00	0	98.2	69.5	118	03/11/2019	
Xylenes, Total	4.0		98.6	100.0	0	98.6	71.1	125	03/11/2019	
Surr: 1,2-Dichloroethane-d4			47.8	50.00		95.6	79.6	118	03/11/2019	
Surr: 4-Bromofluorobenzene			49.5	50.00		99.0	83.9	115	03/11/2019	
Surr: Dibromofluoromethane			50.7	50.00		101.5	84.9	113	03/11/2019	
Surr: Toluene-d8			46.9	50.00		93.8	86.7	112	03/11/2019	

Batch 151062		SampType: MSD		Units µg/L				RPD Limit 20		Date Analyzed
SampID: 19030404-025DMSD										
Analyses	RL	Qual	Result	Spike	SPK Ref Val	%REC	RPD Ref Val	%RPD		
Benzene	0.5		54.4	50.00	0	108.9	55.84	2.52	03/11/2019	
Ethylbenzene	2.0		48.7	50.00	0	97.4	49.64	1.93	03/11/2019	
Toluene	2.0		46.9	50.00	0	93.8	49.12	4.60	03/11/2019	
Xylenes, Total	4.0		95.2	100.0	0	95.2	98.57	3.52	03/11/2019	
Surr: 1,2-Dichloroethane-d4			48.6	50.00		97.2			03/11/2019	
Surr: 4-Bromofluorobenzene			48.2	50.00		96.3			03/11/2019	
Surr: Dibromofluoromethane			51.5	50.00		103.0			03/11/2019	
Surr: Toluene-d8			47.2	50.00		94.4			03/11/2019	

Client: ERM

Work Order: 19030404

Client Project: Champaign GW

Report Date: 14-Mar-2019

SW-846 5030, 8260B, VOLATILE ORGANIC COMPOUNDS BY GC/MS

Batch 151094		SampType: MBLK		Units µg/L						
SampID: MBLK-T190311A-2										
Analyses	RL	Qual	Result	Spike	SPK Ref Val	%REC	Low Limit	High Limit	Date Analyzed	
Benzene	0.5		ND						03/11/2019	
Ethylbenzene	2.0		ND						03/11/2019	
Toluene	2.0		ND						03/11/2019	
Xylenes, Total	4.0		ND						03/11/2019	
Surr: 1,2-Dichloroethane-d4			47.3	50.00		94.5	79.6	118	03/11/2019	
Surr: 4-Bromofluorobenzene			48.6	50.00		97.2	83.9	115	03/11/2019	
Surr: Dibromofluoromethane			50.4	50.00		100.7	84.9	113	03/11/2019	
Surr: Toluene-d8			47.6	50.00		95.2	86.7	112	03/11/2019	

Batch 151094		SampType: LCSD		Units µg/L						
SampID: LCSD-T190311A-2										
Analyses	RL	Qual	Result	Spike	SPK Ref Val	%REC	RPD Ref Val	%RPD	Date Analyzed	
Benzene	0.5		56.5	50.00	0	112.9	55.08	2.49	03/11/2019	
Ethylbenzene	2.0		49.3	50.00	0	98.6	48.41	1.78	03/11/2019	
Toluene	2.0		50.2	50.00	0	100.3	48.26	3.86	03/11/2019	
Xylenes, Total	4.0		148	150.0	0	99.0	147.4	0.74	03/11/2019	
Surr: 1,2-Dichloroethane-d4			48.5	50.00		97.0			03/11/2019	
Surr: 4-Bromofluorobenzene			50.1	50.00		100.1			03/11/2019	
Surr: Dibromofluoromethane			52.9	50.00		105.8			03/11/2019	
Surr: Toluene-d8			45.8	50.00		91.5			03/11/2019	

Batch 151094		SampType: LCS		Units µg/L						
SampID: LCS-T190311A-2										
Analyses	RL	Qual	Result	Spike	SPK Ref Val	%REC	Low Limit	High Limit	Date Analyzed	
Benzene	0.5		55.1	50.00	0	110.2	75.8	121	03/11/2019	
Ethylbenzene	2.0		48.4	50.00	0	96.8	80.7	114	03/11/2019	
Toluene	2.0		48.3	50.00	0	96.5	78.3	112	03/11/2019	
Xylenes, Total	4.0		147	150.0	0	98.3	80.2	113	03/11/2019	
Surr: 1,2-Dichloroethane-d4			48.0	50.00		95.9	79.6	118	03/11/2019	
Surr: 4-Bromofluorobenzene			49.4	50.00		98.9	83.9	115	03/11/2019	
Surr: Dibromofluoromethane			52.4	50.00		104.8	84.9	113	03/11/2019	
Surr: Toluene-d8			45.7	50.00		91.3	86.7	112	03/11/2019	

Batch 151094		SampType: MS		Units µg/L						
SampID: 19030404-022DMS										
Analyses	RL	Qual	Result	Spike	SPK Ref Val	%REC	Low Limit	High Limit	Date Analyzed	
Benzene	5.0		1080	500.0	515.9	113.6	62.5	121	03/12/2019	
Ethylbenzene	20.0		1420	500.0	928.9	99.2	74.4	130	03/12/2019	
Toluene	20.0		484	500.0	10.90	94.6	69.5	118	03/12/2019	
Xylenes, Total	40.0		1200	1000	247.0	95.6	71.1	125	03/12/2019	
Surr: 1,2-Dichloroethane-d4			480	500.0		96.0	79.6	118	03/12/2019	
Surr: 4-Bromofluorobenzene			491	500.0		98.2	83.9	115	03/12/2019	
Surr: Dibromofluoromethane			509	500.0		101.9	84.9	113	03/12/2019	
Surr: Toluene-d8			455	500.0		91.0	86.7	112	03/12/2019	

Client: ERM

Work Order: 19030404

Client Project: Champaign GW

Report Date: 14-Mar-2019

SW-846 5030, 8260B, VOLATILE ORGANIC COMPOUNDS BY GC/MS

Batch 151094		SampType: MSD		Units µg/L				RPD Limit 20		Date Analyzed
SampID: 19030404-022DMSD										
Analyses	RL	Qual	Result	Spike	SPK Ref Val	%REC	RPD Ref Val	%RPD	Date Analyzed	
Benzene	5.0		1050	500.0	515.9	106.7	1084	3.22	03/12/2019	
Ethylbenzene	20.0		1350	500.0	928.9	85.2	1425	5.04	03/12/2019	
Toluene	20.0		471	500.0	10.90	92.1	484.1	2.70	03/12/2019	
Xylenes, Total	40.0		1160	1000	247.0	91.0	1203	3.96	03/12/2019	
Surr: 1,2-Dichloroethane-d4			487	500.0		97.3			03/12/2019	
Surr: 4-Bromofluorobenzene			467	500.0		93.3			03/12/2019	
Surr: Dibromofluoromethane			505	500.0		101.0			03/12/2019	
Surr: Toluene-d8			463	500.0		92.6			03/12/2019	

Batch 151106		SampType: MBLK		Units µg/L				RPD Limit 40		Date Analyzed
SampID: MBLK-T190312A-1										
Analyses	RL	Qual	Result	Spike	SPK Ref Val	%REC	Low Limit	High Limit	Date Analyzed	
Benzene	0.5		ND						03/12/2019	
Ethylbenzene	2.0		ND						03/12/2019	
Toluene	2.0		ND						03/12/2019	
Xylenes, Total	4.0		ND						03/12/2019	
Surr: 1,2-Dichloroethane-d4			47.6	50.00		95.2	79.6	118	03/12/2019	
Surr: 4-Bromofluorobenzene			49.3	50.00		98.5	83.9	115	03/12/2019	
Surr: Dibromofluoromethane			49.7	50.00		99.4	84.9	113	03/12/2019	
Surr: Toluene-d8			49.3	50.00		98.6	86.7	112	03/12/2019	

Batch 151106		SampType: LCSD		Units µg/L				RPD Limit 40		Date Analyzed
SampID: LCSD-T190312A-1										
Analyses	RL	Qual	Result	Spike	SPK Ref Val	%REC	RPD Ref Val	%RPD	Date Analyzed	
Benzene	0.5		49.8	50.00	0	99.6	50.92	2.24	03/12/2019	
Ethylbenzene	2.0		47.8	50.00	0	95.6	48.76	2.01	03/12/2019	
Toluene	2.0		48.4	50.00	0	96.7	48.39	0.08	03/12/2019	
Xylenes, Total	4.0		146	150.0	0	97.5	147.8	1.08	03/12/2019	
Surr: 1,2-Dichloroethane-d4			47.5	50.00		94.9			03/12/2019	
Surr: 4-Bromofluorobenzene			49.5	50.00		99.1			03/12/2019	
Surr: Dibromofluoromethane			50.3	50.00		100.6			03/12/2019	
Surr: Toluene-d8			49.0	50.00		98.1			03/12/2019	

Batch 151106		SampType: LCS		Units µg/L				RPD Limit 40		Date Analyzed
SampID: LCS-T190312A-1										
Analyses	RL	Qual	Result	Spike	SPK Ref Val	%REC	Low Limit	High Limit	Date Analyzed	
Benzene	0.5		50.9	50.00	0	101.8	75.8	121	03/12/2019	
Ethylbenzene	2.0		48.8	50.00	0	97.5	80.7	114	03/12/2019	
Toluene	2.0		48.4	50.00	0	96.8	78.3	112	03/12/2019	
Xylenes, Total	4.0		148	150.0	0	98.5	80.2	113	03/12/2019	
Surr: 1,2-Dichloroethane-d4			47.0	50.00		94.0	79.6	118	03/12/2019	
Surr: 4-Bromofluorobenzene			48.9	50.00		97.7	83.9	115	03/12/2019	
Surr: Dibromofluoromethane			50.3	50.00		100.7	84.9	113	03/12/2019	
Surr: Toluene-d8			48.1	50.00		96.1	86.7	112	03/12/2019	

Client: ERM

Work Order: 19030404

Client Project: Champaign GW

Report Date: 14-Mar-2019

SW-846 5030, 8260B, VOLATILE ORGANIC COMPOUNDS BY GC/MS

Batch 151106		SampType: MS		Units µg/L						
SampID: 19030404-024DMS										
Analyses	RL	Qual	Result	Spike	SPK Ref Val	%REC	Low Limit	High Limit	Date Analyzed	
Benzene	0.5		51.8	50.00	0	103.6	62.5	121	03/12/2019	
Ethylbenzene	2.0		52.9	50.00	0.1200	105.5	74.4	130	03/12/2019	
Toluene	2.0		51.8	50.00	0	103.5	69.5	118	03/12/2019	
Xylenes, Total	4.0		105	100.0	0.3900	104.2	71.1	125	03/12/2019	
Surr: 1,2-Dichloroethane-d4			47.3	50.00		94.5	79.6	118	03/12/2019	
Surr: 4-Bromofluorobenzene			49.7	50.00		99.3	83.9	115	03/12/2019	
Surr: Dibromofluoromethane			48.4	50.00		96.9	84.9	113	03/12/2019	
Surr: Toluene-d8			49.4	50.00		98.9	86.7	112	03/12/2019	

Batch 151106		SampType: MSD		Units µg/L				RPD Limit 20		Date Analyzed	
SampID: 19030404-024DMSD											
Analyses	RL	Qual	Result	Spike	SPK Ref Val	%REC	RPD Ref Val	%RPD	Date Analyzed		
Benzene	0.5		47.2	50.00	0	94.4	51.81	9.31	03/12/2019		
Ethylbenzene	2.0		49.2	50.00	0.1200	98.2	52.89	7.23	03/12/2019		
Toluene	2.0		46.5	50.00	0	93.1	51.75	10.60	03/12/2019		
Xylenes, Total	4.0		96.0	100.0	0.3900	95.6	104.6	8.55	03/12/2019		
Surr: 1,2-Dichloroethane-d4			46.4	50.00		92.9			03/12/2019		
Surr: 4-Bromofluorobenzene			51.0	50.00		102.0			03/12/2019		
Surr: Dibromofluoromethane			48.0	50.00		96.0			03/12/2019		
Surr: Toluene-d8			48.6	50.00		97.1			03/12/2019		



Receiving Check List

<http://www.teklabinc.com/>

Client: ERM

Work Order: 19030404

Client Project: Champaign GW

Report Date: 14-Mar-2019

Carrier: Jordan Evans

Received By: AMD

Completed by:

Mary E. Kemp

Reviewed by:

Elizabeth A. Hurley

On:

07-Mar-2019

Mary E. Kemp

On:

07-Mar-2019

Elizabeth A. Hurley

Pages to follow: Chain of custody

Extra pages included

- | | | | | |
|---|---|---|--|----------------------------------|
| Shipping container/cooler in good condition? | Yes <input checked="" type="checkbox"/> | No <input type="checkbox"/> | Not Present <input type="checkbox"/> | Temp °C 2.02 |
| Type of thermal preservation? | None <input type="checkbox"/> | Ice <input checked="" type="checkbox"/> | Blue Ice <input type="checkbox"/> | Dry Ice <input type="checkbox"/> |
| Chain of custody present? | Yes <input checked="" type="checkbox"/> | No <input type="checkbox"/> | | |
| Chain of custody signed when relinquished and received? | Yes <input checked="" type="checkbox"/> | No <input type="checkbox"/> | | |
| Chain of custody agrees with sample labels? | Yes <input type="checkbox"/> | No <input checked="" type="checkbox"/> | | |
| Samples in proper container/bottle? | Yes <input checked="" type="checkbox"/> | No <input type="checkbox"/> | | |
| Sample containers intact? | Yes <input checked="" type="checkbox"/> | No <input type="checkbox"/> | | |
| Sufficient sample volume for indicated test? | Yes <input checked="" type="checkbox"/> | No <input type="checkbox"/> | | |
| All samples received within holding time? | Yes <input checked="" type="checkbox"/> | No <input type="checkbox"/> | | |
| Reported field parameters measured: | Field <input type="checkbox"/> | Lab <input type="checkbox"/> | NA <input checked="" type="checkbox"/> | |
| Container/Temp Blank temperature in compliance? | Yes <input checked="" type="checkbox"/> | No <input type="checkbox"/> | | |

When thermal preservation is required, samples are compliant with a temperature between 0.1°C - 6.0°C, or when samples are received on ice the same day as collected.

- | | | | |
|---|---|-----------------------------|---|
| Water – at least one vial per sample has zero headspace? | Yes <input checked="" type="checkbox"/> | No <input type="checkbox"/> | No VOA vials <input type="checkbox"/> |
| Water - TOX containers have zero headspace? | Yes <input type="checkbox"/> | No <input type="checkbox"/> | No TOX containers <input checked="" type="checkbox"/> |
| Water - pH acceptable upon receipt? | Yes <input checked="" type="checkbox"/> | No <input type="checkbox"/> | NA <input type="checkbox"/> |
| NPDES/CWA TCN interferences checked/treated in the field? | Yes <input type="checkbox"/> | No <input type="checkbox"/> | NA <input checked="" type="checkbox"/> |

Any No responses must be detailed below or on the COC.

Trip Blank collection date and time will be reported as the received date and time (end of trip). - MKemp - 3/7/2019 4:23:54 PM

UMW-106R-WG-20190305 is labeled as UMW-112R-WG-20190305. Per Greg Moore, report the sample as UMW-106R-WG-20190305. MEK 3/7/19

CHAIN OF CUSTODY

pg. 1 of 4 Work order # 19030404

TEKLAB, INC. 5445 Horseshoe Lake Road - Collinsville, IL 62234 - Phone: (618) 344-1004 - Fax: (618) 344-1005

Client: ERM
 2 CityPlace Drive, Suite 70
 St. Louis, MO 63141
Address:
City / State / Zip: St. Louis, MO 63141
Phone: (314) 682-3980
 Greg Moore
Contact: greg.moore@erm.com
E-Mail: greg.moore@erm.com
Fax:

Samples on: ICE BLUE ICE NO ICE 2.02 °C
Preserved in: LAB FIELD
Lab Notes: spilled 17B. @ 3/7/19
Client Comments: Lower 0.0075 mg/L detection limit for lead

Are these samples known to be involved in litigation? If yes, a surcharge will apply Yes No
 Are these samples known to be hazardous? Yes No
 Are there any required reporting limits to be met on the requested analysis?. If yes, please provide limits in the comment section. Yes No

Project Name/Number: Champaign GW
Sample Collector's Name: G. Moore

Lab Use Only	Sample Identification	Date/Time Sampled	Billing Instructions				# and Type of Containers
			Standard	1-2 Day (100% Surcharge)	3 Day (50% Surcharge)	Other	
19030404-001	UMMW-102-WG-20190305	3/4/2019 1600					UNP 1 1 2
002	UMMW-105-WG-20190305	3/6/2019 1440					UNP 1 1 2
003	UMMW-106-WG-20190305	3/5/2019 1720					UNP 1 1 2
004	UMMW-107R-WG-20190305	3/5/2019 1800					UNP 1 1 2
005	UMMW-108-WG-20190305	3/5/2019 1300					UNP 1 1 2
006	UMMW-109-WG-20190305	3/5/2019 1145					UNP 1 1 2
007	UMMW-111A-WG-20190305	3/5/2019 1030					UNP 1 1 2
008	UMMW-116-WG-20190305	3/5/2019 1550					UNP 1 1 2
009	UMMW-117-WG-20190305	3/5/2019 1510					UNP 1 1 2
010	UMMW-118-WG-20190305	3/5/2019 1340					UNP 1 1 2

MATRIX	INDICATE ANALYSIS REQUESTED										
	BTEX 8260	PAH 8270 SIM	Total 8 RCRA Metals	Total Cyanide 9012A							
Groundwater	X	X	X	X	X	X	X	X	X	X	X
	X	X	X	X	X	X	X	X	X	X	X
	X	X	X	X	X	X	X	X	X	X	X
	X	X	X	X	X	X	X	X	X	X	X
	X	X	X	X	X	X	X	X	X	X	X
	X	X	X	X	X	X	X	X	X	X	X
	X	X	X	X	X	X	X	X	X	X	X
	X	X	X	X	X	X	X	X	X	X	X
	X	X	X	X	X	X	X	X	X	X	X

Relinquished By: [Signature] (ERM)
Date/Time: 3/7/19 1230
Received By: [Signature]
Date/Time: 3/7/19 1350

CHAIN OF CUSTODY

pg. 2 of 4 Work order # 19030404

TEKLAB, INC. 5445 Horseshoe Lake Road - Collinsville, IL 62234 - Phone: (618) 344-1004 - Fax: (618) 344-1005

Client: ERM
Address: 2 CityPlace Drive, Suite 70
 St. Louis, MO 63141
City / State / Zip
Contact: Greg Moore (314) 682-3980
E-Mail: _____
Phone: _____
Fax: _____

Samples on: ICE BLUE ICE NO ICE _____ °C
Preserved in: LAB FIELD **FOR LAB USE ONLY**
Lab Notes:

Client Comments
 Lower 0.0075 mg/L detection limit for Pb

Are these samples known to be involved in litigation? If yes, a surcharge will apply Yes No
 Are these samples known to be hazardous? Yes No
 Are there any required reporting limits to be met on the requested analysis?. If yes, please provide limits in the comment section. Yes No

Project Name/Number		Sample Collector's Name					
Champaign GW		G. Moore					
Lab Use Only	Sample Identification	Date/Time Sampled	Billing Instructions				# and Type of Containers
			UNP	HNO3	NaOH	HCl	
19030404-011	UMW-119-WG-20190305	3/5/2019 0920	1	1	1	2	
012	UMW-120-WG-20190306	3/6/2019 0935	1	1	1	2	
013	UMW-121-WG-20190306	3/6/2019 1340	1	1	1	2	
014	UMW-122-WG-20190305	3/5/2019 1655	1	1	1	2	
015	UMW-123-WG-20190305	3/5/2019 1800	1	1	1	2	
016	UMW-124-WG-20190306	3/6/2019 1210	1	1	1	2	
017	UMW-125-WG-20190306	3/6/2019 1300	1	1	1	2	
018	UMW-126-WG-20190306	3/6/2019 1115	1	1	1	2	
019	UMW-127-WG-20190306	3/6/2019 1430	1	1	1	2	
020	UMW-300-WG-20190305	3/5/2019 0925	1	1	1	2	

MATRIX	INDICATE ANALYSIS REQUESTED										
	BTX	PAH	ROCM	8 Metals	Cyanide	Lead	As	Cr	Hg	Cd	Se
Groundwater	X	X	X	X	X	X	X	X	X	X	X
	X	X	X	X	X	X	X	X	X	X	X
	X	X	X	X	X	X	X	X	X	X	X
	X	X	X	X	X	X	X	X	X	X	X
	X	X	X	X	X	X	X	X	X	X	X
	X	X	X	X	X	X	X	X	X	X	X
	X	X	X	X	X	X	X	X	X	X	X
	X	X	X	X	X	X	X	X	X	X	X
	X	X	X	X	X	X	X	X	X	X	X
	X	X	X	X	X	X	X	X	X	X	X
	X	X	X	X	X	X	X	X	X	X	X
	X	X	X	X	X	X	X	X	X	X	X
	X	X	X	X	X	X	X	X	X	X	X
	X	X	X	X	X	X	X	X	X	X	X

Relinquished By: *ERM* **Date/Time:** 3/7/19 1230
Received By: *ERM* **Date/Time:** 3/7/19 1350

CHAIN OF CUSTODY

TEKLAB, INC. 5445 Horseshoe Lake Road - Collinsville, IL 62234 - Phone: (618) 344-1004 - Fax: (618) 344-1005

pg. 4 of 4 Work order # 19030404

Client: ERM
 Address: 2 CityPlace Drive, Suite 70
 City / State / Zip: St. Louis, MO 63141
 Contact: Greg Moore Phone: (314) 682-3980
 E-Mail: _____ Fax: _____

Are these samples known to be involved in litigation? If yes, a surcharge will apply Yes No
 Are these samples known to be hazardous? Yes No
 Are there any required reporting limits to be met on the requested analysis? If yes, please provide limits in the comment section. Yes No

Project Name/Number	Sample Collector's Name	# and Type of Containers			
Champaign GW	Greg Moore	UNP	HNO3	NaOH	HCl
DUP 003-WG-20190306		1	1	1	2
EB-01-WQ-20190306		1	1	1	2
TB-01-WQ-201903		2	1	1	4
MSM5D1		2	1	1	4
MSM5D2		2	1	1	4
EXTRA-SET-1		1	1	1	2
EXTRA-SET-2		1	1	1	2

MATRIX	BTEX 8260	PAH 8270 SIM	Total 8 RCRA Metals	Total Cyanide 9012A	INDICATE ANALYSIS REQUESTED
Groundwater	X	X	X	X	
	X	X	X	X	
	X	X	X	X	
	X	X	X	X	
	X	X	X	X	
	X	X	X	X	
	X	X	X	X	

Client Comments
 Lower 0.0075 mg/L detection limit for Pb.

Samples on: ICE BLUE ICE NO ICE °C
 Preserved in: LAB FIELD **FOR LAB USE ONLY**
 Lab Notes:

Relinquished By	Date/Time	Received By	Date/Time
A. G. Z. (ERM)	3/7/19, 1230	[Signature]	3/7/19, 1230
[Signature]	3/7/19, 1350	[Signature]	3/7/19, 1250

**Memo**

To	Lacy Smith
From	Rachel James
Date	07 June 2019
Reference	0500957
Subject	Data Review of Ameren Champaign Groundwater Samples First Quarter 2019: Teklab, Inc. Data Package 19030404

The data quality was assessed and any necessary qualifiers were applied following the *USEPA National Functional Guidelines for Organic Superfund Methods Data Review*, January 2017 and *USEPA National Functional Guidelines for Inorganic Superfund Methods Data Review*, January 2017.

ERM reviewed data for compliance with the following quality assurance/quality control (QA/QC) and method-prescribed criteria for Stage 2B review:

- **Holding Time and Sample Preservation:** The period of time between collection of the sample and preparation/analysis of the sample is evaluated. Analyses performed for this project have method-prescribed holding times as well as temperature and chemical preservation requirements.
- **Blank Samples:** The preparation and analysis of reagent (contaminant-free) water is evaluated. Blank samples for this investigation included method, trip, and equipment rinsates. Detections in a blank sample may indicate laboratory, transportation, or field contamination. All samples are evaluated for common laboratory contaminants during the blank evaluation.
- **Spike Samples:** The preparation and analysis of an environmental sample or a sample of reagent water spiked with a subset of target compounds at known concentrations is evaluated. The results of the spike analysis measure laboratory accuracy in the reagent sample, and results from the environmental sample spike measure potential interferences from the matrix.
- **Surrogate Spikes:** The addition of compounds similar to target compounds of interest that are added to sample aliquots for organic analysis is evaluated. Surrogate spikes measure possible interferences from the sample matrix for the analysis of target compounds.
- **Duplicate Samples:** The preparation and analysis of an additional aliquot of the sample is evaluated. The results from duplicate analysis measure potential heterogeneity of contaminants in the sample.

Stage 4 data review for 20 percent of the samples (6 samples: UMW-109-WG-20190305, UMW-118-WG-20190305, UMW-124-WG-20190306, UMW-125-WG-20190306, UMW-127-WG-20190306, and UMW-302-WG-20190306) was performed. The Stage 4 review included all of the QA/QC project and/or method-prescribed criteria for Stage 2B review plus:

- **Calibration:** The analysis of target analytes at a range of concentrations to develop a graphical plot of instrument response against the different analyte concentrations. An initial calibration curve establishes the graphical plot, and the continuing calibration verification monitors daily instrument linearity against the initial calibration.
- **Internal standards:** The addition of compounds similar to target compounds of interest that are added to sample aliquots for organic analysis. The internal standards are used to quantitatively and qualitatively evaluate retention time and response for each sample.
- **Recalculation:** Ten percent of the initial calibration, continuing calibration, internal response, surrogate percent recoveries (%R), laboratory control sample (LCS) %R, matrix spike/matrix spike duplicate (MS/MSD) %R, and all of the detected sample concentrations were recalculated.

The laboratory described that the chain of custody did not list a collection date and time for the trip blank sample. The laboratory logged the sample in with the date and time the sample was received. Additionally, the laboratory described that sample UMW-106R-WG-20190305 was labelled as UMW-112R-WG-20190305. ERM was contacted and the sample was logged in with under the sample ID UMW-106R-WG-20190305.

HOLDING TIME AND PRESERVATION EVALUATION

The samples were prepared and analyzed within the method-prescribed time period from the date of collection. The sample shipments were received at the laboratory properly preserved and within the method-prescribed temperature preservation requirements of less than 6°C. No qualifications were necessary.

BLANK EVALUATION

The method and trip blank sample results were nondetected for each of the target analytes. The blank results indicate that no contaminants were introduced to the samples during processing or analysis in the laboratory or during shipment, handling, and storage.

The equipment blank sample results were nondetected for each of the target analyte with one exception. Naphthalene was detected in equipment blank sample EB-01-WQ-20190306 at a concentration above the reporting limit. Associated detected sample results that were less than the blank concentration were qualified as non-detect (U) at the sample concentration. Associated detected sample results that were greater than the blank concentration were qualified as estimates with a high bias (J+). The equipment blank detections and associated sample qualifications are listed in Table 1.

CALIBRATION EVALUATION

Two types of calibration data were reviewed. These were initial calibration (ICAL) and continuing calibration verification (CCV/ICV). For linear ICALs, the correlation coefficient (r^2) was within control limits and for average response factor ICALs, the relative standard deviations (RSDs) were within the control limits. The laboratory also calculated the relative response factors (RRFs) for the analytes in the ICAL. The reported percent relative standard deviations and RRFs were compared to the method-prescribed acceptance criteria and validation criteria during the data validation. The laboratory calculated the percent difference (%D) between CCV/ICV and the ICAL. The laboratory

calculated the CCV/ICV RRFs. The %Ds and RRFs were then compared to the method-prescribed acceptance criteria and validation criteria during the data validation.

The ICAL and CCV/ICV results were within acceptable limits for the Level IV samples, with one exception. The %D for one CCV exceeded acceptance criteria for volatile organic compound (VOC) analyte ethylbenzene. No results were qualified due to the %D exceedance for ethylbenzene as the bias was high and the only associated result was non-detected. The CCV recovered outside of acceptable limits is presented in Table 2.

BLANK SPIKE EVALUATION

The laboratory control sample (LCS)/laboratory control sample duplicate (LCSD) recoveries and RPDs were within the laboratory's limits of acceptance, with exceptions noted in Table 3. No data were qualified as both outliers could be verified by another in-control recovery.

MATRIX SPIKE EVALUATION

The matrix spike (MS)/matrix spike duplicate (MSD) recoveries were within the laboratory's limits of acceptance for project samples, with several exceptions. Several polynuclear aromatic hydrocarbons (PAHs) were recovered below the control limits in the MS and/or MSD samples prepared from UMW-303-WG-20190305 and UMW-305-WG-20190306. No data were qualified if an outlier could be verified by an in-control result. Non-detected results associated with low recoveries in both the MS and MSD samples were qualified as estimates (UJ). The matrix spike outliers are presented in Table 3.

SURROGATE SPIKE EVALUATION

The surrogate recoveries were within acceptable limits with several exceptions. Data were not qualified for surrogates recovered out of acceptance criteria on matrix spike samples. These samples were instead assessed based upon the recovery of spiked target analytes. Additionally, data were not qualified if the dilution factor was 10 times or greater or if a high surrogate recovery was associated with a non-detected result. VOC surrogate toluene-d8 was recovered below the lower control limit in samples UMW-106R-WG-20190305, UMW-108-WG-20190305, UMW-109-WG-20190305, and UMW-111A-WG-20190305. The non-detected VOC results were qualified as estimates (UJ) due to the low surrogate recoveries. The surrogate outliers are presented in Table 4.

INTERNAL STANDARD EVALUATION

The internal standard responses were within acceptable limits with the two exceptions listed in Table 5. PAH internal standard naphthalene-d8 had responses outside the control limits in samples UMW-302-WG-20190306 and DUP 003-WG-20190306. The only target analyte associated with this internal standard is naphthalene, which was reported from separate analytical runs for these samples. The separate analytical runs had naphthalene-d8 internal standard responses that were within control limits. No qualifications were necessary.

FIELD DUPLICATE EVALUATION

Three samples were submitted in duplicate. ERM calculated the relative percent difference (RPD) between detected results. The USEPA has not established control criteria for field duplicate samples;

therefore, sample data are not qualified on the basis of field duplicate imprecision. The RPDs for detected results are presented in Table 6.

RECALCULATION

All result recalculations agreed with reported results.

OVERALL ASSESSMENT

All data, including qualified data, can be used for decision-making purposes; however, the limitations indicated by the applied qualifiers should be considered when using the data. The quality of the data generated during this investigation is acceptable for the preparation of technically defensible documents.

Table 1
Blank and Associated Suspect Sample Detections
First Quarter 2019 Groundwater Monitoring
Ameren
Champaign, Illinois

Lab Package	Blank ID	Associated Sample	Detected Compound	Reported Concentration	Report Limit	Units	ERM Qualifier
19030404	EB-01-WQ-20190306	See below	Naphthalene	0.00201	0.000200	mg/L	--
	--	UMW-126-WG-20190306		0.000505	0.000200	mg/L	<0.000505 U
	--	UMW-127-WG-20190306		0.000631	0.000200	mg/L	<0.000631 U
	--	UMW-304R-WG-20190306		0.00106	0.000200	mg/L	<0.00106 U
	--	DUP 002-WG-20190306		0.000517	0.000200	mg/L	<0.000517 U

Lab package reviewed: 19030404

Notes:

EB = Equipment blank

mg/L = Milligrams per liter

U = Nondetected

Table 2
Calibration Verification Recoveries Outside of Acceptable Limits
First Quarter 2019 Groundwater Monitoring
Ameren
Champaign, Illinois

Lab Package	CCV Sample ID	Compound	Calibration Outlier	Limit	Associated Sample	Reported Concentration	Units	ERM Qualifier
19030404	3/12/19 8:54 CCV T190312A-1	Ethylbenzene	21.3 %D	20 %D	UMW-304R-WG-20190306	ND	µg/L	--

Lab package reviewed: 19030404

Notes:

CCV = Continuing calibration verification

ND = Not detected

µg/L = Micrograms per liter

Table 3
Spike Recoveries Outside of Acceptable Limits
First Quarter 2019 Groundwater Monitoring
Ameren
Champaign, Illinois

Lab Package	Spike Sample ID	Associated Sample	Compound	Recovery (%)	Limit (%)	RPD	RPD Limit	Result	Units	ERM Qualifier
LCS/LCSD										
19030404	LCS-151034/ LCSD-151034	--	Fluoranthene	63.2/56.3	57.1-116	11.63	40	--	--	--
		--	Pyrene	60.7/54.8	54.9-116	10.32	40	--	--	--
MS/MSD										
19030404	UMW-303-WG-20190305 MS/MSD	UMW-303-WG-20190305	Benzo(a)anthracene	60.4/51.0	67.8-119	16.72	40	ND	mg/L	UJ
			Benzo(a)pyrene	62.1/51.1	73.8-124	19.36	40	ND	mg/L	UJ
			Benzo(b)fluoranthene	62.9/50.3	73.3-119	21.31	40	ND	mg/L	UJ
			Benzo(g,h,i)perylene	68.8/46.7	56.3-139	38.40	40	--	--	--
			Benzo(k)fluoranthene	62.0/47.4	69.5-115	25.46	40	ND	mg/L	UJ
			Chrysene	59.9/48.2	69-112	21.72	40	ND	mg/L	UJ
			Dibenzo(a,h)anthracene	60.9/43.8	66.1-135	29.90	40	ND	mg/L	UJ
			Fluoranthene	64.5/63.4	69.4-117	1.79	40	--	--	--
			Indeno(1,2,3-cd)pyrene	69.3/56.4	62.5-136	20.53	40	--	--	--
	Pyrene	62.4/63.1	64.2-118	1.12	40	ND	mg/L	UJ		
	Xylenes, Total	123.6/97.7	71.1-125	23.45	20	--	--	--		
UMW-305-WG-20190306 MS/MSD	UMW-305-WG-20190306	Fluoranthene	64.4/69.2	69.4-117	7.23	40	ND	mg/L	UJ	
		Pyrene	62.2	64.2-118	7.03	40	--	--	--	

Lab package reviewed: 19030404

Notes:

LCS/LCSD = Laboratory control sample/laboratory control sample duplicate

mg/L = Milligrams per liter

MS/MSD - Matrix spike/matrix spike duplicate

ND = Not detected

RPD = Relative percent difference

UJ = Nondetected, estimated report limit

Table 4
Surrogate Recovery Results out of Acceptable Limits
First Quarter 2019 Groundwater Monitoring
Ameren
Champaign, Illinois

Lab Package	Sample ID	Method	Surrogate	Recovery (%)	Limit (%)	Affected Compound	Dilution Factor	ERM Qualifier
19030404	UMW-106R-WG-20190305	8260B	Toluene-d8	63.6	86.7-112	All	1	UJ
	UMW-108-WG-20190305	8260B	Toluene-d8	86.2	86.7-112	All	1	UJ
	UMW-109-WG-20190305	8260B	Toluene-d8	84.6	86.7-112	All	1	UJ
	UMW-111A-WG-20190305	8260B	Toluene-d8	76.6	86.7-112	All	1	UJ
	UMW-118-WG-20190305	8260B	4-Bromofluorobenzene	116.0	83.9-115	--	1	--
	UMW-303-WG-20190305 Matrix Spike	8260B	Toluene-d8	69.1	86.7-112	--	--	--
	UMW-302-WG-20190306	8270C	2-Fluorobiphenyl	0	10-164	--	10000	--
			Nitrobenzene-d5	0	10.3-142			
	DUP 003-WG-20190306	8270C	2-Fluorobiphenyl	0	10-164	--	1000	--
Nitrobenzene-d5			0	10.3-142				

Lab package reviewed: 19030404

Notes:

UJ = Nondetected, estimated report limit

Table 5
Internal Standard Recoveries Outside of Acceptable Limits
First Quarter 2019 Groundwater Monitoring
Ameren
Champaign, Illinois

Lab Package	Sample ID	Method	Internal Standard	Internal Standard Response	Limit	Affected Compound	ERM Qualifier
19030404	UMW-302-WG-20190306	8270C	Naphthalene-d8	338545	441663-1725740	Naphthalene	--
	DUP 003-WG-20190306	8270C	Naphthalene-d8	324658	441663-1725740	Naphthalene	--

Lab package reviewed: 19030404

Table 6
Field Duplicate Results and Calculated Relative Percent Differences
First Quarter 2019 Groundwater Monitoring
Ameren
Champaign, Illinois

Lab Package	Primary/Duplicate Sample ID	Compound	Concentration		Report Limit		Units	RPD
			Sample	Duplicate	Sample	Duplicate		
19030404	UMW-107R-WG-20190305/ DUP 001-WG-20190305	Barium	0.155	0.197	0.0025	0.0025	mg/L	24
		Chromium	ND	0.0269	0.0050	0.0050	mg/L	NC
		Lead	ND	0.0135	0.0075	0.0075	mg/L	NC
		Anthracene	ND	0.000107	0.000100	0.000100	mg/L	NC
		Benzene	2.1	2.0000	0.5	0.5	µg/L	4.9
	UMW-126-WG-20190306/ DUP 002-WG-20190306	Barium	0.0344	0.0355	0.0025	0.0025	mg/L	3.1
		Naphthalene	0.000505	0.000517	0.000200	0.000200	mg/L	2.3
		Benzene	145	142	0.5	0.5	µg/L	2.1
		Toluene	4.6	4.2	2.0	2.0	µg/L	9.1
		Xylenes, Total	2.2	2.1	2.0	2.0	µg/L	4.7
	UMW-302-WG-20190306/ DUP 003-WG-20190306	Barium	0.0608	0.0607	0.0025	0.0025	mg/L	0.16
		Acenaphthene	0.000469	0.000454	0.000100	0.000100	mg/L	3.3
		Acenaphthylene	0.000593	0.000564	0.000100	0.000100	mg/L	5.0
		Naphthalene	2.83	2.82	2.00	0.200	mg/L	0.35
		Benzene	516	532	5.0	5.0	µg/L	3.1
		Toluene	929	925	20.0	20.0	µg/L	0.43
		Xylenes, Total	247	251	20.0	20.0	µg/L	1.6

Lab package reviewed: 19030404

Notes:

mg/L = Milligrams per liter

ND = Not detected

NC = Not calculated, one result not detected

RPD = Relative percent difference

µg/L = Micrograms per liter