



December 16, 2019

Mr. Todd Hall
Illinois Environmental Protection Agency
Bureau of Land - Remedial Project Management Section
1021 North Grand Avenue East
P.O. Box 19276
Springfield, Illinois 62794-9276

Re: Groundwater Monitoring Update – Quarter 2, 2019 Sampling Event
Champaign Former Manufactured Gas Plant, Champaign, Illinois

Dear Mr. Hall:

Ameren Illinois (Ameren) is providing this Champaign Groundwater Monitoring report for the former manufactured gas plant (MGP) site located at 308 N. 5th Street in Champaign, Illinois to the Illinois Environmental Protection Agency (IEPA). This groundwater monitoring summary report was prepared by Environmental Resources Management (ERM) on behalf of Ameren.

Attachment 1 to this letter is the groundwater monitoring summary report for the second quarter of 2019, which was performed in May 2019. This report discusses the analytical results of the quarterly groundwater monitoring event. Additional groundwater monitoring events are scheduled to be performed each quarter in 2019.

Ameren appreciates your assistance and cooperation as we proceed with this project. If you have any questions regarding the responses provided, or need additional information, please feel free to contact me.

Respectfully,

A handwritten signature in blue ink, appearing to read "Dave Palmer", with a long horizontal flourish extending to the right.

Dave Palmer, PG, PMP, EVMP
Manager, Remediation Projects
Ameren - Environmental Strategy & Analysis
T 314.554.2108
C 314.374.9032
E DPalmer2@ameren.com

Attachment 1

November 21, 2019



Mr. Todd Hall
Illinois Environmental Protection Agency
Division of Remediation Management
1021 North Grand Ave East
P.O. Box 19276
Springfield, IL 62794-9276

Subject: Groundwater Monitoring Summary
Second Quarter 2019 Sampling Event
Champaign Former MGP Site, Champaign, Illinois

Dear Mr. Hall:

On behalf of Ameren Illinois, Environmental Resources Management, Inc. (ERM) has completed the second quarter 2019 groundwater sampling event at the Champaign Former Manufactured Gas Plant (FMGP) Site, located at 308 N. 5th Street in Champaign, Illinois. This report summarizes the field data and analytical results for the quarterly groundwater monitoring event conducted in May 2019.

INTRODUCTION

Groundwater sampling activities for the second quarter 2019 monitoring event were conducted from May 13 through 15. During the sampling event, groundwater samples were collected from 28 monitoring wells, which include seven on-site monitoring wells and 21 off-site monitoring wells.

The depth to groundwater was initially measured at each monitoring well location upon arrival to begin purging the well. Groundwater was purged from the monitoring wells using the dedicated bladder pumps until water quality instrumentation indicated that measured parameters had stabilized. Upon stabilization, water samples were collected in containers provided by the laboratory, and placed in ice-filled coolers pending delivery to the analytical laboratory.

Groundwater samples were analyzed for the following MGP-related compounds: the volatile organic compounds benzene, toluene, ethylbenzene, and total xylenes (BTEX); polynuclear aromatic hydrocarbons (PAHs); total cyanide; and total RCRA metals. Laboratory analytical services were provided by Teklab, Inc. (Teklab) of Collinsville, Illinois.

Groundwater level measurement data for the second quarter 2019 sampling event is provided in Table 1. Information on the table includes measurements of depth to water below each well's top of casing (TOC), and calculated groundwater elevation. Groundwater elevation contour maps for the shallow monitoring zone (100 series wells) and the intermediate depth unit (300 series wells) are provided on Figures 1 and 2, respectively.

The analytical results for groundwater samples collected during this event are summarized in Table 2. The concentrations detected in samples that exceed an applicable Illinois Environmental Protection Agency (IEPA) groundwater remedial objective (RO) are highlighted. The monitoring well locations where sample results exceeded an RO are also shown on Figure 3. The laboratory analytical report prepared by Teklab is provided in Attachment 1.

Quality assurance samples collected during the event included duplicates, matrix spike and matrix spike duplicates, an equipment blank, and a trip blank. Blind duplicates were collected from shallow monitoring well locations UMW-107R and UMW-124, and from intermediate monitoring well UMW-302. The three duplicate samples were identified on the chain of custody and laboratory analytical report as DUP 001 through DUP 003. Duplicate sample results are shown on Table 2 adjacent to the primary samples. A summary of the results of data validation is also included with the analytical report in Attachment 1.

GROUNDWATER MONITORING RESULTS

Groundwater Levels

The measured depth to groundwater and elevations at the Champaign FMGP Site for the May 2019 sampling event are shown on Table 1. The depth to groundwater in the shallow monitoring wells ranged from 1.38 to 7.45 feet below TOC. The shallowest occurrence of groundwater occurred at the on-site monitoring well locations, with depths ranging from 1.38 to 3.57 feet below TOC.

As shown on Figure 1, the shallow groundwater at the FMGP Site flows in a radial pattern from the Site. This groundwater flow pattern is consistent with historical groundwater level surveys conducted at the Site. The groundwater gradients for the shallow groundwater zone during May 2019 were calculated to be 0.026 (UMW-124 to UMW-105), 0.015 (UMW-124 to UMW-116), and 0.015 (UMW-125 to UMW-109) foot per foot (ft/ft). This range of values reflects the general gradients to the south, west and north from the Site.

The depths to groundwater in the nine intermediate monitoring wells, which monitor the intermediate groundwater unit, ranged from 24.80 to 27.45 feet below TOC. As shown on Figure 2, the intermediate groundwater flow direction generally slopes towards the south and southeast, with a groundwater gradient of approximately 0.0011 ft/ft across the Site from UMW-300 to UMW-308.

Analytical Results

Figure 3 summarizes the monitoring well locations where constituents detected in samples collected during the May 2019 sampling event exceeded at least one Class I, Class II, or inhalation groundwater RO. The shallow groundwater unit is classified as Class II groundwater, and the lower intermediate unit is classified as Class I groundwater. Three of the 28 monitoring wells sampled in the second quarter 2019 had at least one MGP-related constituent exceeding a respective Class I or II, or inhalation RO. Benzene concentrations reported in two on-site shallow wells, UMW-124 and UMW-126, exceeded the Class II groundwater RO. The benzene, ethylbenzene and naphthalene concentrations reported in the sample collected from the off-site intermediate well UMW-302, and the naphthalene concentration reported in the sample collected from the offsite intermediate well UMW-305 exceeded the Class I groundwater ingestion RO. These constituent concentrations reported in UMW-302 and UMW-305 also exceed the groundwater ROs for indoor inhalation at residential

sites. Analytical results for the groundwater samples collected from the other seventeen shallow and seven intermediate-depth monitoring wells located within or surrounding the FMGP Site were all below the applicable ROs during the May 2019 event.

Total metals and cyanide concentrations detected in groundwater samples did not exceed their respective groundwater ROs in any of the on-site or off-site monitoring wells. Cyanide was detected in monitoring well UMW-107R in previous sampling events at concentrations exceeding the Class II groundwater RO of 0.6 milligrams per liter (mg/L). However, the 0.406 mg/L concentration of cyanide detected in the sample collected during the May 2019 event is below the RO. The concentrations detected in samples submitted for analysis of the eight RCRA metals were all below their respective groundwater RO.

Monitoring well locations where concentrations of organic constituents (BTEX or PAHs) from the May 2019 sampling event exceeded their respective RO included shallow monitoring wells UMW-124 and UMW-126, and intermediate wells UMW-302 and UMW-305. Benzene concentrations of 0.166 and 0.195 mg/L were reported in shallow on-site monitoring wells UMW-124 and UMW-126, respectively, which exceeds the Class II groundwater RO of 0.025 mg/L. Concentrations of other organic constituents detected in other shallow monitoring wells located on-site or off-site were below their respective Class II RO.

Benzene, ethylbenzene and naphthalene were detected in samples collected from intermediate well UMW-302, at concentrations of 0.288, 0.751 and 2.65 mg/L, respectively, exceeding the Class I groundwater ingestion ROs of 0.005, 0.7, and 0.14 mg/L, respectively. The 0.910 mg/L naphthalene concentration reported in the sample collected from the off-site intermediate well UMW-305 exceeded the 0.14 mg/L Class I groundwater ingestion RO. These constituent concentrations also exceed the groundwater (vapor) inhalation ROs for indoor air at residential sites. This intermediate well is screened from 35 to 45 feet below land surface, and is separated from the overlying shallow water source in the co-located shallow well UMW-121 by over 20 vertical feet of silty clay. Of the nine intermediate monitoring wells screened in the lower groundwater source, UMW-302 is the only intermediate well location with a constituent concentration exceeding a Class I groundwater ingestion or inhalation RO.

Management of Purge Water

Purge water that was collected from the monitoring wells during the second quarter 2019 groundwater sampling event was containerized in a 300-gallon plastic tote. The purge water is managed for disposal under the Urbana and Champaign Sanitary District (UCSD) discharge permit. Approximately 100 gallons of wastewater were generated during the May groundwater sampling event. This purge water, along with the approximately 100 gallons of purge water onsite from the previous sampling event, was discharged to the UCSD-designated discharge point on May 15, 2019 under the UCSD permit for the Site.

CONCLUSIONS

Based on the data collected during the May 2019 sampling event, the only shallow monitoring wells where concentrations in samples exceeded the Class II groundwater ingestion ROs were on-site monitoring wells UMW-124 and UMW-126. Benzene was the only constituent detected in these samples that exceeded a groundwater RO. No other Class II groundwater ROs for organic (BTEX and PAHs) or inorganic (cyanide or metals) constituents were exceeded in samples collected from the other monitoring wells screened in the shallow groundwater unit.


The deeper groundwater unit, as represented by the 300-series wells screened in the intermediate groundwater unit, had confirmed detections that exceeded groundwater ROs in monitoring wells UMW-302 and UMW-305, both located south of the Site. Benzene, ethylbenzene, and naphthalene were detected in UMW-302 at concentrations exceeding the Class I groundwater ingestion RO, and groundwater inhalation ROs for indoor air. As stated previously, the lower groundwater unit is separated from the shallow groundwater unit by the 20-foot thick silty clay unit present at an approximate depth between 20 and 40 feet below land surface. The isolation of the lower groundwater unit from the shallow groundwater unit is evident in the difference in groundwater elevations between the 100 and 300-series monitoring wells (refer to Table 1, and Figures 1 and 2). Furthermore, no detections of constituents which exceed similar ROs were reported in the co-located shallow monitoring well (UMW-121) that is adjacent to UMW-302.

Naphthalene was also detected in UMW-305 at concentrations exceeding the Class I groundwater ingestion RO, and the groundwater inhalation RO for indoor air. The concentration of naphthalene detected in UMW-305 during the May 2019 sampling event is a high anomaly as compared to historical concentrations at that monitoring well. It is uncertain at this time whether the anomaly represents a true increase in concentrations in groundwater at UMW-305, or if the change is a transient condition. The SVOC concentrations at UMW-305 will be monitored during future sampling events to assess whether the anomalous concentrations detected in the groundwater at UMW-305 during this event warrants further evaluation.

The analytical results from sampling events completed during the two-year period between July 2017 and May 2019 are shown in Table 3. Graphical representations of benzene and naphthalene concentrations in monitoring wells UMW-107(R), UMW-124, UMW-126 and UMW-302 are shown on Figures 4A through 4D for reference. Table 3 and Figure 4 illustrate that the concentrations detected in samples over time remain generally consistent, exhibiting normal variability induced by seasonal fluctuations of temperature or precipitation at the time of the sampling event. An evaluation of concentrations and variability over time will be discussed in the year-end report for the fourth quarter of 2019.

The third quarterly groundwater sampling event was completed in August 2019. Should you have any questions about the material presented in this summary letter, please contact us at your convenience.

Sincerely,



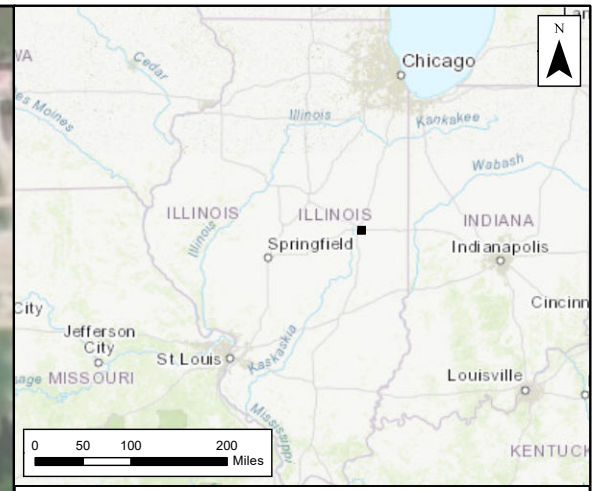
Gregory Moore, PE
Project Engineer



Tom H. Stiegemeier, P.E.
Principal Consultant

Attachments Figure 1 Shallow Groundwater Elevation Contours
 Figure 2 Intermediate Groundwater Elevation Contours
 Figure 3 Class I and II Groundwater RO Exceedances
 Figure 4 Graphs of Concentration versus Time for Selected Monitoring Well Locations
 Table 1 Groundwater Elevation Data
 Table 2 Summary of Analytical Results
 Table 3 Analytical Result by Parameter
 Attachment 1 Laboratory Analytical Report and Data Validation Summary

Figures



Legend

- ◆ Shallow Monitoring Well with May 2019 Groundwater Elevation
- May 2019 Water Table Contour
- - - Site Boundary

Notes:
All water levels in feet above NGVD29 datum.

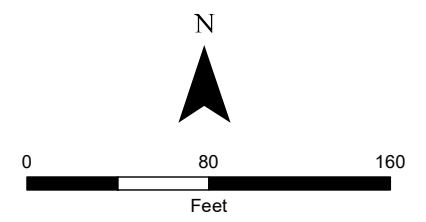
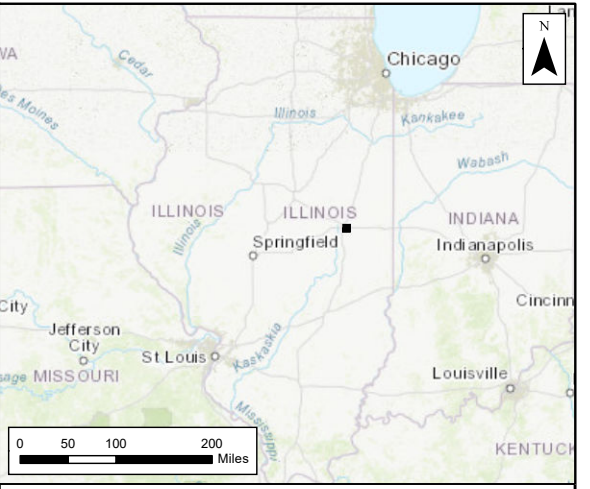
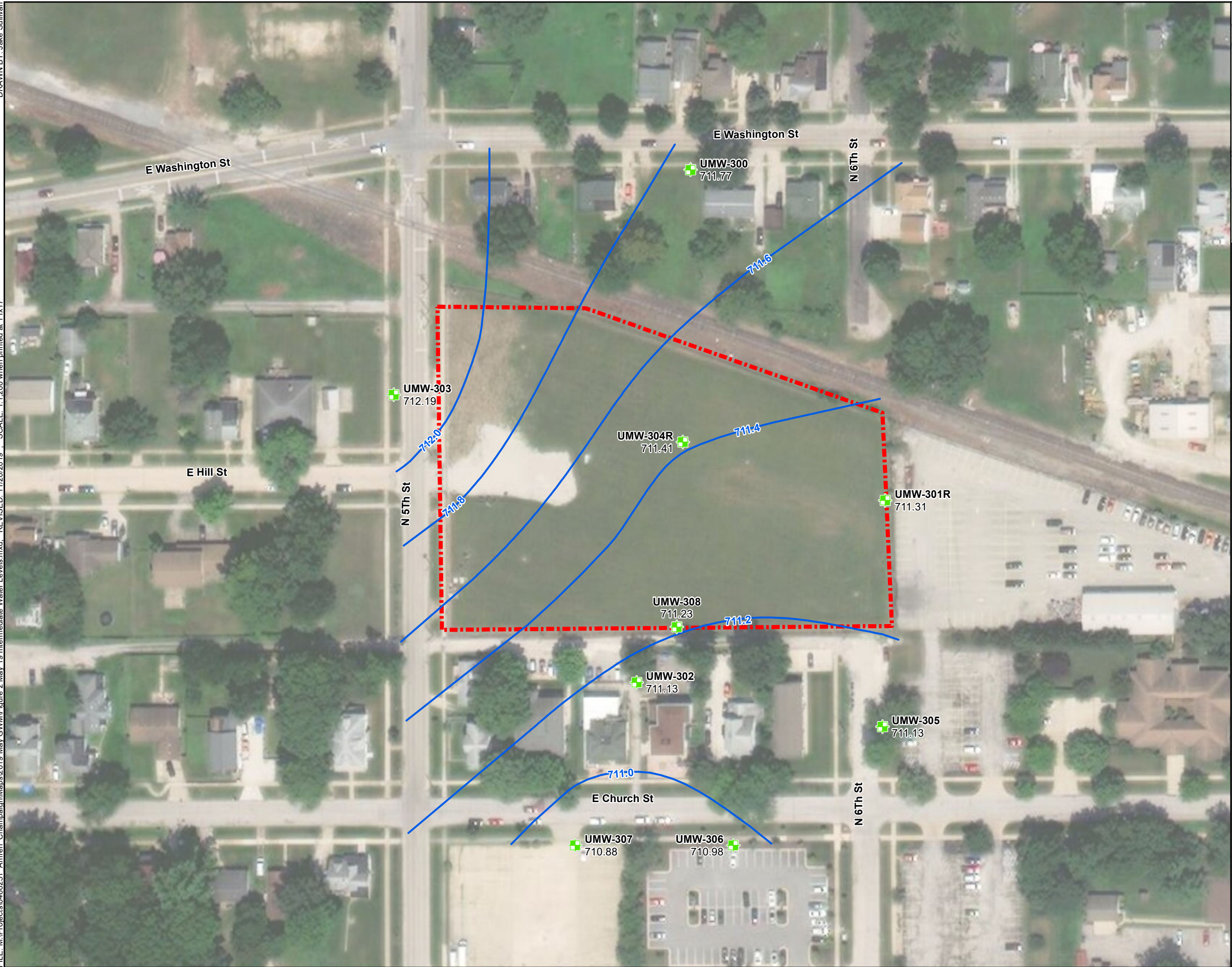


Figure 1
Shallow Groundwater Elevation Contours
May 2019
Ameren Services
Champaign, Illinois



Legend

- + Intermediate Monitoring Well with May 2019 Groundwater Elevation
- May 2019 Potentiometric Surface Contour
- - - Site Boundary

Notes:
All water levels in feet above NGVD29 datum.

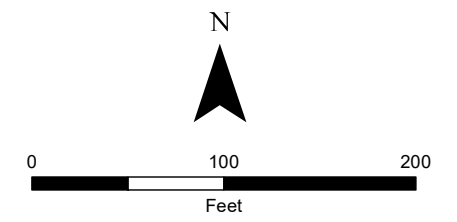
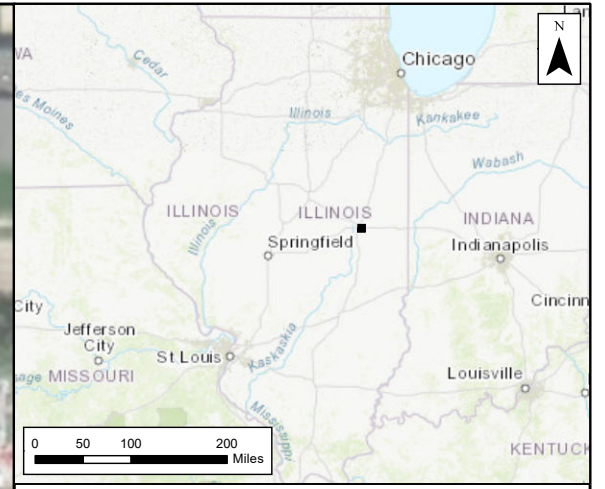


Figure 2
Intermediate Groundwater Elevation Contours
May 2019
Ameren Services
Champaign, Illinois



Legend

- Shallow Monitoring Well with Exceedance
- Intermediate Monitoring Well with Exceedance
- Shallow Monitoring Well with No Exceedances
- Intermediate Monitoring Well with No Exceedances
- Site Boundary

Notes:
 All results in milligrams per liter (mg/L).
 Only results that exceeded the Class I (Intermediate) or Class II (Shallow or Intermediate) Groundwater ROs are listed.

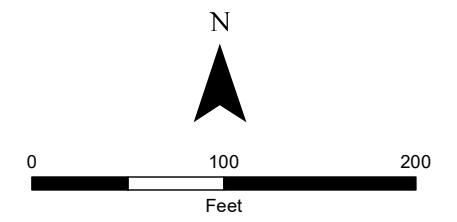


Figure 3
Class I and II Groundwater RO Exceedances
 May 2019
 Ameren Services
 Champaign, Illinois

FIGURE 4A
Benzene and Naphthalene Concentration Trends in Wells Exceeding Groundwater ROs

UMW-107(R)

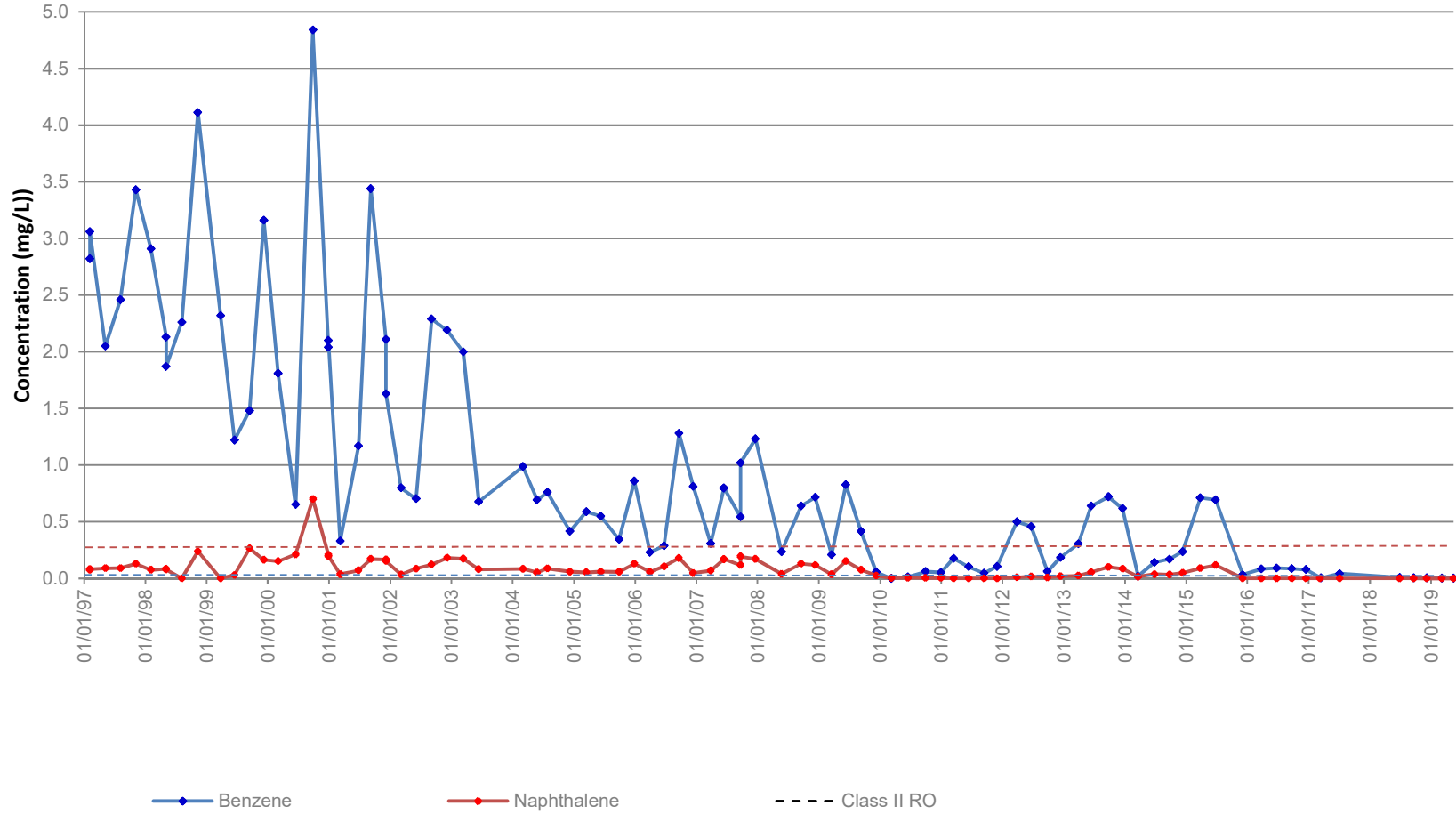


FIGURE 4B
Benzene and Naphthalene Concentration Trends in Wells Exceeding Groundwater ROs

UMW-124

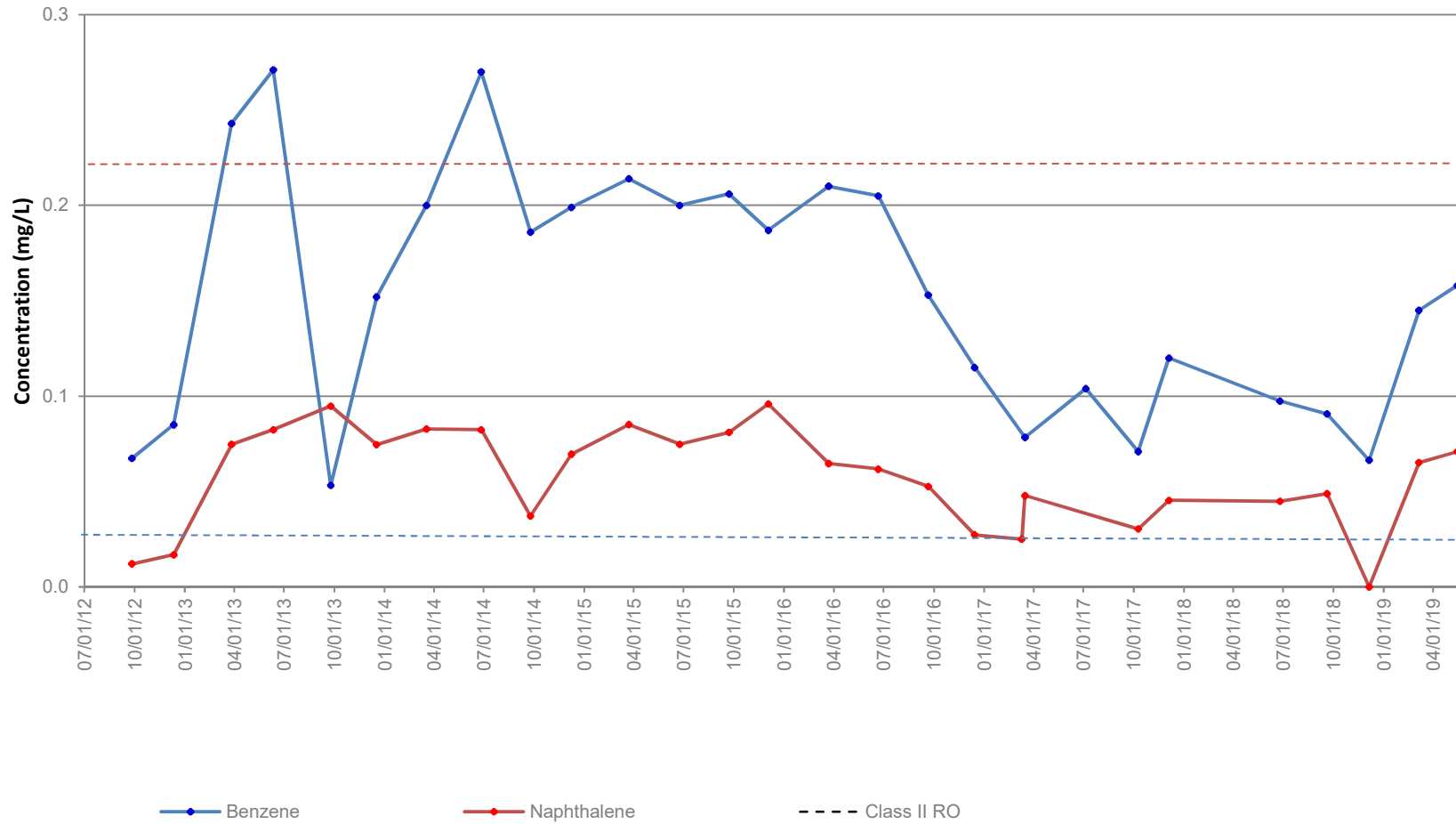


FIGURE 4C
Benzene and Naphthalene Concentration Trends in Wells Exceeding Groundwater ROs

UMW-126

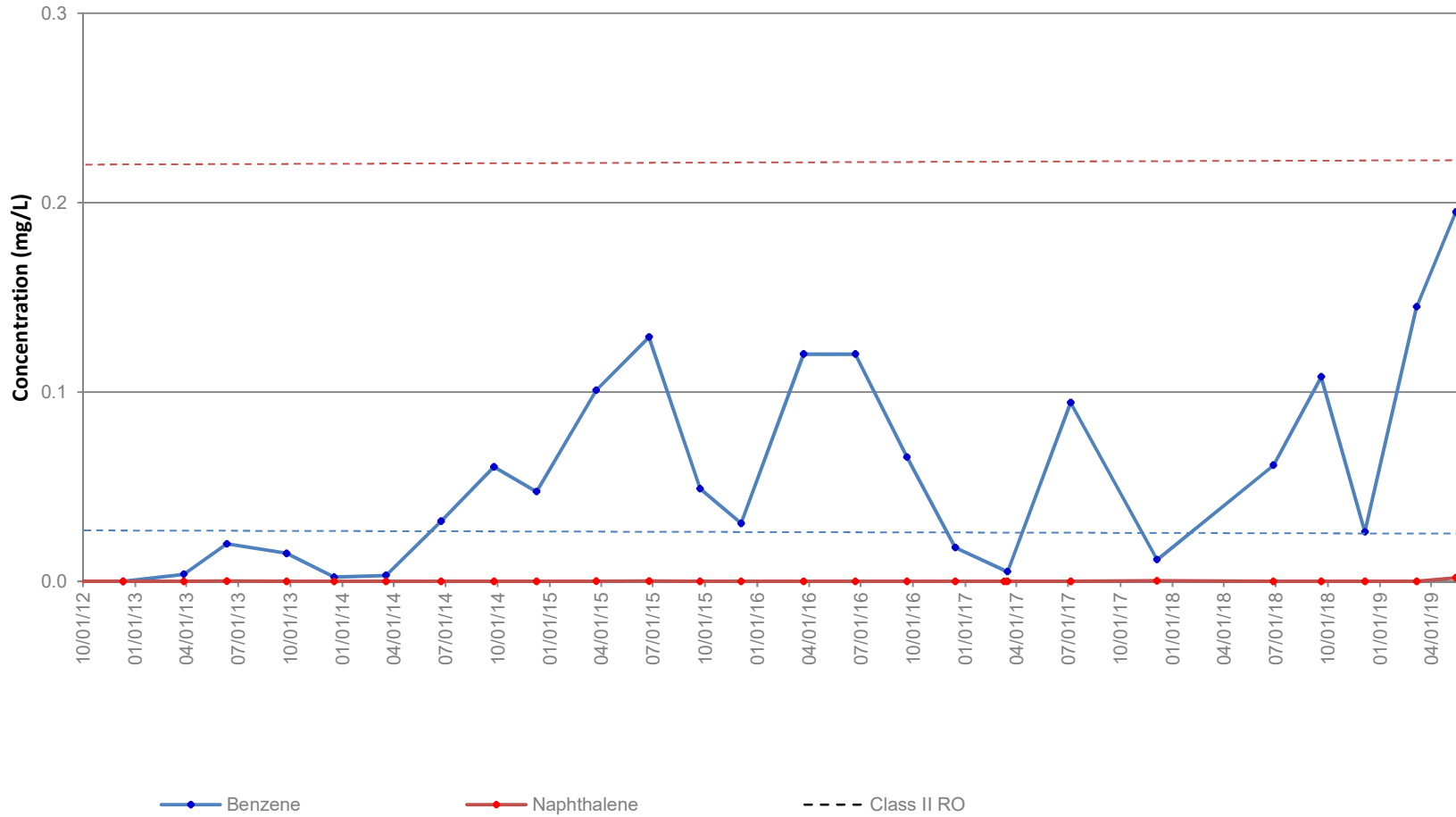
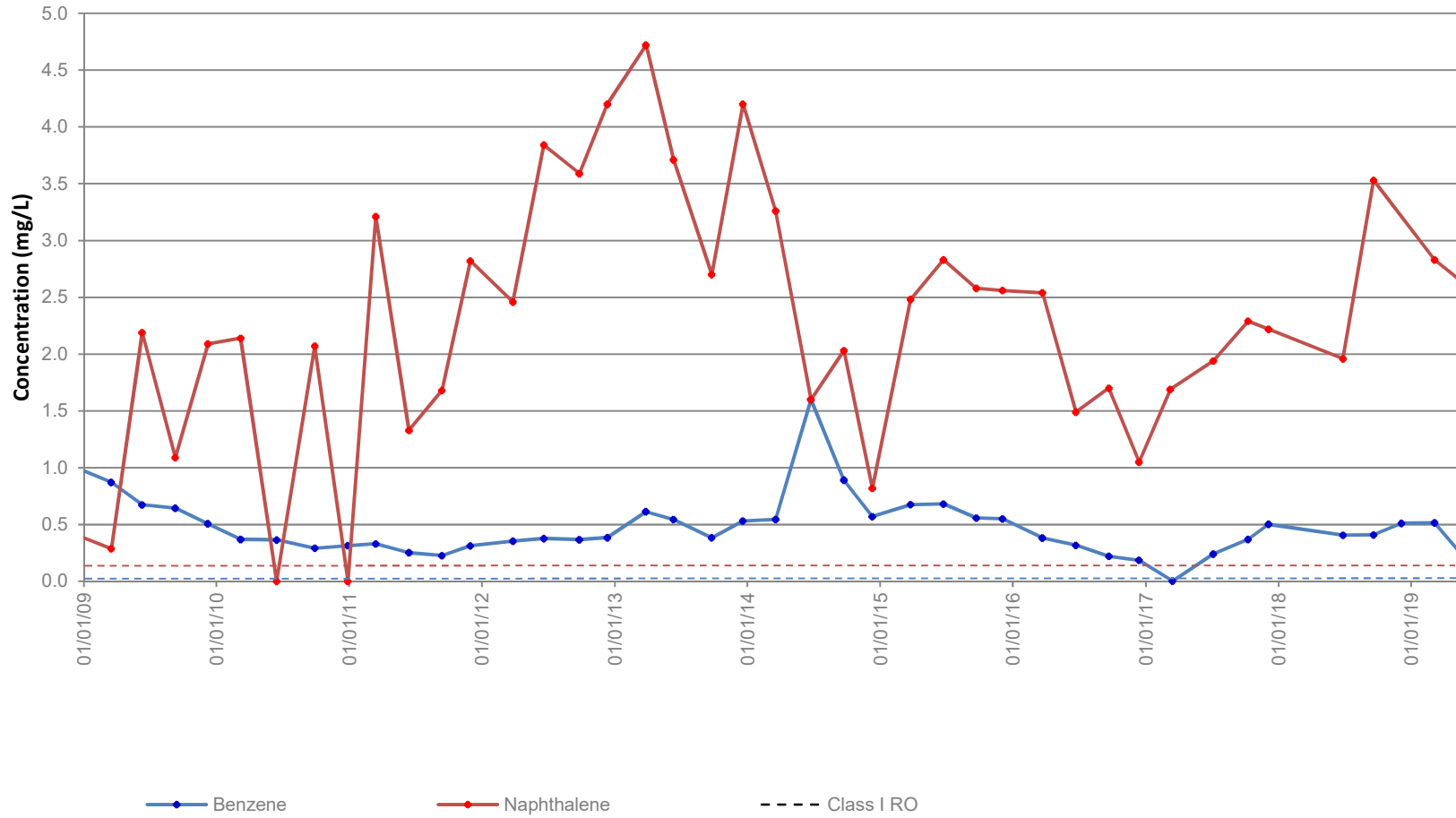


FIGURE 4D
Benzene and Naphthalene Concentration Trends in Wells Exceeding Groundwater ROs

UMW-302



Tables

TABLE 1
Groundwater Elevation Data
May 2019
Ameren - Champaign FMGP Site
Champaign, Illinois

Monitoring Well Number	Total Depth (feet)	Monitored Interval (feet BLS)	Pump Intake Depth (feet BLS)	Elevation (feet NGVD)		May-19			
				Top of Casing (TOC)	Land Surface (LS)	WEL BELOW MVD (feet)	Elevation (feet NGVD)	Purge Vol (Gallons)	Flow Rate (mL/min)
UMW-102	22.00	6.70 - 22.0	20	737.32	737.70	4.76	732.56	3.05	296
UMW-105	19.70	9.50 - 19.70	17.7	737.33	737.70	7.08	730.25	2.00	168
UMW-106R	17.00	7.00 - 17.00	15	737.18	737.43	5.53	731.65	2.00	222
UMW-107R	19.70	9.50 - 19.70	17.7	736.88	737.30	5.30	731.58	2.30	217
UMW-108	15.00	4.80 - 15.00	13	736.86	737.10	4.01	732.85	3.10	195
UMW-109	20.00	10.00 - 20.00	18	735.11	735.50	5.39	729.72	2.30	218
UMW-111A	22.80	9.00 - 22.80	20.3	736.71	737.00	7.38	729.33	2.50	256
UMW-116	20.00	10.00 - 20.00	18	736.23	736.50	4.93	731.30	2.50	189
UMW-117	15.00	5.00 - 15.00	13	737.53	737.81	5.68	731.85	2.00	229
UMW-118	15.00	5.00 - 15.00	13	736.20	736.43	6.28	729.92	1.50	260
UMW-119	15.00	5.00 - 15.00	13	736.80	737.09	3.44	733.36	3.50	442
UMW-120	15.00	5.00 - 15.00	13	737.02	737.53	4.38	732.64	2.50	378
UMW-121	15.00	5.00 - 15.00	13	738.46	738.80	6.75	731.71	1.35	170
UMW-122	19.75	5.00 - 15.00	13	739.15	739.44	7.45	731.70	2.25	189
UMW-123	15.89	5.89 - 15.89	13.9	737.24	737.53	6.30	730.94	2.75	344
UMW-124 *	15.27	4.97 - 15.02	13.3	737.10	737.28	2.75	734.35	2.00	252
UMW-125 *	15.33	5.06 - 15.11	13.1	737.92	738.05	3.57	734.35	1.90	225
UMW-126 *	15.40	5.13 - 15.18	13.4	736.38	736.55	2.00	734.38	3.50	552
UMW-127 *	15.38	5.11 - 15.16	13.4	735.93	736.14	1.38	734.55	4.25	413
UMW-300	45.00	35.00 - 45.00	42	736.57	736.79	24.80	711.77	3.50	401
UMW-301R *	46.65	36.50 - 46.05	44.7	736.11	736.20	24.80	711.31	4.00	409
UMW-302	45.00	35.00 - 45.00	43	738.58	738.88	27.45	711.13	3.00	299
UMW-303	45.00	35.00 - 45.00	43	737.05	737.38	24.86	712.19	3.30	416
UMW-304R *	46.16	36.01 - 45.56	44.2	736.48	736.72	25.07	711.41	4.00	475
UMW-305	45.00	35.00 - 45.00	43	737.51	737.74	26.38	711.13	3.00	454
UMW-306	47.00	37.00 - 47.00	45	736.90	737.18	25.92	710.98	3.50	189
UMW-307	47.00	37.00 - 47.00	45	736.92	737.19	26.04	710.88	3.50	237
UMW-308 *	45.29	35.14 - 44.69	42.7	737.21	737.39	25.98	711.23	3.25	350

Notes:

- * Onsite monitoring well location
- R Replacement monitoring well.
- BLS Below land surface.
- NGVD National Geodetic Vertical Datum

TABLE 2
Summary of Analytical Results
May 2019
Ameren - Champaign FMGP Site
Champaign, Illinois

Location Group				Shallow Wells (Class 2 Groundwater Ingestion)										
Location ID				UMW-102	UMW-105	UMW-106R	UMW-107R	DUP 001	UMW-108	UMW-109	UMW-111A	UMW-116	UMW-117	UMW-118
Sample Date				5/13/2019	5/15/2019	5/14/2019	5/14/2019	5/14/2019	5/14/2019	5/13/2019	5/14/2019	5/14/2019	5/14/2019	
Sample Type				N	N	N	N	FD	N	N	N	N	N	
Analyte	CLASS I GROUNDWATER INGESTION	CLASS II GROUNDWATER INGESTION	INHALATION DIFFUSION & ADVECTION RESIDENTIAL	GW										
pH				6.74	7.04	7.18	7.2		6.74	7.25	7.19	7.11	6.81	6.87
Specific Conductance (µS/cm)				811	1275	995	1898		843	1612	1394	951	545.1	566.4
Temperature (°C)				13.2	12.7	13.2	13.4		13	14.4	14.1	13.2	12.1	13.6
ORP (mV)				95.8	66.7	70.9	-139.9		107.1	-51.1	82.2	117.9	139.4	108.4
Dissolved Oxygen (mg/L)				4.58	1.65	6.95	0.19		2.75	0.89	4.36	0.88	4.35	1.52
01 - BTEX, mg/L														
Benzene	0.005	0.025	0.11	< 0.0005	< 0.0005	< 0.0005	0.0031	0.0033	< 0.0005	< 0.0005	< 0.0005	< 0.0005	< 0.0005	< 0.0005
Ethylbenzene	0.7	1	0.37	< 0.0020	< 0.0020	< 0.0020	< 0.0020	< 0.0020	< 0.0020	< 0.0020	< 0.0020	< 0.0020	< 0.0020	< 0.0020
Toluene	1	2.5	530	< 0.0020	< 0.0020	< 0.0020	< 0.0020	< 0.0020	< 0.0020	< 0.0020	< 0.0020	< 0.0020	< 0.0020	< 0.0020
Xylene, Total	10	10	30	< 0.0040	< 0.0040	< 0.0040	< 0.0040	< 0.0040	< 0.0040	< 0.0040	< 0.0040	< 0.0040	< 0.0040	< 0.0040
02 - PAH, mg/L														
Acenaphthene	0.42	2.1	NS	< 0.000100	< 0.000100	< 0.000100	< 0.000100	< 0.000100	< 0.000100	< 0.000100	< 0.000100	< 0.000100	< 0.000100	< 0.000100
Acenaphthylene	0.21	1.05	NS	< 0.000100	< 0.000100	< 0.000100	< 0.000100	< 0.000100	< 0.000100	< 0.000100	< 0.000100	< 0.000100	< 0.000100	< 0.000100
Anthracene	2.1	10.5	NS	< 0.000100	< 0.000100	< 0.000100	< 0.000100	< 0.000100	< 0.000100	< 0.000100	< 0.000100	< 0.000100	< 0.000100	< 0.000100
Benzo(a)anthracene	0.00013	0.00065	NS	< 0.000100	< 0.000100	< 0.000100	< 0.000100	< 0.000100	< 0.000100	< 0.000100	< 0.000100	< 0.000100	< 0.000100	< 0.000100
Benzo(a)pyrene	0.0002	0.002	NS	< 0.000100	< 0.000100	< 0.000100	< 0.000100	< 0.000100	< 0.000100	< 0.000100	< 0.000100	< 0.000100	< 0.000100	< 0.000100
Benzo(b)fluoranthene	0.00018	0.0009	NS	< 0.000100	< 0.000100	< 0.000100	< 0.000100	< 0.000100	< 0.000100	< 0.000100	< 0.000100	< 0.000100	< 0.000100	< 0.000100
Benzo(g,h,i)perylene	0.21	1.05	NS	< 0.000200	< 0.000200	< 0.000200	< 0.000200	< 0.000200	< 0.000200	< 0.000200	< 0.000200	< 0.000200	< 0.000200	< 0.000200
Benzo(k)fluoranthene	0.00017	0.00085	NS	< 0.000100	< 0.000100	< 0.000100	< 0.000100	< 0.000100	< 0.000100	< 0.000100	< 0.000100	< 0.000100	< 0.000100	< 0.000100
Chrysene	0.0015	0.0075	NS	< 0.000100	< 0.000100	< 0.000100	< 0.000100	< 0.000100	< 0.000100	< 0.000100	< 0.000100	< 0.000100	< 0.000100	< 0.000100
Dibenzo(a,h)anthracene	0.0003	0.0015	NS	< 0.000100	< 0.000100	< 0.000100	< 0.000100	< 0.000100	< 0.000100	< 0.000100	< 0.000100	< 0.000100	< 0.000100	< 0.000100
Fluoranthene	0.28	1.4	NS	< 0.000200	< 0.000200	< 0.000200	< 0.000200	< 0.000200	< 0.000200	< 0.000200	< 0.000200	< 0.000200	< 0.000200	< 0.000200
Fluorene	0.28	1.4	NS	< 0.000100	< 0.000100	< 0.000100	< 0.000100	< 0.000100	< 0.000100	< 0.000100	< 0.000100	< 0.000100	< 0.000100	< 0.000100
Indeno(1,2,3-cd)pyrene	0.00043	0.00215	NS	< 0.000100	< 0.000100	< 0.000100	< 0.000100	< 0.000100	< 0.000100	< 0.000100	< 0.000100	< 0.000100	< 0.000100	< 0.000100
Naphthalene	0.14	0.22	0.075	< 0.000200	< 0.000200	< 0.000200	< 0.000200	< 0.000200	< 0.000200	< 0.000200	< 0.000200	< 0.000200	< 0.000200	< 0.000200
Phenanthrene	0.21	1.05	NS	< 0.000400	< 0.000400	< 0.000400	< 0.000400	< 0.000400	< 0.000400	< 0.000400	< 0.000400	< 0.000400	< 0.000400	< 0.000400
Pyrene	0.21	1.05	NS	< 0.000200	< 0.000200	< 0.000200	< 0.000200	< 0.000200	< 0.000200	< 0.000200	< 0.000200	< 0.000200	< 0.000200	< 0.000200
03 - General Chemistry, mg/L														
Cyanide CN-	0.2	0.6	NS	< 0.005	0.044	0.007	0.406	0.370	0.021	0.017	< 0.005	< 0.005	< 0.005	0.028
04 - Metals, mg/L														
Arsenic	0.05	0.2	NS	< 0.0250	< 0.0250	< 0.0250	< 0.0250	< 0.0250	< 0.0250	< 0.0250	< 0.0250	< 0.0250	< 0.0250	< 0.0250
Barium	2	2	NS	0.0676	0.502	0.0648	0.145	0.142	0.127	0.0937	0.0461	0.0755	0.124	0.0969
Cadmium	0.005	0.05	NS	< 0.0020	< 0.0020	< 0.0020	< 0.0020	< 0.0020	< 0.0020	< 0.0020	< 0.0020	< 0.0020	< 0.0020	< 0.0020
Chromium	0.1	1	NS	< 0.0050	< 0.0050	< 0.0050	< 0.0050	< 0.0050	< 0.0050	0.0377	< 0.0050	0.475	< 0.0050	< 0.0050
Lead	0.0075	0.1	NS	< 0.0075	< 0.0075	< 0.0075	< 0.0075	< 0.0075	< 0.0075	< 0.0075	< 0.0075	< 0.0075	< 0.0075	< 0.0075
Mercury	0.002	0.01	0.053	< 0.00020	< 0.00020	< 0.00020	< 0.00020	< 0.00020	< 0.00020	< 0.00020	< 0.00020	< 0.00020	< 0.00020	< 0.00020
Selenium	0.05	0.05	NS	< 0.0400	< 0.0400	< 0.0400	< 0.0400	< 0.0400	< 0.0400	< 0.0400	< 0.0400	< 0.0400	< 0.0400	< 0.0400
Silver	0.05	NS	NS	< 0.0070	< 0.0070	< 0.0070	< 0.0070	< 0.0070	< 0.0070	< 0.0070	< 0.0070	< 0.0070	< 0.0070	< 0.0070

Notes:
Blue highlight = Exceeds RO for Class I Groundwater Ingestion
Green highlight = Exceeds RO for Class II Groundwater Ingestion
Bold = Exceeds RO for Groundwater Inhalation - Diffusion and Advection for Residential
< = Compound not detected at concentrations above the laboratory reporting limit.
The laboratory reporting limit is shown.
Empty cells = not analyzed
N = Normal Environmental Sample
FD = Field Duplicate Sample
EB = Equipment Blank Sample
TB = Trip Blank Sample
NS = No Standard
mg/L = milligrams per liter
Qualifiers - Inorganic:
B = Reported value is < CRDL, but >= IDL.
BU = Compound was found in the blank and sample; analyte was analyzed but not detected.
Interpreted Qualifiers:
U = Nondetected
UJ = Nondetected, estimated report limit
J = Detected Results are estimated with a low bias
All analyses performed by TekLab.
CLASS I GROUNDWATER INGESTION = IEPA TACO Tier 1 CLASS I GROUNDWATER INGESTION.
CLASS II GROUNDWATER INGESTION = IEPA TACO Tier 1 CLASS II GROUNDWATER INGESTION.
GW INHALATION DIFFUSION & ADVECTION RESIDENTIAL = IEPA TACO Tier 1 GW INHALATION DIFFUSION & ADVECTION RESIDENTIAL.
Non-TACO Class I and Class II Groundwater Objectives applied for Acenaphthylene, Benzo(g,h,i)perylene, and Phenanthrene. (Revision Date 3/31/2016)

TABLE 2
Summary of Analytical Results
May 2019
Ameren - Champaign FMGP Site
Champaign, Illinois

Location Group				Shallow Wells (Class 2 Groundwater Ingestion)									
Location ID				UMW-119	UMW-120	UMW-121	UMW-122	UMW-123	UMW-124	DUP 002	UMW-125	UMW-126	UMW-127
Sample Date				5/13/2019	5/13/2019	5/15/2019	5/14/2019	5/14/2019	5/15/2019	5/15/2019	5/15/2019	5/14/2019	5/14/2019
Sample Type				N	N	N	N	N	N	FD	N	N	N
GW													
Analyte	CLASS I GROUNDWATER INGESTION	CLASS II GROUNDWATER INGESTION	INHALATION DIFFUSION &										
pH				6.95	7.02	6.84	7.03	7.32	11.07		9.21	9.21	12.44
Specific Conductance (µS/cm)				622	429.5	903	1327	623.1	1287		2272	1712	2514
Temperature (°C)				11	12.2	12.6	11.8	12.8	12		12.7	11.9	11.5
ORP (mV)				101.9	90.9	101.4	191.8	53.1	-312.1		21.1	-314.2	-292.6
Dissolved Oxygen (mg/L)				0.49	7.28	3.97	4.31	4.05	0.11		1.12	0.16	0.17
01 - BTEX, mg/L													
Benzene	0.005	0.025	0.11	< 0.0005	< 0.0005	< 0.0005	< 0.0005	< 0.0005	0.158	0.166	0.0040	0.195	0.0021
Ethylbenzene	0.7	1	0.37	< 0.0020	< 0.0020	< 0.0020	< 0.0020	< 0.0020	0.0161	0.0177	< 0.0020	0.0038	< 0.0020
Toluene	1	2.5	530	< 0.0020	< 0.0020	< 0.0020	< 0.0020	< 0.0020	0.103	0.103	< 0.0020	0.0337	< 0.0020
Xylene, Total	10	10	30	< 0.0040	< 0.0040	< 0.0040	< 0.0040	< 0.0040	0.0450	0.0480	< 0.0040	0.0068	< 0.0040
02 - PAH, mg/L													
Acenaphthene	0.42	2.1	NS	< 0.000100	< 0.000100	< 0.000100	< 0.000100	< 0.000100	0.000667	0.000642	< 0.000100	< 0.000100	0.000202
Acenaphthylene	0.21	1.05	NS	< 0.000100	< 0.000100	< 0.000100	< 0.000100	< 0.000100	0.000405	0.000386	< 0.000100	< 0.000100	< 0.000100
Anthracene	2.1	10.5	NS	< 0.000100	< 0.000100	< 0.000100	< 0.000100	< 0.000100	< 0.000100	< 0.000172	< 0.000100	< 0.000100	< 0.000100
Benzo(a)anthracene	0.00013	0.00065	NS	< 0.000100	< 0.000100	< 0.000100	< 0.000100	< 0.000100	< 0.000100	< 0.000172	< 0.000100	< 0.000100	< 0.000100
Benzo(a)pyrene	0.0002	0.002	NS	< 0.000100	< 0.000100	< 0.000100	< 0.000100	< 0.000100	< 0.000100	< 0.000172	< 0.000100	< 0.000100	< 0.000100
Benzo(b)fluoranthene	0.00018	0.0009	NS	< 0.000100	< 0.000100	< 0.000100	< 0.000100	< 0.000100	< 0.000100	< 0.000172	< 0.000100	< 0.000100	< 0.000100
Benzo(g,h,i)perylene	0.21	1.05	NS	< 0.000200	< 0.000200	< 0.000200	< 0.000200	< 0.000200	< 0.000200	< 0.000345	< 0.000200	< 0.000200	< 0.000200
Benzo(k)fluoranthene	0.00017	0.00085	NS	< 0.000100	< 0.000100	< 0.000100	< 0.000100	< 0.000100	< 0.000100	< 0.000172	< 0.000100	< 0.000100	< 0.000100
Chrysene	0.0015	0.0075	NS	< 0.000100	< 0.000100	< 0.000100	< 0.000100	< 0.000100	< 0.000100	< 0.000172	< 0.000100	< 0.000100	< 0.000100
Dibenzo(a,h)anthracene	0.0003	0.0015	NS	< 0.000100	< 0.000100	< 0.000100	< 0.000100	< 0.000100	< 0.000100	< 0.000172	< 0.000100	< 0.000100	< 0.000100
Fluoranthene	0.28	1.4	NS	< 0.000200	< 0.000200	< 0.000200	< 0.000200	< 0.000200	< 0.000200	< 0.000345	< 0.000200	< 0.000200	< 0.000200
Fluorene	0.28	1.4	NS	< 0.000100	< 0.000100	< 0.000100	< 0.000100	< 0.000100	0.000202	0.000253	< 0.000100	< 0.000100	0.000134
Indeno(1,2,3-cd)pyrene	0.00043	0.00215	NS	< 0.000100	< 0.000100	< 0.000100	< 0.000100	< 0.000100	< 0.000100	< 0.000172	< 0.000100	< 0.000100	< 0.000100
Naphthalene	0.14	0.22	0.075	< 0.000200	< 0.000200	< 0.000200	< 0.000200	< 0.000200	0.0709	0.0666	0.000338	0.00195	0.00138
Phenanthrene	0.21	1.05	NS	< 0.000400	< 0.000400	< 0.000400	< 0.000400	< 0.000400	< 0.000400	< 0.000690	< 0.000400	< 0.000400	< 0.000400
Pyrene	0.21	1.05	NS	< 0.000200	< 0.000200	< 0.000200	< 0.000200	< 0.000200	< 0.000200	< 0.000345	< 0.000200	< 0.000200	< 0.000200
03 - General Chemistry, mg/L													
Cyanide CN-	0.2	0.6	NS	0.027	< 0.005	0.098	0.013	< 0.005	0.006	0.007	0.033	< 0.005	< 0.005
04 - Metals, mg/L													
Arsenic	0.05	0.2	NS	< 0.0250	< 0.0250	< 0.0250	< 0.0250	< 0.0250	< 0.0250	< 0.0250	< 0.0250	< 0.0250	< 0.0250
Barium	2	2	NS	0.0882	0.0575	0.102	0.0321	0.0171	0.0251	0.0251	0.0121	0.0219	0.156
Cadmium	0.005	0.05	NS	< 0.0020	< 0.0020	< 0.0020	< 0.0020	< 0.0020	< 0.0020	< 0.0020	< 0.0020	< 0.0020	< 0.0020
Chromium	0.1	1	NS	< 0.0050	< 0.0050	< 0.0050	< 0.0050	< 0.0050	< 0.0050	< 0.0050	< 0.0050	< 0.0050	< 0.0050
Lead	0.0075	0.1	NS	< 0.0075	< 0.0075	< 0.0075	< 0.0075	< 0.0075	< 0.0075	< 0.0075	< 0.0075	< 0.0075	< 0.0075
Mercury	0.002	0.01	0.053	< 0.00020	< 0.00020	< 0.00020	< 0.00020	< 0.00020	< 0.00020	< 0.00020	< 0.00020	< 0.00020	< 0.00020
Selenium	0.05	0.05	NS	< 0.0400	< 0.0400	< 0.0400	< 0.0400	< 0.0400	< 0.0400	< 0.0400	< 0.0400	< 0.0400	< 0.0400
Silver	0.05	NS	NS	< 0.0070	< 0.0070	< 0.0070	< 0.0070	< 0.0070	< 0.0070	< 0.0070	< 0.0070	< 0.0070	< 0.0070

Notes:
Blue highlight = Exceeds RO for Class I Groundwater Ingestion
Green highlight = Exceeds RO for Class II Groundwater Ingestion
bold = Exceeds RO for Groundwater Inhalation - Diffusion and Advection for Residential
< = Compound not detected at concentrations above the laboratory reporting limit.
The laboratory reporting limit is shown.
Empty cells = not analyzed
N = Normal Environmental Sample
FD = Field Duplicate Sample
EB = Equipment Blank Sample
TB = Trip Blank Sample
NS = No Standard
mg/L = milligrams per liter
Qualifiers - Inorganic:
B = Reported value is < CRDL, but >= IDL.
BU = Compound was found in the blank and sample; analyte was analyzed but not detected.
Interpreted Qualifiers:
U = Nondetected
UJ = Nondetected, estimated report limit
J = Detected Results are estimated with a low bias
All analyses performed by TekLab.
CLASS I GROUNDWATER INGESTION = IEPA TACO Tier 1 CLASS I GROUNDWATER INGESTION.
CLASS II GROUNDWATER INGESTION = IEPA TACO Tier 1 CLASS II GROUNDWATER INGESTION.
GW INHALATION DIFFUSION & ADVECTION RESIDENTIAL = IEPA TACO Tier 1 GW INHALATION DIFFUSION & ADVECTION RESIDENTIAL.
Non-TACO Class I and Class II Groundwater Objectives applied for Acenaphthylene, Benzo(g,h,i)perylene, and Phenanthrene. (Revision Date 3/31/2016)

TABLE 2
Summary of Analytical Results
May 2019
Ameren - Champaign FMGP Site
Champaign, Illinois

Location Group				Intermediate Wells (Class 1 Groundwater Ingestion)									
Location ID				UMW-300	UMW-301R	UMW-302	DUP 003	UMW-303	UMW-304R	UMW-305	UMW-306	UMW-307	UMW-308
Sample Date				5/13/2019	5/15/2019	5/15/2019	5/15/2019	5/15/2019	5/15/2019	5/14/2019	5/14/2019	5/14/2019	5/15/2019
Sample Type				N	N	N	FD	N	N	N	N	N	N
GW													
Analyte	CLASS I GROUNDWATER INGESTION	CLASS II GROUNDWATER INGESTION	INHALATION DIFFUSION &										
pH				7.17	7.26	7.35		7.23	7.29	7.29	7.37	7.39	7.37
Specific Conductance (µS/cm)				1207	847	1109		934	970	877	940	1051	993
Temperature (°C)				15.2	14.8	14.5		14.7	14.7	14.9	15.6	15.3	14.5
ORP (mV)				-28.5	-93.3	-142.6		-83.5	-96.2	-117.1	-122.1	-126.9	-86.4
Dissolved Oxygen (mg/L)				0.84	0.2	0.28		0.2	0.24	0.14	0.32	0.21	1.36
01 - BTEX, mg/L													
Benzene	0.005	0.025	0.11	< 0.0005	< 0.0005	0.255	0.288	< 0.0005	< 0.0005	< 0.0005	< 0.0005	< 0.0005	< 0.0005
Ethylbenzene	0.7	1	0.37	< 0.0020	< 0.0020	0.638	0.751	< 0.0020	< 0.0020	< 0.0020	< 0.0020	< 0.0020	< 0.0020
Toluene	1	2.5	530	< 0.0020	< 0.0020	< 0.0400	0.0094	< 0.0020	< 0.0020	< 0.0020	< 0.0020	< 0.0020	< 0.0020
Xylene, Total	10	10	30	< 0.0040	< 0.0040	0.167	0.228	< 0.0040	< 0.0040	< 0.0040	< 0.0040	< 0.0040	< 0.0040
02 - PAH, mg/L													
Acenaphthene	0.42	2.1	NS	< 0.000100	0.00317	0.000449	< 0.000100	< 0.000100	0.000348	0.000283	< 0.000100	< 0.000100	< 0.000100
Acenaphthylene	0.21	1.05	NS	< 0.000100	0.00328	0.000548	< 0.000100	< 0.000100	0.000778	0.000283	< 0.000100	< 0.000100	< 0.000100
Anthracene	2.1	10.5	NS	< 0.000100	< 0.000100	< 0.000100	< 0.000100	< 0.000100	< 0.000100	< 0.000100	< 0.000100	< 0.000100	< 0.000100
Benzo(a)anthracene	0.00013	0.00065	NS	< 0.000100	< 0.000100	< 0.000100	< 0.000100	< 0.000100	< 0.000100	< 0.000100	< 0.000100	< 0.000100	< 0.000100
Benzo(a)pyrene	0.0002	0.002	NS	< 0.000100	< 0.000100	< 0.000100	< 0.000100	< 0.000100	< 0.000100	< 0.000100	< 0.000100	< 0.000100	< 0.000100
Benzo(b)fluoranthene	0.00018	0.0009	NS	< 0.000100	< 0.000100	< 0.000100	< 0.000100	< 0.000100	< 0.000100	< 0.000100	< 0.000100	< 0.000100	< 0.000100
Benzo(g,h,i)perylene	0.21	1.05	NS	< 0.000200	< 0.000200	< 0.000200	< 0.000200	< 0.000200	< 0.000200	< 0.000200	< 0.000200	< 0.000200	< 0.000200
Benzo(k)fluoranthene	0.00017	0.00085	NS	< 0.000100	< 0.000100	< 0.000100	< 0.000100	< 0.000100	< 0.000100	< 0.000100	< 0.000100	< 0.000100	< 0.000100
Chrysene	0.0015	0.0075	NS	< 0.000100	< 0.000100	< 0.000100	< 0.000100	< 0.000100	< 0.000100	< 0.000100	< 0.000100	< 0.000100	< 0.000100
Dibenzo(a,h)anthracene	0.0003	0.0015	NS	< 0.000100	< 0.000100	< 0.000100	< 0.000100	< 0.000100	< 0.000100	< 0.000100	< 0.000100	< 0.000100	< 0.000100
Fluoranthene	0.28	1.4	NS	< 0.000200	< 0.000200	< 0.000200	< 0.000200	< 0.000200	< 0.000200	< 0.000200	< 0.000200	< 0.000200	< 0.000200
Fluorene	0.28	1.4	NS	< 0.000100	0.000166	< 0.000100	< 0.000100	< 0.000100	< 0.000100	0.000113	< 0.000100	< 0.000100	< 0.000100
Indeno(1,2,3-cd)pyrene	0.00043	0.00215	NS	< 0.000100	< 0.000100	< 0.000100	< 0.000100	< 0.000100	< 0.000100	< 0.000100	< 0.000100	< 0.000100	< 0.000100
Naphthalene	0.14	0.22	0.075	< 0.000200	< 0.000200	2.65	0.00102	0.00238	0.000472	0.910	0.000352	< 0.000200	< 0.000200
Phenanthrene	0.21	1.05	NS	< 0.000400	< 0.000400	< 0.000400	< 0.000400	< 0.000400	< 0.000400	< 0.000400	< 0.000400	< 0.000400	< 0.000400
Pyrene	0.21	1.05	NS	< 0.000200	< 0.000200	< 0.000200	< 0.000200	< 0.000200	< 0.000200	< 0.000200	< 0.000200	< 0.000200	< 0.000200
03 - General Chemistry, mg/L													
Cyanide CN-	0.2	0.6	NS	< 0.005	< 0.005	0.125	0.130	< 0.005	< 0.005	0.011	0.014	0.046	0.022
04 - Metals, mg/L													
Arsenic	0.05	0.2	NS	< 0.0250	< 0.0250	< 0.0250	< 0.0250	< 0.0250	< 0.0250	< 0.0250	< 0.0250	< 0.0250	< 0.0250
Barium	2	2	NS	0.102	0.0745	0.0576	0.0597	0.0385	0.0827	0.0941	0.110	0.110	0.109
Cadmium	0.005	0.05	NS	< 0.0020	< 0.0020	< 0.0020	< 0.0020	< 0.0020	< 0.0020	< 0.0020	< 0.0020	< 0.0020	< 0.0020
Chromium	0.1	1	NS	< 0.0050	< 0.0050	< 0.0050	< 0.0050	< 0.0050	< 0.0050	< 0.0050	< 0.0050	< 0.0050	< 0.0050
Lead	0.0075	0.1	NS	< 0.0075	< 0.0075	< 0.0075	< 0.0075	< 0.0075	< 0.0075	< 0.0075	< 0.0075	< 0.0075	< 0.0075
Mercury	0.002	0.01	0.053	< 0.00020	< 0.00020	< 0.00020	< 0.00020	< 0.00020	< 0.00020	< 0.00020	< 0.00020	< 0.00020	< 0.00020
Selenium	0.05	0.05	NS	< 0.0400	< 0.0400	< 0.0400	< 0.0400	< 0.0400	< 0.0400	< 0.0400	< 0.0400	< 0.0400	< 0.0400
Silver	0.05	NS	NS	< 0.0070	< 0.0070	< 0.0070	< 0.0070	< 0.0070	< 0.0070	< 0.0070	< 0.0070	< 0.0070	< 0.0070

Notes:
Blue highlight = Exceeds RO for Class I Groundwater Ingestion
Green highlight = Exceeds RO for Class II Groundwater Ingestion
Bold = Exceeds RO for Groundwater Inhalation - Diffusion and Advection for Residential
< = Compound not detected at concentrations above the laboratory reporting limit.
The laboratory reporting limit is shown.
Empty cells = not analyzed
N = Normal Environmental Sample
FD = Field Duplicate Sample
EB = Equipment Blank Sample
TB = Trip Blank Sample
NS = No Standard
mg/L = milligrams per liter
Qualifiers - Inorganic:
B = Reported value is < CRDL, but >= IDL.
BU = Compound was found in the blank and sample; analyte was analyzed but not detected.
Interpreted Qualifiers:
U = Nondetected
UJ = Nondetected, estimated report limit
J = Detected Results are estimated with a low bias
All analyses performed by TekLab.
CLASS I GROUNDWATER INGESTION = IEPA TACO Tier 1 CLASS I GROUNDWATER INGESTION.
CLASS II GROUNDWATER INGESTION = IEPA TACO Tier 1 CLASS II GROUNDWATER INGESTION.
GW INHALATION DIFFUSION & ADVECTION RESIDENTIAL = IEPA TACO Tier 1 GW INHALATION DIFFUSION & ADVECTION RESIDENTIAL.
Non-TACO Class I and Class II Groundwater Objectives applied for Acenaphthylene, Benzo(g,h,i)perylene, and Phenanthrene. (Revision Date 3/31/2016)

TABLE 2
Summary of Analytical Results
May 2019
Ameren - Champaign FMGP Site
Champaign, Illinois

Location Group				03 - Field Quality Control	
Location ID				Equipment Blank	Trip Blank
Sample Date				5/15/2019	5/16/2019
Sample Type				EB	TB
Analyte	CLASS I GROUNDWATER INGESTION	CLASS II GROUNDWATER INGESTION	INHALATION DIFFUSION & GW		
pH					
Specific Conductance (µS/cm)					
Temperature (°C)					
ORP (mV)					
Dissolved Oxygen (mg/L)					
01 - BTEX, mg/L					
Benzene	0.005	0.025	0.11	< 0.0005	< 0.0005
Ethylbenzene	0.7	1	0.37	< 0.0020	< 0.0020
Toluene	1	2.5	530	< 0.0020	< 0.0020
Xylene, Total	10	10	30	< 0.0040	< 0.0040
02 - PAH, mg/L					
Acenaphthene	0.42	2.1	NS	< 0.000100	
Acenaphthylene	0.21	1.05	NS	< 0.000100	
Anthracene	2.1	10.5	NS	< 0.000100	
Benzo(a)anthracene	0.00013	0.00065	NS	< 0.000100	
Benzo(a)pyrene	0.0002	0.002	NS	< 0.000100	
Benzo(b)fluoranthene	0.00018	0.0009	NS	< 0.000100	
Benzo(g,h,i)perylene	0.21	1.05	NS	< 0.000200	
Benzo(k)fluoranthene	0.00017	0.00085	NS	< 0.000100	
Chrysene	0.0015	0.0075	NS	< 0.000100	
Dibenzo(a,h)anthracene	0.0003	0.0015	NS	< 0.000100	
Fluoranthene	0.28	1.4	NS	< 0.000200	
Fluorene	0.28	1.4	NS	< 0.000100	
Indeno(1,2,3-cd)pyrene	0.00043	0.00215	NS	< 0.000100	
Naphthalene	0.14	0.22	0.075	0.00163	
Phenanthrene	0.21	1.05	NS	< 0.000400	
Pyrene	0.21	1.05	NS	< 0.000200	
03 - General Chemistry, mg/L					
Cyanide CN-	0.2	0.6	NS	< 0.005	
04 - Metals, mg/L					
Arsenic	0.05	0.2	NS	< 0.025	
Barium	2	2	NS	< 0.0025	
Cadmium	0.005	0.05	NS	< 0.0020	
Chromium	0.1	1	NS	< 0.0050	
Lead	0.0075	0.1	NS	< 0.0075	
Mercury	0.002	0.01	0.053	< 0.00020	
Selenium	0.05	0.05	NS	< 0.0400	
Silver	0.05	NS	NS	< 0.0070	

Notes:
Blue highlight = Exceeds RO for Class I Groundwater Ingestion
Green highlight = Exceeds RO for Class II Groundwater Ingestion
Bold = Exceeds RO for Groundwater Inhalation - Diffusion and Advection for Residential
< = Compound not detected at concentrations above the laboratory reporting limit.
The laboratory reporting limit is shown.
Empty cells = not analyzed
N = Normal Environmental Sample
FD = Field Duplicate Sample
EB = Equipment Blank Sample
TB = Trip Blank Sample
NS = No Standard
mg/L = milligrams per liter
Qualifiers - Inorganic:
B = Reported value is < CRDL, but >= IDL.
BU = Compound was found in the blank and sample; analyte was analyzed but not detected.
Interpreted Qualifiers:
U = Nondetected
UJ = Nondetected, estimated report limit
J = Detected Results are estimated with a low bias
All analyses performed by TekLab.
CLASS I GROUNDWATER INGESTION = IEPA TACO Tier 1 CLASS I GROUNDWATER INGESTION.
CLASS II GROUNDWATER INGESTION = IEPA TACO Tier 1 CLASS II GROUNDWATER INGESTION.
GW INHALATION DIFFUSION & ADVECTION RESIDENTIAL = IEPA TACO Tier 1 GW INHALATION DIFFUSION & ADVECTION RESIDENTIAL.
Non-TACO Class I and Class II Groundwater Objectives applied for Acenaphthylene, Benzo(g,h,i)perylene, and Phenanthrene. (Revision Date 3/31/2016)

TABLE 3
Analytical Results by Parameter
July 2017 to May 2019
Ameren - Champaign FMGP Site
Champaign, Illinois

Notes:
 Exceeds RO for Class I Groundwater Ingestion
 Exceeds RO for Class II Groundwater Ingestion
Bold Exceeds RO for Groundwater Inhalation - Diffusion and Advection for Residential

Well ID	Date Sampled	Benzene (mg/L)	Ethylbenzene (mg/L)	Toluene (mg/L)	Xylene, total (mg/L)	Acenaphthene (mg/L)	Acenaphthylene (mg/L)	Anthracene (mg/L)	Benzo(a) anthracene (mg/L)	Benzo(a) pyrene (mg/L)	Benzo(b) fluoranthene (mg/L)	Benzo(g,h,i) perylene (mg/L)
UMW-102	7/5/2017	< 0.002	< 0.0005	< 0.0005	< 0.005	<0.0001	<0.0001	<0.0001	<0.0001	<0.0001	<0.0001	<0.0001
	10/10/2017	< 0.002	< 0.0005	< 0.0005	< 0.005	<0.0001	<0.0001	<0.0001	<0.0001	<0.0001	<0.0001	<0.0001
	12/4/2017	< 0.002	< 0.0005	< 0.0005	< 0.005	<0.0001	<0.0001	<0.0001	<0.0001	<0.0001	<0.0001	<0.0001
	6/26/2018	<0.0005	< 0.002	< 0.002	< 0.002	<0.0001	<0.0001	<0.0001	<0.0001	<0.0001	<0.0001	<0.0001
	9/17/2018	<0.0005	< 0.002	< 0.002	< 0.002	<0.0001	<0.0001	<0.0001	<0.0001	<0.0001	<0.0001	<0.0001
	12/3/2018	<0.0005	< 0.002	< 0.002	< 0.002	<0.0001	<0.0001 UJ	<0.0001 BU	<0.0001	<0.0001	<0.0001	<0.0001
	3/4/2019	<0.0005	< 0.002	< 0.002	< 0.002	<0.0001	<0.0001	<0.0001	<0.0001	<0.0001	<0.0001	<0.0001
	5/13/2019	<0.0005	< 0.002	< 0.002	< 0.004	<0.0001	<0.0001	<0.0001	<0.0001	<0.0001	<0.0001	<0.0001
UMW-105	7/6/2017	< 0.002	<0.005	<0.005	< 0.005	<0.0001	<0.0001	<0.0001	<0.0001	<0.0001	<0.0001	<0.0001
	10/12/2017	< 0.002	<0.005	<0.005	< 0.005	<0.0001	<0.0001	<0.0001	<0.0001	<0.0001	<0.0001	<0.0001
	12/7/2017	< 0.002	<0.005	<0.005	< 0.005	<0.0001	<0.0001	<0.0001	<0.0001	<0.0001	<0.0001	<0.0001
	6/27/2018	<0.0005	0.004	< 0.002	< 0.002	<0.0001	<0.0001	<0.0001	<0.0001	<0.0001	<0.0001	<0.0001
	9/19/2018	<0.0005	< 0.002	< 0.002	< 0.002	<0.0001	<0.0001	<0.0001	<0.0001	<0.0001	<0.0001	<0.0001
	12/5/2018	<0.0005	< 0.002	< 0.002	< 0.002	<0.0001	<0.0001	<0.0001	<0.0001 BU	<0.0001 BU	<0.0001 BU UJ	<0.0001 BU UJ
	3/6/2019	<0.0005	< 0.002	< 0.002	< 0.002	<0.0001	<0.0001	0.000135	<0.0001	<0.0001	<0.0001	<0.0002
	5/15/2019	<0.0005	< 0.002	< 0.002	< 0.004	<0.0001	<0.0001	<0.0001	<0.0001	<0.0001	<0.0001	<0.0002
UMW-106R	7/6/2017	< 0.002	<0.005	<0.005	< 0.005	<0.0001	<0.0001	<0.0001	<0.0001	<0.0001	<0.0001	<0.0001
	10/11/2017	< 0.002	<0.005	<0.005	< 0.005	<0.0001	<0.0001	<0.0001	<0.0001	<0.0001	<0.0001	<0.0001
	12/6/2017	< 0.002	<0.005	<0.005	< 0.005	<0.0001	<0.0001	<0.0001	<0.0001	<0.0001	<0.0001	<0.0001
	6/25/2018	<0.0005	< 0.002	< 0.002	< 0.002	<0.0001	<0.0001	<0.0001	<0.0001	<0.0001	<0.0001	<0.0001
	9/18/2018	<0.0005	< 0.002	< 0.002	< 0.002	<0.0001	<0.0001	<0.0001	<0.0001	<0.0001	<0.0001	<0.0001
	12/4/2018	<0.0005	< 0.002	< 0.002	< 0.002	<0.0001	<0.0001	<0.0001	<0.0001 BU	<0.0001 BU	<0.0001 BU UJ	<0.0001 BU UJ
	3/5/2019	<0.0005	< 0.002	< 0.002	< 0.002	<0.0001	<0.0001	<0.0001	<0.0001	<0.0001	<0.0001	<0.0002
	5/14/2019	<0.0005	< 0.002	< 0.002	< 0.004	<0.0001	<0.0001	<0.0001	<0.0001	<0.0001	<0.0001	<0.0002
UMW-107R	7/6/2017	0.0407	<0.005	<0.005	< 0.005	<0.0001	0.00011	0.00011	0.00006	<0.0001	<0.0001	<0.0001
	10/11/2017	0.0039	<0.005	<0.005	< 0.005	<0.0001	<0.0001	<0.0001	<0.0001	<0.0001	<0.0001	<0.0001
	12/6/2017	0.0219	<0.005	<0.005	< 0.005	<0.0001	<0.0001	<0.0001	<0.0001	<0.0001	<0.0001	<0.0001
	6/27/2018	0.0076	< 0.002	< 0.002	< 0.002	<0.0001	<0.0001	<0.0001	<0.0001	<0.0001	<0.0001	<0.0001
	9/18/2018	0.0045	< 0.002	< 0.002	< 0.002	<0.0001	<0.0001	<0.0001	<0.0001	<0.0001	<0.0001	<0.0001
	12/5/2018	0.0038	< 0.002	< 0.002	< 0.002	<0.0001	<0.0001	<0.0001	<0.0001	<0.0001	<0.0001	<0.0001
	3/5/2019	0.0021	< 0.002	< 0.002	< 0.002	<0.0001	<0.0001	<0.0001	<0.0001	<0.0001	<0.0001	<0.0002
	5/14/2019	0.0033	< 0.002	< 0.002	< 0.004	<0.0001	<0.0001	<0.0001	<0.0001	<0.0001	<0.0001	<0.0002
UMW-108	7/6/2017	<0.002	<0.005	<0.005	< 0.005	<0.0001	<0.0001	<0.0001	<0.0001	<0.0001	<0.0001	<0.0001
	10/10/2017	<0.002	<0.005	<0.005	< 0.005	<0.0001	<0.0001	<0.0001	<0.0001	<0.0001	<0.0001	<0.0001
	12/5/2017	<0.002	<0.005	<0.005	< 0.005	<0.0001	<0.0001	<0.0001	<0.0001	<0.0001	<0.0001	<0.0001
	6/26/2018	<0.0005	< 0.002	< 0.002	< 0.002	<0.0001	<0.0001	<0.0001	<0.0001	<0.0001	<0.0001	<0.0001
	9/18/2018	<0.0005	< 0.002	< 0.002	< 0.002	<0.0001	<0.0001	<0.0001	<0.0001	<0.0001	<0.0001	<0.0001
	12/4/2018	<0.0005	< 0.002	< 0.002	< 0.002	<0.0001	<0.0001	<0.0001	<0.0001 BU	<0.0001 BU	<0.0001 BU UJ	<0.0001 BU UJ
	3/5/2019	<0.0005	< 0.002	< 0.002	< 0.002	<0.0001	<0.0001	<0.0001	<0.0001	<0.0001	<0.0001	<0.0002
	5/14/2019	<0.0005	< 0.002	< 0.002	< 0.004	<0.0001	<0.0001	<0.0001	<0.0001	<0.0001	<0.0001	<0.0002
UMW-109	7/5/2017	<0.002	<0.005	<0.005	< 0.005	<0.0001	<0.0001	<0.0001	<0.0001	<0.0001	<0.0001	<0.0001
	10/10/2017	<0.002	<0.005	<0.005	< 0.005	<0.0001	<0.0001	<0.0001	<0.0001	<0.0001	<0.0001	<0.0001
	12/5/2017	<0.002	<0.005	<0.005	< 0.005	<0.0001	<0.0001	<0.0001	<0.0001	<0.0001	<0.0001	<0.0001
	6/26/2018	<0.0005	< 0.002	< 0.002	< 0.002	<0.0001	<0.0001	<0.0001	<0.0001	<0.0001	<0.0001	<0.0001
	9/17/2018	<0.0005	< 0.002	< 0.002	< 0.002	<0.0001	<0.0001	<0.0001	<0.0001	<0.0001	<0.0001	<0.0001
	12/4/2018	<0.0005	< 0.002	< 0.002	< 0.002	<0.0001	<0.0001	<0.0001	<0.0001 BU	<0.0001 BU	<0.0001 BU UJ	<0.0001 BU UJ
	3/5/2019	<0.0005	< 0.002	< 0.002	< 0.002	<0.0001	<0.0001	<0.0001	<0.0001	<0.0001	<0.0001	<0.0002
	5/13/2019	<0.0005	< 0.002	< 0.002	< 0.004	<0.0001	<0.0001	<0.0001	<0.0001	<0.0001	<0.0001	<0.0002

TABLE 3
Analytical Results by Parameter
July 2017 to May 2019
Ameren - Champaign FMGP Site
Champaign, Illinois

Notes:
 Exceeds RO for Class I Groundwater Ingestion
 Exceeds RO for Class II Groundwater Ingestion
Bold Exceeds RO for Groundwater Inhalation - Diffusion and Advection for Residential

Well ID	Date Sampled	Benzo(k) fluoranthene (mg/L)	Chrysene (mg/L)	Dibenzo(a,h) anthracene (mg/L)	Fluoranthene (mg/L)	Fluorene (mg/L)	Indeno(1,2,3-cd) pyrene (mg/L)	Naphthalene (mg/L)	Phenanthrene (mg/L)	Pyrene (mg/L)	Cyanide, total (mg/L)
UMW-102	7/5/2017	<0.0001	<0.0001	<0.0001	<0.0001	<0.0001	<0.0001	<0.0001	<0.001	<0.001	<0.005
	10/10/2017	<0.0001	<0.0001	<0.0001	<0.0001	<0.0001	<0.0001	<0.0001	<0.001	<0.001	<0.005
	12/4/2017	<0.0001	<0.0001	<0.0001	<0.0001	<0.0001	<0.0001	<0.0001	<0.001	<0.001	<0.005
	6/26/2018	<0.0001	<0.0001	<0.0001	<0.0001	<0.0001	<0.0001	<0.0002	<0.0004	<0.001	<0.005
	9/17/2018	<0.0001	<0.0001	<0.0001	<0.0001	<0.0001	<0.0001	<0.0002	<0.0004	<0.001	<0.005
	12/3/2018	<0.0001	<0.0001	<0.0001	<0.0002 BU	<0.0001	<0.0001	<0.0002	<0.0004	<0.002 BU	<0.005
	3/4/2019	<0.0001	<0.0001	<0.0001	<0.0002	<0.0001	0.000116	<0.0002	<0.0004	<0.002	<0.005
	5/13/2019	<0.0001	<0.0001	<0.0001	<0.0002	<0.0001	<0.0001	<0.0002	<0.0004	<0.002	<0.005
UMW-105	7/6/2017	<0.0001	<0.0001	<0.0001	<0.0001	<0.0001	<0.0001	<0.0001	<0.0001	<0.0001	0.063
	10/12/2017	<0.0001	<0.0001	<0.0001	<0.0001	<0.0001	<0.0001	<0.0001	<0.0001	<0.0001	0.056
	12/7/2017	<0.0001	<0.0001	<0.0001	<0.0001	<0.0001	<0.0001	<0.0001	<0.0001	<0.0001	0.049
	6/27/2018	<0.0001	<0.0001	<0.0001	<0.0002	<0.0001	<0.0001	0.0162	<0.0004	<0.0001	0.057
	9/19/2018	<0.0001	<0.0001	<0.0001	<0.0002	<0.0001	<0.0001	<0.0002	<0.0004	<0.0001	0.049
	12/5/2018	<0.0001 BU	<0.0001 BU	<0.0001 BU	<0.0002	<0.0001	<0.0001 BU	<0.0002	<0.0004	<0.0002	0.057
	3/6/2019	<0.0001	<0.0001	<0.0001	<0.0002	<0.0001	<0.0001	<0.0002	<0.0004	<0.0002	0.045
	5/15/2019	<0.0001	<0.0001	<0.0001	<0.0002	<0.0001	<0.0001	<0.0002	<0.0004	<0.0002	0.044
UMW-106R	7/6/2017	<0.0001	<0.0001	<0.0001	<0.0001	<0.0001	<0.0001	<0.0001	<0.0001	<0.0001	0.033
	10/11/2017	<0.0001	<0.0001	<0.0001	<0.0001	<0.0001	<0.0001	<0.0001	<0.0001	<0.0001	0.038
	12/6/2017	<0.0001	<0.0001	<0.0001	<0.0001	<0.0001	<0.0001	<0.0001	<0.0001	<0.0001	0.044
	6/25/2018	<0.0001	<0.0001	<0.0001	<0.0002	<0.0001	<0.0001	<0.0002	<0.0004	<0.0001	0.017
	9/18/2018	<0.0001	<0.0001	<0.0001	<0.0002	<0.0001	<0.0001	<0.0002	<0.0004	<0.0001	0.022
	12/4/2018	<0.0001 BU	<0.0001 BU	<0.0001 BU	<0.0002	<0.0001	<0.0001 BU	<0.0002	<0.0004	<0.0002	0.018
	3/5/2019	<0.0001	<0.0001	<0.0001	<0.0002	<0.0001	<0.0001	<0.0002	<0.0004	<0.0002	0.014
	5/14/2019	<0.0001	<0.0001	<0.0001	<0.0002	<0.0001	<0.0001	<0.0002	<0.0004	<0.0002	0.007
UMW-107R	7/6/2017	<0.0001	<0.0001	<0.0001	<0.0001	<0.0001	<0.0001	<0.0001	<0.0001	<0.0001	0.544
	10/11/2017	<0.0001	<0.0001	<0.0001	<0.0001	<0.0001	<0.0001	<0.0001	<0.0001	<0.0001	0.363
	12/6/2017	<0.0001	<0.0001	<0.0001	<0.0001	<0.0001	<0.0001	<0.0001	<0.0001	<0.0001	0.509
	6/27/2018	<0.0001	<0.0001	<0.0001	<0.0002	<0.0001	<0.0001	<0.0002	<0.0004	<0.0001	0.453
	9/18/2018	<0.0001	<0.0001	<0.0001	<0.0002	<0.0001	<0.0001	<0.0002	<0.0004	<0.0001	0.381
	12/5/2018	<0.0001	<0.0001	<0.0001	<0.0002	<0.0001	<0.0001	<0.0002	<0.0004	<0.0002	0.385
	3/5/2019	<0.0001	<0.0001	<0.0001	<0.0002	<0.0001	<0.0001	<0.0002	<0.0004	<0.0002	0.333
	5/14/2019	<0.0001	<0.0001	<0.0001	<0.0002	<0.0001	<0.0001	<0.0002	<0.0004	<0.0002	0.406
UMW-108	7/6/2017	<0.0001	<0.0001	<0.0001	<0.0001	<0.0001	<0.0001	<0.0001	<0.0001	<0.0001	0.029
	10/10/2017	<0.0001	<0.0001	<0.0001	<0.0001	<0.0001	<0.0001	<0.0001	<0.0001	<0.0001	0.03
	12/5/2017	<0.0001	<0.0001	<0.0001	<0.0001	<0.0001	<0.0001	<0.0001	<0.0001	<0.0001	0.029
	6/26/2018	<0.0001	<0.0001	<0.0001	<0.0002	<0.0001	<0.0001	<0.0002	<0.0004	<0.0001	0.030
	9/18/2018	<0.0001	<0.0001	<0.0001	<0.0002	<0.0001	<0.0001	<0.0002	<0.0002	<0.0004	0.032
	12/4/2018	<0.0001 BU	<0.0001 BU	<0.0001 BU	<0.0002	<0.0001	<0.0001 BU	<0.0002	<0.0004	<0.0002	0.028
	3/5/2019	<0.0001	<0.0001	<0.0001	<0.0002	<0.0001	<0.0001	<0.0002	<0.0004	<0.0002	0.027
	5/14/2019	<0.0001	<0.0001	<0.0001	<0.0002	<0.0001	<0.0001	<0.0002	<0.0004	<0.0002	0.021
UMW-109	7/5/2017	<0.0001	<0.0001	<0.0001	<0.0001	<0.0001	<0.0001	<0.0001	<0.001	<0.0001	0.012
	10/10/2017	<0.0001	<0.0001	<0.0001	<0.0001	<0.0001	<0.0001	<0.0001	<0.001	<0.0001	0.036
	12/5/2017	<0.0001	<0.0001	<0.0001	<0.0001	<0.0001	<0.0001	<0.0001	<0.001	<0.0001	<0.005
	6/26/2018	<0.0001	<0.0001	<0.0001	<0.0001	<0.0001	<0.0001	<0.0002	<0.0004	<0.0001	0.031
	9/17/2018	<0.0001	<0.0001	<0.0001	<0.0001	<0.0001	<0.0001	<0.0002	<0.0004	<0.0001	0.036
	12/4/2018	<0.0001 BU	<0.0001 BU	<0.0001 BU	<0.0002	<0.0001	<0.0001 BU	<0.0002	<0.0004	<0.0002	0.024
	3/5/2019	<0.0001	<0.0001	<0.0001	<0.0002	<0.0001	<0.0001	<0.0002	<0.0004	<0.0002	0.010
	5/13/2019	<0.0001	<0.0001	<0.0001	<0.0002	<0.0001	<0.0001	<0.0002	<0.0004	<0.0002	0.017

TABLE 3
Analytical Results by Parameter
July 2017 to May 2019
Ameren - Champaign FMGP Site
Champaign, Illinois

Notes:
 Exceeds RO for Class I Groundwater Ingestion
 Exceeds RO for Class II Groundwater Ingestion
Bold Exceeds RO for Groundwater Inhalation - Diffusion and Advection for Residential

Well ID	Date Sampled	Benzene (mg/L)	Ethylbenzene (mg/L)	Toluene (mg/L)	Xylene, total (mg/L)	Acenaphthene (mg/L)	Acenaphthylene (mg/L)	Anthracene (mg/L)	Benzo(a) anthracene (mg/L)	Benzo(a) pyrene (mg/L)	Benzo(b) fluoranthene (mg/L)	Benzo(g,h,i) perylene (mg/L)
UMW-111A	7/6/2017	<0.002	<0.005	<0.005	< 0.005	<0.0001	<0.0001	<0.0001	<0.0001	<0.0001	<0.0001	<0.0001
	10/10/2017	<0.002	<0.005	<0.005	< 0.005	<0.0001	<0.0001	<0.0001	<0.0001	<0.0001	<0.0001	<0.0001
	12/6/2017	<0.002	<0.005	<0.005	< 0.005	<0.0001	<0.0001	<0.0001	<0.0001	<0.0001	<0.0001	<0.0001
	6/26/2018	<0.0005	< 0.002	< 0.002	< 0.002	<0.0001	<0.0001	<0.0001	<0.0001	<0.0001	<0.0001	<0.0001
	9/17/2018	<0.0005	< 0.002	< 0.002	< 0.002	<0.0001	<0.0001	<0.0001	<0.0001	<0.0001	<0.0001	<0.0001
	12/3/2018	<0.0005	< 0.002	< 0.002	< 0.002	<0.0001	<0.0001 UJ	<0.0001 BU	<0.0001	<0.0001	<0.0001	<0.0001
	3/5/2019	<0.0005	< 0.002	< 0.002	< 0.002	<0.0001	<0.0001	<0.0001	<0.0001	<0.0001	<0.0001	<0.0002
5/13/2019	<0.0005	< 0.002	< 0.002	< 0.004	<0.0001	<0.0001	<0.0001	<0.0001	<0.0001	<0.0001	<0.0002	
UMW-116	7/6/2017	<0.002	<0.005	<0.005	< 0.005	<0.0001	<0.0001	<0.0001	<0.0001	<0.0001	<0.0001	<0.0001
	10/11/2017	<0.002	<0.005	<0.005	< 0.005	<0.0001	<0.0001	<0.0001	<0.0001	<0.0001	<0.0001	<0.0001
	12/6/2017	<0.002	<0.005	<0.005	< 0.005	<0.0001	<0.0001	<0.0001	<0.0001	<0.0001	<0.0001	<0.0001
	6/25/2018	<0.0005	< 0.002	< 0.002	< 0.002	<0.0001	<0.0001	<0.0001	<0.0001	<0.0001	<0.0001	<0.0001
	9/18/2018	<0.0005	< 0.002	< 0.002	< 0.002	<0.0001	<0.0001	<0.0001	<0.0001	<0.0001	<0.0001	<0.0001
	12/4/2018	<0.0005	< 0.002	< 0.002	< 0.002	<0.0001	<0.0001	<0.0001	<0.0001 BU	<0.0001 BU	<0.0001 BU UJ	<0.0001 BU UJ
	3/5/2019	<0.0005	< 0.002	< 0.002	< 0.002	<0.0001	<0.0001	<0.0001	<0.0001	<0.0001	<0.0001	<0.0002
5/14/2019	<0.0005	< 0.002	< 0.002	< 0.004	<0.0001	<0.0001	<0.0001	<0.0001	<0.0001	<0.0001	<0.0002	
UMW-117	7/6/2017	<0.002	<0.005	<0.005	< 0.005	<0.0001	<0.0001	<0.0001	0.00006	<0.0001	<0.0001	<0.0001
	10/11/2017	<0.002	<0.005	<0.005	< 0.005	<0.0001	<0.0001	<0.0001	<0.0001	<0.0001	<0.0001	<0.0001
	12/5/2017	<0.002	<0.005	<0.005	< 0.005	<0.0001	<0.0001	<0.0001	<0.0001	<0.0001	<0.0001	<0.0001
	6/25/2018	<0.0005	< 0.002	< 0.002	< 0.002	<0.0001	<0.0001	<0.0001	<0.0001	<0.0001	<0.0001	<0.0001
	9/18/2018	<0.0005	< 0.002	< 0.002	< 0.002	<0.0001	<0.0001	<0.0001	<0.0001	<0.0001	<0.0001	<0.0001
	12/4/2018	<0.0005	< 0.002	< 0.002	< 0.002	<0.0001	<0.0001	<0.0001	<0.0001 BU	<0.0001 BU	<0.0001 BU UJ	<0.0001 BU UJ
	3/5/2019	<0.0005	< 0.002	< 0.002	< 0.002	<0.0001	<0.0001	<0.0001	<0.0001	<0.0001	<0.0001	<0.0002
5/14/2019	<0.0005	< 0.002	< 0.002	< 0.004	<0.0001	<0.0001	<0.0001	<0.0001	<0.0001	<0.0001	<0.0002	
UMW-118	7/6/2017	<0.002	<0.005	<0.005	< 0.005	0.00017	0.00037	0.0001	0.00077	0.00093	0.00094	0.00037
	10/10/2017	<0.002	<0.005	<0.005	< 0.005	<0.0001	<0.0001	<0.0001	0.00021	0.00027	0.00027	0.00012
	12/5/2017	<0.002	<0.005	<0.005	< 0.005	<0.0001	0.00012	<0.0001	0.00025	0.00034	0.0004	<0.0001
	6/26/2018	<0.0005	< 0.002	< 0.002	< 0.002	<0.0001	<0.0001	<0.0001	<0.0001	<0.0001	<0.0001	<0.0001
	9/18/2018	<0.0005	< 0.002	< 0.002	< 0.002	<0.0001	<0.0001	<0.0001	<0.0001	<0.0001	<0.0001	<0.0001
	12/4/2018	<0.0005	< 0.002	< 0.002	< 0.002	<0.0001	<0.0001	<0.0001	<0.0001 BU	<0.0001 BU	<0.0001 BU	<0.0001 BU
	3/5/2019	<0.0005	< 0.002	< 0.002	< 0.002	<0.0001	<0.0001	<0.0001	<0.0001	<0.0001	<0.0001	<0.0002
5/14/2019	<0.0005	< 0.002	< 0.002	< 0.004	<0.0001	<0.0001	<0.0001	<0.0001	<0.0001	<0.0001	<0.0002	
UMW-119	7/5/2017	<0.002	<0.005	<0.005	< 0.005	<0.0001	<0.0001	<0.0001	<0.0001	<0.0001	<0.0001	<0.0001
	10/11/2017	<0.002	<0.005	<0.005	< 0.005	0.00029	0.00041	0.00011	0.00014	0.00012	0.00011	<0.0001
	12/5/2017	<0.002	<0.005	<0.005	< 0.005	<0.0001	<0.0001	<0.0001	<0.0001	<0.0001	<0.0001	<0.0001
	6/26/2018	<0.0005	< 0.002	< 0.002	< 0.002	<0.0001	<0.0001	<0.0001	<0.0001	<0.0001	<0.0001	<0.0001
	9/17/2018	<0.0005	< 0.002	< 0.002	< 0.002	<0.0001	<0.0001	<0.0001	<0.0001	<0.0001	<0.0001	<0.0001
	12/3/2018	<0.0005	< 0.002	< 0.002	< 0.002	<0.0001	<0.0001 UJ	<0.0001 BU	<0.0001	<0.0001	<0.0001	<0.0001
	3/5/2019	<0.0005	< 0.002	< 0.002	< 0.002	<0.0001	<0.0001	0.000144	<0.0001	<0.0001	<0.0001	<0.0002
5/13/2019	<0.0005	< 0.002	< 0.002	< 0.004	<0.0001	<0.0001	<0.0001	<0.0001	<0.0001	<0.0001	<0.0002	
UMW-120	7/6/2017	<0.002	<0.005	<0.005	<0.005	<0.0001	<0.0001	<0.0001	<0.0001	<0.0001	<0.0001	<0.0001
	10/9/2017	<0.002	<0.005	<0.005	<0.005	<0.0001	<0.0001	<0.0001	<0.0001	<0.0001	<0.0001	<0.0001
	12/4/2017	<0.002	<0.005	<0.005	<0.005	<0.0001	<0.0001	<0.0001	<0.0001	<0.0001	<0.0001	<0.0001
	6/26/2018	<0.0005	< 0.002	< 0.002	< 0.002	<0.0001	<0.0001	<0.0001	<0.0001	<0.0001	<0.0001	<0.0001
	9/17/2018	<0.0005	< 0.002	< 0.002	< 0.002	<0.0001	<0.0001	<0.0001	<0.0001	<0.0001	<0.0001	<0.0001
	12/3/2018	<0.0005	< 0.002	< 0.002	< 0.002	<0.000167	<0.000167 UJ	<0.000167 BU	<0.000167	<0.000167	<0.000167	<0.000167
	3/6/2019	<0.0005	< 0.002	< 0.002	< 0.002	<0.0001	<0.0001	<0.0001	<0.0001	<0.0001	<0.0001	<0.0002
5/13/2019	<0.0005	< 0.002	< 0.002	< 0.002	<0.0001	<0.0001	<0.0001	<0.0001	<0.0001	<0.0001	<0.0002	

TABLE 3
Analytical Results by Parameter
July 2017 to May 2019
Ameren - Champaign FMGP Site
Champaign, Illinois

Notes:
 Exceeds RO for Class I Groundwater Ingestion
 Exceeds RO for Class II Groundwater Ingestion
Bold Exceeds RO for Groundwater Inhalation - Diffusion and Advection for Residential

Well ID	Date Sampled	Benzo(k) fluoranthene (mg/L)	Chrysene (mg/L)	Dibenzo(a,h) anthracene (mg/L)	Fluoranthene (mg/L)	Fluorene (mg/L)	Indeno(1,2,3-cd) pyrene (mg/L)	Naphthalene (mg/L)	Phenanthrene (mg/L)	Pyrene (mg/L)	Cyanide, total (mg/L)
UMW-111A	7/6/2017	<0.0001	<0.0001	<0.0001	<0.0001	<0.0001	<0.0001	<0.0001	<0.0001	<0.0001	<0.005
	10/10/2017	<0.0001	<0.0001	<0.0001	<0.0001	<0.0001	<0.0001	<0.0001	<0.0001	<0.0001	<0.005
	12/6/2017	<0.0001	<0.0001	<0.0001	<0.0001	<0.0001	<0.0001	<0.0001	<0.0001	<0.0001	<0.005
	6/26/2018	<0.0001	<0.0001	<0.0001	<0.0002	<0.0001	<0.0001	<0.0002	<0.0004	<0.0001	<0.005
	9/17/2018	<0.0001	<0.0001	<0.0001	<0.0002	<0.0001	<0.0001	<0.0002	<0.0004	<0.0001	<0.005
	12/3/2018	<0.0001	<0.0001	<0.0001	<0.0002 BU	<0.0001	<0.0001	<0.0002	<0.0004	<0.0002 BU	<0.005
	3/5/2019	<0.0001	<0.0001	<0.0001	<0.0002	<0.0001	<0.0001	<0.0002	<0.0004	<0.0002	<0.005
	5/13/2019	<0.0001	<0.0001	<0.0001	<0.0002	<0.0001	<0.0001	<0.0002	<0.0004	<0.0002	<0.005
UMW-116	7/6/2017	<0.0001	<0.0001	<0.0001	<0.0001	<0.0001	<0.0001	<0.0001	<0.0001	<0.0001	<0.005
	10/11/2017	<0.0001	<0.0001	<0.0001	<0.0001	<0.0001	<0.0001	<0.0001	<0.0001	<0.0001	<0.005
	12/6/2017	<0.0001	<0.0001	<0.0001	<0.0001	<0.0001	<0.0001	<0.0001	<0.0001	<0.0001	<0.005
	6/25/2018	<0.0001	<0.0001	<0.0001	<0.0002	<0.0001	<0.0001	0.000206	<0.0004	<0.0001	<0.005
	9/18/2018	<0.0001	<0.0001	<0.0001	<0.0002	<0.0001	<0.0001	<0.0002	<0.0004	<0.0001	<0.005
	12/4/2018	<0.0001 BU	<0.0001 BU	<0.0001 BU	<0.0002	<0.0001	<0.0001 BU	<0.0002	<0.0004	<0.0002	<0.005
	3/5/2019	<0.0001	<0.0001	<0.0001	<0.0002	<0.0001	<0.0001	<0.0002	<0.0004	<0.0002	<0.005
	5/14/2019	<0.0001	<0.0001	<0.0001	<0.0002	<0.0001	<0.0001	<0.0001	<0.0004	<0.0002	<0.005
UMW-117	7/6/2017	<0.0001	<0.0001	<0.0001	<0.0001	<0.0001	<0.0001	<0.0001	<0.0001	<0.0001	<0.005
	10/11/2017	<0.0001	<0.0001	<0.0001	<0.0001	<0.0001	<0.0001	<0.0001	<0.0001	<0.0001	<0.005
	12/5/2017	<0.0001	<0.0001	<0.0001	<0.0001	<0.0001	<0.0001	<0.0001	<0.0001	<0.0001	<0.005
	6/25/2018	<0.0001	<0.0001	<0.0001	<0.0002	<0.0001	<0.0001	<0.0002	<0.0004	<0.0001	<0.005
	9/18/2018	<0.0001	<0.0001	<0.0001	<0.0002	<0.0001	<0.0001	<0.0002	<0.0004	<0.0001	<0.005
	12/4/2018	<0.0001 BU	<0.0001 BU	<0.0001 BU	<0.0002	<0.0001	<0.0001 BU	<0.0002	<0.0004	<0.0002	<0.005
	3/5/2019	<0.0001	<0.0001	0.000102	<0.0002	<0.0001	<0.0001	<0.0002	<0.0004	<0.0002	<0.005
	5/14/2019	<0.0001	<0.0001	<0.0001	<0.0002	<0.0001	<0.0001	<0.0002	<0.0004	<0.0002	<0.005
UMW-118	7/6/2017	0.00036	0.00048	0.00010	0.00104	0.00011	0.00033	<0.0001	0.00014	0.005	0.056
	10/10/2017	0.00009	0.00009	<0.0001	0.00019	<0.0001	0.0001	<0.0001	<0.0001	0.00093	0.056
	12/5/2017	0.00016	0.00013	<0.0001	0.00026	<0.0001	<0.0001	<0.0001	<0.0001	0.00115	0.059
	6/26/2018	<0.0001	<0.0001	<0.0001	<0.0002	<0.0001	<0.0001	<0.0002	<0.0004	<0.0001	0.031
	9/18/2018	<0.0001	<0.0001	<0.0001	<0.0002	<0.0001	<0.0001	<0.0002	<0.0004	<0.0001	0.034
	12/4/2018	<0.0001 BU	<0.0001 BU	<0.0001 BU	<0.0002	<0.0001	<0.0001 BU	<0.0002	<0.0004	<0.0002	0.043
	3/5/2019	<0.0001	<0.0001	<0.0001	<0.0002	<0.0001	<0.0001	<0.0002	<0.0004	<0.0002	0.028
	5/14/2019	<0.0001	<0.0001	<0.0001	<0.0002	<0.0001	<0.0001	<0.0002	<0.0004	<0.0002	0.028
UMW-119	7/5/2017	<0.0001	<0.0001	<0.0001	<0.0001	<0.0001	<0.0001	<0.0001	<0.0001	<0.0001	0.041
	10/11/2017	<0.0001	0.00015	<0.0001	0.00031	<0.0001	<0.0001	<0.0001	0.00016	0.00044	0.033
	12/5/2017	<0.0001	<0.0001	<0.0001	<0.0001	<0.0001	<0.0001	<0.0001	<0.0001	<0.0001	0.039
	6/26/2018	<0.0001	<0.0001	<0.0001	<0.0002	<0.0001	<0.0001	<0.0002	<0.0004	<0.0001	0.036
	9/17/2018	<0.0001	<0.0001	<0.0001	<0.0002	<0.0001	<0.0001	<0.0002	<0.0004	<0.0001	0.033
	12/3/2018	<0.0001	<0.0001	<0.0001	<0.0002 BU	<0.0001	<0.0001	<0.0002	<0.0004	<0.0002 BU	0.026
	3/5/2019	<0.0001	<0.0001	<0.0001	<0.0002	<0.0001	<0.0001	<0.0002	<0.0004	<0.0002	0.031
	5/13/2019	<0.0001	<0.0001	<0.0001	<0.0002	<0.0001	<0.0001	<0.0002	<0.0004	<0.0002	0.027
UMW-120	7/6/2017	<0.0001	<0.0001	<0.0001	<0.0001	<0.0001	<0.0001	<0.0001	<0.0001	<0.0001	<0.005
	10/9/2017	<0.0001	<0.0001	<0.0001	<0.0001	<0.0001	<0.0001	<0.0001	<0.0001	<0.0001	0.007
	12/4/2017	<0.0001	<0.0001	<0.0001	<0.0001	<0.0001	<0.0001	<0.0001	<0.0001	<0.0001	<0.005
	6/26/2018	<0.0001	<0.0001	<0.0001	<0.0002	<0.0001	<0.0001	<0.0002	<0.0004	<0.0001	<0.005
	9/17/2018	<0.0001	<0.0001	<0.0001	<0.0002	<0.0001	<0.0001	<0.0002	<0.0004	<0.0001	<0.005
	12/3/2018	<0.000167	<0.000167	<0.000167	<0.000333 BU	<0.000167	<0.000167	<0.000333	<0.000667	<0.000333 BU	<0.005
	3/6/2019	<0.0001	<0.0001	<0.0001	<0.0002	<0.0001	<0.0001	<0.0002	<0.0004	<0.0002	<0.005
	5/13/2019	<0.0001	<0.0001	<0.0001	<0.0002	<0.0001	<0.0001	<0.0002	<0.0004	<0.0002	<0.005

TABLE 3
Analytical Results by Parameter
July 2017 to May 2019
Ameren - Champaign FMGP Site
Champaign, Illinois

Notes:
 Exceeds RO for Class I Groundwater Ingestion
 Exceeds RO for Class II Groundwater Ingestion
Bold Exceeds RO for Groundwater Inhalation - Diffusion and Advection for Residential

Well ID	Date Sampled	Benzene (mg/L)	Ethylbenzene (mg/L)	Toluene (mg/L)	Xylene, total (mg/L)	Acenaphthene (mg/L)	Acenaphthylene (mg/L)	Anthracene (mg/L)	Benzo(a) anthracene (mg/L)	Benzo(a) pyrene (mg/L)	Benzo(b) fluoranthene (mg/L)	Benzo(g,h,i) perylene (mg/L)
UMW-121	7/6/2017	<0.002	<0.005	<0.005	< 0.005	<0.0001	<0.0001	<0.0001	0.00006	<0.0001	<0.0001	<0.0001
	10/12/2017	<0.002	<0.005	<0.005	< 0.005	<0.0001	<0.0001	<0.0001	<0.0001	<0.0001	<0.0001	<0.0001
	12/7/2017	<0.002	<0.005	<0.005	< 0.005	<0.0001	<0.0001	<0.0001	<0.0001	<0.0001	<0.0001	<0.0001
	6/27/2018	<0.0005	< 0.002	< 0.002	< 0.002	<0.0001	<0.0001	<0.0001	<0.0001	<0.0001	<0.0001	<0.0001
	9/19/2018	<0.0005	< 0.002	< 0.002	< 0.002	<0.0001	<0.0001	<0.0001	<0.0001	<0.0001	<0.0001	<0.0001
	12/5/2018	<0.0005	< 0.002	< 0.002	< 0.002	<0.0001	<0.0001	<0.0001	<0.0001 BU	<0.0001 BU	<0.0001 BU	<0.0001 BU
	3/6/2019	<0.0005	< 0.002	< 0.002	< 0.002	<0.0001	<0.0001	<0.0001	<0.0001	<0.0001	<0.0001	<0.0002
	5/15/2019	<0.0005	< 0.002	< 0.002	< 0.004	<0.0001	<0.0001	<0.0001	<0.0001	<0.0001	<0.0001	<0.0002
UMW-122	6/27/2018	<0.0005	< 0.002	< 0.002	<0.002	<0.0001	<0.0001	<0.0001	<0.0001	<0.0001	<0.0001	<0.0001
	9/18/2018	<0.0005	< 0.002	< 0.002	<0.002	<0.0001	<0.0001	<0.0001	<0.0001	<0.0001	<0.0001	<0.0001
	12/4/2018	<0.0005	< 0.002	< 0.002	<0.002	<0.0001	<0.0001	<0.0001	<0.0001 BU	<0.0001 BU	<0.0001 BU	<0.0001 BU
	3/5/2019	<0.0005	< 0.002	< 0.002	<0.002	<0.0001	<0.0001	<0.0001	<0.0001	<0.0001	<0.0001	<0.0002
	5/14/2019	<0.0005	< 0.002	< 0.002	<0.004	<0.0001	<0.0001	<0.0001	<0.0001	<0.0001	<0.0001	<0.0002
UMW-123	7/6/2017	<0.002	<0.005	<0.005	< 0.005	<0.0001	<0.0001	<0.0001	<0.0001	<0.0001	<0.0001	<0.0001
	10/11/2017	<0.002	<0.005	<0.005	< 0.005	<0.0001	<0.0001	<0.0001	<0.0001	<0.0001	<0.0001	<0.0001
	12/6/2017	<0.002	<0.005	<0.005	< 0.005	<0.0001	<0.0001	<0.0001	<0.0001	<0.0001	<0.0001	<0.0001
	6/26/2018	<0.0005	< 0.002	< 0.002	< 0.002	<0.0001	<0.0001	<0.0001	<0.0001	<0.0001	<0.0001	<0.0001
	9/18/2018	<0.0005	< 0.002	< 0.002	< 0.002	<0.0001	<0.0001	<0.0001	<0.0001	<0.0001	<0.0001	<0.0001
	12/4/2018	<0.0005	< 0.002	< 0.002	< 0.002	<0.0001	<0.0001	<0.0001	<0.0001 BU	<0.0001 BU	<0.0001 BU	<0.0001 BU
	3/5/2019	<0.0005	< 0.002	< 0.002	< 0.002	<0.0001	<0.0001	<0.0001	<0.0001	<0.0001	<0.0001	<0.0002
	5/14/2019	<0.0005	< 0.002	< 0.002	< 0.004	<0.0001	<0.0001	<0.0001	<0.0001	<0.0001	<0.0001	<0.0002
UMW-124	7/7/2017	0.104	0.0106	0.0448	0.0282	0.00067	0.00041	<0.0001	0.00008	<0.0001	<0.0001	<0.0001
	10/13/2017	0.0713	0.0065	0.0276	0.0171	0.00038	0.00019	<0.0001	<0.0001	<0.0001	<0.0001	<0.0001
	12/7/2017	0.120	0.0110	0.0558	0.032	0.00052	0.0003	<0.0001	<0.0001	<0.0001	<0.0001	<0.0001
	6/25/2018	0.0975	0.0091	0.0469	0.024	0.000486	0.000272	<0.0001	<0.0001	<0.0001	<0.0001	<0.0001
	9/19/2018	0.0869	0.009	0.0415	0.0236	0.000469	0.000248	<0.0001	<0.0001	<0.0001	<0.0001	<0.0001
	12/5/2018	0.0664	0.0067	0.0313	0.018	0.000326	0.000187	<0.0001	<0.0001	<0.0001	<0.0001 UJ	<0.0001
	3/6/2019	0.145	0.0128	0.0743	0.0364	0.000586	0.00033	<0.0001	<0.0001	<0.0001	<0.0001	<0.0002
	5/15/2019	0.166	0.0177	0.103	0.048	0.000667	0.000405	<0.0001	<0.0001	<0.0001	<0.0001	<0.0002
	UMW-125	7/6/2017	0.0226	<0.005	<0.005	<0.005	0.0001	<0.0001	<0.0001	<0.0001	<0.0001	<0.0001
10/12/2017		0.0432	0.0013	0.002	0.0014	0.00013	<0.0001	<0.0001	<0.0001	0.00008	<0.0001	<0.0001
12/8/2017		0.0051	<0.005	<0.005	<0.005	<0.0001	<0.0001	<0.0001	<0.0001	<0.0001	<0.0001	<0.0001
6/27/2018		0.0091	<0.002	<0.002	<0.002	<0.0001	<0.0001	<0.0001	<0.0001	<0.0001	<0.0001	<0.0001
9/19/2018		0.0078	<0.002	<0.002	<0.002	<0.0001	<0.0001	<0.0001	<0.0001	<0.0001	<0.0001	<0.0001
12/5/2018		0.0007	<0.002	<0.002	<0.002	<0.0001	<0.0001	<0.0001	<0.0001 BU	<0.0001 BU	<0.0001 BU	<0.0001 BU
3/6/2019		0.0037	<0.002	<0.002	<0.002	<0.0001	<0.0001	<0.0001	<0.0001	<0.0001	<0.0001	<0.0002
5/15/2019		0.0040	<0.002	<0.002	<0.004	<0.0001	<0.0001	<0.0001	<0.0001	<0.0001	<0.0001	<0.0002
UMW-126	7/7/2017	0.0944	<0.005	<0.005	<0.005	<0.0001	<0.0001	<0.0001	0.00006	<0.0001	<0.0001	<0.0001
	10/12/2017	0.0052	<0.005	<0.005	<0.005	<0.0001	<0.0001	<0.0001	<0.0001	<0.0001	<0.0001	<0.0001
	12/7/2007	0.0115	<0.005	<0.005	<0.005	<0.0001	<0.0001	<0.0001	<0.0001	<0.0001	<0.0001	<0.0001
	6/27/2018	0.061	<0.002	<0.002	<0.002	<0.0001	<0.0001	<0.0001	<0.0001	<0.0001	<0.0001	<0.0001
	9/19/2018	0.108	<0.002	0.0034	<0.002	<0.0001	<0.0001	<0.0001	<0.0001	<0.0001	<0.0001	<0.0001
	12/5/2018	0.0261	<0.002	<0.002	<0.002	<0.0001	<0.0001	<0.0001	<0.0001	<0.0001	<0.0001 UJ	<0.0001
	3/6/2019	0.142	<0.002	0.0046	0.0022	<0.0001	<0.0001	<0.0001	<0.0001	<0.0001	<0.0001	<0.0002
	5/14/2019	0.195	0.0038	0.0337	0.0068	<0.0001	<0.0001	<0.0001	<0.0001	<0.0001	<0.0001	<0.0002

TABLE 3
Analytical Results by Parameter
July 2017 to May 2019
Ameren - Champaign FMGP Site
Champaign, Illinois

Notes:
 Exceeds RO for Class I Groundwater Ingestion
 Exceeds RO for Class II Groundwater Ingestion
Bold Exceeds RO for Groundwater Inhalation - Diffusion and Advection for Residential

Well ID	Date Sampled	Benzo(k) fluoranthene (mg/L)	Chrysene (mg/L)	Dibenzo(a,h) anthracene (mg/L)	Fluoranthene (mg/L)	Fluorene (mg/L)	Indeno(1,2,3-cd) pyrene (mg/L)	Naphthalene (mg/L)	Phenanthrene (mg/L)	Pyrene (mg/L)	Cyanide, total (mg/L)
UMW-121	7/6/2017	<0.0001	<0.0001	<0.0001	<0.0001	<0.0001	<0.0001	<0.0001	<0.0001	<0.0001	0.148
	10/12/2017	<0.0001	<0.0001	<0.0001	<0.0001	<0.0001	<0.0001	<0.0001	<0.0001	<0.0001	0.166
	12/7/2017	<0.0001	<0.0001	<0.0001	<0.0001	<0.0001	<0.0001	<0.0001	<0.0001	<0.0001	0.177
	6/27/2018	<0.0001	<0.0001	<0.0001	<0.0002	<0.0001	<0.0001	<0.0002	<0.0004	<0.0001	0.141
	9/19/2018	<0.0001	<0.0001	<0.0001	<0.0002	<0.0001	<0.0001	<0.0002	<0.0004	<0.0001	0.138
	12/5/2018	<0.0001 BU	<0.0001 BU	<0.0001 BU	<0.0002	<0.0001	<0.0001 BU	<0.0002	<0.0004	<0.0002	0.108
	3/6/2019	<0.0001	<0.0001	<0.0001	<0.0002	<0.0001	<0.0001	<0.0002	<0.0004	<0.0002	0.122
	5/15/2019	<0.0001	<0.0001	<0.0001	<0.0002	<0.0001	<0.0001	<0.0002	<0.0004	<0.0002	0.098
UMW-122	6/27/2018	<0.0001	<0.0001	<0.0001	<0.0002	<0.0001	<0.0001	<0.0002	<0.0004	<0.0001	0.031
	9/18/2018	<0.0001	<0.0001	<0.0001	<0.0002	<0.0001	<0.0001	<0.0002	<0.0004	<0.0001	0.027
	12/4/2018	<0.0001 BU	<0.0001 BU	<0.0001 BU	<0.0002	<0.0001	<0.0001 BU	<0.0002	<0.0004	<0.0002	0.028
	3/5/2019	<0.0001	<0.0001	<0.0001	<0.0002	<0.0001	<0.0001	<0.0002	<0.0004	<0.0002	0.017
	5/14/2019	<0.0001	<0.0001	<0.0001	<0.0002	<0.0001	<0.0001	<0.0002	<0.0004	<0.0002	0.013
UMW-123	7/6/2017	<0.0001	<0.0001	<0.0001	<0.0001	<0.0001	<0.0001	<0.0001	<0.0001	<0.0001	<0.005
	10/11/2017	<0.0001	<0.0001	<0.0001	<0.0001	<0.0001	<0.0001	<0.0001	<0.0001	<0.0001	<0.005
	12/6/2017	<0.0001	<0.0001	<0.0001	<0.0001	<0.0001	<0.0001	0.00011	<0.0001	<0.0001	<0.005
	6/26/2018	<0.0001	<0.0001	<0.0001	<0.0002	<0.0001	<0.0001	<0.0002	<0.0004	<0.0001	<0.005
	9/18/2018	<0.0001	<0.0001	<0.0001	<0.0002	<0.0001	<0.0001	<0.0002	<0.0004	<0.0001	<0.005
	12/4/2018	<0.0001 BU	<0.0001 BU	<0.0001 BU	<0.0002	<0.0001	<0.0001 BU	<0.0002	<0.0004	<0.0002	<0.005
	3/5/2019	<0.0001	<0.0001	<0.0001	<0.0002	<0.0001	<0.0001	<0.0002	<0.0004	<0.0002	<0.005
	5/14/2019	<0.0001	<0.0001	<0.0001	<0.0002	<0.0001	<0.0001	<0.0002	<0.0004	<0.0002	<0.005
UMW-124	7/7/2017	<0.0001	<0.0001	<0.0001	<0.0001	0.00031	<0.0001	0.0479	0.00028	<0.0001	0.01
	10/13/2017	<0.0001	<0.0001	<0.0001	<0.0001	0.00017	<0.0001	0.0304	<0.0001	<0.0001	0.008
	12/7/2017	<0.0001	<0.0001	<0.0001	<0.0001	0.00017	<0.0001	0.0454	0.00021	<0.0001	0.011
	6/25/2018	<0.0001	<0.0001	<0.0001	<0.0002	0.000179	<0.0001	0.0449	<0.0004	<0.0001	0.010
	9/19/2018	<0.0001	<0.0001	<0.0001	<0.0002	0.000142	<0.0001	0.0489	<0.0004	<0.0001	0.010
	12/5/2018	<0.0001	<0.0001	<0.0001	<0.0002	0.000109	<0.0001	<0.00255 U	<0.0004	<0.0002	0.008
	3/6/2019	<0.0001	<0.0001	<0.0001	<0.0002	0.000204	<0.0001	0.0652	<0.0004	<0.0002	0.011
	5/15/2019	<0.0001	<0.0001	<0.0001	<0.0002	0.000253	<0.0001	0.0709	<0.0004	<0.0002	0.007
UMW-125	7/6/2017	<0.0001	<0.0001	<0.0001	<0.0001	<0.0001	<0.0001	0.0013	0.00011	<0.0001	0.029
	10/12/2017	<0.0001	<0.0001	<0.0001	<0.0001	<0.0001	<0.0001	0.00319	0.00031	<0.0001	0.028
	12/8/2017	<0.0001	<0.0001	<0.0001	<0.0001	<0.0001	<0.0001	0.00079	<0.0001	<0.0001	0.029
	6/27/2018	<0.0001	<0.0001	<0.0001	<0.0002	<0.0001	<0.0001	0.000748	<0.0004	<0.0001	0.038
	9/19/2018	<0.0001	<0.0001	<0.0001	<0.0002	<0.0001	<0.0001	<0.00102	<0.0004	<0.0001	0.048
	12/5/2018	<0.0001 BU	<0.0001 BU	<0.0001 BU	<0.0002	<0.0001	<0.0001 BU	<0.0002	<0.0004	<0.0002	0.055
	3/6/2019	<0.0001	<0.0001	<0.0001	<0.0002	<0.0001	<0.0001	<0.0002	<0.0004	<0.0002	0.041
	5/15/2019	<0.0001	<0.0001	<0.0001	<0.0002	<0.0001	<0.0001	0.000338	<0.0004	<0.0002	0.033
UMW-126	7/7/2017	<0.0001	<0.0001	<0.0001	<0.0001	<0.0001	<0.0001	<0.0001	<0.0001	<0.0001	0.004
	10/12/2017	<0.0001	<0.0001	<0.0001	<0.0001	<0.0001	<0.0001	<0.0001	<0.0001	<0.0001	<0.005
	12/7/2017	<0.0001	<0.0001	<0.0001	<0.0001	<0.0001	<0.0001	0.00029	<0.0001	<0.0001	0.005
	6/27/2018	<0.0001	<0.0001	<0.0001	<0.0002	<0.0001	<0.0001	<0.0002	<0.0004	<0.0001	<0.005
	9/19/2018	<0.0001	<0.0001	<0.0001	<0.0002	<0.0001	<0.0001	<0.000385	<0.0004	<0.0001	<0.005
	12/5/2018	<0.0001	<0.0001	<0.0001	<0.0002	<0.0001	<0.0001	<0.0002	<0.0004	<0.0002	<0.005
	3/6/2019	<0.0001	<0.0001	<0.0001	<0.0002	<0.0001	<0.0001	<0.000505 U	<0.0004	<0.0002	<0.005
	5/14/2019	<0.0001	<0.0001	<0.0001	<0.0002	<0.0001	<0.0001	0.00195	<0.0004	<0.0002	<0.005

TABLE 3
Analytical Results by Parameter
July 2017 to May 2019
Ameren - Champaign FMGP Site
Champaign, Illinois

Notes:
 Exceeds RO for Class I Groundwater Ingestion
 Exceeds RO for Class II Groundwater Ingestion
Bold Exceeds RO for Groundwater Inhalation - Diffusion and Advection for Residential

Well ID	Date Sampled	Benzene (mg/L)	Ethylbenzene (mg/L)	Toluene (mg/L)	Xylene, total (mg/L)	Acenaphthene (mg/L)	Acenaphthylene (mg/L)	Anthracene (mg/L)	Benzo(a) anthracene (mg/L)	Benzo(a) pyrene (mg/L)	Benzo(b) fluoranthene (mg/L)	Benzo(g,h,i) perylene (mg/L)
UMW-127	7/7/2017	0.0036	<0.005	<0.005	< 0.005	0.00033	0.00319	<0.0001	0.00007	<0.0001	<0.0001	<0.0001
	10/12/2017	0.0049	<0.005	<0.005	< 0.005	0.00014	0.00247	<0.0001	<0.0001	<0.0001	<0.0001	<0.0001
	12/7/2017	0.0049	<0.005	0.001	< 0.005	0.00017	0.000105	<0.0001	<0.0001	<0.0001	<0.0001	<0.0001
	6/27/2018	0.0031	< 0.002	< 0.002	< 0.002	0.00022	<0.0001	<0.0001	<0.0001	<0.0001	<0.0001	<0.0001
	9/19/2018	0.0029	< 0.002	< 0.002	< 0.002	0.000238	<0.0001	<0.0001	<0.0001	<0.0001	<0.0001	<0.0001
	12/3/2018	0.0021	< 0.002	< 0.002	< 0.002	0.000171	<0.0001 UJ	<0.0001 BU	<0.0001	<0.0001	<0.0001	<0.0001
	3/6/2019	0.0012	< 0.002	< 0.002	< 0.002	0.000149	<0.0001	<0.0001	<0.0001	<0.0001	<0.0001	<0.0002
	5/14/2019	0.0021	< 0.002	< 0.002	< 0.004	0.000202	<0.0001	<0.0001	<0.0001	<0.0001	<0.0001	<0.0002
UMW-300	7/6/2017	< 0.002	<0.005	<0.005	< 0.005	<0.0001	<0.0001	<0.0001	<0.0001	<0.0001	<0.0001	<0.0001
	10/10/2017	< 0.002	<0.005	<0.005	< 0.005	<0.0001	<0.0001	<0.0001	<0.0001	<0.0001	<0.0001	<0.0001
	12/5/2017	< 0.0005	<0.005	<0.005	< 0.005	<0.0001	<0.0001	<0.0001	<0.0001	<0.0001	<0.0001	<0.0001
	6/26/2018	< 0.0005	< 0.002	< 0.002	< 0.002	<0.0001	<0.0001	<0.0001	<0.0001	<0.0001	<0.0001	<0.0001
	9/17/2018	< 0.0005	< 0.002	< 0.002	< 0.002	<0.0001	<0.0001	<0.0001	<0.0001	<0.0001	<0.0001	<0.0001
	12/3/2018	< 0.0005	< 0.002	< 0.002	< 0.002	<0.0001	<0.0001 UJ	<0.0001 BU	<0.0001	<0.0001	<0.0001	<0.0001
	3/5/2019	< 0.0005	< 0.002	< 0.002	< 0.002	<0.0001	<0.0001	<0.0001	<0.0001	<0.0001	<0.0001	<0.0002
	5/13/2019	< 0.0005	< 0.002	< 0.002	< 0.004	<0.0001	<0.0001	<0.0001	<0.0001	<0.0001	<0.0001	<0.0002
UMW-301R	7/7/2017	< 0.002	<0.005	<0.005	< 0.005	0.00348	0.004	<0.0001	<0.0001	<0.0001	<0.0001	<0.0001
	10/12/2017	< 0.002	<0.005	<0.005	< 0.005	0.00241	0.00277	<0.0001	<0.0001	<0.0001	<0.0001	<0.0001
	12/7/2017	< 0.002	<0.005	<0.005	< 0.005	0.00263	0.0031	<0.0001	<0.0001	<0.0001	<0.0001	<0.0001
	6/27/2018	< 0.0005	< 0.002	< 0.002	< 0.002	0.00411	0.00488	<0.0001	<0.0001	<0.0001	<0.0001	<0.0001
	9/19/2018	< 0.0005	< 0.002	< 0.002	< 0.002	0.00274	0.00337	<0.0001	<0.0001	<0.0001	<0.0001	<0.0001
	12/5/2018	< 0.0005	< 0.002	< 0.002	< 0.002	0.00349	0.00425	<0.0001	<0.0001	<0.0001	<0.0001 UJ	<0.0001
	3/6/2019	< 0.0005	< 0.002	< 0.002	< 0.002	0.00407	0.00423	<0.0001	<0.0001	<0.0001	<0.0001	<0.0002
	5/15/2019	< 0.0005	< 0.002	< 0.002	< 0.004	0.00317	0.00328	<0.0001	<0.0001	<0.0001	<0.0001	<0.0002
UMW-302	7/6/2017	0.238	0.582	<0.05	0.128	0.0003	0.00053	<0.0001	<0.0001	<0.0001	<0.0001	<0.0001
	10/12/2017	0.348	0.628	<0.05	0.133	0.00011	0.00051	<0.0001	<0.0001	<0.0001	<0.0001	<0.0001
	12/7/2017	0.502	0.771	<0.05	0.182	<0.0001	<0.0001	<0.0001	<0.0001	<0.0001	<0.0001	<0.0001
	6/27/2018	0.407	0.703	<0.02	0.175	0.000349	0.000474	<0.0001	<0.0001	<0.0001	<0.0001	<0.0001
	9/19/2018	0.409	0.751	<0.02	0.198	0.000456	0.000652	<0.0001	<0.0001	<0.0001	<0.0001	<0.0001
	12/5/2018	0.511	0.886	<0.02	0.238	0.000368	0.00053	<0.0001	<0.0001	<0.0001	<0.0001 UJ	<0.0001
	3/6/2019	0.516	0.929	<0.02	0.247	0.000469	0.000593	<0.0001	<0.0001	<0.0001	<0.0001	<0.0002
	5/15/2019	0.288	0.751	0.0094	0.228	<0.0001	<0.0001	<0.0001	<0.0001	<0.0001	<0.0001	<0.0002
UMW-303	7/6/2017	< 0.002	<0.005	<0.005	< 0.005	<0.0001	<0.0001	<0.0001	<0.0001	<0.0001	<0.0001	<0.0001
	10/11/2017	< 0.002	<0.005	<0.005	< 0.005	<0.0001	<0.0001	<0.0001	<0.0001	<0.0001	<0.0001	<0.0001
	12/5/2017	< 0.002	<0.005	<0.005	< 0.005	<0.0001	<0.0001	<0.0001	<0.0001	<0.0001	<0.0001	<0.0001
	6/25/2018	< 0.0005	< 0.002	< 0.002	< 0.002	0.000111	<0.0001	<0.0001	<0.0001	<0.0001	<0.0001	<0.0001
	9/18/2018	< 0.0005	< 0.002	< 0.002	< 0.002	<0.0001	<0.0001	<0.0001	<0.0001	<0.0001	<0.0001	<0.0001
	12/4/2018	< 0.0005	< 0.002	< 0.002	< 0.002	<0.0001	<0.0001	<0.0001	<0.0001	<0.0001	<0.0001 UJ	<0.0001
	3/5/2019	< 0.0005	< 0.002	< 0.002	< 0.002	<0.0001	<0.0001	<0.0001	<0.0001 UJ	<0.0001 UJ	<0.0001 UJ	<0.0002
	5/15/2019	< 0.0005	< 0.002	< 0.002	< 0.004	<0.0001	<0.0001	<0.0001	<0.0001	<0.0001	<0.0001	<0.0002
UMW-304R	7/7/2017	< 0.002	<0.005	<0.005	< 0.005	0.00082	0.00187	<0.0001	0.00006	<0.0001	<0.0001	<0.0001
	10/12/2017	< 0.002	<0.005	<0.005	< 0.005	0.00071	0.0014	<0.0001	<0.0001	<0.0001	<0.0001	<0.0001
	12/8/2017	< 0.002	<0.005	<0.005	< 0.005	0.00067	0.00149	<0.0001	<0.0001	<0.0001	<0.0001	<0.0001
	6/27/2018	< 0.0005	< 0.002	< 0.002	< 0.002	0.000486	0.00108	<0.0001	<0.0001	<0.0001	<0.0001	<0.0001
	9/19/2018	< 0.0005	< 0.002	< 0.002	< 0.002	0.000539	0.00127	<0.0001	<0.0001	<0.0001	<0.0001	<0.0001
	12/3/2018	< 0.0005	< 0.002	< 0.002	< 0.002	0.00055	0.00139 J-	<0.0001 BU	<0.0001	<0.0001	<0.0001	<0.0001
	3/6/2019	< 0.0005	< 0.002	< 0.002	< 0.002	0.000608	0.00131	<0.0001	<0.0001	<0.0001	<0.0001	<0.0002
	5/15/2019	< 0.0005	< 0.002	< 0.002	< 0.004	0.000348	0.000778	<0.0001	<0.0001	<0.0001	<0.0001	<0.0002

TABLE 3
Analytical Results by Parameter
July 2017 to May 2019
Ameren - Champaign FMGP Site
Champaign, Illinois

Notes:
 Exceeds RO for Class I Groundwater Ingestion
 Exceeds RO for Class II Groundwater Ingestion
Bold Exceeds RO for Groundwater Inhalation - Diffusion and Advection for Residential

Well ID	Date Sampled	Benzo(k) fluoranthene (mg/L)	Chrysene (mg/L)	Dibenzo(a,h) anthracene (mg/L)	Fluoranthene (mg/L)	Fluorene (mg/L)	Indeno(1,2,3-cd) pyrene (mg/L)	Naphthalene (mg/L)	Phenanthrene (mg/L)	Pyrene (mg/L)	Cyanide, total (mg/L)
UMW-127	7/7/2017	<0.0001	<0.0001	<0.0001	<0.0001	0.00027	<0.0001	0.00248	0.00047	<0.0001	<0.005
	10/12/2017	<0.0001	<0.0001	<0.0001	<0.0001	0.00016	<0.0001	0.00184	0.0004	<0.0001	<0.005
	12/7/2017	<0.0001	<0.0001	<0.0001	<0.0001	0.00015	<0.0001	0.00264	0.00033	<0.0001	<0.005
	6/27/2018	<0.0001	<0.0001	<0.0001	<0.0002	0.000176	<0.0001	0.00192	0.000449	<0.0001	<0.005
	9/19/2018	<0.0001	<0.0001	<0.0001	<0.0002	0.00017	<0.0001	<0.0022	0.000451	<0.0001	<0.005
	12/3/2018	<0.0001	<0.0001	<0.0001	<0.0002 BU	0.000134	<0.0001	<0.00169 U	<0.0004	<0.0002 BU	<0.005
	3/6/2019	<0.0001	<0.0001	<0.0001	<0.0002	0.00011	<0.0001	<0.000631 U	<0.0004	<0.0002	<0.005
	5/14/2019	<0.0001	<0.0001	<0.0001	<0.0002	0.000134	<0.0001	0.00138	<0.0004	<0.0002	<0.005
UMW-300	7/6/2017	<0.0001	<0.0001	<0.0001	<0.0001	<0.0001	<0.0001	0.00018	<0.0001	<0.0001	<0.005
	10/10/2017	<0.0001	<0.0001	<0.0001	<0.0001	<0.0001	<0.0001	<0.0001	<0.0001	<0.0001	<0.005
	12/5/2017	<0.0001	<0.0001	<0.0001	<0.0001	<0.0001	<0.0001	<0.0001	<0.0001	<0.0001	<0.005
	6/26/2018	<0.0001	<0.0001	<0.0001	<0.0002	<0.0001	<0.0001	<0.0002	<0.0004	<0.0001	<0.005
	9/17/2018	<0.0001	<0.0001	<0.0001	<0.0002	<0.0001	<0.0001	<0.0002	<0.0004	<0.0001	<0.005
	12/3/2018	<0.0001	<0.0001	<0.0001	<0.0002 BU	<0.0001	<0.0001	<0.0002	<0.0004	<0.0002 BU	<0.005
	3/5/2019	<0.0001	<0.0001	<0.0001	<0.0002 BU	<0.0001	<0.0001	<0.0002	<0.0004	<0.0002	<0.005
	5/13/2019	<0.0001	<0.0001	<0.0001	<0.0002	<0.0001	<0.0001	<0.0002	<0.0004	<0.0002	<0.005
UMW-301R	7/7/2017	<0.0001	<0.0001	<0.0001	<0.0001	0.00016	<0.0001	<0.0001	<0.0001	<0.0001	<0.005
	10/12/2017	<0.0001	<0.0001	<0.0001	<0.0001	0.00012	<0.0001	<0.0001	<0.0001	<0.0001	<0.005
	12/7/2017	<0.0001	<0.0001	<0.0001	<0.0001	0.00011	<0.0001	<0.0001	<0.0001	<0.0001	<0.005
	6/27/2018	<0.0001	<0.0001	<0.0001	<0.0002	0.000241	<0.0001	0.000294	<0.0004	<0.0001	<0.005
	9/19/2018	<0.0001	<0.0001	<0.0001	<0.0002	0.000142	<0.0001	0.000238	<0.0004	<0.0001	<0.005
	12/5/2018	<0.0001	<0.0001	<0.0001	<0.0002	0.000162	<0.0001	<0.0002	<0.0004	<0.0002	<0.005
	3/6/2019	<0.0001	<0.0001	<0.0001	<0.0002	0.000237	<0.0001	<0.0002	<0.0004	<0.0002	<0.005
	5/15/2019	<0.0001	<0.0001	<0.0001	<0.0002	0.000166	<0.0001	<0.0002	<0.0004	<0.0002	<0.005
UMW-302	7/6/2017	<0.0001	<0.0001	<0.0001	<0.0001	<0.0001	<0.0001	1.94	<0.0001	<0.0001	0.119
	10/12/2017	<0.0001	<0.0001	<0.0001	<0.0001	<0.0001	<0.0001	2.29	<0.0001	<0.0001	0.117
	12/7/2017	<0.0001	<0.0001	<0.0001	<0.0001	<0.0001	<0.0001	2.05	<0.0001	<0.0001	0.067
	6/27/2018	<0.0001	<0.0001	<0.0001	<0.0002	<0.0001	<0.0001	1.96	<0.0004	<0.0001	0.091
	9/19/2018	<0.0001	<0.0001	<0.0001	<0.0002	<0.0001	<0.0001	3.53	<0.0004	<0.0001	0.113
	12/5/2018	<0.0001	<0.0001	<0.0001	<0.0002	<0.0001	<0.0001	<2.2U	<0.0004	<0.0002	0.134
	3/6/2019	<0.0001	<0.0001	<0.0001	<0.0002	<0.0001	<0.0001	2.83	<0.0004	<0.0002	0.120
	5/15/2019	<0.0001	<0.0001	<0.0001	<0.0002	<0.0001	<0.0001	2.65	<0.0004	<0.0002	0.130
UMW-303	7/6/2017	<0.0001	<0.0001	<0.0001	<0.0001	<0.0001	<0.0001	<0.0001	<0.0001	<0.0001	<0.005
	10/11/2017	<0.0001	<0.0001	<0.0001	<0.0001	<0.0001	<0.0001	<0.0001	<0.0001	<0.0001	<0.005
	12/5/2017	<0.0001	<0.0001	<0.0001	<0.0001	<0.0001	<0.0001	<0.0001	<0.0001	<0.0001	<0.005
	6/25/2018	<0.0001	<0.0001	<0.0001	<0.0002	<0.0001	<0.0001	<0.0002	<0.0004	<0.0001	<0.005
	9/18/2018	<0.0001	<0.0001	<0.0001	<0.0002	<0.0001	<0.0001	<0.0002	<0.0004	<0.0001	<0.005
	12/4/2018	<0.0001	<0.0001	<0.0001	<0.0002	<0.0001	<0.0001	<0.00188 U	<0.0004	<0.0002	<0.005
	3/5/2019	<0.0001 UJ	<0.0001 UJ	<0.0001 UJ	<0.0002	<0.0001	<0.0001	<0.0002	<0.0004	<0.0002 UJ	<0.005
	5/15/2019	<0.0001	<0.0001	<0.0001	<0.0002	<0.0001	<0.0001	0.00238	<0.0004	<0.0002	<0.005
UMW-304R	7/7/2017	<0.0001	<0.0001	<0.0001	<0.0001	<0.0001	<0.0001	<0.0001	<0.0001	<0.0001	<0.005
	10/12/2017	<0.0001	<0.0001	<0.0001	<0.0001	<0.0001	<0.0001	<0.0001	<0.0001	<0.0001	0.007
	12/8/2017	<0.0001	<0.0001	<0.0001	<0.0001	<0.0001	<0.0001	0.00064	<0.0001	<0.0001	<0.005
	6/27/2018	<0.0001	<0.0001	<0.0001	<0.0002	<0.0001	<0.0001	0.00576	<0.0004	<0.0001	<0.005
	9/19/2018	<0.0001	<0.0001	<0.0001	<0.0002	<0.0001	<0.0001	<0.0002	<0.0004	<0.0001	<0.005
	12/3/2018	<0.0001	<0.0001	<0.0001	<0.0002 BU	<0.0001	<0.0001	<0.0002	<0.0004	<0.0002 BU	<0.005
	3/6/2019	<0.0001	<0.0001	<0.0001	<0.0002	<0.0001	<0.0001	<0.00106 U	<0.0004	<0.0002	<0.005
	5/15/2019	<0.0001	<0.0001	<0.0001	<0.0002	<0.0001	<0.0001	0.000472	<0.0004	<0.0002	<0.005

TABLE 3
Analytical Results by Parameter
July 2017 to May 2019
Ameren - Champaign FMGP Site
Champaign, Illinois

Notes:
 Exceeds RO for Class I Groundwater Ingestion
 Exceeds RO for Class II Groundwater Ingestion
Bold Exceeds RO for Groundwater Inhalation - Diffusion and Advection for Residential

Well ID	Date Sampled	Benzene (mg/L)	Ethylbenzene (mg/L)	Toluene (mg/L)	Xylene, total (mg/L)	Acenaphthene (mg/L)	Acenaphthylene (mg/L)	Anthracene (mg/L)	Benzo(a) anthracene (mg/L)	Benzo(a) pyrene (mg/L)	Benzo(b) fluoranthene (mg/L)	Benzo(g,h,i) perylene (mg/L)
UMW-305	7/6/2017	< 0.002	<0.005	<0.005	< 0.005	<0.0001	<0.0001	<0.0001	<0.0001	<0.0001	<0.0001	<0.0001
	10/12/2017	< 0.002	<0.005	<0.005	< 0.005	<0.0001	<0.0001	<0.0001	<0.0001	<0.0001	<0.0001	<0.0001
	12/6/2017	< 0.002	<0.005	<0.005	< 0.005	<0.0001	<0.0001	<0.0001	<0.0001	<0.0001	<0.0001	<0.0001
	6/26/2018	< 0.0005	< 0.002	< 0.002	< 0.002	<0.0001	<0.0001	<0.0001	<0.0001	<0.0001	<0.0001	<0.0001
	9/18/2018	< 0.0005	< 0.002	< 0.002	< 0.002	<0.0001	<0.0001	<0.0001	<0.0001	<0.0001	<0.0001	<0.0001
	12/4/2018	< 0.0005	< 0.002	< 0.002	< 0.002	<0.0001	<0.0001	<0.0001	<0.0001 BU	<0.0001 BU	<0.0001 BU	<0.0001 BU
	3/6/2019	< 0.0005	< 0.002	< 0.002	< 0.002	<0.0001	<0.0001	<0.0001	<0.0001	<0.0001	<0.0001	<0.0002
	5/14/2019	< 0.0005	< 0.002	< 0.002	< 0.004	0.000283	0.000283	<0.0001	<0.0001	<0.0001	<0.0001	<0.0002
UMW-306	7/5/2017	< 0.002	< 0.0005	< 0.0005	< 0.005	<0.0001	<0.0001	<0.0001	<0.0001	<0.0001	<0.0001	<0.0001
	10/11/2017	< 0.002	< 0.0005	< 0.0005	< 0.005	<0.0001	<0.0001	<0.0001	<0.0001	<0.0001	<0.0001	<0.0001
	12/6/2017	< 0.002	< 0.0005	< 0.0005	< 0.005	<0.0001	<0.0001	<0.0001	<0.0001	<0.0001	<0.0001	<0.0001
	6/26/2018	< 0.0005	< 0.002	< 0.002	< 0.002	<0.0001	<0.0001	<0.0001	<0.0001	<0.0001	<0.0001	<0.0001
	9/18/2018	< 0.0005	< 0.002	< 0.002	< 0.002	<0.0001	<0.0001	<0.0001	<0.0001	<0.0001	<0.0001	<0.0001
	12/4/2018	< 0.0005	< 0.002	< 0.002	< 0.002	<0.0001	<0.0001	<0.0001	<0.0001	<0.0001	<0.0001 UJ	<0.0001
	3/6/2019	< 0.0005	< 0.002	< 0.002	< 0.002	<0.0001	<0.0001	<0.0001	<0.0001	<0.0001	<0.0001	<0.0002
	5/14/2019	< 0.0005	< 0.002	< 0.002	< 0.004	<0.0001	<0.0001	<0.0001	<0.0001	<0.0001	<0.0001	<0.0002
UMW-307	7/5/2017	< 0.002	< 0.0005	< 0.0005	< 0.005	<0.0001	<0.0001	<0.0001	0.00006	<0.0001	<0.0001	<0.0001
	10/11/2017	< 0.002	< 0.0005	< 0.0005	< 0.005	<0.0001	<0.0001	<0.0001	<0.0001	<0.0001	<0.0001	<0.0001
	12/6/2017	< 0.002	< 0.0005	< 0.0005	< 0.005	<0.0001	<0.0001	<0.0001	<0.0001	<0.0001	<0.0001	<0.0001
	6/26/2018	< 0.0005	< 0.002	< 0.002	< 0.002	<0.0001	<0.0001	<0.0001	<0.0001	<0.0001	<0.0001	<0.0001
	9/18/2018	< 0.0005	< 0.002	< 0.002	< 0.002	<0.0001	<0.0001	<0.0001	<0.0001	<0.0001	<0.0001	<0.0001
	12/4/2018	< 0.0005	< 0.002	< 0.002	< 0.002	<0.0001	<0.0001	<0.0001	<0.0001	<0.0001	<0.0001 UJ	<0.0001
	3/6/2019	< 0.0005	< 0.002	< 0.002	< 0.002	<0.0001	<0.0001	<0.0001	<0.0001	<0.0001	<0.0001	<0.0002
	5/14/2019	< 0.0005	< 0.002	< 0.002	< 0.004	<0.0001	<0.0001	<0.0001	<0.0001	<0.0001	<0.0001	<0.0002
UMW-308	7/7/2017	< 0.002	< 0.0005	< 0.0005	< 0.005	<0.0001	<0.0001	<0.0001	<0.0001	<0.0001	<0.0001	<0.0001
	10/13/2017	< 0.002	< 0.0005	< 0.0005	< 0.005	<0.0001	<0.0001	<0.0001	<0.0001	<0.0001	<0.0001	<0.0001
	12/7/2017	< 0.002	< 0.0005	< 0.0005	< 0.005	<0.0001	<0.0001	<0.0001	<0.0001	<0.0001	<0.0001	<0.0001
	6/27/2018	< 0.0005	< 0.002	< 0.002	< 0.002	<0.0001	<0.0001	<0.0001	<0.0001	<0.0001	<0.0001	<0.0001
	9/19/2018	< 0.0005	< 0.002	< 0.002	< 0.002	<0.0001	<0.0001	0.000134	<0.0001	<0.0001	<0.0001	<0.0001
	12/4/2018	< 0.0005	< 0.002	< 0.002	< 0.002	<0.0001	<0.0001	<0.0001	<0.0001	<0.0001	<0.0001 UJ	<0.0001
	3/6/2019	< 0.0005	< 0.002	< 0.002	< 0.002	<0.0001	<0.0001	<0.0001	<0.0001	<0.0001	<0.0001	<0.0002
	5/15/2019	< 0.0005	< 0.002	< 0.002	< 0.004	<0.0001	<0.0001	<0.0001	<0.0001	<0.0001	<0.0001	<0.0002

TABLE 3
Analytical Results by Parameter
July 2017 to May 2019
Ameren - Champaign FMGP Site
Champaign, Illinois

Notes:
 Exceeds RO for Class I Groundwater Ingestion
 Exceeds RO for Class II Groundwater Ingestion
Bold Exceeds RO for Groundwater Inhalation - Diffusion and Advection for Residential

Well ID	Date Sampled	Benzo(k) fluoranthene (mg/L)	Chrysene (mg/L)	Dibenzo(a,h) anthracene (mg/L)	Fluoranthene (mg/L)	Fluorene (mg/L)	Indeno(1,2,3-cd) pyrene (mg/L)	Naphthalene (mg/L)	Phenanthrene (mg/L)	Pyrene (mg/L)	Cyanide, total (mg/L)
UMW-305	7/6/2017	<0.0001	<0.0001	<0.0001	<0.0001	<0.0001	<0.0001	<0.0001	<0.0001	<0.0001	0.008
	10/12/2017	<0.0001	<0.0001	<0.0001	<0.0001	<0.0001	<0.0001	0.00043	<0.0001	<0.0001	0.009
	12/6/2017	<0.0001	<0.0001	<0.0001	<0.0001	<0.0001	<0.0001	0.00043	<0.0001	<0.0001	0.012
	6/26/2018	<0.0001	<0.0001	<0.0001	<0.0002	<0.0001	<0.0001	0.000366	<0.0004	<0.0001	0.014
	9/18/2018	<0.0001	<0.0001	<0.0001	<0.0002	<0.0001	<0.0001	<0.0002	<0.0004	<0.0001	0.012
	12/4/2018	<0.0001 BU	<0.0001 BU	<0.0001 BU	<0.0002	<0.0001	<0.0001 BU	<0.0002	<0.0004	<0.0002	0.011
	3/6/2019	<0.0001	<0.0001	<0.0001	<0.0002 UJ	<0.0001	<0.0001	<0.0002	<0.0004	<0.0002	0.007
	5/14/2019	<0.0001	<0.0001	<0.0001	<0.0002	0.000113	<0.0001	0.910	<0.0004	<0.0002	0.011
UMW-306	7/5/2017	<0.0001	<0.0001	<0.0001	<0.0001	<0.0001	<0.0001	<0.0001	<0.0001	<0.0001	0.036
	10/11/2017	<0.0001	<0.0001	<0.0001	<0.0001	<0.0001	<0.0001	<0.0001	<0.0001	<0.0001	0.033
	12/6/2017	<0.0001	<0.0001	<0.0001	<0.0001	<0.0001	<0.0001	<0.0001	<0.0001	<0.0001	0.014
	6/26/2018	<0.0001	<0.0001	<0.0001	<0.0002	<0.0001	<0.0001	<0.0002	<0.0004	<0.0001	0.018
	9/18/2018	<0.0001	<0.0001	<0.0001	<0.0002	<0.0001	<0.0001	<0.0002	<0.0004	<0.0001	0.019
	12/4/2018	<0.0001	<0.0001	<0.0001	<0.0002 SU	<0.0001	<0.0001	<0.0002	<0.0004	<0.0002 SU	0.014
	3/6/2019	<0.0001	<0.0001	<0.0001	<0.0002	<0.0001	<0.0001	<0.0002	<0.0004	<0.0002	0.014
	5/14/2019	<0.0001	<0.0001	<0.0001	<0.0002	<0.0001	<0.0001	0.000352	<0.0004	<0.0002	0.014
UMW-307	7/5/2017	<0.0001	<0.0001	<0.0001	<0.0001	<0.0001	<0.0001	<0.0001	<0.0001	<0.0001	0.028
	10/11/2017	<0.0001	<0.0001	<0.0001	<0.0001	<0.0001	<0.0001	<0.0001	<0.0001	<0.0001	0.027
	12/6/2017	<0.0001	<0.0001	<0.0001	<0.0001	<0.0001	<0.0001	<0.0001	<0.0001	<0.0001	0.043
	6/26/2018	<0.0001	<0.0001	<0.0001	<0.0002	<0.0001	<0.0001	<0.0002	<0.0004	<0.0001	0.048
	9/18/2018	<0.0001	<0.0001	<0.0001	<0.0002	<0.0001	<0.0001	<0.0002	<0.0004	<0.0001	0.053
	12/4/2018	<0.0001	<0.0001	<0.0001	<0.0002	<0.0001	<0.0001	<0.0002	<0.0004	<0.0002	0.046
	3/6/2019	<0.0001	<0.0001	<0.0001	<0.0002	<0.0001	<0.0001	<0.0002	<0.0004	<0.0002	0.056
	5/14/2019	<0.0001	<0.0001	<0.0001	<0.0002	<0.0001	<0.0001	<0.0002	<0.0004	<0.0002	0.046
UMW-308	7/7/2017	<0.0001	<0.0001	<0.0001	<0.0001	<0.0001	<0.0001	<0.0001	<0.0001	<0.0001	0.021
	10/13/2017	<0.0001	<0.0001	<0.0001	<0.0001	<0.0001	<0.0001	<0.0001	<0.0001	<0.0001	0.02
	12/7/2017	<0.0001	<0.0001	<0.0001	<0.0001	<0.0001	<0.0001	<0.0001	<0.0001	<0.0001	<0.005
	6/27/2018	<0.0001	<0.0001	<0.0001	<0.0002	<0.0001	<0.0001	<0.0002	<0.0004	<0.0001	0.022
	9/19/2018	<0.0001	<0.0001	<0.0001	<0.0002	<0.0001	<0.0001	0.005	<0.0004	0.000107	0.018
	12/4/2018	<0.0001	<0.0001	<0.0001	<0.0002	<0.0001	<0.0001	<0.00025 U	<0.0004	<0.0002	0.018
	3/6/2019	<0.0001	<0.0001	<0.0001	<0.0002	<0.0001	<0.0001	<0.0002	<0.0004	<0.0002	0.011
	5/15/2019	<0.0001	<0.0001	<0.0001	<0.0002	<0.0001	<0.0001	<0.0002	<0.0004	<0.0002	0.022

Notes:
< = Compound not detected at concentrations above the laboratory reporting detection limit.
The laboratory reporting detection limit is shown.
Empty cells = not analyzed
N = Normal Environmental Sample
FD = Field Duplicate Sample
EB = Equipment Blank Sample
TB = Trip Blank Sample
NS = No Standard
mg/L = milligrams per liter
Qualifiers - Inorganic:
B = Reported value is < CRDL, but >= IDL
BU = Compound was found in the blank and sample; analyte was analyzed but not detected.
Interpreted Qualifiers:
U = Nondetected
UU = Nondetected, estimated report limit
J- = Detected Results are estimated with a low bias
J+ = Detected Results are estimated with a high bias
R = RPD outside accepted recovery limits
All analyses performed by TekLab.
CLASS I GROUNDWATER INGESTION = IEPA TACO Tier 1 CLASS I GROUNDWATER INGESTION.
CLASS II GROUNDWATER INGESTION = IEPA TACO Tier 1 CLASS II GROUNDWATER INGESTION.
GW INHALATION DIFFUSION & ADVECTION RESIDENTIAL = IEPA TACO Tier 1 GW INHALATION DIFFUSION & ADVECTION RESIDENTIAL.
Non-TACO Class I and Class II Groundwater Objectives applied for Acenaphthylene, Benzo(g,h)perylene, and Phenanthrene. (Revision Date 3/31/2016)

Attachment 1

Laboratory Analytical Report

May 29, 2019

Greg Moore
ERM
2 CityPlace Drive, Suite 70
St. Louis, MO 63141
TEL: (314) 238-6162
FAX:



RE: Champaign GW

WorkOrder: 19051182

Dear Greg Moore:

TEKLAB, INC received 33 samples on 5/16/2019 4:05:00 PM for the analysis presented in the following report.

Samples are analyzed on an as received basis unless otherwise requested and documented. The sample results contained in this report relate only to the requested analytes of interest as directed on the chain of custody. NELAP accredited fields of testing are indicated by the letters NELAP under the Certification column. Unless otherwise documented within this report, Teklab Inc. analyzes samples utilizing the most current methods in compliance with 40CFR. All tests are performed in the Collinsville, IL laboratory unless otherwise noted in the Case Narrative.

All quality control criteria applicable to the test methods employed for this project have been satisfactorily met and are in accordance with NELAP except where noted. The following report shall not be reproduced, except in full, without the written approval of Teklab, Inc.

If you have any questions regarding these tests results, please feel free to call.

Sincerely,



Elizabeth A. Hurley
Project Manager
(618)344-1004 ex 33
ehurley@teklabinc.com



Report Contents

<http://www.teklabinc.com/>

Client: ERM

Work Order: 19051182

Client Project: Champaign GW

Report Date: 29-May-2019

This reporting package includes the following:

Cover Letter	1
Report Contents	2
Definitions	3
Case Narrative	4
Accreditations	5
Laboratory Results	6
Sample Summary	39
Dates Report	40
Quality Control Results	49
Receiving Check List	68
Chain of Custody	Appended

Client: ERM

Work Order: 19051182

Client Project: Champaign GW

Report Date: 29-May-2019

Abbr Definition

- * Analytes on report marked with an asterisk are not NELAP accredited
- CCV Continuing calibration verification is a check of a standard to determine the state of calibration of an instrument between recalibration.
- CRQL A Client Requested Quantitation Limit is a reporting limit that varies according to customer request. The CRQL may not be less than the MDL.
- DF Dilution factor is the dilution performed during analysis only and does not take into account any dilutions made during sample preparation. The reported result is final and includes all dilution factors.
- DNI Did not ignite
- DUP Laboratory duplicate is a replicate aliquot prepared under the same laboratory conditions and independently analyzed to obtain a measure of precision.
- ICV Initial calibration verification is a check of a standard to determine the state of calibration of an instrument before sample analysis is initiated.
- IDPH IL Dept. of Public Health
- LCS Laboratory control sample is a sample matrix, free from the analytes of interest, spiked with verified known amounts of analytes and analyzed exactly like a sample to establish intra-laboratory or analyst specific precision and bias or to assess the performance of all or a portion of the measurement system.
- LCSD Laboratory control sample duplicate is a replicate laboratory control sample that is prepared and analyzed in order to determine the precision of the approved test method. The acceptable recovery range is listed in the QC Package (provided upon request).
- MBLK Method blank is a sample of a matrix similar to the batch of associated sample (when available) that is free from the analytes of interest and is processed simultaneously with and under the same conditions as samples through all steps of the analytical procedures, and in which no target analytes or interferences should present at concentrations that impact the analytical results for sample analyses.
- MDL "The method detection limit is defined as the minimum measured concentration of a substance that can be reported with 99% confidence that the measured concentration is distinguishable from method blank results."
- MS Matrix spike is an aliquot of matrix fortified (spiked) with known quantities of specific analytes that is subjected to the entire analytical procedures in order to determine the effect of the matrix on an approved test method's recovery system. The acceptable recovery range is listed in the QC Package (provided upon request).
- MSD Matrix spike duplicate means a replicate matrix spike that is prepared and analyzed in order to determine the precision of the approved test method. The acceptable recovery range is listed in the QC Package (provided upon request).
- MW Molecular weight
- ND Not Detected at the Reporting Limit
- NELAP NELAP Accredited
- PQL Practical quantitation limit means the lowest level that can be reliably achieved within specified limits of precision and accuracy during routine laboratory operation conditions.
- RL The reporting limit the lowest level that the data is displayed in the final report. The reporting limit may vary according to customer request or sample dilution. The reporting limit may not be less than the MDL.
- RPD Relative percent difference is a calculated difference between two recoveries (ie. MS/MSD). The acceptable recovery limit is listed in the QC Package (provided upon request).
- SPK The spike is a known mass of target analyte added to a blank sample or sub-sample; used to determine recovery deficiency or for other quality control purposes.
- Surr Surrogates are compounds which are similar to the analytes of interest in chemical composition and behavior in the analytical process, but which are not normally found in environmental samples.
- TIC Tentatively identified compound: Analytes tentatively identified in the sample by using a library search. Only results not in the calibration standard will be reported as tentatively identified compounds. Results for tentatively identified compounds that are not present in the calibration standard, but are assigned a specific chemical name based upon the library search, are calculated using total peak areas from reconstructed ion chromatograms and a response factor of one. The nearest Internal Standard is used for the calculation. The results of any TICs must be considered estimated, and are flagged with a "T". If the estimated result is above the calibration range it is flagged "ET"
- TNTC Too numerous to count (> 200 CFU)

Qualifiers

- | | |
|---|--|
| # - Unknown hydrocarbon | B - Analyte detected in associated Method Blank |
| C - RL shown is a Client Requested Quantitation Limit | E - Value above quantitation range |
| H - Holding times exceeded | I - Associated internal standard was outside method criteria |
| J - Analyte detected below quantitation limits | M - Manual Integration used to determine area response |
| ND - Not Detected at the Reporting Limit | R - RPD outside accepted recovery limits |
| S - Spike Recovery outside recovery limits | T - TIC(Tentatively identified compound) |
| X - Value exceeds Maximum Contaminant Level | |

Client: ERM

Work Order: 19051182

Client Project: Champaign GW

Report Date: 29-May-2019

Cooler Receipt Temp: 0.60 °C

Locations

Collinsville

Address 5445 Horseshoe Lake Road
Collinsville, IL 62234-7425
Phone (618) 344-1004
Fax (618) 344-1005
Email jhriley@teklabinc.com

Collinsville Air

Address 5445 Horseshoe Lake Road
Collinsville, IL 62234-7425
Phone (618) 344-1004
Fax (618) 344-1005
Email EHurley@teklabinc.com

Springfield

Address 3920 Pintail Dr
Springfield, IL 62711-9415
Phone (217) 698-1004
Fax (217) 698-1005
Email KKlostermann@teklabinc.com

Chicago

Address 1319 Butterfield Rd.
Downers Grove, IL 60515
Phone (630) 324-6855
Fax
Email arenner@teklabinc.com

Kansas City

Address 8421 Nieman Road
Lenexa, KS 66214
Phone (913) 541-1998
Fax (913) 541-1998
Email jhriley@teklabinc.com



Accreditations

<http://www.teklabinc.com/>

Client: ERM

Work Order: 19051182

Client Project: Champaign GW

Report Date: 29-May-2019

State	Dept	Cert #	NELAP	Exp Date	Lab
Illinois	IEPA	100226	NELAP	1/31/2020	Collinsville
Kansas	KDHE	E-10374	NELAP	4/30/2020	Collinsville
Louisiana	LDEQ	166493	NELAP	6/30/2019	Collinsville
Louisiana	LDEQ	166578	NELAP	6/30/2019	Collinsville
Oklahoma	ODEQ	9978	NELAP	8/31/2019	Collinsville
Arkansas	ADEQ	88-0966		3/14/2020	Collinsville
Illinois	IDPH	17584		5/31/2019	Collinsville
Indiana	ISDH	C-IL-06		1/31/2020	Collinsville
Kentucky	KDEP	98006		12/31/2019	Collinsville
Kentucky	UST	0073		1/31/2020	Collinsville
Louisiana	LDPH	LA016		12/31/2019	Collinsville
Missouri	MDNR	930		1/31/2022	Collinsville
Missouri	MDNR	00930		5/31/2019	Collinsville
Tennessee	TDEC	04905		1/31/2020	Collinsville

Client: ERM
 Client Project: Champaign GW
 Lab ID: 19051182-001
 Matrix: GROUNDWATER

Work Order: 19051182
 Report Date: 29-May-2019
 Client Sample ID: UMW-102-WG-20190513
 Collection Date: 05/13/2019 14:30

Analyses	Certification	RL	Qual	Result	Units	DF	Date Analyzed	Batch
SW-846 9012A (TOTAL)								
Cyanide	NELAP	0.005		< 0.005	mg/L	1	05/20/2019 15:11	153412
SW-846 3005A, 6010B, METALS BY ICP (TOTAL)								
Arsenic	NELAP	0.0250		< 0.0250	mg/L	1	05/20/2019 20:56	153394
Barium	NELAP	0.0025		0.0676	mg/L	1	05/20/2019 20:56	153394
Cadmium	NELAP	0.0020		< 0.0020	mg/L	1	05/20/2019 20:56	153394
Chromium	NELAP	0.0050		< 0.0050	mg/L	1	05/20/2019 20:56	153394
Lead	NELAP	0.0075		< 0.0075	mg/L	1	05/20/2019 20:56	153394
Selenium	NELAP	0.0400		< 0.0400	mg/L	1	05/20/2019 20:56	153394
Silver	NELAP	0.0070		< 0.0070	mg/L	1	05/20/2019 20:56	153394
SW-846 7470A (TOTAL)								
Mercury	NELAP	0.00020		< 0.00020	mg/L	1	05/20/2019 9:46	153405
SW-846 3510C,8270C, SEMI-VOLATILE ORGANIC COMPOUNDS								
Acenaphthene	NELAP	0.000100		ND	mg/L	1	05/20/2019 16:12	153437
Acenaphthylene	NELAP	0.000100		ND	mg/L	1	05/20/2019 16:12	153437
Anthracene	NELAP	0.000100		ND	mg/L	1	05/20/2019 16:12	153437
Benzo(a)anthracene	NELAP	0.000100		ND	mg/L	1	05/20/2019 16:12	153437
Benzo(a)pyrene	NELAP	0.000100		ND	mg/L	1	05/20/2019 16:12	153437
Benzo(b)fluoranthene	NELAP	0.000100		ND	mg/L	1	05/20/2019 16:12	153437
Benzo(g,h,i)perylene	NELAP	0.000200		ND	mg/L	1	05/20/2019 16:12	153437
Benzo(k)fluoranthene	NELAP	0.000100		ND	mg/L	1	05/20/2019 16:12	153437
Chrysene	NELAP	0.000100		ND	mg/L	1	05/20/2019 16:12	153437
Dibenzo(a,h)anthracene	NELAP	0.000100		ND	mg/L	1	05/20/2019 16:12	153437
Fluoranthene	NELAP	0.000200		ND	mg/L	1	05/20/2019 16:12	153437
Fluorene	NELAP	0.000100		ND	mg/L	1	05/20/2019 16:12	153437
Indeno(1,2,3-cd)pyrene	NELAP	0.000100		ND	mg/L	1	05/20/2019 16:12	153437
Naphthalene	NELAP	0.000200		ND	mg/L	1	05/20/2019 16:12	153437
Phenanthrene	NELAP	0.000400		ND	mg/L	1	05/20/2019 16:12	153437
Pyrene	NELAP	0.000200		ND	mg/L	1	05/20/2019 16:12	153437
Surr: 2-Fluorobiphenyl	*	21.4-142		76.6	%REC	1	05/20/2019 16:12	153437
Surr: Nitrobenzene-d5	*	15-163		82.4	%REC	1	05/20/2019 16:12	153437
Surr: p-Terphenyl-d14	*	10-173		119.1	%REC	1	05/20/2019 16:12	153437
SW-846 5030, 8260B, VOLATILE ORGANIC COMPOUNDS BY GC/MS								
Benzene	NELAP	0.5		ND	µg/L	1	05/20/2019 16:13	153487
Ethylbenzene	NELAP	2.0		ND	µg/L	1	05/20/2019 16:13	153487
Toluene	NELAP	2.0		ND	µg/L	1	05/20/2019 16:13	153487
Xylenes, Total	NELAP	4.0		ND	µg/L	1	05/20/2019 16:13	153487
Surr: 1,2-Dichloroethane-d4	*	79.6-118		98.3	%REC	1	05/20/2019 16:13	153487
Surr: 4-Bromofluorobenzene	*	83.9-115		103.1	%REC	1	05/20/2019 16:13	153487
Surr: Dibromofluoromethane	*	84.9-113		101.4	%REC	1	05/20/2019 16:13	153487
Surr: Toluene-d8	*	86.7-112		99.0	%REC	1	05/20/2019 16:13	153487

Client: ERM
 Client Project: Champaign GW
 Lab ID: 19051182-002
 Matrix: GROUNDWATER

Work Order: 19051182
 Report Date: 29-May-2019
 Client Sample ID: UMW-105-WG-20190515
 Collection Date: 05/15/2019 8:55

Analyses	Certification	RL	Qual	Result	Units	DF	Date Analyzed	Batch
SW-846 9012A (TOTAL)								
Cyanide	NELAP	0.005		0.044	mg/L	1	05/20/2019 15:15	153412
SW-846 3005A, 6010B, METALS BY ICP (TOTAL)								
Arsenic	NELAP	0.0250		< 0.0250	mg/L	1	05/20/2019 21:00	153394
Barium	NELAP	0.0025		0.0502	mg/L	1	05/20/2019 21:00	153394
Cadmium	NELAP	0.0020		< 0.0020	mg/L	1	05/20/2019 21:00	153394
Chromium	NELAP	0.0050		< 0.0050	mg/L	1	05/20/2019 21:00	153394
Lead	NELAP	0.0075		< 0.0075	mg/L	1	05/20/2019 21:00	153394
Selenium	NELAP	0.0400		< 0.0400	mg/L	1	05/20/2019 21:00	153394
Silver	NELAP	0.0070		< 0.0070	mg/L	1	05/20/2019 21:00	153394
SW-846 7470A (TOTAL)								
Mercury	NELAP	0.00020		< 0.00020	mg/L	1	05/20/2019 9:57	153405
SW-846 3510C,8270C, SEMI-VOLATILE ORGANIC COMPOUNDS								
Acenaphthene	NELAP	0.000100		ND	mg/L	1	05/22/2019 17:03	153467
Acenaphthylene	NELAP	0.000100		ND	mg/L	1	05/22/2019 17:03	153467
Anthracene	NELAP	0.000100		ND	mg/L	1	05/22/2019 17:03	153467
Benzo(a)anthracene	NELAP	0.000100		ND	mg/L	1	05/22/2019 17:03	153467
Benzo(a)pyrene	NELAP	0.000100		ND	mg/L	1	05/22/2019 17:03	153467
Benzo(b)fluoranthene	NELAP	0.000100		ND	mg/L	1	05/22/2019 17:03	153467
Benzo(g,h,i)perylene	NELAP	0.000200		ND	mg/L	1	05/22/2019 17:03	153467
Benzo(k)fluoranthene	NELAP	0.000100		ND	mg/L	1	05/22/2019 17:03	153467
Chrysene	NELAP	0.000100		ND	mg/L	1	05/22/2019 17:03	153467
Dibenzo(a,h)anthracene	NELAP	0.000100		ND	mg/L	1	05/22/2019 17:03	153467
Fluoranthene	NELAP	0.000200		ND	mg/L	1	05/22/2019 17:03	153467
Fluorene	NELAP	0.000100		ND	mg/L	1	05/22/2019 17:03	153467
Indeno(1,2,3-cd)pyrene	NELAP	0.000100		ND	mg/L	1	05/22/2019 17:03	153467
Naphthalene	NELAP	0.000200		ND	mg/L	1	05/22/2019 17:03	153467
Phenanthrene	NELAP	0.000400		ND	mg/L	1	05/22/2019 17:03	153467
Pyrene	NELAP	0.000200		ND	mg/L	1	05/22/2019 17:03	153467
Surr: 2-Fluorobiphenyl	*	21.4-142		83.2	%REC	1	05/22/2019 17:03	153467
Surr: Nitrobenzene-d5	*	15-163		89.0	%REC	1	05/22/2019 17:03	153467
Surr: p-Terphenyl-d14	*	10-173		112.0	%REC	1	05/22/2019 17:03	153467
SW-846 5030, 8260B, VOLATILE ORGANIC COMPOUNDS BY GC/MS								
Benzene	NELAP	0.5		ND	µg/L	1	05/20/2019 16:39	153487
Ethylbenzene	NELAP	2.0		ND	µg/L	1	05/20/2019 16:39	153487
Toluene	NELAP	2.0		ND	µg/L	1	05/20/2019 16:39	153487
Xylenes, Total	NELAP	4.0		ND	µg/L	1	05/20/2019 16:39	153487
Surr: 1,2-Dichloroethane-d4	*	79.6-118		96.6	%REC	1	05/20/2019 16:39	153487
Surr: 4-Bromofluorobenzene	*	83.9-115	S	118.7	%REC	1	05/20/2019 16:39	153487
Surr: Dibromofluoromethane	*	84.9-113		99.2	%REC	1	05/20/2019 16:39	153487
Surr: Toluene-d8	*	86.7-112		99.7	%REC	1	05/20/2019 16:39	153487

Surrogate recovery is outside control limits due to matrix interference.

Client: ERM
 Client Project: Champaign GW
 Lab ID: 19051182-003
 Matrix: GROUNDWATER

Work Order: 19051182
 Report Date: 29-May-2019
 Client Sample ID: UMW-106R-WG-20190514
 Collection Date: 05/14/2019 11:50

Analyses	Certification	RL	Qual	Result	Units	DF	Date Analyzed	Batch
SW-846 9012A (TOTAL)								
Cyanide	NELAP	0.005		0.007	mg/L	1	05/20/2019 15:24	153412
SW-846 3005A, 6010B, METALS BY ICP (TOTAL)								
Arsenic	NELAP	0.0250		< 0.0250	mg/L	1	05/20/2019 21:04	153394
Barium	NELAP	0.0025		0.0648	mg/L	1	05/20/2019 21:04	153394
Cadmium	NELAP	0.0020		< 0.0020	mg/L	1	05/20/2019 21:04	153394
Chromium	NELAP	0.0050		< 0.0050	mg/L	1	05/20/2019 21:04	153394
Lead	NELAP	0.0075		< 0.0075	mg/L	1	05/20/2019 21:04	153394
Selenium	NELAP	0.0400		< 0.0400	mg/L	1	05/20/2019 21:04	153394
Silver	NELAP	0.0070		< 0.0070	mg/L	1	05/20/2019 21:04	153394
SW-846 7470A (TOTAL)								
Mercury	NELAP	0.00020		< 0.00020	mg/L	1	05/20/2019 10:00	153405
SW-846 3510C,8270C, SEMI-VOLATILE ORGANIC COMPOUNDS								
Acenaphthene	NELAP	0.000100		ND	mg/L	1	05/21/2019 17:42	153467
Acenaphthylene	NELAP	0.000100		ND	mg/L	1	05/21/2019 17:42	153467
Anthracene	NELAP	0.000100		ND	mg/L	1	05/21/2019 17:42	153467
Benzo(a)anthracene	NELAP	0.000100		ND	mg/L	1	05/21/2019 17:42	153467
Benzo(a)pyrene	NELAP	0.000100		ND	mg/L	1	05/21/2019 17:42	153467
Benzo(b)fluoranthene	NELAP	0.000100		ND	mg/L	1	05/21/2019 17:42	153467
Benzo(g,h,i)perylene	NELAP	0.000200		ND	mg/L	1	05/21/2019 17:42	153467
Benzo(k)fluoranthene	NELAP	0.000100		ND	mg/L	1	05/21/2019 17:42	153467
Chrysene	NELAP	0.000100		ND	mg/L	1	05/21/2019 17:42	153467
Dibenzo(a,h)anthracene	NELAP	0.000100		ND	mg/L	1	05/21/2019 17:42	153467
Fluoranthene	NELAP	0.000200		ND	mg/L	1	05/21/2019 17:42	153467
Fluorene	NELAP	0.000100		ND	mg/L	1	05/21/2019 17:42	153467
Indeno(1,2,3-cd)pyrene	NELAP	0.000100		ND	mg/L	1	05/21/2019 17:42	153467
Naphthalene	NELAP	0.000200		ND	mg/L	1	05/21/2019 17:42	153467
Phenanthrene	NELAP	0.000400		ND	mg/L	1	05/21/2019 17:42	153467
Pyrene	NELAP	0.000200		ND	mg/L	1	05/21/2019 17:42	153467
Surr: 2-Fluorobiphenyl	*	21.4-142		63.6	%REC	1	05/21/2019 17:42	153467
Surr: Nitrobenzene-d5	*	15-163		76.4	%REC	1	05/21/2019 17:42	153467
Surr: p-Terphenyl-d14	*	10-173		126.0	%REC	1	05/21/2019 17:42	153467
SW-846 5030, 8260B, VOLATILE ORGANIC COMPOUNDS BY GC/MS								
Benzene	NELAP	0.5		ND	µg/L	1	05/20/2019 17:05	153487
Ethylbenzene	NELAP	2.0		ND	µg/L	1	05/20/2019 17:05	153487
Toluene	NELAP	2.0		ND	µg/L	1	05/20/2019 17:05	153487
Xylenes, Total	NELAP	4.0		ND	µg/L	1	05/20/2019 17:05	153487
Surr: 1,2-Dichloroethane-d4	*	79.6-118		98.0	%REC	1	05/20/2019 17:05	153487
Surr: 4-Bromofluorobenzene	*	83.9-115		101.7	%REC	1	05/20/2019 17:05	153487
Surr: Dibromofluoromethane	*	84.9-113		99.9	%REC	1	05/20/2019 17:05	153487
Surr: Toluene-d8	*	86.7-112		98.1	%REC	1	05/20/2019 17:05	153487

Client: ERM
 Client Project: Champaign GW
 Lab ID: 19051182-004
 Matrix: GROUNDWATER

Work Order: 19051182
 Report Date: 29-May-2019
 Client Sample ID: UMW-107R-WG-20190514
 Collection Date: 05/14/2019 10:10

Analyses	Certification	RL	Qual	Result	Units	DF	Date Analyzed	Batch
SW-846 9012A (TOTAL)								
Cyanide	NELAP	0.050		0.406	mg/L	10	05/21/2019 9:58	153412
SW-846 3005A, 6010B, METALS BY ICP (TOTAL)								
Arsenic	NELAP	0.0250		< 0.0250	mg/L	1	05/20/2019 21:15	153394
Barium	NELAP	0.0025		0.145	mg/L	1	05/20/2019 21:15	153394
Cadmium	NELAP	0.0020		< 0.0020	mg/L	1	05/20/2019 21:15	153394
Chromium	NELAP	0.0050		< 0.0050	mg/L	1	05/20/2019 21:15	153394
Lead	NELAP	0.0075		< 0.0075	mg/L	1	05/20/2019 21:15	153394
Selenium	NELAP	0.0400		< 0.0400	mg/L	1	05/20/2019 21:15	153394
Silver	NELAP	0.0070		< 0.0070	mg/L	1	05/20/2019 21:15	153394
SW-846 7470A (TOTAL)								
Mercury	NELAP	0.00020		< 0.00020	mg/L	1	05/20/2019 10:02	153405
SW-846 3510C,8270C, SEMI-VOLATILE ORGANIC COMPOUNDS								
Acenaphthene	NELAP	0.000100		ND	mg/L	1	05/21/2019 18:21	153467
Acenaphthylene	NELAP	0.000100		ND	mg/L	1	05/21/2019 18:21	153467
Anthracene	NELAP	0.000100		ND	mg/L	1	05/21/2019 18:21	153467
Benzo(a)anthracene	NELAP	0.000100		ND	mg/L	1	05/21/2019 18:21	153467
Benzo(a)pyrene	NELAP	0.000100		ND	mg/L	1	05/21/2019 18:21	153467
Benzo(b)fluoranthene	NELAP	0.000100		ND	mg/L	1	05/21/2019 18:21	153467
Benzo(g,h,i)perylene	NELAP	0.000200		ND	mg/L	1	05/21/2019 18:21	153467
Benzo(k)fluoranthene	NELAP	0.000100		ND	mg/L	1	05/21/2019 18:21	153467
Chrysene	NELAP	0.000100		ND	mg/L	1	05/21/2019 18:21	153467
Dibenzo(a,h)anthracene	NELAP	0.000100		ND	mg/L	1	05/21/2019 18:21	153467
Fluoranthene	NELAP	0.000200		ND	mg/L	1	05/21/2019 18:21	153467
Fluorene	NELAP	0.000100		ND	mg/L	1	05/21/2019 18:21	153467
Indeno(1,2,3-cd)pyrene	NELAP	0.000100		ND	mg/L	1	05/21/2019 18:21	153467
Naphthalene	NELAP	0.000200		ND	mg/L	1	05/21/2019 18:21	153467
Phenanthrene	NELAP	0.000400		ND	mg/L	1	05/21/2019 18:21	153467
Pyrene	NELAP	0.000200		ND	mg/L	1	05/21/2019 18:21	153467
Surr: 2-Fluorobiphenyl	*	21.4-142		72.4	%REC	1	05/21/2019 18:21	153467
Surr: Nitrobenzene-d5	*	15-163		79.5	%REC	1	05/21/2019 18:21	153467
Surr: p-Terphenyl-d14	*	10-173		119.6	%REC	1	05/21/2019 18:21	153467
SW-846 5030, 8260B, VOLATILE ORGANIC COMPOUNDS BY GC/MS								
Benzene	NELAP	0.5		3.1	µg/L	1	05/20/2019 17:31	153487
Ethylbenzene	NELAP	2.0		ND	µg/L	1	05/20/2019 17:31	153487
Toluene	NELAP	2.0		ND	µg/L	1	05/20/2019 17:31	153487
Xylenes, Total	NELAP	4.0		ND	µg/L	1	05/20/2019 17:31	153487
Surr: 1,2-Dichloroethane-d4	*	79.6-118		97.4	%REC	1	05/20/2019 17:31	153487
Surr: 4-Bromofluorobenzene	*	83.9-115		101.9	%REC	1	05/20/2019 17:31	153487
Surr: Dibromofluoromethane	*	84.9-113		101.2	%REC	1	05/20/2019 17:31	153487
Surr: Toluene-d8	*	86.7-112		95.7	%REC	1	05/20/2019 17:31	153487

Client: ERM
 Client Project: Champaign GW
 Lab ID: 19051182-005
 Matrix: GROUNDWATER

Work Order: 19051182
 Report Date: 29-May-2019
 Client Sample ID: UMW-108-WG-20190514
 Collection Date: 05/14/2019 9:05

Analyses	Certification	RL	Qual	Result	Units	DF	Date Analyzed	Batch
SW-846 9012A (TOTAL)								
Cyanide	NELAP	0.005		0.021	mg/L	1	05/20/2019 15:32	153412
SW-846 3005A, 6010B, METALS BY ICP (TOTAL)								
Arsenic	NELAP	0.0250		< 0.0250	mg/L	1	05/20/2019 21:18	153394
Barium	NELAP	0.0025		0.127	mg/L	1	05/20/2019 21:18	153394
Cadmium	NELAP	0.0020		< 0.0020	mg/L	1	05/20/2019 21:18	153394
Chromium	NELAP	0.0050		< 0.0050	mg/L	1	05/20/2019 21:18	153394
Lead	NELAP	0.0075		< 0.0075	mg/L	1	05/20/2019 21:18	153394
Selenium	NELAP	0.0400		< 0.0400	mg/L	1	05/20/2019 21:18	153394
Silver	NELAP	0.0070		< 0.0070	mg/L	1	05/20/2019 21:18	153394
SW-846 7470A (TOTAL)								
Mercury	NELAP	0.00020		< 0.00020	mg/L	1	05/20/2019 10:04	153405
SW-846 3510C,8270C, SEMI-VOLATILE ORGANIC COMPOUNDS								
Acenaphthene	NELAP	0.000100		ND	mg/L	1	05/22/2019 11:01	153467
Acenaphthylene	NELAP	0.000100		ND	mg/L	1	05/22/2019 11:01	153467
Anthracene	NELAP	0.000100		ND	mg/L	1	05/22/2019 11:01	153467
Benzo(a)anthracene	NELAP	0.000100		ND	mg/L	1	05/22/2019 11:01	153467
Benzo(a)pyrene	NELAP	0.000100		ND	mg/L	1	05/22/2019 11:01	153467
Benzo(b)fluoranthene	NELAP	0.000100		ND	mg/L	1	05/22/2019 11:01	153467
Benzo(g,h,i)perylene	NELAP	0.000200		ND	mg/L	1	05/22/2019 11:01	153467
Benzo(k)fluoranthene	NELAP	0.000100		ND	mg/L	1	05/22/2019 11:01	153467
Chrysene	NELAP	0.000100		ND	mg/L	1	05/22/2019 11:01	153467
Dibenzo(a,h)anthracene	NELAP	0.000100		ND	mg/L	1	05/22/2019 11:01	153467
Fluoranthene	NELAP	0.000200		ND	mg/L	1	05/22/2019 11:01	153467
Fluorene	NELAP	0.000100		ND	mg/L	1	05/22/2019 11:01	153467
Indeno(1,2,3-cd)pyrene	NELAP	0.000100		ND	mg/L	1	05/22/2019 11:01	153467
Naphthalene	NELAP	0.000200		ND	mg/L	1	05/22/2019 11:01	153467
Phenanthrene	NELAP	0.000400		ND	mg/L	1	05/22/2019 11:01	153467
Pyrene	NELAP	0.000200		ND	mg/L	1	05/22/2019 11:01	153467
Surr: 2-Fluorobiphenyl	*	21.4-142		61.5	%REC	1	05/22/2019 11:01	153467
Surr: Nitrobenzene-d5	*	15-163		81.5	%REC	1	05/22/2019 11:01	153467
Surr: p-Terphenyl-d14	*	10-173		110.6	%REC	1	05/22/2019 11:01	153467
SW-846 5030, 8260B, VOLATILE ORGANIC COMPOUNDS BY GC/MS								
Benzene	NELAP	0.5		ND	µg/L	1	05/20/2019 17:57	153487
Ethylbenzene	NELAP	2.0		ND	µg/L	1	05/20/2019 17:57	153487
Toluene	NELAP	2.0		ND	µg/L	1	05/20/2019 17:57	153487
Xylenes, Total	NELAP	4.0		ND	µg/L	1	05/20/2019 17:57	153487
Surr: 1,2-Dichloroethane-d4	*	79.6-118		97.5	%REC	1	05/20/2019 17:57	153487
Surr: 4-Bromofluorobenzene	*	83.9-115		103.1	%REC	1	05/20/2019 17:57	153487
Surr: Dibromofluoromethane	*	84.9-113		101.3	%REC	1	05/20/2019 17:57	153487
Surr: Toluene-d8	*	86.7-112		97.1	%REC	1	05/20/2019 17:57	153487

Client: ERM
 Client Project: Champaign GW
 Lab ID: 19051182-006
 Matrix: GROUNDWATER

Work Order: 19051182
 Report Date: 29-May-2019
 Client Sample ID: UMW-109-WG-20190513
 Collection Date: 05/13/2019 17:05

Analyses	Certification	RL	Qual	Result	Units	DF	Date Analyzed	Batch
SW-846 9012A (TOTAL)								
Cyanide	NELAP	0.005		0.017	mg/L	1	05/20/2019 15:37	153412
SW-846 3005A, 6010B, METALS BY ICP (TOTAL)								
Arsenic	NELAP	0.0250		< 0.0250	mg/L	1	05/20/2019 21:33	153394
Barium	NELAP	0.0025		0.0937	mg/L	1	05/20/2019 21:33	153394
Cadmium	NELAP	0.0020		< 0.0020	mg/L	1	05/20/2019 21:33	153394
Chromium	NELAP	0.0050		0.0377	mg/L	1	05/20/2019 21:33	153394
Lead	NELAP	0.0075		< 0.0075	mg/L	1	05/20/2019 21:33	153394
Selenium	NELAP	0.0400		< 0.0400	mg/L	1	05/20/2019 21:33	153394
Silver	NELAP	0.0070		< 0.0070	mg/L	1	05/20/2019 21:33	153394
SW-846 7470A (TOTAL)								
Mercury	NELAP	0.00020		< 0.00020	mg/L	1	05/20/2019 10:11	153408
SW-846 3510C,8270C, SEMI-VOLATILE ORGANIC COMPOUNDS								
Acenaphthene	NELAP	0.000100		ND	mg/L	1	05/20/2019 16:50	153437
Acenaphthylene	NELAP	0.000100		ND	mg/L	1	05/20/2019 16:50	153437
Anthracene	NELAP	0.000100		ND	mg/L	1	05/20/2019 16:50	153437
Benzo(a)anthracene	NELAP	0.000100		ND	mg/L	1	05/20/2019 16:50	153437
Benzo(a)pyrene	NELAP	0.000100		ND	mg/L	1	05/20/2019 16:50	153437
Benzo(b)fluoranthene	NELAP	0.000100		ND	mg/L	1	05/20/2019 16:50	153437
Benzo(g,h,i)perylene	NELAP	0.000200		ND	mg/L	1	05/20/2019 16:50	153437
Benzo(k)fluoranthene	NELAP	0.000100		ND	mg/L	1	05/20/2019 16:50	153437
Chrysene	NELAP	0.000100		ND	mg/L	1	05/20/2019 16:50	153437
Dibenzo(a,h)anthracene	NELAP	0.000100		ND	mg/L	1	05/20/2019 16:50	153437
Fluoranthene	NELAP	0.000200		ND	mg/L	1	05/20/2019 16:50	153437
Fluorene	NELAP	0.000100		ND	mg/L	1	05/20/2019 16:50	153437
Indeno(1,2,3-cd)pyrene	NELAP	0.000100		ND	mg/L	1	05/20/2019 16:50	153437
Naphthalene	NELAP	0.000200		ND	mg/L	1	05/20/2019 16:50	153437
Phenanthrene	NELAP	0.000400		ND	mg/L	1	05/20/2019 16:50	153437
Pyrene	NELAP	0.000200		ND	mg/L	1	05/20/2019 16:50	153437
Surr: 2-Fluorobiphenyl	*	21.4-142		72.7	%REC	1	05/20/2019 16:50	153437
Surr: Nitrobenzene-d5	*	15-163		79.1	%REC	1	05/20/2019 16:50	153437
Surr: p-Terphenyl-d14	*	10-173		126.0	%REC	1	05/20/2019 16:50	153437
SW-846 5030, 8260B, VOLATILE ORGANIC COMPOUNDS BY GC/MS								
Benzene	NELAP	0.5		ND	µg/L	1	05/20/2019 18:24	153487
Ethylbenzene	NELAP	2.0		ND	µg/L	1	05/20/2019 18:24	153487
Toluene	NELAP	2.0		ND	µg/L	1	05/20/2019 18:24	153487
Xylenes, Total	NELAP	4.0		ND	µg/L	1	05/20/2019 18:24	153487
Surr: 1,2-Dichloroethane-d4	*	79.6-118		99.6	%REC	1	05/20/2019 18:24	153487
Surr: 4-Bromofluorobenzene	*	83.9-115		102.9	%REC	1	05/20/2019 18:24	153487
Surr: Dibromofluoromethane	*	84.9-113		100.0	%REC	1	05/20/2019 18:24	153487
Surr: Toluene-d8	*	86.7-112		98.3	%REC	1	05/20/2019 18:24	153487

Client: ERM
 Client Project: Champaign GW
 Lab ID: 19051182-007
 Matrix: GROUNDWATER

Work Order: 19051182
 Report Date: 29-May-2019
 Client Sample ID: UMW-111A-WG-20190513
 Collection Date: 05/13/2019 17:00

Analyses	Certification	RL	Qual	Result	Units	DF	Date Analyzed	Batch
SW-846 9012A (TOTAL)								
Cyanide	NELAP	0.005		< 0.005	mg/L	1	05/20/2019 16:03	153412
SW-846 3005A, 6010B, METALS BY ICP (TOTAL)								
Arsenic	NELAP	0.0250		< 0.0250	mg/L	1	05/20/2019 21:37	153394
Barium	NELAP	0.0025		0.0461	mg/L	1	05/20/2019 21:37	153394
Cadmium	NELAP	0.0020		< 0.0020	mg/L	1	05/20/2019 21:37	153394
Chromium	NELAP	0.0050		< 0.0050	mg/L	1	05/20/2019 21:37	153394
Lead	NELAP	0.0075		< 0.0075	mg/L	1	05/20/2019 21:37	153394
Selenium	NELAP	0.0400		< 0.0400	mg/L	1	05/20/2019 21:37	153394
Silver	NELAP	0.0070		< 0.0070	mg/L	1	05/20/2019 21:37	153394
SW-846 7470A (TOTAL)								
Mercury	NELAP	0.00020		< 0.00020	mg/L	1	05/20/2019 10:13	153408
SW-846 3510C,8270C, SEMI-VOLATILE ORGANIC COMPOUNDS								
Acenaphthene	NELAP	0.000100		ND	mg/L	1	05/20/2019 17:27	153437
Acenaphthylene	NELAP	0.000100		ND	mg/L	1	05/20/2019 17:27	153437
Anthracene	NELAP	0.000100		ND	mg/L	1	05/20/2019 17:27	153437
Benzo(a)anthracene	NELAP	0.000100		ND	mg/L	1	05/20/2019 17:27	153437
Benzo(a)pyrene	NELAP	0.000100		ND	mg/L	1	05/20/2019 17:27	153437
Benzo(b)fluoranthene	NELAP	0.000100		ND	mg/L	1	05/20/2019 17:27	153437
Benzo(g,h,i)perylene	NELAP	0.000200		ND	mg/L	1	05/20/2019 17:27	153437
Benzo(k)fluoranthene	NELAP	0.000100		ND	mg/L	1	05/20/2019 17:27	153437
Chrysene	NELAP	0.000100		ND	mg/L	1	05/20/2019 17:27	153437
Dibenzo(a,h)anthracene	NELAP	0.000100		ND	mg/L	1	05/20/2019 17:27	153437
Fluoranthene	NELAP	0.000200		ND	mg/L	1	05/20/2019 17:27	153437
Fluorene	NELAP	0.000100		ND	mg/L	1	05/20/2019 17:27	153437
Indeno(1,2,3-cd)pyrene	NELAP	0.000100		ND	mg/L	1	05/20/2019 17:27	153437
Naphthalene	NELAP	0.000200		ND	mg/L	1	05/20/2019 17:27	153437
Phenanthrene	NELAP	0.000400		ND	mg/L	1	05/20/2019 17:27	153437
Pyrene	NELAP	0.000200		ND	mg/L	1	05/20/2019 17:27	153437
Surr: 2-Fluorobiphenyl	*	21.4-142		84.7	%REC	1	05/20/2019 17:27	153437
Surr: Nitrobenzene-d5	*	15-163		88.9	%REC	1	05/20/2019 17:27	153437
Surr: p-Terphenyl-d14	*	10-173		119.5	%REC	1	05/20/2019 17:27	153437
SW-846 5030, 8260B, VOLATILE ORGANIC COMPOUNDS BY GC/MS								
Benzene	NELAP	0.5		ND	µg/L	1	05/20/2019 18:50	153487
Ethylbenzene	NELAP	2.0		ND	µg/L	1	05/20/2019 18:50	153487
Toluene	NELAP	2.0		ND	µg/L	1	05/20/2019 18:50	153487
Xylenes, Total	NELAP	4.0		ND	µg/L	1	05/20/2019 18:50	153487
Surr: 1,2-Dichloroethane-d4	*	79.6-118		99.8	%REC	1	05/20/2019 18:50	153487
Surr: 4-Bromofluorobenzene	*	83.9-115		103.4	%REC	1	05/20/2019 18:50	153487
Surr: Dibromofluoromethane	*	84.9-113		101.3	%REC	1	05/20/2019 18:50	153487
Surr: Toluene-d8	*	86.7-112		97.9	%REC	1	05/20/2019 18:50	153487

Client: ERM
 Client Project: Champaign GW
 Lab ID: 19051182-008
 Matrix: GROUNDWATER

Work Order: 19051182
 Report Date: 29-May-2019
 Client Sample ID: UMW-116-WG-20190514
 Collection Date: 05/14/2019 10:30

Analyses	Certification	RL	Qual	Result	Units	DF	Date Analyzed	Batch
SW-846 9012A (TOTAL)								
Cyanide	NELAP	0.005		< 0.005	mg/L	1	05/20/2019 16:07	153413
SW-846 3005A, 6010B, METALS BY ICP (TOTAL)								
Arsenic	NELAP	0.0250		< 0.0250	mg/L	1	05/20/2019 21:40	153394
Barium	NELAP	0.0025		0.0755	mg/L	1	05/20/2019 21:40	153394
Cadmium	NELAP	0.0020		< 0.0020	mg/L	1	05/20/2019 21:40	153394
Chromium	NELAP	0.0050		0.475	mg/L	1	05/20/2019 21:40	153394
Lead	NELAP	0.0075		< 0.0075	mg/L	1	05/20/2019 21:40	153394
Selenium	NELAP	0.0400		< 0.0400	mg/L	1	05/20/2019 21:40	153394
Silver	NELAP	0.0070		< 0.0070	mg/L	1	05/20/2019 21:40	153394
SW-846 7470A (TOTAL)								
Mercury	NELAP	0.00020		< 0.00020	mg/L	1	05/20/2019 10:20	153408
SW-846 3510C,8270C, SEMI-VOLATILE ORGANIC COMPOUNDS								
Acenaphthene	NELAP	0.000100		ND	mg/L	1	05/22/2019 11:41	153467
Acenaphthylene	NELAP	0.000100		ND	mg/L	1	05/22/2019 11:41	153467
Anthracene	NELAP	0.000100		ND	mg/L	1	05/22/2019 11:41	153467
Benzo(a)anthracene	NELAP	0.000100		ND	mg/L	1	05/22/2019 11:41	153467
Benzo(a)pyrene	NELAP	0.000100		ND	mg/L	1	05/22/2019 11:41	153467
Benzo(b)fluoranthene	NELAP	0.000100		ND	mg/L	1	05/22/2019 11:41	153467
Benzo(g,h,i)perylene	NELAP	0.000200		ND	mg/L	1	05/22/2019 11:41	153467
Benzo(k)fluoranthene	NELAP	0.000100		ND	mg/L	1	05/22/2019 11:41	153467
Chrysene	NELAP	0.000100		ND	mg/L	1	05/22/2019 11:41	153467
Dibenzo(a,h)anthracene	NELAP	0.000100		ND	mg/L	1	05/22/2019 11:41	153467
Fluoranthene	NELAP	0.000200		ND	mg/L	1	05/22/2019 11:41	153467
Fluorene	NELAP	0.000100		ND	mg/L	1	05/22/2019 11:41	153467
Indeno(1,2,3-cd)pyrene	NELAP	0.000100		ND	mg/L	1	05/22/2019 11:41	153467
Naphthalene	NELAP	0.000200		ND	mg/L	1	05/22/2019 11:41	153467
Phenanthrene	NELAP	0.000400		ND	mg/L	1	05/22/2019 11:41	153467
Pyrene	NELAP	0.000200		ND	mg/L	1	05/22/2019 11:41	153467
Surr: 2-Fluorobiphenyl	*	21.4-142		68.0	%REC	1	05/22/2019 11:41	153467
Surr: Nitrobenzene-d5	*	15-163		87.5	%REC	1	05/22/2019 11:41	153467
Surr: p-Terphenyl-d14	*	10-173		110.8	%REC	1	05/22/2019 11:41	153467
SW-846 5030, 8260B, VOLATILE ORGANIC COMPOUNDS BY GC/MS								
Benzene	NELAP	0.5		ND	µg/L	1	05/20/2019 19:42	153487
Ethylbenzene	NELAP	2.0		ND	µg/L	1	05/20/2019 19:42	153487
Toluene	NELAP	2.0		ND	µg/L	1	05/20/2019 19:42	153487
Xylenes, Total	NELAP	4.0		ND	µg/L	1	05/20/2019 19:42	153487
Surr: 1,2-Dichloroethane-d4	*	79.6-118		98.2	%REC	1	05/20/2019 19:42	153487
Surr: 4-Bromofluorobenzene	*	83.9-115		107.0	%REC	1	05/20/2019 19:42	153487
Surr: Dibromofluoromethane	*	84.9-113		100.2	%REC	1	05/20/2019 19:42	153487
Surr: Toluene-d8	*	86.7-112		97.8	%REC	1	05/20/2019 19:42	153487

Client: ERM
 Client Project: Champaign GW
 Lab ID: 19051182-009
 Matrix: GROUNDWATER

Work Order: 19051182
 Report Date: 29-May-2019
 Client Sample ID: UMW-117-WG-20190514
 Collection Date: 05/14/2019 9:05

Analyses	Certification	RL	Qual	Result	Units	DF	Date Analyzed	Batch
SW-846 9012A (TOTAL)								
Cyanide	NELAP	0.005		< 0.005	mg/L	1	05/20/2019 16:24	153413
SW-846 3005A, 6010B, METALS BY ICP (TOTAL)								
Arsenic	NELAP	0.0250		< 0.0250	mg/L	1	05/20/2019 21:44	153394
Barium	NELAP	0.0025		0.124	mg/L	1	05/20/2019 21:44	153394
Cadmium	NELAP	0.0020		< 0.0020	mg/L	1	05/20/2019 21:44	153394
Chromium	NELAP	0.0050		< 0.0050	mg/L	1	05/20/2019 21:44	153394
Lead	NELAP	0.0075		< 0.0075	mg/L	1	05/20/2019 21:44	153394
Selenium	NELAP	0.0400		< 0.0400	mg/L	1	05/20/2019 21:44	153394
Silver	NELAP	0.0070		< 0.0070	mg/L	1	05/20/2019 21:44	153394
SW-846 7470A (TOTAL)								
Mercury	NELAP	0.00020		< 0.00020	mg/L	1	05/20/2019 10:22	153408
SW-846 3510C,8270C, SEMI-VOLATILE ORGANIC COMPOUNDS								
Acenaphthene	NELAP	0.000100		ND	mg/L	1	05/22/2019 12:20	153467
Acenaphthylene	NELAP	0.000100		ND	mg/L	1	05/22/2019 12:20	153467
Anthracene	NELAP	0.000100		ND	mg/L	1	05/22/2019 12:20	153467
Benzo(a)anthracene	NELAP	0.000100		ND	mg/L	1	05/22/2019 12:20	153467
Benzo(a)pyrene	NELAP	0.000100		ND	mg/L	1	05/22/2019 12:20	153467
Benzo(b)fluoranthene	NELAP	0.000100		ND	mg/L	1	05/22/2019 12:20	153467
Benzo(g,h,i)perylene	NELAP	0.000200		ND	mg/L	1	05/22/2019 12:20	153467
Benzo(k)fluoranthene	NELAP	0.000100		ND	mg/L	1	05/22/2019 12:20	153467
Chrysene	NELAP	0.000100		ND	mg/L	1	05/22/2019 12:20	153467
Dibenzo(a,h)anthracene	NELAP	0.000100		ND	mg/L	1	05/22/2019 12:20	153467
Fluoranthene	NELAP	0.000200		ND	mg/L	1	05/22/2019 12:20	153467
Fluorene	NELAP	0.000100		ND	mg/L	1	05/22/2019 12:20	153467
Indeno(1,2,3-cd)pyrene	NELAP	0.000100		ND	mg/L	1	05/22/2019 12:20	153467
Naphthalene	NELAP	0.000200		ND	mg/L	1	05/22/2019 12:20	153467
Phenanthrene	NELAP	0.000400		ND	mg/L	1	05/22/2019 12:20	153467
Pyrene	NELAP	0.000200		ND	mg/L	1	05/22/2019 12:20	153467
Surr: 2-Fluorobiphenyl	*	21.4-142		67.3	%REC	1	05/22/2019 12:20	153467
Surr: Nitrobenzene-d5	*	15-163		81.1	%REC	1	05/22/2019 12:20	153467
Surr: p-Terphenyl-d14	*	10-173		96.2	%REC	1	05/22/2019 12:20	153467
SW-846 5030, 8260B, VOLATILE ORGANIC COMPOUNDS BY GC/MS								
Benzene	NELAP	0.5		ND	µg/L	1	05/20/2019 20:09	153487
Ethylbenzene	NELAP	2.0		ND	µg/L	1	05/20/2019 20:09	153487
Toluene	NELAP	2.0		ND	µg/L	1	05/20/2019 20:09	153487
Xylenes, Total	NELAP	4.0		ND	µg/L	1	05/20/2019 20:09	153487
Surr: 1,2-Dichloroethane-d4	*	79.6-118		98.4	%REC	1	05/20/2019 20:09	153487
Surr: 4-Bromofluorobenzene	*	83.9-115		102.5	%REC	1	05/20/2019 20:09	153487
Surr: Dibromofluoromethane	*	84.9-113		100.3	%REC	1	05/20/2019 20:09	153487
Surr: Toluene-d8	*	86.7-112		97.0	%REC	1	05/20/2019 20:09	153487

Client: ERM
 Client Project: Champaign GW
 Lab ID: 19051182-010
 Matrix: GROUNDWATER

Work Order: 19051182
 Report Date: 29-May-2019
 Client Sample ID: UMW-118-WG-20190514
 Collection Date: 05/14/2019 15:15

Analyses	Certification	RL	Qual	Result	Units	DF	Date Analyzed	Batch
SW-846 9012A (TOTAL)								
Cyanide	NELAP	0.005		0.028	mg/L	1	05/20/2019 16:29	153413
SW-846 3005A, 6010B, METALS BY ICP (TOTAL)								
Arsenic	NELAP	0.0250		< 0.0250	mg/L	1	05/20/2019 21:48	153394
Barium	NELAP	0.0025		0.0969	mg/L	1	05/20/2019 21:48	153394
Cadmium	NELAP	0.0020		< 0.0020	mg/L	1	05/20/2019 21:48	153394
Chromium	NELAP	0.0050		< 0.0050	mg/L	1	05/20/2019 21:48	153394
Lead	NELAP	0.0075		< 0.0075	mg/L	1	05/20/2019 21:48	153394
Selenium	NELAP	0.0400		< 0.0400	mg/L	1	05/20/2019 21:48	153394
Silver	NELAP	0.0070		< 0.0070	mg/L	1	05/20/2019 21:48	153394
SW-846 7470A (TOTAL)								
Mercury	NELAP	0.00020		< 0.00020	mg/L	1	05/20/2019 10:25	153408
SW-846 3510C,8270C, SEMI-VOLATILE ORGANIC COMPOUNDS								
Acenaphthene	NELAP	0.000100		ND	mg/L	1	05/22/2019 13:41	153467
Acenaphthylene	NELAP	0.000100		ND	mg/L	1	05/22/2019 13:41	153467
Anthracene	NELAP	0.000100		ND	mg/L	1	05/22/2019 13:41	153467
Benzo(a)anthracene	NELAP	0.000100		ND	mg/L	1	05/22/2019 13:41	153467
Benzo(a)pyrene	NELAP	0.000100		ND	mg/L	1	05/22/2019 13:41	153467
Benzo(b)fluoranthene	NELAP	0.000100		ND	mg/L	1	05/22/2019 13:41	153467
Benzo(g,h,i)perylene	NELAP	0.000200		ND	mg/L	1	05/22/2019 13:41	153467
Benzo(k)fluoranthene	NELAP	0.000100		ND	mg/L	1	05/22/2019 13:41	153467
Chrysene	NELAP	0.000100		ND	mg/L	1	05/22/2019 13:41	153467
Dibenzo(a,h)anthracene	NELAP	0.000100		ND	mg/L	1	05/22/2019 13:41	153467
Fluoranthene	NELAP	0.000200		ND	mg/L	1	05/22/2019 13:41	153467
Fluorene	NELAP	0.000100		ND	mg/L	1	05/22/2019 13:41	153467
Indeno(1,2,3-cd)pyrene	NELAP	0.000100		ND	mg/L	1	05/22/2019 13:41	153467
Naphthalene	NELAP	0.000200		ND	mg/L	1	05/22/2019 13:41	153467
Phenanthrene	NELAP	0.000400		ND	mg/L	1	05/22/2019 13:41	153467
Pyrene	NELAP	0.000200		ND	mg/L	1	05/22/2019 13:41	153467
Surr: 2-Fluorobiphenyl	*	21.4-142		66.4	%REC	1	05/22/2019 13:41	153467
Surr: Nitrobenzene-d5	*	15-163		82.2	%REC	1	05/22/2019 13:41	153467
Surr: p-Terphenyl-d14	*	10-173		110.4	%REC	1	05/22/2019 13:41	153467
SW-846 5030, 8260B, VOLATILE ORGANIC COMPOUNDS BY GC/MS								
Benzene	NELAP	0.5		ND	µg/L	1	05/21/2019 0:04	153489
Ethylbenzene	NELAP	2.0		ND	µg/L	1	05/21/2019 0:04	153489
Toluene	NELAP	2.0		ND	µg/L	1	05/21/2019 0:04	153489
Xylenes, Total	NELAP	4.0		ND	µg/L	1	05/21/2019 0:04	153489
Surr: 1,2-Dichloroethane-d4	*	79.6-118		97.0	%REC	1	05/21/2019 0:04	153489
Surr: 4-Bromofluorobenzene	*	83.9-115		103.6	%REC	1	05/21/2019 0:04	153489
Surr: Dibromofluoromethane	*	84.9-113		99.9	%REC	1	05/21/2019 0:04	153489
Surr: Toluene-d8	*	86.7-112		97.3	%REC	1	05/21/2019 0:04	153489

Client: ERM
 Client Project: Champaign GW
 Lab ID: 19051182-011
 Matrix: GROUNDWATER

Work Order: 19051182
 Report Date: 29-May-2019
 Client Sample ID: UMW-119-WG-20190513
 Collection Date: 05/13/2019 15:45

Analyses	Certification	RL	Qual	Result	Units	DF	Date Analyzed	Batch
SW-846 9012A (TOTAL)								
Cyanide	NELAP	0.005		0.027	mg/L	1	05/20/2019 16:33	153413
SW-846 3005A, 6010B, METALS BY ICP (TOTAL)								
Arsenic	NELAP	0.0250		< 0.0250	mg/L	1	05/20/2019 21:51	153394
Barium	NELAP	0.0025		0.0882	mg/L	1	05/20/2019 21:51	153394
Cadmium	NELAP	0.0020		< 0.0020	mg/L	1	05/20/2019 21:51	153394
Chromium	NELAP	0.0050		< 0.0050	mg/L	1	05/20/2019 21:51	153394
Lead	NELAP	0.0075		< 0.0075	mg/L	1	05/20/2019 21:51	153394
Selenium	NELAP	0.0400		< 0.0400	mg/L	1	05/20/2019 21:51	153394
Silver	NELAP	0.0070		< 0.0070	mg/L	1	05/20/2019 21:51	153394
SW-846 7470A (TOTAL)								
Mercury	NELAP	0.00020		< 0.00020	mg/L	1	05/20/2019 10:27	153408
SW-846 3510C,8270C, SEMI-VOLATILE ORGANIC COMPOUNDS								
Acenaphthene	NELAP	0.000100		ND	mg/L	1	05/20/2019 18:05	153437
Acenaphthylene	NELAP	0.000100		ND	mg/L	1	05/20/2019 18:05	153437
Anthracene	NELAP	0.000100		ND	mg/L	1	05/20/2019 18:05	153437
Benzo(a)anthracene	NELAP	0.000100		ND	mg/L	1	05/20/2019 18:05	153437
Benzo(a)pyrene	NELAP	0.000100		ND	mg/L	1	05/20/2019 18:05	153437
Benzo(b)fluoranthene	NELAP	0.000100		ND	mg/L	1	05/20/2019 18:05	153437
Benzo(g,h,i)perylene	NELAP	0.000200		ND	mg/L	1	05/20/2019 18:05	153437
Benzo(k)fluoranthene	NELAP	0.000100		ND	mg/L	1	05/20/2019 18:05	153437
Chrysene	NELAP	0.000100		ND	mg/L	1	05/20/2019 18:05	153437
Dibenzo(a,h)anthracene	NELAP	0.000100		ND	mg/L	1	05/20/2019 18:05	153437
Fluoranthene	NELAP	0.000200		ND	mg/L	1	05/20/2019 18:05	153437
Fluorene	NELAP	0.000100		ND	mg/L	1	05/20/2019 18:05	153437
Indeno(1,2,3-cd)pyrene	NELAP	0.000100		ND	mg/L	1	05/20/2019 18:05	153437
Naphthalene	NELAP	0.000200		ND	mg/L	1	05/20/2019 18:05	153437
Phenanthrene	NELAP	0.000400		ND	mg/L	1	05/20/2019 18:05	153437
Pyrene	NELAP	0.000200		ND	mg/L	1	05/20/2019 18:05	153437
Surr: 2-Fluorobiphenyl	*	21.4-142		76.5	%REC	1	05/20/2019 18:05	153437
Surr: Nitrobenzene-d5	*	15-163		81.5	%REC	1	05/20/2019 18:05	153437
Surr: p-Terphenyl-d14	*	10-173		110.0	%REC	1	05/20/2019 18:05	153437
SW-846 5030, 8260B, VOLATILE ORGANIC COMPOUNDS BY GC/MS								
Benzene	NELAP	0.5		ND	µg/L	1	05/21/2019 0:30	153489
Ethylbenzene	NELAP	2.0		ND	µg/L	1	05/21/2019 0:30	153489
Toluene	NELAP	2.0		ND	µg/L	1	05/21/2019 0:30	153489
Xylenes, Total	NELAP	4.0		ND	µg/L	1	05/21/2019 0:30	153489
Surr: 1,2-Dichloroethane-d4	*	79.6-118		97.1	%REC	1	05/21/2019 0:30	153489
Surr: 4-Bromofluorobenzene	*	83.9-115		103.4	%REC	1	05/21/2019 0:30	153489
Surr: Dibromofluoromethane	*	84.9-113		99.7	%REC	1	05/21/2019 0:30	153489
Surr: Toluene-d8	*	86.7-112		96.0	%REC	1	05/21/2019 0:30	153489

Client: ERM
 Client Project: Champaign GW
 Lab ID: 19051182-012
 Matrix: GROUNDWATER

Work Order: 19051182
 Report Date: 29-May-2019
 Client Sample ID: UMW-120-WG20190513
 Collection Date: 05/13/2019 14:50

Analyses	Certification	RL	Qual	Result	Units	DF	Date Analyzed	Batch
SW-846 9012A (TOTAL)								
Cyanide	NELAP	0.005		< 0.005	mg/L	1	05/20/2019 16:42	153413
SW-846 3005A, 6010B, METALS BY ICP (TOTAL)								
Arsenic	NELAP	0.0250		< 0.0250	mg/L	1	05/20/2019 21:55	153394
Barium	NELAP	0.0025		0.0575	mg/L	1	05/20/2019 21:55	153394
Cadmium	NELAP	0.0020		< 0.0020	mg/L	1	05/20/2019 21:55	153394
Chromium	NELAP	0.0050		< 0.0050	mg/L	1	05/20/2019 21:55	153394
Lead	NELAP	0.0075		< 0.0075	mg/L	1	05/20/2019 21:55	153394
Selenium	NELAP	0.0400		< 0.0400	mg/L	1	05/20/2019 21:55	153394
Silver	NELAP	0.0070		< 0.0070	mg/L	1	05/20/2019 21:55	153394
SW-846 7470A (TOTAL)								
Mercury	NELAP	0.00020		< 0.00020	mg/L	1	05/20/2019 10:29	153408
SW-846 3510C,8270C, SEMI-VOLATILE ORGANIC COMPOUNDS								
Acenaphthene	NELAP	0.000100		ND	mg/L	1	05/20/2019 18:42	153437
Acenaphthylene	NELAP	0.000100		ND	mg/L	1	05/20/2019 18:42	153437
Anthracene	NELAP	0.000100		ND	mg/L	1	05/20/2019 18:42	153437
Benzo(a)anthracene	NELAP	0.000100		ND	mg/L	1	05/20/2019 18:42	153437
Benzo(a)pyrene	NELAP	0.000100		ND	mg/L	1	05/20/2019 18:42	153437
Benzo(b)fluoranthene	NELAP	0.000100		ND	mg/L	1	05/20/2019 18:42	153437
Benzo(g,h,i)perylene	NELAP	0.000200		ND	mg/L	1	05/20/2019 18:42	153437
Benzo(k)fluoranthene	NELAP	0.000100		ND	mg/L	1	05/20/2019 18:42	153437
Chrysene	NELAP	0.000100		ND	mg/L	1	05/20/2019 18:42	153437
Dibenzo(a,h)anthracene	NELAP	0.000100		ND	mg/L	1	05/20/2019 18:42	153437
Fluoranthene	NELAP	0.000200		ND	mg/L	1	05/20/2019 18:42	153437
Fluorene	NELAP	0.000100		ND	mg/L	1	05/20/2019 18:42	153437
Indeno(1,2,3-cd)pyrene	NELAP	0.000100		ND	mg/L	1	05/20/2019 18:42	153437
Naphthalene	NELAP	0.000200		ND	mg/L	1	05/20/2019 18:42	153437
Phenanthrene	NELAP	0.000400		ND	mg/L	1	05/20/2019 18:42	153437
Pyrene	NELAP	0.000200		ND	mg/L	1	05/20/2019 18:42	153437
Surr: 2-Fluorobiphenyl	*	21.4-142		73.9	%REC	1	05/20/2019 18:42	153437
Surr: Nitrobenzene-d5	*	15-163		82.2	%REC	1	05/20/2019 18:42	153437
Surr: p-Terphenyl-d14	*	10-173		116.1	%REC	1	05/20/2019 18:42	153437
SW-846 5030, 8260B, VOLATILE ORGANIC COMPOUNDS BY GC/MS								
Benzene	NELAP	0.5		ND	µg/L	1	05/21/2019 0:56	153489
Ethylbenzene	NELAP	2.0		ND	µg/L	1	05/21/2019 0:56	153489
Toluene	NELAP	2.0		ND	µg/L	1	05/21/2019 0:56	153489
Xylenes, Total	NELAP	4.0		ND	µg/L	1	05/21/2019 0:56	153489
Surr: 1,2-Dichloroethane-d4	*	79.6-118		98.4	%REC	1	05/21/2019 0:56	153489
Surr: 4-Bromofluorobenzene	*	83.9-115		102.3	%REC	1	05/21/2019 0:56	153489
Surr: Dibromofluoromethane	*	84.9-113		100.8	%REC	1	05/21/2019 0:56	153489
Surr: Toluene-d8	*	86.7-112		96.6	%REC	1	05/21/2019 0:56	153489

Client: ERM
 Client Project: Champaign GW
 Lab ID: 19051182-013
 Matrix: GROUNDWATER

Work Order: 19051182
 Report Date: 29-May-2019
 Client Sample ID: UMW-121-WG-20190515
 Collection Date: 05/15/2019 9:55

Analyses	Certification	RL	Qual	Result	Units	DF	Date Analyzed	Batch
SW-846 9012A (TOTAL)								
Cyanide	NELAP	0.025		0.098	mg/L	5	05/21/2019 10:11	153413
SW-846 3005A, 6010B, METALS BY ICP (TOTAL)								
Arsenic	NELAP	0.0250		< 0.0250	mg/L	1	05/20/2019 21:58	153394
Barium	NELAP	0.0025		0.102	mg/L	1	05/20/2019 21:58	153394
Cadmium	NELAP	0.0020		< 0.0020	mg/L	1	05/20/2019 21:58	153394
Chromium	NELAP	0.0050		< 0.0050	mg/L	1	05/20/2019 21:58	153394
Lead	NELAP	0.0075		< 0.0075	mg/L	1	05/20/2019 21:58	153394
Selenium	NELAP	0.0400		< 0.0400	mg/L	1	05/20/2019 21:58	153394
Silver	NELAP	0.0070		< 0.0070	mg/L	1	05/20/2019 21:58	153394
SW-846 7470A (TOTAL)								
Mercury	NELAP	0.00020		< 0.00020	mg/L	1	05/20/2019 10:31	153408
SW-846 3510C,8270C, SEMI-VOLATILE ORGANIC COMPOUNDS								
Acenaphthene	NELAP	0.000100		ND	mg/L	1	05/22/2019 17:43	153467
Acenaphthylene	NELAP	0.000100		ND	mg/L	1	05/22/2019 17:43	153467
Anthracene	NELAP	0.000100		ND	mg/L	1	05/22/2019 17:43	153467
Benzo(a)anthracene	NELAP	0.000100		ND	mg/L	1	05/22/2019 17:43	153467
Benzo(a)pyrene	NELAP	0.000100		ND	mg/L	1	05/22/2019 17:43	153467
Benzo(b)fluoranthene	NELAP	0.000100		ND	mg/L	1	05/22/2019 17:43	153467
Benzo(g,h,i)perylene	NELAP	0.000200		ND	mg/L	1	05/22/2019 17:43	153467
Benzo(k)fluoranthene	NELAP	0.000100		ND	mg/L	1	05/22/2019 17:43	153467
Chrysene	NELAP	0.000100		ND	mg/L	1	05/22/2019 17:43	153467
Dibenzo(a,h)anthracene	NELAP	0.000100		ND	mg/L	1	05/22/2019 17:43	153467
Fluoranthene	NELAP	0.000200		ND	mg/L	1	05/22/2019 17:43	153467
Fluorene	NELAP	0.000100		ND	mg/L	1	05/22/2019 17:43	153467
Indeno(1,2,3-cd)pyrene	NELAP	0.000100		ND	mg/L	1	05/22/2019 17:43	153467
Naphthalene	NELAP	0.000200		ND	mg/L	1	05/22/2019 17:43	153467
Phenanthrene	NELAP	0.000400		ND	mg/L	1	05/22/2019 17:43	153467
Pyrene	NELAP	0.000200		ND	mg/L	1	05/22/2019 17:43	153467
Surr: 2-Fluorobiphenyl	*	21.4-142		75.1	%REC	1	05/22/2019 17:43	153467
Surr: Nitrobenzene-d5	*	15-163		79.7	%REC	1	05/22/2019 17:43	153467
Surr: p-Terphenyl-d14	*	10-173		91.8	%REC	1	05/22/2019 17:43	153467
SW-846 5030, 8260B, VOLATILE ORGANIC COMPOUNDS BY GC/MS								
Benzene	NELAP	0.5		ND	µg/L	1	05/21/2019 1:22	153489
Ethylbenzene	NELAP	2.0		ND	µg/L	1	05/21/2019 1:22	153489
Toluene	NELAP	2.0		ND	µg/L	1	05/21/2019 1:22	153489
Xylenes, Total	NELAP	4.0		ND	µg/L	1	05/21/2019 1:22	153489
Surr: 1,2-Dichloroethane-d4	*	79.6-118		99.4	%REC	1	05/21/2019 1:22	153489
Surr: 4-Bromofluorobenzene	*	83.9-115		105.0	%REC	1	05/21/2019 1:22	153489
Surr: Dibromofluoromethane	*	84.9-113		100.4	%REC	1	05/21/2019 1:22	153489
Surr: Toluene-d8	*	86.7-112		97.9	%REC	1	05/21/2019 1:22	153489

Client: ERM
 Client Project: Champaign GW
 Lab ID: 19051182-014
 Matrix: GROUNDWATER

Work Order: 19051182
 Report Date: 29-May-2019
 Client Sample ID: UMW-122-WG-20190514
 Collection Date: 05/14/2019 12:20

Analyses	Certification	RL	Qual	Result	Units	DF	Date Analyzed	Batch
SW-846 9012A (TOTAL)								
Cyanide	NELAP	0.005		0.013	mg/L	1	05/20/2019 16:50	153413
SW-846 3005A, 6010B, METALS BY ICP (TOTAL)								
Arsenic	NELAP	0.0250		< 0.0250	mg/L	1	05/20/2019 22:20	153394
Barium	NELAP	0.0025		0.0321	mg/L	1	05/20/2019 22:20	153394
Cadmium	NELAP	0.0020		< 0.0020	mg/L	1	05/20/2019 22:20	153394
Chromium	NELAP	0.0050		< 0.0050	mg/L	1	05/20/2019 22:20	153394
Lead	NELAP	0.0075		< 0.0075	mg/L	1	05/20/2019 22:20	153394
Selenium	NELAP	0.0400		< 0.0400	mg/L	1	05/20/2019 22:20	153394
Silver	NELAP	0.0070		< 0.0070	mg/L	1	05/20/2019 22:20	153394
SW-846 7470A (TOTAL)								
Mercury	NELAP	0.00020		< 0.00020	mg/L	1	05/20/2019 10:34	153408
SW-846 3510C,8270C, SEMI-VOLATILE ORGANIC COMPOUNDS								
Acenaphthene	NELAP	0.000100		ND	mg/L	1	05/22/2019 14:21	153467
Acenaphthylene	NELAP	0.000100		ND	mg/L	1	05/22/2019 14:21	153467
Anthracene	NELAP	0.000100		ND	mg/L	1	05/22/2019 14:21	153467
Benzo(a)anthracene	NELAP	0.000100		ND	mg/L	1	05/22/2019 14:21	153467
Benzo(a)pyrene	NELAP	0.000100		ND	mg/L	1	05/22/2019 14:21	153467
Benzo(b)fluoranthene	NELAP	0.000100		ND	mg/L	1	05/22/2019 14:21	153467
Benzo(g,h,i)perylene	NELAP	0.000200		ND	mg/L	1	05/22/2019 14:21	153467
Benzo(k)fluoranthene	NELAP	0.000100		ND	mg/L	1	05/22/2019 14:21	153467
Chrysene	NELAP	0.000100		ND	mg/L	1	05/22/2019 14:21	153467
Dibenzo(a,h)anthracene	NELAP	0.000100		ND	mg/L	1	05/22/2019 14:21	153467
Fluoranthene	NELAP	0.000200		ND	mg/L	1	05/22/2019 14:21	153467
Fluorene	NELAP	0.000100		ND	mg/L	1	05/22/2019 14:21	153467
Indeno(1,2,3-cd)pyrene	NELAP	0.000100		ND	mg/L	1	05/22/2019 14:21	153467
Naphthalene	NELAP	0.000200		ND	mg/L	1	05/22/2019 14:21	153467
Phenanthrene	NELAP	0.000400		ND	mg/L	1	05/22/2019 14:21	153467
Pyrene	NELAP	0.000200		ND	mg/L	1	05/22/2019 14:21	153467
Surr: 2-Fluorobiphenyl	*	21.4-142		72.5	%REC	1	05/22/2019 14:21	153467
Surr: Nitrobenzene-d5	*	15-163		79.5	%REC	1	05/22/2019 14:21	153467
Surr: p-Terphenyl-d14	*	10-173		118.4	%REC	1	05/22/2019 14:21	153467
SW-846 5030, 8260B, VOLATILE ORGANIC COMPOUNDS BY GC/MS								
Benzene	NELAP	0.5		ND	µg/L	1	05/21/2019 1:48	153489
Ethylbenzene	NELAP	2.0		ND	µg/L	1	05/21/2019 1:48	153489
Toluene	NELAP	2.0		ND	µg/L	1	05/21/2019 1:48	153489
Xylenes, Total	NELAP	4.0		ND	µg/L	1	05/21/2019 1:48	153489
Surr: 1,2-Dichloroethane-d4	*	79.6-118		95.9	%REC	1	05/21/2019 1:48	153489
Surr: 4-Bromofluorobenzene	*	83.9-115		103.3	%REC	1	05/21/2019 1:48	153489
Surr: Dibromofluoromethane	*	84.9-113		98.7	%REC	1	05/21/2019 1:48	153489
Surr: Toluene-d8	*	86.7-112		97.4	%REC	1	05/21/2019 1:48	153489

Client: ERM
 Client Project: Champaign GW
 Lab ID: 19051182-015
 Matrix: GROUNDWATER

Work Order: 19051182
 Report Date: 29-May-2019
 Client Sample ID: UMW-123-WG-20190514
 Collection Date: 05/14/2019 13:45

Analyses	Certification	RL	Qual	Result	Units	DF	Date Analyzed	Batch
SW-846 9012A (TOTAL)								
Cyanide	NELAP	0.005		< 0.005	mg/L	1	05/20/2019 17:17	153413
SW-846 3005A, 6010B, METALS BY ICP (TOTAL)								
Arsenic	NELAP	0.0250		< 0.0250	mg/L	1	05/20/2019 22:24	153394
Barium	NELAP	0.0025		0.0171	mg/L	1	05/20/2019 22:24	153394
Cadmium	NELAP	0.0020		< 0.0020	mg/L	1	05/20/2019 22:24	153394
Chromium	NELAP	0.0050		< 0.0050	mg/L	1	05/20/2019 22:24	153394
Lead	NELAP	0.0075		< 0.0075	mg/L	1	05/20/2019 22:24	153394
Selenium	NELAP	0.0400		< 0.0400	mg/L	1	05/20/2019 22:24	153394
Silver	NELAP	0.0070		< 0.0070	mg/L	1	05/20/2019 22:24	153394
SW-846 7470A (TOTAL)								
Mercury	NELAP	0.00020		< 0.00020	mg/L	1	05/20/2019 10:40	153408
SW-846 3510C,8270C, SEMI-VOLATILE ORGANIC COMPOUNDS								
Acenaphthene	NELAP	0.000100		ND	mg/L	1	05/22/2019 15:02	153467
Acenaphthylene	NELAP	0.000100		ND	mg/L	1	05/22/2019 15:02	153467
Anthracene	NELAP	0.000100		ND	mg/L	1	05/22/2019 15:02	153467
Benzo(a)anthracene	NELAP	0.000100		ND	mg/L	1	05/22/2019 15:02	153467
Benzo(a)pyrene	NELAP	0.000100		ND	mg/L	1	05/22/2019 15:02	153467
Benzo(b)fluoranthene	NELAP	0.000100		ND	mg/L	1	05/22/2019 15:02	153467
Benzo(g,h,i)perylene	NELAP	0.000200		ND	mg/L	1	05/22/2019 15:02	153467
Benzo(k)fluoranthene	NELAP	0.000100		ND	mg/L	1	05/22/2019 15:02	153467
Chrysene	NELAP	0.000100		ND	mg/L	1	05/22/2019 15:02	153467
Dibenzo(a,h)anthracene	NELAP	0.000100		ND	mg/L	1	05/22/2019 15:02	153467
Fluoranthene	NELAP	0.000200		ND	mg/L	1	05/22/2019 15:02	153467
Fluorene	NELAP	0.000100		ND	mg/L	1	05/22/2019 15:02	153467
Indeno(1,2,3-cd)pyrene	NELAP	0.000100		ND	mg/L	1	05/22/2019 15:02	153467
Naphthalene	NELAP	0.000200		ND	mg/L	1	05/22/2019 15:02	153467
Phenanthrene	NELAP	0.000400		ND	mg/L	1	05/22/2019 15:02	153467
Pyrene	NELAP	0.000200		ND	mg/L	1	05/22/2019 15:02	153467
Surr: 2-Fluorobiphenyl	*	21.4-142		68.3	%REC	1	05/22/2019 15:02	153467
Surr: Nitrobenzene-d5	*	15-163		78.4	%REC	1	05/22/2019 15:02	153467
Surr: p-Terphenyl-d14	*	10-173		90.4	%REC	1	05/22/2019 15:02	153467
SW-846 5030, 8260B, VOLATILE ORGANIC COMPOUNDS BY GC/MS								
Benzene	NELAP	0.5		ND	µg/L	1	05/21/2019 2:14	153489
Ethylbenzene	NELAP	2.0		ND	µg/L	1	05/21/2019 2:14	153489
Toluene	NELAP	2.0		ND	µg/L	1	05/21/2019 2:14	153489
Xylenes, Total	NELAP	4.0		ND	µg/L	1	05/21/2019 2:14	153489
Surr: 1,2-Dichloroethane-d4	*	79.6-118		98.9	%REC	1	05/21/2019 2:14	153489
Surr: 4-Bromofluorobenzene	*	83.9-115		103.0	%REC	1	05/21/2019 2:14	153489
Surr: Dibromofluoromethane	*	84.9-113		100.2	%REC	1	05/21/2019 2:14	153489
Surr: Toluene-d8	*	86.7-112		98.3	%REC	1	05/21/2019 2:14	153489

Client: ERM
 Client Project: Champaign GW
 Lab ID: 19051182-016
 Matrix: GROUNDWATER

Work Order: 19051182
 Report Date: 29-May-2019
 Client Sample ID: UMW-124-WG-20190515
 Collection Date: 05/15/2019 12:15

Analyses	Certification	RL	Qual	Result	Units	DF	Date Analyzed	Batch
SW-846 9012A (TOTAL)								
Cyanide	NELAP	0.005		0.006	mg/L	1	05/20/2019 17:21	153413
SW-846 3005A, 6010B, METALS BY ICP (TOTAL)								
Arsenic	NELAP	0.0250		< 0.0250	mg/L	1	05/20/2019 22:28	153394
Barium	NELAP	0.0025		0.0251	mg/L	1	05/20/2019 22:28	153394
Cadmium	NELAP	0.0020		< 0.0020	mg/L	1	05/20/2019 22:28	153394
Chromium	NELAP	0.0050		< 0.0050	mg/L	1	05/20/2019 22:28	153394
Lead	NELAP	0.0075		< 0.0075	mg/L	1	05/20/2019 22:28	153394
Selenium	NELAP	0.0400		< 0.0400	mg/L	1	05/20/2019 22:28	153394
Silver	NELAP	0.0070		< 0.0070	mg/L	1	05/20/2019 22:28	153394
SW-846 7470A (TOTAL)								
Mercury	NELAP	0.00020		< 0.00020	mg/L	1	05/20/2019 10:47	153408
SW-846 3510C,8270C, SEMI-VOLATILE ORGANIC COMPOUNDS								
Acenaphthene	NELAP	0.000100		0.000667	mg/L	1	05/22/2019 18:23	153467
Acenaphthylene	NELAP	0.000100		0.000405	mg/L	1	05/22/2019 18:23	153467
Anthracene	NELAP	0.000100		ND	mg/L	1	05/22/2019 18:23	153467
Benzo(a)anthracene	NELAP	0.000100		ND	mg/L	1	05/22/2019 18:23	153467
Benzo(a)pyrene	NELAP	0.000100		ND	mg/L	1	05/22/2019 18:23	153467
Benzo(b)fluoranthene	NELAP	0.000100		ND	mg/L	1	05/22/2019 18:23	153467
Benzo(g,h,i)perylene	NELAP	0.000200		ND	mg/L	1	05/22/2019 18:23	153467
Benzo(k)fluoranthene	NELAP	0.000100		ND	mg/L	1	05/22/2019 18:23	153467
Chrysene	NELAP	0.000100		ND	mg/L	1	05/22/2019 18:23	153467
Dibenzo(a,h)anthracene	NELAP	0.000100		ND	mg/L	1	05/22/2019 18:23	153467
Fluoranthene	NELAP	0.000200		ND	mg/L	1	05/22/2019 18:23	153467
Fluorene	NELAP	0.000100		0.000202	mg/L	1	05/22/2019 18:23	153467
Indeno(1,2,3-cd)pyrene	NELAP	0.000100		ND	mg/L	1	05/22/2019 18:23	153467
Naphthalene	NELAP	0.0200		0.0709	mg/L	100	05/23/2019 11:10	153467
Phenanthrene	NELAP	0.000400		ND	mg/L	1	05/22/2019 18:23	153467
Pyrene	NELAP	0.000200		ND	mg/L	1	05/22/2019 18:23	153467
Surr: 2-Fluorobiphenyl	*	21.4-142		77.8	%REC	1	05/22/2019 18:23	153467
Surr: Nitrobenzene-d5	*	15-163		79.3	%REC	1	05/22/2019 18:23	153467
Surr: p-Terphenyl-d14	*	10-173		108.5	%REC	1	05/22/2019 18:23	153467
SW-846 5030, 8260B, VOLATILE ORGANIC COMPOUNDS BY GC/MS								
Benzene	NELAP	0.5		158	µg/L	1	05/21/2019 2:39	153489
Ethylbenzene	NELAP	2.0		16.1	µg/L	1	05/21/2019 2:39	153489
Toluene	NELAP	2.0		103	µg/L	1	05/21/2019 2:39	153489
Xylenes, Total	NELAP	4.0		45.0	µg/L	1	05/21/2019 2:39	153489
Surr: 1,2-Dichloroethane-d4	*	79.6-118		98.7	%REC	1	05/21/2019 2:39	153489
Surr: 4-Bromofluorobenzene	*	83.9-115		103.3	%REC	1	05/21/2019 2:39	153489
Surr: Dibromofluoromethane	*	84.9-113		98.3	%REC	1	05/21/2019 2:39	153489
Surr: Toluene-d8	*	86.7-112		98.5	%REC	1	05/21/2019 2:39	153489

Client: ERM
 Client Project: Champaign GW
 Lab ID: 19051182-017
 Matrix: GROUNDWATER

Work Order: 19051182
 Report Date: 29-May-2019
 Client Sample ID: UMW-125-WG-20190515
 Collection Date: 05/15/2019 12:40

Analyses	Certification	RL	Qual	Result	Units	DF	Date Analyzed	Batch
SW-846 9012A (TOTAL)								
Cyanide	NELAP	0.005		0.033	mg/L	1	05/22/2019 17:49	153504
SW-846 3005A, 6010B, METALS BY ICP (TOTAL)								
Arsenic	NELAP	0.0250		< 0.0250	mg/L	1	05/20/2019 22:31	153394
Barium	NELAP	0.0025		0.0121	mg/L	1	05/20/2019 22:31	153394
Cadmium	NELAP	0.0020		< 0.0020	mg/L	1	05/20/2019 22:31	153394
Chromium	NELAP	0.0050		< 0.0050	mg/L	1	05/20/2019 22:31	153394
Lead	NELAP	0.0075		< 0.0075	mg/L	1	05/20/2019 22:31	153394
Selenium	NELAP	0.0400		< 0.0400	mg/L	1	05/20/2019 22:31	153394
Silver	NELAP	0.0070		< 0.0070	mg/L	1	05/20/2019 22:31	153394
SW-846 7470A (TOTAL)								
Mercury	NELAP	0.00020		< 0.00020	mg/L	1	05/20/2019 10:50	153408
SW-846 3510C,8270C, SEMI-VOLATILE ORGANIC COMPOUNDS								
Acenaphthene	NELAP	0.000100		ND	mg/L	1	05/22/2019 19:02	153467
Acenaphthylene	NELAP	0.000100		ND	mg/L	1	05/22/2019 19:02	153467
Anthracene	NELAP	0.000100		ND	mg/L	1	05/22/2019 19:02	153467
Benzo(a)anthracene	NELAP	0.000100		ND	mg/L	1	05/22/2019 19:02	153467
Benzo(a)pyrene	NELAP	0.000100		ND	mg/L	1	05/22/2019 19:02	153467
Benzo(b)fluoranthene	NELAP	0.000100		ND	mg/L	1	05/22/2019 19:02	153467
Benzo(g,h,i)perylene	NELAP	0.000200		ND	mg/L	1	05/22/2019 19:02	153467
Benzo(k)fluoranthene	NELAP	0.000100		ND	mg/L	1	05/22/2019 19:02	153467
Chrysene	NELAP	0.000100		ND	mg/L	1	05/22/2019 19:02	153467
Dibenzo(a,h)anthracene	NELAP	0.000100		ND	mg/L	1	05/22/2019 19:02	153467
Fluoranthene	NELAP	0.000200		ND	mg/L	1	05/22/2019 19:02	153467
Fluorene	NELAP	0.000100		ND	mg/L	1	05/22/2019 19:02	153467
Indeno(1,2,3-cd)pyrene	NELAP	0.000100		ND	mg/L	1	05/22/2019 19:02	153467
Naphthalene	NELAP	0.000200		0.000338	mg/L	1	05/22/2019 19:02	153467
Phenanthrene	NELAP	0.000400		ND	mg/L	1	05/22/2019 19:02	153467
Pyrene	NELAP	0.000200		ND	mg/L	1	05/22/2019 19:02	153467
Surr: 2-Fluorobiphenyl	*	21.4-142		70.6	%REC	1	05/22/2019 19:02	153467
Surr: Nitrobenzene-d5	*	15-163		75.0	%REC	1	05/22/2019 19:02	153467
Surr: p-Terphenyl-d14	*	10-173		107.1	%REC	1	05/22/2019 19:02	153467
SW-846 5030, 8260B, VOLATILE ORGANIC COMPOUNDS BY GC/MS								
Benzene	NELAP	0.5		4.0	µg/L	1	05/21/2019 3:05	153489
Ethylbenzene	NELAP	2.0		ND	µg/L	1	05/21/2019 3:05	153489
Toluene	NELAP	2.0		ND	µg/L	1	05/21/2019 3:05	153489
Xylenes, Total	NELAP	4.0		ND	µg/L	1	05/21/2019 3:05	153489
Surr: 1,2-Dichloroethane-d4	*	79.6-118		98.0	%REC	1	05/21/2019 3:05	153489
Surr: 4-Bromofluorobenzene	*	83.9-115		102.0	%REC	1	05/21/2019 3:05	153489
Surr: Dibromofluoromethane	*	84.9-113		100.2	%REC	1	05/21/2019 3:05	153489
Surr: Toluene-d8	*	86.7-112		97.5	%REC	1	05/21/2019 3:05	153489

Client: ERM
 Client Project: Champaign GW
 Lab ID: 19051182-018
 Matrix: GROUNDWATER

Work Order: 19051182
 Report Date: 29-May-2019
 Client Sample ID: UMW-126-WG-20190514
 Collection Date: 05/14/2019 17:55

Analyses	Certification	RL	Qual	Result	Units	DF	Date Analyzed	Batch
SW-846 9012A (TOTAL)								
Cyanide	NELAP	0.005		< 0.005	mg/L	1	05/22/2019 17:53	153504
SW-846 3005A, 6010B, METALS BY ICP (TOTAL)								
Arsenic	NELAP	0.0250		< 0.0250	mg/L	1	05/20/2019 22:35	153394
Barium	NELAP	0.0025		0.0219	mg/L	1	05/20/2019 22:35	153394
Cadmium	NELAP	0.0020		< 0.0020	mg/L	1	05/20/2019 22:35	153394
Chromium	NELAP	0.0050		< 0.0050	mg/L	1	05/20/2019 22:35	153394
Lead	NELAP	0.0075		< 0.0075	mg/L	1	05/20/2019 22:35	153394
Selenium	NELAP	0.0400		< 0.0400	mg/L	1	05/20/2019 22:35	153394
Silver	NELAP	0.0070		< 0.0070	mg/L	1	05/20/2019 22:35	153394
SW-846 7470A (TOTAL)								
Mercury	NELAP	0.00020		< 0.00020	mg/L	1	05/20/2019 10:52	153408
SW-846 3510C,8270C, SEMI-VOLATILE ORGANIC COMPOUNDS								
Acenaphthene	NELAP	0.000100		ND	mg/L	1	05/22/2019 15:42	153467
Acenaphthylene	NELAP	0.000100		ND	mg/L	1	05/22/2019 15:42	153467
Anthracene	NELAP	0.000100		ND	mg/L	1	05/22/2019 15:42	153467
Benzo(a)anthracene	NELAP	0.000100		ND	mg/L	1	05/22/2019 15:42	153467
Benzo(a)pyrene	NELAP	0.000100		ND	mg/L	1	05/22/2019 15:42	153467
Benzo(b)fluoranthene	NELAP	0.000100		ND	mg/L	1	05/22/2019 15:42	153467
Benzo(g,h,i)perylene	NELAP	0.000200		ND	mg/L	1	05/22/2019 15:42	153467
Benzo(k)fluoranthene	NELAP	0.000100		ND	mg/L	1	05/22/2019 15:42	153467
Chrysene	NELAP	0.000100		ND	mg/L	1	05/22/2019 15:42	153467
Dibenzo(a,h)anthracene	NELAP	0.000100		ND	mg/L	1	05/22/2019 15:42	153467
Fluoranthene	NELAP	0.000200		ND	mg/L	1	05/22/2019 15:42	153467
Fluorene	NELAP	0.000100		ND	mg/L	1	05/22/2019 15:42	153467
Indeno(1,2,3-cd)pyrene	NELAP	0.000100		ND	mg/L	1	05/22/2019 15:42	153467
Naphthalene	NELAP	0.000200		0.00195	mg/L	1	05/22/2019 15:42	153467
Phenanthrene	NELAP	0.000400		ND	mg/L	1	05/22/2019 15:42	153467
Pyrene	NELAP	0.000200		ND	mg/L	1	05/22/2019 15:42	153467
Surr: 2-Fluorobiphenyl	*	21.4-142		63.4	%REC	1	05/22/2019 15:42	153467
Surr: Nitrobenzene-d5	*	15-163		79.8	%REC	1	05/22/2019 15:42	153467
Surr: p-Terphenyl-d14	*	10-173		77.5	%REC	1	05/22/2019 15:42	153467
SW-846 5030, 8260B, VOLATILE ORGANIC COMPOUNDS BY GC/MS								
Benzene	NELAP	0.5		195	µg/L	1	05/21/2019 3:32	153489
Ethylbenzene	NELAP	2.0		3.8	µg/L	1	05/21/2019 3:32	153489
Toluene	NELAP	2.0		33.7	µg/L	1	05/21/2019 3:32	153489
Xylenes, Total	NELAP	4.0		6.8	µg/L	1	05/21/2019 3:32	153489
Surr: 1,2-Dichloroethane-d4	*	79.6-118		98.5	%REC	1	05/21/2019 3:32	153489
Surr: 4-Bromofluorobenzene	*	83.9-115		105.3	%REC	1	05/21/2019 3:32	153489
Surr: Dibromofluoromethane	*	84.9-113		99.4	%REC	1	05/21/2019 3:32	153489
Surr: Toluene-d8	*	86.7-112		98.9	%REC	1	05/21/2019 3:32	153489

Client: ERM

Work Order: 19051182

Client Project: Champaign GW

Report Date: 29-May-2019

Lab ID: 19051182-019

Client Sample ID: UMW-127-WG-20190514

Matrix: GROUNDWATER

Collection Date: 05/14/2019 16:55

Analyses	Certification	RL	Qual	Result	Units	DF	Date Analyzed	Batch
SW-846 9012A (TOTAL)								
Cyanide	NELAP	0.005		< 0.005	mg/L	1	05/22/2019 17:57	153504
SW-846 3005A, 6010B, METALS BY ICP (TOTAL)								
Arsenic	NELAP	0.0250		< 0.0250	mg/L	1	05/20/2019 22:39	153394
Barium	NELAP	0.0025		0.156	mg/L	1	05/20/2019 22:39	153394
Cadmium	NELAP	0.0020		< 0.0020	mg/L	1	05/20/2019 22:39	153394
Chromium	NELAP	0.0050		< 0.0050	mg/L	1	05/20/2019 22:39	153394
Lead	NELAP	0.0075		< 0.0075	mg/L	1	05/20/2019 22:39	153394
Selenium	NELAP	0.0400		< 0.0400	mg/L	1	05/20/2019 22:39	153394
Silver	NELAP	0.0070		< 0.0070	mg/L	1	05/20/2019 22:39	153394
SW-846 7470A (TOTAL)								
Mercury	NELAP	0.00020		< 0.00020	mg/L	1	05/20/2019 10:54	153408
SW-846 3510C,8270C, SEMI-VOLATILE ORGANIC COMPOUNDS								
Acenaphthene	NELAP	0.000100		0.000202	mg/L	1	05/22/2019 16:23	153467
Acenaphthylene	NELAP	0.000100		ND	mg/L	1	05/22/2019 16:23	153467
Anthracene	NELAP	0.000100		ND	mg/L	1	05/22/2019 16:23	153467
Benzo(a)anthracene	NELAP	0.000100		ND	mg/L	1	05/22/2019 16:23	153467
Benzo(a)pyrene	NELAP	0.000100		ND	mg/L	1	05/22/2019 16:23	153467
Benzo(b)fluoranthene	NELAP	0.000100		ND	mg/L	1	05/22/2019 16:23	153467
Benzo(g,h,i)perylene	NELAP	0.000200		ND	mg/L	1	05/22/2019 16:23	153467
Benzo(k)fluoranthene	NELAP	0.000100		ND	mg/L	1	05/22/2019 16:23	153467
Chrysene	NELAP	0.000100		ND	mg/L	1	05/22/2019 16:23	153467
Dibenzo(a,h)anthracene	NELAP	0.000100		ND	mg/L	1	05/22/2019 16:23	153467
Fluoranthene	NELAP	0.000200		ND	mg/L	1	05/22/2019 16:23	153467
Fluorene	NELAP	0.000100		0.000134	mg/L	1	05/22/2019 16:23	153467
Indeno(1,2,3-cd)pyrene	NELAP	0.000100		ND	mg/L	1	05/22/2019 16:23	153467
Naphthalene	NELAP	0.000200		0.00138	mg/L	1	05/22/2019 16:23	153467
Phenanthrene	NELAP	0.000400		ND	mg/L	1	05/22/2019 16:23	153467
Pyrene	NELAP	0.000200		ND	mg/L	1	05/22/2019 16:23	153467
Surr: 2-Fluorobiphenyl	*	21.4-142		71.6	%REC	1	05/22/2019 16:23	153467
Surr: Nitrobenzene-d5	*	15-163		79.5	%REC	1	05/22/2019 16:23	153467
Surr: p-Terphenyl-d14	*	10-173		70.7	%REC	1	05/22/2019 16:23	153467
SW-846 5030, 8260B, VOLATILE ORGANIC COMPOUNDS BY GC/MS								
Benzene	NELAP	0.5		2.1	µg/L	1	05/21/2019 3:57	153489
Ethylbenzene	NELAP	2.0		ND	µg/L	1	05/21/2019 3:57	153489
Toluene	NELAP	2.0		ND	µg/L	1	05/21/2019 3:57	153489
Xylenes, Total	NELAP	4.0		ND	µg/L	1	05/21/2019 3:57	153489
Surr: 1,2-Dichloroethane-d4	*	79.6-118		98.0	%REC	1	05/21/2019 3:57	153489
Surr: 4-Bromofluorobenzene	*	83.9-115		105.7	%REC	1	05/21/2019 3:57	153489
Surr: Dibromofluoromethane	*	84.9-113		100.6	%REC	1	05/21/2019 3:57	153489
Surr: Toluene-d8	*	86.7-112		99.7	%REC	1	05/21/2019 3:57	153489

Client: ERM
 Client Project: Champaign GW
 Lab ID: 19051182-020
 Matrix: GROUNDWATER

Work Order: 19051182
 Report Date: 29-May-2019
 Client Sample ID: UMW-300-WG-20190513
 Collection Date: 05/13/2019 16:15

Analyses	Certification	RL	Qual	Result	Units	DF	Date Analyzed	Batch
SW-846 9012A (TOTAL)								
Cyanide	NELAP	0.005		< 0.005	mg/L	1	05/22/2019 18:02	153504
SW-846 3005A, 6010B, METALS BY ICP (TOTAL)								
Arsenic	NELAP	0.0250		< 0.0250	mg/L	1	05/20/2019 22:42	153394
Barium	NELAP	0.0025		0.102	mg/L	1	05/20/2019 22:42	153394
Cadmium	NELAP	0.0020		< 0.0020	mg/L	1	05/20/2019 22:42	153394
Chromium	NELAP	0.0050		< 0.0050	mg/L	1	05/20/2019 22:42	153394
Lead	NELAP	0.0075		< 0.0075	mg/L	1	05/20/2019 22:42	153394
Selenium	NELAP	0.0400		< 0.0400	mg/L	1	05/20/2019 22:42	153394
Silver	NELAP	0.0070		< 0.0070	mg/L	1	05/20/2019 22:42	153394
SW-846 7470A (TOTAL)								
Mercury	NELAP	0.00020		< 0.00020	mg/L	1	05/20/2019 10:56	153408
SW-846 3510C,8270C, SEMI-VOLATILE ORGANIC COMPOUNDS								
Acenaphthene	NELAP	0.000100		ND	mg/L	1	05/20/2019 19:20	153437
Acenaphthylene	NELAP	0.000100		ND	mg/L	1	05/20/2019 19:20	153437
Anthracene	NELAP	0.000100		ND	mg/L	1	05/20/2019 19:20	153437
Benzo(a)anthracene	NELAP	0.000100		ND	mg/L	1	05/20/2019 19:20	153437
Benzo(a)pyrene	NELAP	0.000100		ND	mg/L	1	05/20/2019 19:20	153437
Benzo(b)fluoranthene	NELAP	0.000100		ND	mg/L	1	05/20/2019 19:20	153437
Benzo(g,h,i)perylene	NELAP	0.000200		ND	mg/L	1	05/20/2019 19:20	153437
Benzo(k)fluoranthene	NELAP	0.000100		ND	mg/L	1	05/20/2019 19:20	153437
Chrysene	NELAP	0.000100		ND	mg/L	1	05/20/2019 19:20	153437
Dibenzo(a,h)anthracene	NELAP	0.000100		ND	mg/L	1	05/20/2019 19:20	153437
Fluoranthene	NELAP	0.000200		ND	mg/L	1	05/20/2019 19:20	153437
Fluorene	NELAP	0.000100		ND	mg/L	1	05/20/2019 19:20	153437
Indeno(1,2,3-cd)pyrene	NELAP	0.000100		ND	mg/L	1	05/20/2019 19:20	153437
Naphthalene	NELAP	0.000200		ND	mg/L	1	05/20/2019 19:20	153437
Phenanthrene	NELAP	0.000400		ND	mg/L	1	05/20/2019 19:20	153437
Pyrene	NELAP	0.000200		ND	mg/L	1	05/20/2019 19:20	153437
Surr: 2-Fluorobiphenyl	*	21.4-142		69.8	%REC	1	05/20/2019 19:20	153437
Surr: Nitrobenzene-d5	*	15-163		77.5	%REC	1	05/20/2019 19:20	153437
Surr: p-Terphenyl-d14	*	10-173		114.8	%REC	1	05/20/2019 19:20	153437
SW-846 5030, 8260B, VOLATILE ORGANIC COMPOUNDS BY GC/MS								
Benzene	NELAP	0.5		ND	µg/L	1	05/21/2019 4:23	153489
Ethylbenzene	NELAP	2.0		ND	µg/L	1	05/21/2019 4:23	153489
Toluene	NELAP	2.0		ND	µg/L	1	05/21/2019 4:23	153489
Xylenes, Total	NELAP	4.0		ND	µg/L	1	05/21/2019 4:23	153489
Surr: 1,2-Dichloroethane-d4	*	79.6-118		99.3	%REC	1	05/21/2019 4:23	153489
Surr: 4-Bromofluorobenzene	*	83.9-115		101.1	%REC	1	05/21/2019 4:23	153489
Surr: Dibromofluoromethane	*	84.9-113		99.2	%REC	1	05/21/2019 4:23	153489
Surr: Toluene-d8	*	86.7-112		98.6	%REC	1	05/21/2019 4:23	153489

Client: ERM
 Client Project: Champaign GW
 Lab ID: 19051182-021
 Matrix: GROUNDWATER

Work Order: 19051182
 Report Date: 29-May-2019
 Client Sample ID: UMW-301R-WG-20190515
 Collection Date: 05/15/2019 8:45

Analyses	Certification	RL	Qual	Result	Units	DF	Date Analyzed	Batch
SW-846 9012A (TOTAL)								
Cyanide	NELAP	0.005		< 0.005	mg/L	1	05/22/2019 18:28	153504
SW-846 3005A, 6010B, METALS BY ICP (TOTAL)								
Arsenic	NELAP	0.0250		< 0.0250	mg/L	1	05/20/2019 15:07	153399
Barium	NELAP	0.0025		0.0745	mg/L	1	05/20/2019 15:07	153399
Cadmium	NELAP	0.0020		< 0.0020	mg/L	1	05/20/2019 15:07	153399
Chromium	NELAP	0.0050		< 0.0050	mg/L	1	05/20/2019 15:07	153399
Lead	NELAP	0.0075		< 0.0075	mg/L	1	05/20/2019 15:07	153399
Selenium	NELAP	0.0400		< 0.0400	mg/L	1	05/20/2019 15:07	153399
Silver	NELAP	0.0070		< 0.0070	mg/L	1	05/20/2019 15:07	153399
SW-846 7470A (TOTAL)								
Mercury	NELAP	0.00020		< 0.00020	mg/L	1	05/20/2019 10:59	153408
SW-846 3510C,8270C, SEMI-VOLATILE ORGANIC COMPOUNDS								
Acenaphthene	NELAP	0.000100		0.00317	mg/L	1	05/22/2019 22:54	153510
Acenaphthylene	NELAP	0.000100		0.00328	mg/L	1	05/22/2019 22:54	153510
Anthracene	NELAP	0.000100		ND	mg/L	1	05/22/2019 22:54	153510
Benzo(a)anthracene	NELAP	0.000100		ND	mg/L	1	05/22/2019 22:54	153510
Benzo(a)pyrene	NELAP	0.000100		ND	mg/L	1	05/22/2019 22:54	153510
Benzo(b)fluoranthene	NELAP	0.000100		ND	mg/L	1	05/22/2019 22:54	153510
Benzo(g,h,i)perylene	NELAP	0.000200		ND	mg/L	1	05/22/2019 22:54	153510
Benzo(k)fluoranthene	NELAP	0.000100		ND	mg/L	1	05/22/2019 22:54	153510
Chrysene	NELAP	0.000100		ND	mg/L	1	05/22/2019 22:54	153510
Dibenzo(a,h)anthracene	NELAP	0.000100		ND	mg/L	1	05/22/2019 22:54	153510
Fluoranthene	NELAP	0.000200		ND	mg/L	1	05/22/2019 22:54	153510
Fluorene	NELAP	0.000100		0.000166	mg/L	1	05/22/2019 22:54	153510
Indeno(1,2,3-cd)pyrene	NELAP	0.000100		ND	mg/L	1	05/22/2019 22:54	153510
Naphthalene	NELAP	0.000200		ND	mg/L	1	05/22/2019 22:54	153510
Phenanthrene	NELAP	0.000400		ND	mg/L	1	05/22/2019 22:54	153510
Pyrene	NELAP	0.000200		ND	mg/L	1	05/22/2019 22:54	153510
Surr: 2-Fluorobiphenyl	*	21.4-142		64.3	%REC	1	05/22/2019 22:54	153510
Surr: Nitrobenzene-d5	*	15-163		70.1	%REC	1	05/22/2019 22:54	153510
Surr: p-Terphenyl-d14	*	10-173		101.3	%REC	1	05/22/2019 22:54	153510
SW-846 5030, 8260B, VOLATILE ORGANIC COMPOUNDS BY GC/MS								
Benzene	NELAP	0.5		ND	µg/L	1	05/21/2019 4:49	153489
Ethylbenzene	NELAP	2.0		ND	µg/L	1	05/21/2019 4:49	153489
Toluene	NELAP	2.0		ND	µg/L	1	05/21/2019 4:49	153489
Xylenes, Total	NELAP	4.0		ND	µg/L	1	05/21/2019 4:49	153489
Surr: 1,2-Dichloroethane-d4	*	79.6-118		100.5	%REC	1	05/21/2019 4:49	153489
Surr: 4-Bromofluorobenzene	*	83.9-115		102.9	%REC	1	05/21/2019 4:49	153489
Surr: Dibromofluoromethane	*	84.9-113		101.2	%REC	1	05/21/2019 4:49	153489
Surr: Toluene-d8	*	86.7-112		97.6	%REC	1	05/21/2019 4:49	153489

Client: ERM
 Client Project: Champaign GW
 Lab ID: 19051182-022
 Matrix: GROUNDWATER

Work Order: 19051182
 Report Date: 29-May-2019
 Client Sample ID: UMW-302-WG-20190515
 Collection Date: 05/15/2019 10:45

Analyses	Certification	RL	Qual	Result	Units	DF	Date Analyzed	Batch
SW-846 9012A (TOTAL)								
Cyanide	NELAP	0.025		0.125	mg/L	5	05/23/2019 11:33	153504
SW-846 3005A, 6010B, METALS BY ICP (TOTAL)								
Arsenic	NELAP	0.0250		< 0.0250	mg/L	1	05/20/2019 15:11	153399
Barium	NELAP	0.0025		0.0576	mg/L	1	05/20/2019 15:11	153399
Cadmium	NELAP	0.0020		< 0.0020	mg/L	1	05/20/2019 15:11	153399
Chromium	NELAP	0.0050		< 0.0050	mg/L	1	05/20/2019 15:11	153399
Lead	NELAP	0.0075		< 0.0075	mg/L	1	05/20/2019 15:11	153399
Selenium	NELAP	0.0400		< 0.0400	mg/L	1	05/20/2019 15:11	153399
Silver	NELAP	0.0070		< 0.0070	mg/L	1	05/20/2019 15:11	153399
SW-846 7470A (TOTAL)								
Mercury	NELAP	0.00020		< 0.00020	mg/L	1	05/20/2019 11:01	153408
SW-846 3510C,8270C, SEMI-VOLATILE ORGANIC COMPOUNDS								
Acenaphthene	NELAP	0.000100		0.000449	mg/L	1	05/22/2019 23:32	153510
Acenaphthylene	NELAP	0.000100		0.000548	mg/L	1	05/22/2019 23:32	153510
Anthracene	NELAP	0.000100		ND	mg/L	1	05/22/2019 23:32	153510
Benzo(a)anthracene	NELAP	0.000100		ND	mg/L	1	05/22/2019 23:32	153510
Benzo(a)pyrene	NELAP	0.000100		ND	mg/L	1	05/22/2019 23:32	153510
Benzo(b)fluoranthene	NELAP	0.000100		ND	mg/L	1	05/22/2019 23:32	153510
Benzo(g,h,i)perylene	NELAP	0.000200		ND	mg/L	1	05/22/2019 23:32	153510
Benzo(k)fluoranthene	NELAP	0.000100		ND	mg/L	1	05/22/2019 23:32	153510
Chrysene	NELAP	0.000100		ND	mg/L	1	05/22/2019 23:32	153510
Dibenzo(a,h)anthracene	NELAP	0.000100		ND	mg/L	1	05/22/2019 23:32	153510
Fluoranthene	NELAP	0.000200		ND	mg/L	1	05/22/2019 23:32	153510
Fluorene	NELAP	0.000100		ND	mg/L	1	05/22/2019 23:32	153510
Indeno(1,2,3-cd)pyrene	NELAP	0.000100		ND	mg/L	1	05/22/2019 23:32	153510
Naphthalene	NELAP	0.200		2.65	mg/L	1000	05/28/2019 13:22	153510
Phenanthrene	NELAP	0.000400		ND	mg/L	1	05/22/2019 23:32	153510
Pyrene	NELAP	0.000200		ND	mg/L	1	05/22/2019 23:32	153510
Surr: 2-Fluorobiphenyl	*	21.4-142	S	0	%REC	1000	05/28/2019 13:22	153510
Surr: Nitrobenzene-d5	*	15-163	S	0	%REC	1000	05/28/2019 13:22	153510
Surr: p-Terphenyl-d14	*	10-173		118.8	%REC	1	05/22/2019 23:32	153510
<i>Surrogate recovery is outside control limits due to sample dilution.</i>								
SW-846 5030, 8260B, VOLATILE ORGANIC COMPOUNDS BY GC/MS								
Benzene	NELAP	10.0		255	µg/L	20	05/21/2019 5:15	153489
Ethylbenzene	NELAP	40.0		638	µg/L	20	05/21/2019 5:15	153489
Toluene	NELAP	40.0		ND	µg/L	20	05/21/2019 5:15	153489
Xylenes, Total	NELAP	80.0		167	µg/L	20	05/21/2019 5:15	153489
Surr: 1,2-Dichloroethane-d4	*	79.6-118		95.9	%REC	20	05/21/2019 5:15	153489
Surr: 4-Bromofluorobenzene	*	83.9-115		102.7	%REC	20	05/21/2019 5:15	153489
Surr: Dibromofluoromethane	*	84.9-113		96.9	%REC	20	05/21/2019 5:15	153489
Surr: Toluene-d8	*	86.7-112		96.8	%REC	20	05/21/2019 5:15	153489

Elevated reporting limit due to high levels of target and/or non-target analytes.

Client: ERM
 Client Project: Champaign GW
 Lab ID: 19051182-023
 Matrix: GROUNDWATER

Work Order: 19051182
 Report Date: 29-May-2019
 Client Sample ID: UMW-303-WG-20190515
 Collection Date: 05/15/2019 11:50

Analyses	Certification	RL	Qual	Result	Units	DF	Date Analyzed	Batch
SW-846 9012A (TOTAL)								
Cyanide	NELAP	0.005		< 0.005	mg/L	1	05/22/2019 18:36	153504
SW-846 3005A, 6010B, METALS BY ICP (TOTAL)								
Arsenic	NELAP	0.0250		< 0.0250	mg/L	1	05/20/2019 15:15	153399
Barium	NELAP	0.0025		0.0385	mg/L	1	05/20/2019 15:15	153399
Cadmium	NELAP	0.0020		< 0.0020	mg/L	1	05/20/2019 15:15	153399
Chromium	NELAP	0.0050		< 0.0050	mg/L	1	05/20/2019 15:15	153399
Lead	NELAP	0.0075		< 0.0075	mg/L	1	05/20/2019 15:15	153399
Selenium	NELAP	0.0400		< 0.0400	mg/L	1	05/20/2019 15:15	153399
Silver	NELAP	0.0070		< 0.0070	mg/L	1	05/20/2019 15:15	153399
SW-846 7470A (TOTAL)								
Mercury	NELAP	0.00020		< 0.00020	mg/L	1	05/20/2019 11:03	153408
SW-846 3510C,8270C, SEMI-VOLATILE ORGANIC COMPOUNDS								
Acenaphthene	NELAP	0.000100		ND	mg/L	1	05/23/2019 0:09	153510
Acenaphthylene	NELAP	0.000100		ND	mg/L	1	05/23/2019 0:09	153510
Anthracene	NELAP	0.000100		ND	mg/L	1	05/23/2019 0:09	153510
Benzo(a)anthracene	NELAP	0.000100		ND	mg/L	1	05/23/2019 0:09	153510
Benzo(a)pyrene	NELAP	0.000100		ND	mg/L	1	05/23/2019 0:09	153510
Benzo(b)fluoranthene	NELAP	0.000100		ND	mg/L	1	05/23/2019 0:09	153510
Benzo(g,h,i)perylene	NELAP	0.000200		ND	mg/L	1	05/23/2019 0:09	153510
Benzo(k)fluoranthene	NELAP	0.000100		ND	mg/L	1	05/23/2019 0:09	153510
Chrysene	NELAP	0.000100		ND	mg/L	1	05/23/2019 0:09	153510
Dibenzo(a,h)anthracene	NELAP	0.000100		ND	mg/L	1	05/23/2019 0:09	153510
Fluoranthene	NELAP	0.000200		ND	mg/L	1	05/23/2019 0:09	153510
Fluorene	NELAP	0.000100		ND	mg/L	1	05/23/2019 0:09	153510
Indeno(1,2,3-cd)pyrene	NELAP	0.000100		ND	mg/L	1	05/23/2019 0:09	153510
Naphthalene	NELAP	0.000200		0.00238	mg/L	1	05/23/2019 0:09	153510
Phenanthrene	NELAP	0.000400		ND	mg/L	1	05/23/2019 0:09	153510
Pyrene	NELAP	0.000200		ND	mg/L	1	05/23/2019 0:09	153510
Surr: 2-Fluorobiphenyl	*	21.4-142		66.4	%REC	1	05/23/2019 0:09	153510
Surr: Nitrobenzene-d5	*	15-163		68.8	%REC	1	05/23/2019 0:09	153510
Surr: p-Terphenyl-d14	*	10-173		104.0	%REC	1	05/23/2019 0:09	153510
SW-846 5030, 8260B, VOLATILE ORGANIC COMPOUNDS BY GC/MS								
Benzene	NELAP	0.5		ND	µg/L	1	05/21/2019 5:40	153489
Ethylbenzene	NELAP	2.0		ND	µg/L	1	05/21/2019 5:40	153489
Toluene	NELAP	2.0		ND	µg/L	1	05/21/2019 5:40	153489
Xylenes, Total	NELAP	4.0		ND	µg/L	1	05/21/2019 5:40	153489
Surr: 1,2-Dichloroethane-d4	*	79.6-118		99.6	%REC	1	05/21/2019 5:40	153489
Surr: 4-Bromofluorobenzene	*	83.9-115		103.7	%REC	1	05/21/2019 5:40	153489
Surr: Dibromofluoromethane	*	84.9-113		100.0	%REC	1	05/21/2019 5:40	153489
Surr: Toluene-d8	*	86.7-112		98.4	%REC	1	05/21/2019 5:40	153489

Client: ERM
 Client Project: Champaign GW
 Lab ID: 19051182-024
 Matrix: GROUNDWATER

Work Order: 19051182
 Report Date: 29-May-2019
 Client Sample ID: UMW-304R-WG-20190515
 Collection Date: 05/15/2019 11:15

Analyses	Certification	RL	Qual	Result	Units	DF	Date Analyzed	Batch
SW-846 9012A (TOTAL)								
Cyanide	NELAP	0.005		< 0.005	mg/L	1	05/22/2019 18:45	153504
SW-846 3005A, 6010B, METALS BY ICP (TOTAL)								
Arsenic	NELAP	0.0250		< 0.0250	mg/L	1	05/20/2019 15:18	153399
Barium	NELAP	0.0025		0.0827	mg/L	1	05/20/2019 15:18	153399
Cadmium	NELAP	0.0020		< 0.0020	mg/L	1	05/20/2019 15:18	153399
Chromium	NELAP	0.0050		< 0.0050	mg/L	1	05/20/2019 15:18	153399
Lead	NELAP	0.0075		< 0.0075	mg/L	1	05/20/2019 15:18	153399
Selenium	NELAP	0.0400		< 0.0400	mg/L	1	05/20/2019 15:18	153399
Silver	NELAP	0.0070		< 0.0070	mg/L	1	05/20/2019 15:18	153399
SW-846 7470A (TOTAL)								
Mercury	NELAP	0.00020		< 0.00020	mg/L	1	05/20/2019 11:05	153408
SW-846 3510C,8270C, SEMI-VOLATILE ORGANIC COMPOUNDS								
Acenaphthene	NELAP	0.000100		0.000348	mg/L	1	05/23/2019 0:47	153510
Acenaphthylene	NELAP	0.000100		0.000778	mg/L	1	05/23/2019 0:47	153510
Anthracene	NELAP	0.000100		ND	mg/L	1	05/23/2019 0:47	153510
Benzo(a)anthracene	NELAP	0.000100		ND	mg/L	1	05/23/2019 0:47	153510
Benzo(a)pyrene	NELAP	0.000100		ND	mg/L	1	05/23/2019 0:47	153510
Benzo(b)fluoranthene	NELAP	0.000100		ND	mg/L	1	05/23/2019 0:47	153510
Benzo(g,h,i)perylene	NELAP	0.000200		ND	mg/L	1	05/23/2019 0:47	153510
Benzo(k)fluoranthene	NELAP	0.000100		ND	mg/L	1	05/23/2019 0:47	153510
Chrysene	NELAP	0.000100		ND	mg/L	1	05/23/2019 0:47	153510
Dibenzo(a,h)anthracene	NELAP	0.000100		ND	mg/L	1	05/23/2019 0:47	153510
Fluoranthene	NELAP	0.000200		ND	mg/L	1	05/23/2019 0:47	153510
Fluorene	NELAP	0.000100		ND	mg/L	1	05/23/2019 0:47	153510
Indeno(1,2,3-cd)pyrene	NELAP	0.000100		ND	mg/L	1	05/23/2019 0:47	153510
Naphthalene	NELAP	0.000200		0.000472	mg/L	1	05/23/2019 0:47	153510
Phenanthrene	NELAP	0.000400		ND	mg/L	1	05/23/2019 0:47	153510
Pyrene	NELAP	0.000200		ND	mg/L	1	05/23/2019 0:47	153510
Surr: 2-Fluorobiphenyl	*	21.4-142		70.2	%REC	1	05/23/2019 0:47	153510
Surr: Nitrobenzene-d5	*	15-163		74.2	%REC	1	05/23/2019 0:47	153510
Surr: p-Terphenyl-d14	*	10-173		110.6	%REC	1	05/23/2019 0:47	153510
SW-846 5030, 8260B, VOLATILE ORGANIC COMPOUNDS BY GC/MS								
Benzene	NELAP	0.5		ND	µg/L	1	05/21/2019 6:07	153489
Ethylbenzene	NELAP	2.0		ND	µg/L	1	05/21/2019 6:07	153489
Toluene	NELAP	2.0		ND	µg/L	1	05/21/2019 6:07	153489
Xylenes, Total	NELAP	4.0		ND	µg/L	1	05/21/2019 6:07	153489
Surr: 1,2-Dichloroethane-d4	*	79.6-118		98.8	%REC	1	05/21/2019 6:07	153489
Surr: 4-Bromofluorobenzene	*	83.9-115		99.5	%REC	1	05/21/2019 6:07	153489
Surr: Dibromofluoromethane	*	84.9-113		99.7	%REC	1	05/21/2019 6:07	153489
Surr: Toluene-d8	*	86.7-112		97.0	%REC	1	05/21/2019 6:07	153489

Client: ERM
 Client Project: Champaign GW
 Lab ID: 19051182-025
 Matrix: GROUNDWATER

Work Order: 19051182
 Report Date: 29-May-2019
 Client Sample ID: UMW-305-WG-20190514
 Collection Date: 05/14/2019 17:10

Analyses	Certification	RL	Qual	Result	Units	DF	Date Analyzed	Batch
SW-846 9012A (TOTAL)								
Cyanide	NELAP	0.005		0.011	mg/L	1	05/24/2019 8:24	153551
SW-846 3005A, 6010B, METALS BY ICP (TOTAL)								
Arsenic	NELAP	0.0250		< 0.0250	mg/L	1	05/20/2019 15:22	153399
Barium	NELAP	0.0025		0.0941	mg/L	1	05/20/2019 15:22	153399
Cadmium	NELAP	0.0020		< 0.0020	mg/L	1	05/20/2019 15:22	153399
Chromium	NELAP	0.0050		< 0.0050	mg/L	1	05/20/2019 15:22	153399
Lead	NELAP	0.0075		< 0.0075	mg/L	1	05/20/2019 15:22	153399
Selenium	NELAP	0.0400		< 0.0400	mg/L	1	05/20/2019 15:22	153399
Silver	NELAP	0.0070		< 0.0070	mg/L	1	05/20/2019 15:22	153399
SW-846 7470A (TOTAL)								
Mercury	NELAP	0.00020		< 0.00020	mg/L	1	05/20/2019 11:07	153408
SW-846 3510C,8270C, SEMI-VOLATILE ORGANIC COMPOUNDS								
Acenaphthene	NELAP	0.000100	H	0.000283	mg/L	1	05/24/2019 18:05	153561
Acenaphthylene	NELAP	0.000100	H	0.000283	mg/L	1	05/24/2019 18:05	153561
Anthracene	NELAP	0.000100	H	ND	mg/L	1	05/24/2019 18:05	153561
Benzo(a)anthracene	NELAP	0.000100	H	ND	mg/L	1	05/24/2019 18:05	153561
Benzo(a)pyrene	NELAP	0.000100	H	ND	mg/L	1	05/24/2019 18:05	153561
Benzo(b)fluoranthene	NELAP	0.000100	H	ND	mg/L	1	05/24/2019 18:05	153561
Benzo(g,h,i)perylene	NELAP	0.000200	H	ND	mg/L	1	05/24/2019 18:05	153561
Benzo(k)fluoranthene	NELAP	0.000100	H	ND	mg/L	1	05/24/2019 18:05	153561
Chrysene	NELAP	0.000100	H	ND	mg/L	1	05/24/2019 18:05	153561
Dibenzo(a,h)anthracene	NELAP	0.000100	H	ND	mg/L	1	05/24/2019 18:05	153561
Fluoranthene	NELAP	0.000200	H	ND	mg/L	1	05/24/2019 18:05	153561
Fluorene	NELAP	0.000100	H	0.000113	mg/L	1	05/24/2019 18:05	153561
Indeno(1,2,3-cd)pyrene	NELAP	0.000100	H	ND	mg/L	1	05/24/2019 18:05	153561
Naphthalene	NELAP	0.200	H	0.910	mg/L	1000	05/28/2019 14:01	153561
Phenanthrene	NELAP	0.000400	H	ND	mg/L	1	05/24/2019 18:05	153561
Pyrene	NELAP	0.000200	H	ND	mg/L	1	05/24/2019 18:05	153561
Surr: 2-Fluorobiphenyl	*	21.4-142	H	82.0	%REC	1	05/24/2019 18:05	153561
Surr: Nitrobenzene-d5	*	15-163	H	98.0	%REC	1	05/24/2019 18:05	153561
Surr: p-Terphenyl-d14	*	10-173	H	109.6	%REC	1	05/24/2019 18:05	153561
<i>Sample required re-analysis out of hold time.</i>								
SW-846 5030, 8260B, VOLATILE ORGANIC COMPOUNDS BY GC/MS								
Benzene	NELAP	0.5		ND	µg/L	1	05/21/2019 6:33	153489
Ethylbenzene	NELAP	2.0		ND	µg/L	1	05/21/2019 6:33	153489
Toluene	NELAP	2.0		ND	µg/L	1	05/21/2019 6:33	153489
Xylenes, Total	NELAP	4.0		ND	µg/L	1	05/21/2019 6:33	153489
Surr: 1,2-Dichloroethane-d4	*	79.6-118		98.5	%REC	1	05/21/2019 6:33	153489
Surr: 4-Bromofluorobenzene	*	83.9-115		103.8	%REC	1	05/21/2019 6:33	153489
Surr: Dibromofluoromethane	*	84.9-113		100.6	%REC	1	05/21/2019 6:33	153489
Surr: Toluene-d8	*	86.7-112		97.9	%REC	1	05/21/2019 6:33	153489

Client: ERM
 Client Project: Champaign GW
 Lab ID: 19051182-026
 Matrix: GROUNDWATER

Work Order: 19051182
 Report Date: 29-May-2019
 Client Sample ID: UMW-306-WG-20190514
 Collection Date: 05/14/2019 15:50

Analyses	Certification	RL	Qual	Result	Units	DF	Date Analyzed	Batch
SW-846 9012A (TOTAL)								
Cyanide	NELAP	0.005		0.014	mg/L	1	05/22/2019 17:31	153504
SW-846 3005A, 6010B, METALS BY ICP (TOTAL)								
Arsenic	NELAP	0.0250		< 0.0250	mg/L	1	05/20/2019 15:37	153399
Barium	NELAP	0.0025		0.110	mg/L	1	05/20/2019 15:37	153399
Cadmium	NELAP	0.0020		< 0.0020	mg/L	1	05/20/2019 15:37	153399
Chromium	NELAP	0.0050		< 0.0050	mg/L	1	05/20/2019 15:37	153399
Lead	NELAP	0.0075		< 0.0075	mg/L	1	05/20/2019 15:37	153399
Selenium	NELAP	0.0400		< 0.0400	mg/L	1	05/20/2019 15:37	153399
Silver	NELAP	0.0070		< 0.0070	mg/L	1	05/20/2019 15:37	153399
SW-846 7470A (TOTAL)								
Mercury	NELAP	0.00020		< 0.00020	mg/L	1	05/22/2019 8:43	153502
SW-846 3510C,8270C, SEMI-VOLATILE ORGANIC COMPOUNDS								
Acenaphthene	NELAP	0.000100		ND	mg/L	1	05/23/2019 5:49	153467
Acenaphthylene	NELAP	0.000100		ND	mg/L	1	05/23/2019 5:49	153467
Anthracene	NELAP	0.000100		ND	mg/L	1	05/23/2019 5:49	153467
Benzo(a)anthracene	NELAP	0.000100		ND	mg/L	1	05/23/2019 5:49	153467
Benzo(a)pyrene	NELAP	0.000100		ND	mg/L	1	05/23/2019 5:49	153467
Benzo(b)fluoranthene	NELAP	0.000100		ND	mg/L	1	05/23/2019 5:49	153467
Benzo(g,h,i)perylene	NELAP	0.000200		ND	mg/L	1	05/23/2019 5:49	153467
Benzo(k)fluoranthene	NELAP	0.000100		ND	mg/L	1	05/23/2019 5:49	153467
Chrysene	NELAP	0.000100		ND	mg/L	1	05/23/2019 5:49	153467
Dibenzo(a,h)anthracene	NELAP	0.000100		ND	mg/L	1	05/23/2019 5:49	153467
Fluoranthene	NELAP	0.000200		ND	mg/L	1	05/23/2019 5:49	153467
Fluorene	NELAP	0.000100		ND	mg/L	1	05/23/2019 5:49	153467
Indeno(1,2,3-cd)pyrene	NELAP	0.000100		ND	mg/L	1	05/23/2019 5:49	153467
Naphthalene	NELAP	0.000200		0.000352	mg/L	1	05/23/2019 5:49	153467
Phenanthrene	NELAP	0.000400		ND	mg/L	1	05/23/2019 5:49	153467
Pyrene	NELAP	0.000200		ND	mg/L	1	05/23/2019 5:49	153467
Surr: 2-Fluorobiphenyl	*	21.4-142		65.7	%REC	1	05/23/2019 5:49	153467
Surr: Nitrobenzene-d5	*	15-163		76.5	%REC	1	05/23/2019 5:49	153467
Surr: p-Terphenyl-d14	*	10-173		99.8	%REC	1	05/23/2019 5:49	153467
SW-846 5030, 8260B, VOLATILE ORGANIC COMPOUNDS BY GC/MS								
Benzene	NELAP	0.5		ND	µg/L	1	05/25/2019 3:24	153681
Ethylbenzene	NELAP	2.0	S	ND	µg/L	1	05/25/2019 3:24	153681
Toluene	NELAP	2.0	S	ND	µg/L	1	05/25/2019 3:24	153681
Xylenes, Total	NELAP	4.0	S	ND	µg/L	1	05/25/2019 3:24	153681
Surr: 1,2-Dichloroethane-d4	*	79.6-118		100.1	%REC	1	05/25/2019 3:24	153681
Surr: 4-Bromofluorobenzene	*	83.9-115		101.4	%REC	1	05/25/2019 3:24	153681
Surr: Dibromofluoromethane	*	84.9-113		101.3	%REC	1	05/25/2019 3:24	153681
Surr: Toluene-d8	*	86.7-112		96.9	%REC	1	05/25/2019 3:24	153681

Matrix spike did not recover within control limits due to matrix interference.
 Insufficient sample for re-analysis.

Client: ERM
 Client Project: Champaign GW
 Lab ID: 19051182-027
 Matrix: GROUNDWATER

Work Order: 19051182
 Report Date: 29-May-2019
 Client Sample ID: UMW-307-WG-20190514
 Collection Date: 05/14/2019 14:10

Analyses	Certification	RL	Qual	Result	Units	DF	Date Analyzed	Batch
SW-846 9012A (TOTAL)								
Cyanide	NELAP	0.005		0.046	mg/L	1	05/22/2019 18:49	153504
SW-846 3005A, 6010B, METALS BY ICP (TOTAL)								
Arsenic	NELAP	0.0250		< 0.0250	mg/L	1	05/20/2019 15:59	153399
Barium	NELAP	0.0025		0.110	mg/L	1	05/20/2019 15:59	153399
Cadmium	NELAP	0.0020		< 0.0020	mg/L	1	05/20/2019 15:59	153399
Chromium	NELAP	0.0050		< 0.0050	mg/L	1	05/20/2019 15:59	153399
Lead	NELAP	0.0075		< 0.0075	mg/L	1	05/20/2019 15:59	153399
Selenium	NELAP	0.0400		< 0.0400	mg/L	1	05/20/2019 15:59	153399
Silver	NELAP	0.0070		< 0.0070	mg/L	1	05/20/2019 15:59	153399
SW-846 7470A (TOTAL)								
Mercury	NELAP	0.00020		< 0.00020	mg/L	1	05/20/2019 11:49	153409
SW-846 3510C,8270C, SEMI-VOLATILE ORGANIC COMPOUNDS								
Acenaphthene	NELAP	0.000100		ND	mg/L	1	05/23/2019 11:48	153467
Acenaphthylene	NELAP	0.000100		ND	mg/L	1	05/23/2019 11:48	153467
Anthracene	NELAP	0.000100		ND	mg/L	1	05/23/2019 11:48	153467
Benzo(a)anthracene	NELAP	0.000100		ND	mg/L	1	05/23/2019 11:48	153467
Benzo(a)pyrene	NELAP	0.000100		ND	mg/L	1	05/23/2019 11:48	153467
Benzo(b)fluoranthene	NELAP	0.000100		ND	mg/L	1	05/23/2019 11:48	153467
Benzo(g,h,i)perylene	NELAP	0.000200		ND	mg/L	1	05/23/2019 11:48	153467
Benzo(k)fluoranthene	NELAP	0.000100		ND	mg/L	1	05/23/2019 11:48	153467
Chrysene	NELAP	0.000100		ND	mg/L	1	05/23/2019 11:48	153467
Dibenzo(a,h)anthracene	NELAP	0.000100		ND	mg/L	1	05/23/2019 11:48	153467
Fluoranthene	NELAP	0.000200		ND	mg/L	1	05/23/2019 11:48	153467
Fluorene	NELAP	0.000100		ND	mg/L	1	05/23/2019 11:48	153467
Indeno(1,2,3-cd)pyrene	NELAP	0.000100		ND	mg/L	1	05/23/2019 11:48	153467
Naphthalene	NELAP	0.000200		ND	mg/L	1	05/23/2019 11:48	153467
Phenanthrene	NELAP	0.000400		ND	mg/L	1	05/23/2019 11:48	153467
Pyrene	NELAP	0.000200		ND	mg/L	1	05/23/2019 11:48	153467
Surr: 2-Fluorobiphenyl	*	21.4-142		65.7	%REC	1	05/23/2019 11:48	153467
Surr: Nitrobenzene-d5	*	15-163		70.9	%REC	1	05/23/2019 11:48	153467
Surr: p-Terphenyl-d14	*	10-173		92.9	%REC	1	05/23/2019 11:48	153467
SW-846 5030, 8260B, VOLATILE ORGANIC COMPOUNDS BY GC/MS								
Benzene	NELAP	0.5		ND	µg/L	1	05/25/2019 3:52	153681
Ethylbenzene	NELAP	2.0		ND	µg/L	1	05/25/2019 3:52	153681
Toluene	NELAP	2.0		ND	µg/L	1	05/25/2019 3:52	153681
Xylenes, Total	NELAP	4.0		ND	µg/L	1	05/25/2019 3:52	153681
Surr: 1,2-Dichloroethane-d4	*	79.6-118		100.7	%REC	1	05/25/2019 3:52	153681
Surr: 4-Bromofluorobenzene	*	83.9-115		97.4	%REC	1	05/25/2019 3:52	153681
Surr: Dibromofluoromethane	*	84.9-113		100.3	%REC	1	05/25/2019 3:52	153681
Surr: Toluene-d8	*	86.7-112		97.8	%REC	1	05/25/2019 3:52	153681

Client: ERM
 Client Project: Champaign GW
 Lab ID: 19051182-028
 Matrix: GROUNDWATER

Work Order: 19051182
 Report Date: 29-May-2019
 Client Sample ID: UMW-308-WG-20190515
 Collection Date: 05/15/2019 10:00

Analyses	Certification	RL	Qual	Result	Units	DF	Date Analyzed	Batch
SW-846 9012A (TOTAL)								
Cyanide	NELAP	0.005		0.022	mg/L	1	05/22/2019 18:54	153504
SW-846 3005A, 6010B, METALS BY ICP (TOTAL)								
Arsenic	NELAP	0.0250		< 0.0250	mg/L	1	05/20/2019 16:03	153399
Barium	NELAP	0.0025		0.109	mg/L	1	05/20/2019 16:03	153399
Cadmium	NELAP	0.0020		< 0.0020	mg/L	1	05/20/2019 16:03	153399
Chromium	NELAP	0.0050		< 0.0050	mg/L	1	05/20/2019 16:03	153399
Lead	NELAP	0.0075		< 0.0075	mg/L	1	05/20/2019 16:03	153399
Selenium	NELAP	0.0400		< 0.0400	mg/L	1	05/20/2019 16:03	153399
Silver	NELAP	0.0070		< 0.0070	mg/L	1	05/20/2019 16:03	153399
SW-846 7470A (TOTAL)								
Mercury	NELAP	0.00020		< 0.00020	mg/L	1	05/20/2019 11:51	153409
SW-846 3510C,8270C, SEMI-VOLATILE ORGANIC COMPOUNDS								
Acenaphthene	NELAP	0.000100		ND	mg/L	1	05/23/2019 1:25	153510
Acenaphthylene	NELAP	0.000100		ND	mg/L	1	05/23/2019 1:25	153510
Anthracene	NELAP	0.000100		ND	mg/L	1	05/23/2019 1:25	153510
Benzo(a)anthracene	NELAP	0.000100		ND	mg/L	1	05/23/2019 1:25	153510
Benzo(a)pyrene	NELAP	0.000100		ND	mg/L	1	05/23/2019 1:25	153510
Benzo(b)fluoranthene	NELAP	0.000100		ND	mg/L	1	05/23/2019 1:25	153510
Benzo(g,h,i)perylene	NELAP	0.000200		ND	mg/L	1	05/23/2019 1:25	153510
Benzo(k)fluoranthene	NELAP	0.000100		ND	mg/L	1	05/23/2019 1:25	153510
Chrysene	NELAP	0.000100		ND	mg/L	1	05/23/2019 1:25	153510
Dibenzo(a,h)anthracene	NELAP	0.000100		ND	mg/L	1	05/23/2019 1:25	153510
Fluoranthene	NELAP	0.000200		ND	mg/L	1	05/23/2019 1:25	153510
Fluorene	NELAP	0.000100		ND	mg/L	1	05/23/2019 1:25	153510
Indeno(1,2,3-cd)pyrene	NELAP	0.000100		ND	mg/L	1	05/23/2019 1:25	153510
Naphthalene	NELAP	0.000200		ND	mg/L	1	05/23/2019 1:25	153510
Phenanthrene	NELAP	0.000400		ND	mg/L	1	05/23/2019 1:25	153510
Pyrene	NELAP	0.000200		ND	mg/L	1	05/23/2019 1:25	153510
Surr: 2-Fluorobiphenyl	*	21.4-142		69.9	%REC	1	05/23/2019 1:25	153510
Surr: Nitrobenzene-d5	*	15-163		78.3	%REC	1	05/23/2019 1:25	153510
Surr: p-Terphenyl-d14	*	10-173		113.8	%REC	1	05/23/2019 1:25	153510
SW-846 5030, 8260B, VOLATILE ORGANIC COMPOUNDS BY GC/MS								
Benzene	NELAP	0.5		ND	µg/L	1	05/25/2019 4:20	153681
Ethylbenzene	NELAP	2.0		ND	µg/L	1	05/25/2019 4:20	153681
Toluene	NELAP	2.0		ND	µg/L	1	05/25/2019 4:20	153681
Xylenes, Total	NELAP	4.0		ND	µg/L	1	05/25/2019 4:20	153681
Surr: 1,2-Dichloroethane-d4	*	79.6-118		101.7	%REC	1	05/25/2019 4:20	153681
Surr: 4-Bromofluorobenzene	*	83.9-115		94.8	%REC	1	05/25/2019 4:20	153681
Surr: Dibromofluoromethane	*	84.9-113		100.6	%REC	1	05/25/2019 4:20	153681
Surr: Toluene-d8	*	86.7-112		95.5	%REC	1	05/25/2019 4:20	153681

Client: ERM
 Client Project: Champaign GW
 Lab ID: 19051182-029
 Matrix: GROUNDWATER

Work Order: 19051182
 Report Date: 29-May-2019
 Client Sample ID: DUP 001-WG-20190514
 Collection Date: 05/14/2019 0:00

Analyses	Certification	RL	Qual	Result	Units	DF	Date Analyzed	Batch
SW-846 9012A (TOTAL)								
Cyanide	NELAP	0.050		0.370	mg/L	10	05/23/2019 11:42	153504
SW-846 3005A, 6010B, METALS BY ICP (TOTAL)								
Arsenic	NELAP	0.0250		< 0.0250	mg/L	1	05/20/2019 16:07	153399
Barium	NELAP	0.0025		0.142	mg/L	1	05/20/2019 16:07	153399
Cadmium	NELAP	0.0020		< 0.0020	mg/L	1	05/20/2019 16:07	153399
Chromium	NELAP	0.0050		< 0.0050	mg/L	1	05/20/2019 16:07	153399
Lead	NELAP	0.0075		< 0.0075	mg/L	1	05/20/2019 16:07	153399
Selenium	NELAP	0.0400		< 0.0400	mg/L	1	05/20/2019 16:07	153399
Silver	NELAP	0.0070		< 0.0070	mg/L	1	05/20/2019 16:07	153399
SW-846 7470A (TOTAL)								
Mercury	NELAP	0.00020		< 0.00020	mg/L	1	05/20/2019 11:53	153409
SW-846 3510C,8270C, SEMI-VOLATILE ORGANIC COMPOUNDS								
Acenaphthene	NELAP	0.000100		ND	mg/L	1	05/23/2019 12:27	153467
Acenaphthylene	NELAP	0.000100		ND	mg/L	1	05/23/2019 12:27	153467
Anthracene	NELAP	0.000100		ND	mg/L	1	05/23/2019 12:27	153467
Benzo(a)anthracene	NELAP	0.000100		ND	mg/L	1	05/23/2019 12:27	153467
Benzo(a)pyrene	NELAP	0.000100		ND	mg/L	1	05/23/2019 12:27	153467
Benzo(b)fluoranthene	NELAP	0.000100		ND	mg/L	1	05/23/2019 12:27	153467
Benzo(g,h,i)perylene	NELAP	0.000200		ND	mg/L	1	05/23/2019 12:27	153467
Benzo(k)fluoranthene	NELAP	0.000100		ND	mg/L	1	05/23/2019 12:27	153467
Chrysene	NELAP	0.000100		ND	mg/L	1	05/23/2019 12:27	153467
Dibenzo(a,h)anthracene	NELAP	0.000100		ND	mg/L	1	05/23/2019 12:27	153467
Fluoranthene	NELAP	0.000200		ND	mg/L	1	05/23/2019 12:27	153467
Fluorene	NELAP	0.000100		ND	mg/L	1	05/23/2019 12:27	153467
Indeno(1,2,3-cd)pyrene	NELAP	0.000100		ND	mg/L	1	05/23/2019 12:27	153467
Naphthalene	NELAP	0.000200		ND	mg/L	1	05/23/2019 12:27	153467
Phenanthrene	NELAP	0.000400		ND	mg/L	1	05/23/2019 12:27	153467
Pyrene	NELAP	0.000200		ND	mg/L	1	05/23/2019 12:27	153467
Surr: 2-Fluorobiphenyl	*	21.4-142		70.9	%REC	1	05/23/2019 12:27	153467
Surr: Nitrobenzene-d5	*	15-163		72.2	%REC	1	05/23/2019 12:27	153467
Surr: p-Terphenyl-d14	*	10-173		100.3	%REC	1	05/23/2019 12:27	153467
SW-846 5030, 8260B, VOLATILE ORGANIC COMPOUNDS BY GC/MS								
Benzene	NELAP	0.5		3.3	µg/L	1	05/25/2019 4:47	153681
Ethylbenzene	NELAP	2.0		ND	µg/L	1	05/25/2019 4:47	153681
Toluene	NELAP	2.0		ND	µg/L	1	05/25/2019 4:47	153681
Xylenes, Total	NELAP	4.0		ND	µg/L	1	05/25/2019 4:47	153681
Surr: 1,2-Dichloroethane-d4	*	79.6-118		101.5	%REC	1	05/25/2019 4:47	153681
Surr: 4-Bromofluorobenzene	*	83.9-115		100.0	%REC	1	05/25/2019 4:47	153681
Surr: Dibromofluoromethane	*	84.9-113		99.5	%REC	1	05/25/2019 4:47	153681
Surr: Toluene-d8	*	86.7-112		98.5	%REC	1	05/25/2019 4:47	153681

Client: ERM
 Client Project: Champaign GW
 Lab ID: 19051182-030
 Matrix: GROUNDWATER

Work Order: 19051182
 Report Date: 29-May-2019
 Client Sample ID: DUP 002-WG-20190515
 Collection Date: 05/15/2019 0:00

Analyses	Certification	RL	Qual	Result	Units	DF	Date Analyzed	Batch
SW-846 9012A (TOTAL)								
Cyanide	NELAP	0.005		0.007	mg/L	1	05/22/2019 19:07	153504
SW-846 3005A, 6010B, METALS BY ICP (TOTAL)								
Arsenic	NELAP	0.0250		< 0.0250	mg/L	1	05/20/2019 16:10	153399
Barium	NELAP	0.0025		0.0251	mg/L	1	05/20/2019 16:10	153399
Cadmium	NELAP	0.0020		< 0.0020	mg/L	1	05/20/2019 16:10	153399
Chromium	NELAP	0.0050		< 0.0050	mg/L	1	05/20/2019 16:10	153399
Lead	NELAP	0.0075		< 0.0075	mg/L	1	05/20/2019 16:10	153399
Selenium	NELAP	0.0400		< 0.0400	mg/L	1	05/20/2019 16:10	153399
Silver	NELAP	0.0070		< 0.0070	mg/L	1	05/20/2019 16:10	153399
SW-846 7470A (TOTAL)								
Mercury	NELAP	0.00020		< 0.00020	mg/L	1	05/20/2019 11:55	153409
SW-846 3510C,8270C, SEMI-VOLATILE ORGANIC COMPOUNDS								
Acenaphthene	NELAP	0.000172		0.000642	mg/L	1	05/23/2019 2:41	153467
Acenaphthylene	NELAP	0.000172		0.000386	mg/L	1	05/23/2019 2:41	153467
Anthracene	NELAP	0.000172		ND	mg/L	1	05/23/2019 2:41	153467
Benzo(a)anthracene	NELAP	0.000172		ND	mg/L	1	05/23/2019 2:41	153467
Benzo(a)pyrene	NELAP	0.000172		ND	mg/L	1	05/23/2019 2:41	153467
Benzo(b)fluoranthene	NELAP	0.000172		ND	mg/L	1	05/23/2019 2:41	153467
Benzo(g,h,i)perylene	NELAP	0.000345		ND	mg/L	1	05/23/2019 2:41	153467
Benzo(k)fluoranthene	NELAP	0.000172		ND	mg/L	1	05/23/2019 2:41	153467
Chrysene	NELAP	0.000172		ND	mg/L	1	05/23/2019 2:41	153467
Dibenzo(a,h)anthracene	NELAP	0.000172		ND	mg/L	1	05/23/2019 2:41	153467
Fluoranthene	NELAP	0.000345		ND	mg/L	1	05/23/2019 2:41	153467
Fluorene	NELAP	0.000172		0.000253	mg/L	1	05/23/2019 2:41	153467
Indeno(1,2,3-cd)pyrene	NELAP	0.000172		ND	mg/L	1	05/23/2019 2:41	153467
Naphthalene	NELAP	0.00862		0.0666	mg/L	25	05/23/2019 13:43	153467
Phenanthrene	NELAP	0.000690		ND	mg/L	1	05/23/2019 2:41	153467
Pyrene	NELAP	0.000345		ND	mg/L	1	05/23/2019 2:41	153467
Surr: 2-Fluorobiphenyl	*	21.4-142		64.9	%REC	1	05/23/2019 2:41	153467
Surr: Nitrobenzene-d5	*	15-163		74.3	%REC	1	05/23/2019 2:41	153467
Surr: p-Terphenyl-d14	*	10-173		101.9	%REC	1	05/23/2019 2:41	153467
<i>Elevated reporting limit due to lab error.</i>								
SW-846 5030, 8260B, VOLATILE ORGANIC COMPOUNDS BY GC/MS								
Benzene	NELAP	0.5		166	µg/L	1	05/25/2019 5:15	153681
Ethylbenzene	NELAP	2.0		17.7	µg/L	1	05/25/2019 5:15	153681
Toluene	NELAP	2.0		103	µg/L	1	05/25/2019 5:15	153681
Xylenes, Total	NELAP	4.0		48.0	µg/L	1	05/25/2019 5:15	153681
Surr: 1,2-Dichloroethane-d4	*	79.6-118		95.4	%REC	1	05/25/2019 5:15	153681
Surr: 4-Bromofluorobenzene	*	83.9-115		101.9	%REC	1	05/25/2019 5:15	153681
Surr: Dibromofluoromethane	*	84.9-113		99.5	%REC	1	05/25/2019 5:15	153681
Surr: Toluene-d8	*	86.7-112		93.1	%REC	1	05/25/2019 5:15	153681

Client: ERM
 Client Project: Champaign GW
 Lab ID: 19051182-031
 Matrix: GROUNDWATER

Work Order: 19051182
 Report Date: 29-May-2019
 Client Sample ID: DUP 003-WG-20190515
 Collection Date: 05/15/2019 0:00

Analyses	Certification	RL	Qual	Result	Units	DF	Date Analyzed	Batch
SW-846 9012A (TOTAL)								
Cyanide	NELAP	0.025		0.130	mg/L	5	05/23/2019 11:51	153504
SW-846 3005A, 6010B, METALS BY ICP (TOTAL)								
Arsenic	NELAP	0.0250		< 0.0250	mg/L	1	05/20/2019 16:14	153399
Barium	NELAP	0.0025		0.0597	mg/L	1	05/20/2019 16:14	153399
Cadmium	NELAP	0.0020		< 0.0020	mg/L	1	05/20/2019 16:14	153399
Chromium	NELAP	0.0050		< 0.0050	mg/L	1	05/20/2019 16:14	153399
Lead	NELAP	0.0075		< 0.0075	mg/L	1	05/20/2019 16:14	153399
Selenium	NELAP	0.0400		< 0.0400	mg/L	1	05/20/2019 16:14	153399
Silver	NELAP	0.0070		< 0.0070	mg/L	1	05/20/2019 16:14	153399
SW-846 7470A (TOTAL)								
Mercury	NELAP	0.00020		< 0.00020	mg/L	1	05/20/2019 11:58	153409
SW-846 3510C,8270C, SEMI-VOLATILE ORGANIC COMPOUNDS								
Acenaphthene	NELAP	0.000100		ND	mg/L	1	05/23/2019 3:19	153467
Acenaphthylene	NELAP	0.000100		ND	mg/L	1	05/23/2019 3:19	153467
Anthracene	NELAP	0.000100		ND	mg/L	1	05/23/2019 3:19	153467
Benzo(a)anthracene	NELAP	0.000100		ND	mg/L	1	05/23/2019 3:19	153467
Benzo(a)pyrene	NELAP	0.000100		ND	mg/L	1	05/23/2019 3:19	153467
Benzo(b)fluoranthene	NELAP	0.000100		ND	mg/L	1	05/23/2019 3:19	153467
Benzo(g,h,i)perylene	NELAP	0.000200		ND	mg/L	1	05/23/2019 3:19	153467
Benzo(k)fluoranthene	NELAP	0.000100		ND	mg/L	1	05/23/2019 3:19	153467
Chrysene	NELAP	0.000100		ND	mg/L	1	05/23/2019 3:19	153467
Dibenzo(a,h)anthracene	NELAP	0.000100		ND	mg/L	1	05/23/2019 3:19	153467
Fluoranthene	NELAP	0.000200		ND	mg/L	1	05/23/2019 3:19	153467
Fluorene	NELAP	0.000100		ND	mg/L	1	05/23/2019 3:19	153467
Indeno(1,2,3-cd)pyrene	NELAP	0.000100		ND	mg/L	1	05/23/2019 3:19	153467
Naphthalene	NELAP	0.000200		0.00102	mg/L	1	05/23/2019 3:19	153467
Phenanthrene	NELAP	0.000400		ND	mg/L	1	05/23/2019 3:19	153467
Pyrene	NELAP	0.000200		ND	mg/L	1	05/23/2019 3:19	153467
Surr: 2-Fluorobiphenyl	*	21.4-142		74.7	%REC	1	05/23/2019 3:19	153467
Surr: Nitrobenzene-d5	*	15-163		76.7	%REC	1	05/23/2019 3:19	153467
Surr: p-Terphenyl-d14	*	10-173		116.3	%REC	1	05/23/2019 3:19	153467
SW-846 5030, 8260B, VOLATILE ORGANIC COMPOUNDS BY GC/MS								
Benzene	NELAP	5.0		288	µg/L	10	05/28/2019 15:42	153729
Ethylbenzene	NELAP	20.0		751	µg/L	10	05/28/2019 15:42	153729
Toluene	NELAP	2.0		9.4	µg/L	1	05/25/2019 5:42	153681
Xylenes, Total	NELAP	4.0		228	µg/L	1	05/25/2019 5:42	153681
Surr: 1,2-Dichloroethane-d4	*	79.6-118		98.4	%REC	1	05/25/2019 5:42	153681
Surr: 4-Bromofluorobenzene	*	83.9-115		103.3	%REC	1	05/25/2019 5:42	153681
Surr: Dibromofluoromethane	*	84.9-113		100.5	%REC	1	05/25/2019 5:42	153681
Surr: Toluene-d8	*	86.7-112		98.7	%REC	1	05/25/2019 5:42	153681

Client: ERM
 Client Project: Champaign GW
 Lab ID: 19051182-032
 Matrix: GROUNDWATER

Work Order: 19051182
 Report Date: 29-May-2019
 Client Sample ID: EB-01-WQ-20190515
 Collection Date: 05/15/2019 10:20

Analyses	Certification	RL	Qual	Result	Units	DF	Date Analyzed	Batch
SW-846 9012A (TOTAL)								
Cyanide	NELAP	0.005		< 0.005	mg/L	1	05/22/2019 19:15	153504
SW-846 3005A, 6010B, METALS BY ICP (TOTAL)								
Arsenic	NELAP	0.0250		< 0.0250	mg/L	1	05/20/2019 16:18	153399
Barium	NELAP	0.0025		< 0.0025	mg/L	1	05/20/2019 16:18	153399
Cadmium	NELAP	0.0020		< 0.0020	mg/L	1	05/20/2019 16:18	153399
Chromium	NELAP	0.0050		< 0.0050	mg/L	1	05/20/2019 16:18	153399
Lead	NELAP	0.0075		< 0.0075	mg/L	1	05/20/2019 16:18	153399
Selenium	NELAP	0.0400		< 0.0400	mg/L	1	05/20/2019 16:18	153399
Silver	NELAP	0.0070		< 0.0070	mg/L	1	05/20/2019 16:18	153399
SW-846 7470A (TOTAL)								
Mercury	NELAP	0.00020		< 0.00020	mg/L	1	05/22/2019 8:49	153502
SW-846 3510C,8270C, SEMI-VOLATILE ORGANIC COMPOUNDS								
Acenaphthene	NELAP	0.000100		ND	mg/L	1	05/23/2019 2:03	153510
Acenaphthylene	NELAP	0.000100		ND	mg/L	1	05/23/2019 2:03	153510
Anthracene	NELAP	0.000100		ND	mg/L	1	05/23/2019 2:03	153510
Benzo(a)anthracene	NELAP	0.000100		ND	mg/L	1	05/23/2019 2:03	153510
Benzo(a)pyrene	NELAP	0.000100		ND	mg/L	1	05/23/2019 2:03	153510
Benzo(b)fluoranthene	NELAP	0.000100		ND	mg/L	1	05/23/2019 2:03	153510
Benzo(g,h,i)perylene	NELAP	0.000200		ND	mg/L	1	05/23/2019 2:03	153510
Benzo(k)fluoranthene	NELAP	0.000100		ND	mg/L	1	05/23/2019 2:03	153510
Chrysene	NELAP	0.000100		ND	mg/L	1	05/23/2019 2:03	153510
Dibenzo(a,h)anthracene	NELAP	0.000100		ND	mg/L	1	05/23/2019 2:03	153510
Fluoranthene	NELAP	0.000200		ND	mg/L	1	05/23/2019 2:03	153510
Fluorene	NELAP	0.000100		ND	mg/L	1	05/23/2019 2:03	153510
Indeno(1,2,3-cd)pyrene	NELAP	0.000100		ND	mg/L	1	05/23/2019 2:03	153510
Naphthalene	NELAP	0.000200		0.00163	mg/L	1	05/23/2019 2:03	153510
Phenanthrene	NELAP	0.000400		ND	mg/L	1	05/23/2019 2:03	153510
Pyrene	NELAP	0.000200		ND	mg/L	1	05/23/2019 2:03	153510
Surr: 2-Fluorobiphenyl	*	21.4-142		73.9	%REC	1	05/23/2019 2:03	153510
Surr: Nitrobenzene-d5	*	15-163		74.4	%REC	1	05/23/2019 2:03	153510
Surr: p-Terphenyl-d14	*	10-173		110.6	%REC	1	05/23/2019 2:03	153510
SW-846 5030, 8260B, VOLATILE ORGANIC COMPOUNDS BY GC/MS								
Benzene	NELAP	0.5		ND	µg/L	1	05/17/2019 12:28	153419
Ethylbenzene	NELAP	2.0		ND	µg/L	1	05/17/2019 12:28	153419
Toluene	NELAP	2.0		ND	µg/L	1	05/17/2019 12:28	153419
Xylenes, Total	NELAP	4.0		ND	µg/L	1	05/17/2019 12:28	153419
Surr: 1,2-Dichloroethane-d4	*	79.6-118		97.4	%REC	1	05/17/2019 12:28	153419
Surr: 4-Bromofluorobenzene	*	83.9-115		102.5	%REC	1	05/17/2019 12:28	153419
Surr: Dibromofluoromethane	*	84.9-113		99.5	%REC	1	05/17/2019 12:28	153419
Surr: Toluene-d8	*	86.7-112		97.7	%REC	1	05/17/2019 12:28	153419



Laboratory Results

<http://www.teklabinc.com/>

Client: ERM

Work Order: 19051182

Client Project: Champaign GW

Report Date: 29-May-2019

Lab ID: 19051182-033

Client Sample ID: TB-01-WQ-201905

Matrix: TRIP BLANK

Collection Date: 05/16/2019 16:05

Analyses	Certification	RL	Qual	Result	Units	DF	Date Analyzed	Batch
SW-846 5030, 8260B, VOLATILE ORGANIC COMPOUNDS BY GC/MS								
Benzene	NELAP	0.5		ND	µg/L	1	05/17/2019 12:55	153419
Ethylbenzene	NELAP	2.0		ND	µg/L	1	05/17/2019 12:55	153419
Toluene	NELAP	2.0		ND	µg/L	1	05/17/2019 12:55	153419
Xylenes, Total	NELAP	4.0		ND	µg/L	1	05/17/2019 12:55	153419
Surr: 1,2-Dichloroethane-d4	*	79.6-118		94.5	%REC	1	05/17/2019 12:55	153419
Surr: 4-Bromofluorobenzene	*	83.9-115		102.9	%REC	1	05/17/2019 12:55	153419
Surr: Dibromofluoromethane	*	84.9-113		98.3	%REC	1	05/17/2019 12:55	153419
Surr: Toluene-d8	*	86.7-112		98.5	%REC	1	05/17/2019 12:55	153419

Client: ERM

Work Order: 19051182

Client Project: Champaign GW

Report Date: 29-May-2019

Lab Sample ID	Client Sample ID	Matrix	Fractions	Collection Date
19051182-001	UMW-102-WG-20190513	Groundwater	4	05/13/2019 14:30
19051182-002	UMW-105-WG-20190515	Groundwater	4	05/15/2019 8:55
19051182-003	UMW-106R-WG-20190514	Groundwater	4	05/14/2019 11:50
19051182-004	UMW-107R-WG-20190514	Groundwater	4	05/14/2019 10:10
19051182-005	UMW-108-WG-20190514	Groundwater	4	05/14/2019 9:05
19051182-006	UMW-109-WG-20190513	Groundwater	4	05/13/2019 17:05
19051182-007	UMW-111A-WG-20190513	Groundwater	4	05/13/2019 17:00
19051182-008	UMW-116-WG-20190514	Groundwater	4	05/14/2019 10:30
19051182-009	UMW-117-WG-20190514	Groundwater	4	05/14/2019 9:05
19051182-010	UMW-118-WG-20190514	Groundwater	4	05/14/2019 15:15
19051182-011	UMW-119-WG-20190513	Groundwater	4	05/13/2019 15:45
19051182-012	UMW-120-WG20190513	Groundwater	4	05/13/2019 14:50
19051182-013	UMW-121-WG-20190515	Groundwater	4	05/15/2019 9:55
19051182-014	UMW-122-WG-20190514	Groundwater	4	05/14/2019 12:20
19051182-015	UMW-123-WG-20190514	Groundwater	4	05/14/2019 13:45
19051182-016	UMW-124-WG-20190515	Groundwater	4	05/15/2019 12:15
19051182-017	UMW-125-WG-20190515	Groundwater	4	05/15/2019 12:40
19051182-018	UMW-126-WG-20190514	Groundwater	4	05/14/2019 17:55
19051182-019	UMW-127-WG-20190514	Groundwater	4	05/14/2019 16:55
19051182-020	UMW-300-WG-20190513	Groundwater	4	05/13/2019 16:15
19051182-021	UMW-301R-WG-20190515	Groundwater	4	05/15/2019 8:45
19051182-022	UMW-302-WG-20190515	Groundwater	4	05/15/2019 10:45
19051182-023	UMW-303-WG-20190515	Groundwater	4	05/15/2019 11:50
19051182-024	UMW-304R-WG-20190515	Groundwater	4	05/15/2019 11:15
19051182-025	UMW-305-WG-20190514	Groundwater	4	05/14/2019 17:10
19051182-026	UMW-306-WG-20190514	Groundwater	4	05/14/2019 15:50
19051182-027	UMW-307-WG-20190514	Groundwater	4	05/14/2019 14:10
19051182-028	UMW-308-WG-20190515	Groundwater	4	05/15/2019 10:00
19051182-029	DUP 001-WG-20190514	Groundwater	4	05/14/2019 0:00
19051182-030	DUP 002-WG-20190515	Groundwater	4	05/15/2019 0:00
19051182-031	DUP 003-WG-20190515	Groundwater	4	05/15/2019 0:00
19051182-032	EB-01-WQ-20190515	Groundwater	4	05/15/2019 10:20
19051182-033	TB-01-WQ-201905	Trip Blank	1	05/16/2019 16:05



Dates Report

<http://www.teklabinc.com/>

Client: ERM

Work Order: 19051182

Client Project: Champaign GW

Report Date: 29-May-2019

Sample ID	Client Sample ID	Collection Date	Received Date	Prep Date/Time	Analysis Date/Time
	Test Name				
19051182-001A	UMW-102-WG-20190513	05/13/2019 14:30	05/16/2019 16:05		
	SW-846 3510C,8270C, Semi-Volatile Organic Compounds			05/20/2019 9:34	05/20/2019 16:12
19051182-001B	UMW-102-WG-20190513	05/13/2019 14:30	05/16/2019 16:05		
	SW-846 3005A, 6010B, Metals by ICP (Total)			05/17/2019 10:54	05/20/2019 20:56
	SW-846 7470A (Total)			05/17/2019 14:06	05/20/2019 9:46
19051182-001C	UMW-102-WG-20190513	05/13/2019 14:30	05/16/2019 16:05		
	SW-846 9012A (Total)			05/17/2019 17:21	05/20/2019 15:11
19051182-001D	UMW-102-WG-20190513	05/13/2019 14:30	05/16/2019 16:05		
	SW-846 5030, 8260B, Volatile Organic Compounds by GC/MS				05/20/2019 16:13
19051182-002A	UMW-105-WG-20190515	05/15/2019 8:55	05/16/2019 16:05		
	SW-846 3510C,8270C, Semi-Volatile Organic Compounds			05/21/2019 13:54	05/22/2019 17:03
19051182-002B	UMW-105-WG-20190515	05/15/2019 8:55	05/16/2019 16:05		
	SW-846 3005A, 6010B, Metals by ICP (Total)			05/17/2019 10:54	05/20/2019 21:00
	SW-846 7470A (Total)			05/17/2019 14:06	05/20/2019 9:57
19051182-002C	UMW-105-WG-20190515	05/15/2019 8:55	05/16/2019 16:05		
	SW-846 9012A (Total)			05/17/2019 17:21	05/20/2019 15:15
19051182-002D	UMW-105-WG-20190515	05/15/2019 8:55	05/16/2019 16:05		
	SW-846 5030, 8260B, Volatile Organic Compounds by GC/MS				05/20/2019 16:39
19051182-003A	UMW-106R-WG-20190514	05/14/2019 11:50	05/16/2019 16:05		
	SW-846 3510C,8270C, Semi-Volatile Organic Compounds			05/20/2019 17:25	05/21/2019 17:42
19051182-003B	UMW-106R-WG-20190514	05/14/2019 11:50	05/16/2019 16:05		
	SW-846 3005A, 6010B, Metals by ICP (Total)			05/17/2019 10:54	05/20/2019 21:04
	SW-846 7470A (Total)			05/17/2019 14:06	05/20/2019 10:00
19051182-003C	UMW-106R-WG-20190514	05/14/2019 11:50	05/16/2019 16:05		
	SW-846 9012A (Total)			05/17/2019 17:21	05/20/2019 15:24
19051182-003D	UMW-106R-WG-20190514	05/14/2019 11:50	05/16/2019 16:05		
	SW-846 5030, 8260B, Volatile Organic Compounds by GC/MS				05/20/2019 17:05
19051182-004A	UMW-107R-WG-20190514	05/14/2019 10:10	05/16/2019 16:05		
	SW-846 3510C,8270C, Semi-Volatile Organic Compounds			05/20/2019 17:25	05/21/2019 18:21
19051182-004B	UMW-107R-WG-20190514	05/14/2019 10:10	05/16/2019 16:05		
	SW-846 3005A, 6010B, Metals by ICP (Total)			05/17/2019 10:54	05/20/2019 21:15
	SW-846 7470A (Total)			05/17/2019 14:06	05/20/2019 10:02
19051182-004C	UMW-107R-WG-20190514	05/14/2019 10:10	05/16/2019 16:05		
	SW-846 9012A (Total)			05/17/2019 17:21	05/21/2019 9:58
19051182-004D	UMW-107R-WG-20190514	05/14/2019 10:10	05/16/2019 16:05		

Client: ERM

Work Order: 19051182

Client Project: Champaign GW

Report Date: 29-May-2019

Sample ID	Client Sample ID	Collection Date	Received Date	Prep Date/Time	Analysis Date/Time
	SW-846 5030, 8260B, Volatile Organic Compounds by GC/MS				05/20/2019 17:31
19051182-005A	UMW-108-WG-20190514	05/14/2019 9:05	05/16/2019 16:05		
	SW-846 3510C,8270C, Semi-Volatile Organic Compounds			05/20/2019 17:25	05/22/2019 11:01
19051182-005B	UMW-108-WG-20190514	05/14/2019 9:05	05/16/2019 16:05		
	SW-846 3005A, 6010B, Metals by ICP (Total)			05/17/2019 10:54	05/20/2019 21:18
	SW-846 7470A (Total)			05/17/2019 14:06	05/20/2019 10:04
19051182-005C	UMW-108-WG-20190514	05/14/2019 9:05	05/16/2019 16:05		
	SW-846 9012A (Total)			05/17/2019 17:21	05/20/2019 15:32
19051182-005D	UMW-108-WG-20190514	05/14/2019 9:05	05/16/2019 16:05		
	SW-846 5030, 8260B, Volatile Organic Compounds by GC/MS				05/20/2019 17:57
19051182-006A	UMW-109-WG-20190513	05/13/2019 17:05	05/16/2019 16:05		
	SW-846 3510C,8270C, Semi-Volatile Organic Compounds			05/20/2019 9:34	05/20/2019 16:50
19051182-006B	UMW-109-WG-20190513	05/13/2019 17:05	05/16/2019 16:05		
	SW-846 3005A, 6010B, Metals by ICP (Total)			05/17/2019 10:54	05/20/2019 21:33
	SW-846 7470A (Total)			05/17/2019 14:17	05/20/2019 10:11
19051182-006C	UMW-109-WG-20190513	05/13/2019 17:05	05/16/2019 16:05		
	SW-846 9012A (Total)			05/17/2019 17:21	05/20/2019 15:37
19051182-006D	UMW-109-WG-20190513	05/13/2019 17:05	05/16/2019 16:05		
	SW-846 5030, 8260B, Volatile Organic Compounds by GC/MS				05/20/2019 18:24
19051182-007A	UMW-111A-WG-20190513	05/13/2019 17:00	05/16/2019 16:05		
	SW-846 3510C,8270C, Semi-Volatile Organic Compounds			05/20/2019 9:34	05/20/2019 17:27
19051182-007B	UMW-111A-WG-20190513	05/13/2019 17:00	05/16/2019 16:05		
	SW-846 3005A, 6010B, Metals by ICP (Total)			05/17/2019 10:54	05/20/2019 21:37
	SW-846 7470A (Total)			05/17/2019 14:17	05/20/2019 10:13
19051182-007C	UMW-111A-WG-20190513	05/13/2019 17:00	05/16/2019 16:05		
	SW-846 9012A (Total)			05/17/2019 17:21	05/20/2019 16:03
19051182-007D	UMW-111A-WG-20190513	05/13/2019 17:00	05/16/2019 16:05		
	SW-846 5030, 8260B, Volatile Organic Compounds by GC/MS				05/20/2019 18:50
19051182-008A	UMW-116-WG-20190514	05/14/2019 10:30	05/16/2019 16:05		
	SW-846 3510C,8270C, Semi-Volatile Organic Compounds			05/20/2019 17:25	05/22/2019 11:41
19051182-008B	UMW-116-WG-20190514	05/14/2019 10:30	05/16/2019 16:05		
	SW-846 3005A, 6010B, Metals by ICP (Total)			05/17/2019 10:54	05/20/2019 21:40
	SW-846 7470A (Total)			05/17/2019 14:17	05/20/2019 10:20
19051182-008C	UMW-116-WG-20190514	05/14/2019 10:30	05/16/2019 16:05		
	SW-846 9012A (Total)			05/17/2019 17:21	05/20/2019 16:07

Client: ERM

Work Order: 19051182

Client Project: Champaign GW

Report Date: 29-May-2019

Sample ID	Client Sample ID	Collection Date	Received Date	Prep Date/Time	Analysis Date/Time
Test Name					
19051182-008D	UMW-116-WG-20190514	05/14/2019 10:30	05/16/2019 16:05		
SW-846 5030, 8260B, Volatile Organic Compounds by GC/MS		05/20/2019 19:42			
19051182-009A	UMW-117-WG-20190514	05/14/2019 9:05	05/16/2019 16:05		
SW-846 3510C,8270C, Semi-Volatile Organic Compounds		05/20/2019 17:25 05/22/2019 12:20			
19051182-009B	UMW-117-WG-20190514	05/14/2019 9:05	05/16/2019 16:05		
SW-846 3005A, 6010B, Metals by ICP (Total)		05/17/2019 10:54 05/20/2019 21:44			
SW-846 7470A (Total)		05/17/2019 14:17 05/20/2019 10:22			
19051182-009C	UMW-117-WG-20190514	05/14/2019 9:05	05/16/2019 16:05		
SW-846 9012A (Total)		05/17/2019 17:21 05/20/2019 16:24			
19051182-009D	UMW-117-WG-20190514	05/14/2019 9:05	05/16/2019 16:05		
SW-846 5030, 8260B, Volatile Organic Compounds by GC/MS		05/20/2019 20:09			
19051182-010A	UMW-118-WG-20190514	05/14/2019 15:15	05/16/2019 16:05		
SW-846 3510C,8270C, Semi-Volatile Organic Compounds		05/20/2019 17:25 05/22/2019 13:41			
19051182-010B	UMW-118-WG-20190514	05/14/2019 15:15	05/16/2019 16:05		
SW-846 3005A, 6010B, Metals by ICP (Total)		05/17/2019 10:54 05/20/2019 21:48			
SW-846 7470A (Total)		05/17/2019 14:17 05/20/2019 10:25			
19051182-010C	UMW-118-WG-20190514	05/14/2019 15:15	05/16/2019 16:05		
SW-846 9012A (Total)		05/17/2019 17:21 05/20/2019 16:29			
19051182-010D	UMW-118-WG-20190514	05/14/2019 15:15	05/16/2019 16:05		
SW-846 5030, 8260B, Volatile Organic Compounds by GC/MS		05/21/2019 0:04			
19051182-011A	UMW-119-WG-20190513	05/13/2019 15:45	05/16/2019 16:05		
SW-846 3510C,8270C, Semi-Volatile Organic Compounds		05/20/2019 9:34 05/20/2019 18:05			
19051182-011B	UMW-119-WG-20190513	05/13/2019 15:45	05/16/2019 16:05		
SW-846 3005A, 6010B, Metals by ICP (Total)		05/17/2019 10:54 05/20/2019 21:51			
SW-846 7470A (Total)		05/17/2019 14:17 05/20/2019 10:27			
19051182-011C	UMW-119-WG-20190513	05/13/2019 15:45	05/16/2019 16:05		
SW-846 9012A (Total)		05/17/2019 17:21 05/20/2019 16:33			
19051182-011D	UMW-119-WG-20190513	05/13/2019 15:45	05/16/2019 16:05		
SW-846 5030, 8260B, Volatile Organic Compounds by GC/MS		05/21/2019 0:30			
19051182-012A	UMW-120-WG20190513	05/13/2019 14:50	05/16/2019 16:05		
SW-846 3510C,8270C, Semi-Volatile Organic Compounds		05/20/2019 9:34 05/20/2019 18:42			
19051182-012B	UMW-120-WG20190513	05/13/2019 14:50	05/16/2019 16:05		
SW-846 3005A, 6010B, Metals by ICP (Total)		05/17/2019 10:54 05/20/2019 21:55			
SW-846 7470A (Total)		05/17/2019 14:17 05/20/2019 10:29			
19051182-012C	UMW-120-WG20190513	05/13/2019 14:50	05/16/2019 16:05		



Dates Report

<http://www.teklabinc.com/>

Client: ERM

Work Order: 19051182

Client Project: Champaign GW

Report Date: 29-May-2019

Sample ID	Client Sample ID	Collection Date	Received Date	Prep Date/Time	Analysis Date/Time
	SW-846 9012A (Total)			05/17/2019 17:21	05/20/2019 16:42
19051182-012D	UMW-120-WG20190513	05/13/2019 14:50	05/16/2019 16:05		
	SW-846 5030, 8260B, Volatile Organic Compounds by GC/MS				05/21/2019 0:56
19051182-013A	UMW-121-WG-20190515	05/15/2019 9:55	05/16/2019 16:05		
	SW-846 3510C,8270C, Semi-Volatile Organic Compounds			05/21/2019 13:54	05/22/2019 17:43
19051182-013B	UMW-121-WG-20190515	05/15/2019 9:55	05/16/2019 16:05		
	SW-846 3005A, 6010B, Metals by ICP (Total)			05/17/2019 10:54	05/20/2019 21:58
	SW-846 7470A (Total)			05/17/2019 14:17	05/20/2019 10:31
19051182-013C	UMW-121-WG-20190515	05/15/2019 9:55	05/16/2019 16:05		
	SW-846 9012A (Total)			05/17/2019 17:21	05/21/2019 10:11
19051182-013D	UMW-121-WG-20190515	05/15/2019 9:55	05/16/2019 16:05		
	SW-846 5030, 8260B, Volatile Organic Compounds by GC/MS				05/21/2019 1:22
19051182-014A	UMW-122-WG-20190514	05/14/2019 12:20	05/16/2019 16:05		
	SW-846 3510C,8270C, Semi-Volatile Organic Compounds			05/20/2019 17:25	05/22/2019 14:21
19051182-014B	UMW-122-WG-20190514	05/14/2019 12:20	05/16/2019 16:05		
	SW-846 3005A, 6010B, Metals by ICP (Total)			05/17/2019 10:54	05/20/2019 22:20
	SW-846 7470A (Total)			05/17/2019 14:17	05/20/2019 10:34
19051182-014C	UMW-122-WG-20190514	05/14/2019 12:20	05/16/2019 16:05		
	SW-846 9012A (Total)			05/17/2019 17:21	05/20/2019 16:50
19051182-014D	UMW-122-WG-20190514	05/14/2019 12:20	05/16/2019 16:05		
	SW-846 5030, 8260B, Volatile Organic Compounds by GC/MS				05/21/2019 1:48
19051182-015A	UMW-123-WG-20190514	05/14/2019 13:45	05/16/2019 16:05		
	SW-846 3510C,8270C, Semi-Volatile Organic Compounds			05/20/2019 17:25	05/22/2019 15:02
19051182-015B	UMW-123-WG-20190514	05/14/2019 13:45	05/16/2019 16:05		
	SW-846 3005A, 6010B, Metals by ICP (Total)			05/17/2019 10:54	05/20/2019 22:24
	SW-846 7470A (Total)			05/17/2019 14:17	05/20/2019 10:40
19051182-015C	UMW-123-WG-20190514	05/14/2019 13:45	05/16/2019 16:05		
	SW-846 9012A (Total)			05/17/2019 17:21	05/20/2019 17:17
19051182-015D	UMW-123-WG-20190514	05/14/2019 13:45	05/16/2019 16:05		
	SW-846 5030, 8260B, Volatile Organic Compounds by GC/MS				05/21/2019 2:14
19051182-016A	UMW-124-WG-20190515	05/15/2019 12:15	05/16/2019 16:05		
	SW-846 3510C,8270C, Semi-Volatile Organic Compounds			05/21/2019 13:54	05/22/2019 18:23
	SW-846 3510C,8270C, Semi-Volatile Organic Compounds			05/21/2019 13:54	05/23/2019 11:10
19051182-016B	UMW-124-WG-20190515	05/15/2019 12:15	05/16/2019 16:05		
	SW-846 3005A, 6010B, Metals by ICP (Total)			05/17/2019 10:54	05/20/2019 22:28



Dates Report

<http://www.teklabinc.com/>

Client: ERM

Work Order: 19051182

Client Project: Champaign GW

Report Date: 29-May-2019

Sample ID	Client Sample ID	Collection Date	Received Date	Prep Date/Time	Analysis Date/Time
Test Name					
	SW-846 7470A (Total)			05/17/2019 14:17	05/20/2019 10:47
19051182-016C	UMW-124-WG-20190515	05/15/2019 12:15	05/16/2019 16:05		
	SW-846 9012A (Total)			05/17/2019 17:21	05/20/2019 17:21
19051182-016D	UMW-124-WG-20190515	05/15/2019 12:15	05/16/2019 16:05		
	SW-846 5030, 8260B, Volatile Organic Compounds by GC/MS				05/21/2019 2:39
19051182-017A	UMW-125-WG-20190515	05/15/2019 12:40	05/16/2019 16:05		
	SW-846 3510C,8270C, Semi-Volatile Organic Compounds			05/21/2019 13:54	05/22/2019 19:02
19051182-017B	UMW-125-WG-20190515	05/15/2019 12:40	05/16/2019 16:05		
	SW-846 3005A, 6010B, Metals by ICP (Total)			05/17/2019 10:54	05/20/2019 22:31
	SW-846 7470A (Total)			05/17/2019 14:17	05/20/2019 10:50
19051182-017C	UMW-125-WG-20190515	05/15/2019 12:40	05/16/2019 16:05		
	SW-846 9012A (Total)			05/21/2019 17:39	05/22/2019 17:49
19051182-017D	UMW-125-WG-20190515	05/15/2019 12:40	05/16/2019 16:05		
	SW-846 5030, 8260B, Volatile Organic Compounds by GC/MS				05/21/2019 3:05
19051182-018A	UMW-126-WG-20190514	05/14/2019 17:55	05/16/2019 16:05		
	SW-846 3510C,8270C, Semi-Volatile Organic Compounds			05/20/2019 17:25	05/22/2019 15:42
19051182-018B	UMW-126-WG-20190514	05/14/2019 17:55	05/16/2019 16:05		
	SW-846 3005A, 6010B, Metals by ICP (Total)			05/17/2019 10:54	05/20/2019 22:35
	SW-846 7470A (Total)			05/17/2019 14:17	05/20/2019 10:52
19051182-018C	UMW-126-WG-20190514	05/14/2019 17:55	05/16/2019 16:05		
	SW-846 9012A (Total)			05/21/2019 17:39	05/22/2019 17:53
19051182-018D	UMW-126-WG-20190514	05/14/2019 17:55	05/16/2019 16:05		
	SW-846 5030, 8260B, Volatile Organic Compounds by GC/MS				05/21/2019 3:32
19051182-019A	UMW-127-WG-20190514	05/14/2019 16:55	05/16/2019 16:05		
	SW-846 3510C,8270C, Semi-Volatile Organic Compounds			05/20/2019 18:19	05/22/2019 16:23
19051182-019B	UMW-127-WG-20190514	05/14/2019 16:55	05/16/2019 16:05		
	SW-846 3005A, 6010B, Metals by ICP (Total)			05/17/2019 10:54	05/20/2019 22:39
	SW-846 7470A (Total)			05/17/2019 14:17	05/20/2019 10:54
19051182-019C	UMW-127-WG-20190514	05/14/2019 16:55	05/16/2019 16:05		
	SW-846 9012A (Total)			05/21/2019 17:39	05/22/2019 17:57
19051182-019D	UMW-127-WG-20190514	05/14/2019 16:55	05/16/2019 16:05		
	SW-846 5030, 8260B, Volatile Organic Compounds by GC/MS				05/21/2019 3:57
19051182-020A	UMW-300-WG-20190513	05/13/2019 16:15	05/16/2019 16:05		
	SW-846 3510C,8270C, Semi-Volatile Organic Compounds			05/20/2019 9:41	05/20/2019 19:20
19051182-020B	UMW-300-WG-20190513	05/13/2019 16:15	05/16/2019 16:05		



Dates Report

<http://www.teklabinc.com/>

Client: ERM

Work Order: 19051182

Client Project: Champaign GW

Report Date: 29-May-2019

Sample ID	Client Sample ID	Collection Date	Received Date	Prep Date/Time	Analysis Date/Time
	Test Name				
	SW-846 3005A, 6010B, Metals by ICP (Total)			05/17/2019 10:54	05/20/2019 22:42
	SW-846 7470A (Total)			05/17/2019 14:17	05/20/2019 10:56
19051182-020C	UMW-300-WG-20190513	05/13/2019 16:15	05/16/2019 16:05		
	SW-846 9012A (Total)			05/21/2019 17:39	05/22/2019 18:02
19051182-020D	UMW-300-WG-20190513	05/13/2019 16:15	05/16/2019 16:05		
	SW-846 5030, 8260B, Volatile Organic Compounds by GC/MS				05/21/2019 4:23
19051182-021A	UMW-301R-WG-20190515	05/15/2019 8:45	05/16/2019 16:05		
	SW-846 3510C,8270C, Semi-Volatile Organic Compounds			05/21/2019 15:55	05/22/2019 22:54
19051182-021B	UMW-301R-WG-20190515	05/15/2019 8:45	05/16/2019 16:05		
	SW-846 3005A, 6010B, Metals by ICP (Total)			05/17/2019 11:50	05/20/2019 15:07
	SW-846 7470A (Total)			05/17/2019 14:17	05/20/2019 10:59
19051182-021C	UMW-301R-WG-20190515	05/15/2019 8:45	05/16/2019 16:05		
	SW-846 9012A (Total)			05/21/2019 17:39	05/22/2019 18:28
19051182-021D	UMW-301R-WG-20190515	05/15/2019 8:45	05/16/2019 16:05		
	SW-846 5030, 8260B, Volatile Organic Compounds by GC/MS				05/21/2019 4:49
19051182-022A	UMW-302-WG-20190515	05/15/2019 10:45	05/16/2019 16:05		
	SW-846 3510C,8270C, Semi-Volatile Organic Compounds			05/21/2019 15:55	05/22/2019 23:32
	SW-846 3510C,8270C, Semi-Volatile Organic Compounds			05/21/2019 15:55	05/28/2019 13:22
19051182-022B	UMW-302-WG-20190515	05/15/2019 10:45	05/16/2019 16:05		
	SW-846 3005A, 6010B, Metals by ICP (Total)			05/17/2019 11:50	05/20/2019 15:11
	SW-846 7470A (Total)			05/17/2019 14:17	05/20/2019 11:01
19051182-022C	UMW-302-WG-20190515	05/15/2019 10:45	05/16/2019 16:05		
	SW-846 9012A (Total)			05/21/2019 17:39	05/23/2019 11:33
19051182-022D	UMW-302-WG-20190515	05/15/2019 10:45	05/16/2019 16:05		
	SW-846 5030, 8260B, Volatile Organic Compounds by GC/MS				05/21/2019 5:15
19051182-023A	UMW-303-WG-20190515	05/15/2019 11:50	05/16/2019 16:05		
	SW-846 3510C,8270C, Semi-Volatile Organic Compounds			05/21/2019 15:55	05/23/2019 0:09
19051182-023B	UMW-303-WG-20190515	05/15/2019 11:50	05/16/2019 16:05		
	SW-846 3005A, 6010B, Metals by ICP (Total)			05/17/2019 11:50	05/20/2019 15:15
	SW-846 7470A (Total)			05/17/2019 14:17	05/20/2019 11:03
19051182-023C	UMW-303-WG-20190515	05/15/2019 11:50	05/16/2019 16:05		
	SW-846 9012A (Total)			05/21/2019 17:39	05/22/2019 18:36
19051182-023D	UMW-303-WG-20190515	05/15/2019 11:50	05/16/2019 16:05		
	SW-846 5030, 8260B, Volatile Organic Compounds by GC/MS				05/21/2019 5:40
19051182-024A	UMW-304R-WG-20190515	05/15/2019 11:15	05/16/2019 16:05		



Dates Report

<http://www.teklabinc.com/>

Client: ERM

Work Order: 19051182

Client Project: Champaign GW

Report Date: 29-May-2019

Sample ID	Client Sample ID	Collection Date	Received Date	Prep Date/Time	Analysis Date/Time
	SW-846 3510C,8270C, Semi-Volatile Organic Compounds			05/21/2019 15:55	05/23/2019 0:47
19051182-024B	UMW-304R-WG-20190515	05/15/2019 11:15	05/16/2019 16:05		
	SW-846 3005A, 6010B, Metals by ICP (Total)			05/17/2019 11:50	05/20/2019 15:18
	SW-846 7470A (Total)			05/17/2019 14:17	05/20/2019 11:05
19051182-024C	UMW-304R-WG-20190515	05/15/2019 11:15	05/16/2019 16:05		
	SW-846 9012A (Total)			05/21/2019 17:39	05/22/2019 18:45
19051182-024D	UMW-304R-WG-20190515	05/15/2019 11:15	05/16/2019 16:05		
	SW-846 5030, 8260B, Volatile Organic Compounds by GC/MS				05/21/2019 6:07
19051182-025A	UMW-305-WG-20190514	05/14/2019 17:10	05/16/2019 16:05		
	SW-846 3510C,8270C, Semi-Volatile Organic Compounds			05/23/2019 15:32	05/24/2019 18:05
	SW-846 3510C,8270C, Semi-Volatile Organic Compounds			05/23/2019 15:32	05/28/2019 14:01
19051182-025B	UMW-305-WG-20190514	05/14/2019 17:10	05/16/2019 16:05		
	SW-846 3005A, 6010B, Metals by ICP (Total)			05/17/2019 11:50	05/20/2019 15:22
	SW-846 7470A (Total)			05/17/2019 14:17	05/20/2019 11:07
19051182-025C	UMW-305-WG-20190514	05/14/2019 17:10	05/16/2019 16:05		
	SW-846 9012A (Total)			05/23/2019 15:05	05/24/2019 8:24
19051182-025D	UMW-305-WG-20190514	05/14/2019 17:10	05/16/2019 16:05		
	SW-846 5030, 8260B, Volatile Organic Compounds by GC/MS				05/21/2019 6:33
19051182-026A	UMW-306-WG-20190514	05/14/2019 15:50	05/16/2019 16:05		
	SW-846 3510C,8270C, Semi-Volatile Organic Compounds			05/20/2019 18:19	05/23/2019 5:49
19051182-026B	UMW-306-WG-20190514	05/14/2019 15:50	05/16/2019 16:05		
	SW-846 3005A, 6010B, Metals by ICP (Total)			05/17/2019 11:50	05/20/2019 15:37
	SW-846 7470A (Total)			05/21/2019 14:13	05/22/2019 8:43
19051182-026C	UMW-306-WG-20190514	05/14/2019 15:50	05/16/2019 16:05		
	SW-846 9012A (Total)			05/21/2019 17:39	05/22/2019 17:31
19051182-026D	UMW-306-WG-20190514	05/14/2019 15:50	05/16/2019 16:05		
	SW-846 5030, 8260B, Volatile Organic Compounds by GC/MS				05/25/2019 3:24
19051182-027A	UMW-307-WG-20190514	05/14/2019 14:10	05/16/2019 16:05		
	SW-846 3510C,8270C, Semi-Volatile Organic Compounds			05/20/2019 18:19	05/23/2019 11:48
19051182-027B	UMW-307-WG-20190514	05/14/2019 14:10	05/16/2019 16:05		
	SW-846 3005A, 6010B, Metals by ICP (Total)			05/17/2019 11:50	05/20/2019 15:59
	SW-846 7470A (Total)			05/17/2019 14:22	05/20/2019 11:49
19051182-027C	UMW-307-WG-20190514	05/14/2019 14:10	05/16/2019 16:05		
	SW-846 9012A (Total)			05/21/2019 17:39	05/22/2019 18:49
19051182-027D	UMW-307-WG-20190514	05/14/2019 14:10	05/16/2019 16:05		



Dates Report

<http://www.teklabinc.com/>

Client: ERM

Work Order: 19051182

Client Project: Champaign GW

Report Date: 29-May-2019

Sample ID	Client Sample ID	Collection Date	Received Date	Prep Date/Time	Analysis Date/Time
	SW-846 5030, 8260B, Volatile Organic Compounds by GC/MS				05/25/2019 3:52
19051182-028A	UMW-308-WG-20190515	05/15/2019 10:00	05/16/2019 16:05		
	SW-846 3510C,8270C, Semi-Volatile Organic Compounds			05/21/2019 15:55	05/23/2019 1:25
19051182-028B	UMW-308-WG-20190515	05/15/2019 10:00	05/16/2019 16:05		
	SW-846 3005A, 6010B, Metals by ICP (Total)			05/17/2019 11:50	05/20/2019 16:03
	SW-846 7470A (Total)			05/17/2019 14:22	05/20/2019 11:51
19051182-028C	UMW-308-WG-20190515	05/15/2019 10:00	05/16/2019 16:05		
	SW-846 9012A (Total)			05/21/2019 17:39	05/22/2019 18:54
19051182-028D	UMW-308-WG-20190515	05/15/2019 10:00	05/16/2019 16:05		
	SW-846 5030, 8260B, Volatile Organic Compounds by GC/MS				05/25/2019 4:20
19051182-029A	DUP 001-WG-20190514	05/14/2019 0:00	05/16/2019 16:05		
	SW-846 3510C,8270C, Semi-Volatile Organic Compounds			05/20/2019 18:19	05/23/2019 12:27
19051182-029B	DUP 001-WG-20190514	05/14/2019 0:00	05/16/2019 16:05		
	SW-846 3005A, 6010B, Metals by ICP (Total)			05/17/2019 11:50	05/20/2019 16:07
	SW-846 7470A (Total)			05/17/2019 14:22	05/20/2019 11:53
19051182-029C	DUP 001-WG-20190514	05/14/2019 0:00	05/16/2019 16:05		
	SW-846 9012A (Total)			05/21/2019 17:39	05/23/2019 11:42
19051182-029D	DUP 001-WG-20190514	05/14/2019 0:00	05/16/2019 16:05		
	SW-846 5030, 8260B, Volatile Organic Compounds by GC/MS				05/25/2019 4:47
19051182-030A	DUP 002-WG-20190515	05/15/2019 0:00	05/16/2019 16:05		
	SW-846 3510C,8270C, Semi-Volatile Organic Compounds			05/21/2019 13:54	05/23/2019 2:41
	SW-846 3510C,8270C, Semi-Volatile Organic Compounds			05/21/2019 13:54	05/23/2019 13:43
19051182-030B	DUP 002-WG-20190515	05/15/2019 0:00	05/16/2019 16:05		
	SW-846 3005A, 6010B, Metals by ICP (Total)			05/17/2019 11:50	05/20/2019 16:10
	SW-846 7470A (Total)			05/17/2019 14:22	05/20/2019 11:55
19051182-030C	DUP 002-WG-20190515	05/15/2019 0:00	05/16/2019 16:05		
	SW-846 9012A (Total)			05/21/2019 17:39	05/22/2019 19:07
19051182-030D	DUP 002-WG-20190515	05/15/2019 0:00	05/16/2019 16:05		
	SW-846 5030, 8260B, Volatile Organic Compounds by GC/MS				05/25/2019 5:15
19051182-031A	DUP 003-WG-20190515	05/15/2019 0:00	05/16/2019 16:05		
	SW-846 3510C,8270C, Semi-Volatile Organic Compounds			05/21/2019 13:54	05/23/2019 3:19
19051182-031B	DUP 003-WG-20190515	05/15/2019 0:00	05/16/2019 16:05		
	SW-846 3005A, 6010B, Metals by ICP (Total)			05/17/2019 11:50	05/20/2019 16:14
	SW-846 7470A (Total)			05/17/2019 14:22	05/20/2019 11:58
19051182-031C	DUP 003-WG-20190515	05/15/2019 0:00	05/16/2019 16:05		



Dates Report

<http://www.teklabinc.com/>

Client: ERM

Work Order: 19051182

Client Project: Champaign GW

Report Date: 29-May-2019

Sample ID	Client Sample ID	Collection Date	Received Date	Prep Date/Time	Analysis Date/Time
Test Name					
	SW-846 9012A (Total)			05/21/2019 17:39	05/23/2019 11:51
19051182-031D	DUP 003-WG-20190515	05/15/2019 0:00	05/16/2019 16:05		
	SW-846 5030, 8260B, Volatile Organic Compounds by GC/MS				05/25/2019 5:42
	SW-846 5030, 8260B, Volatile Organic Compounds by GC/MS				05/28/2019 15:42
19051182-032A	EB-01-WQ-20190515	05/15/2019 10:20	05/16/2019 16:05		
	SW-846 3510C,8270C, Semi-Volatile Organic Compounds			05/21/2019 15:55	05/23/2019 2:03
19051182-032B	EB-01-WQ-20190515	05/15/2019 10:20	05/16/2019 16:05		
	SW-846 3005A, 6010B, Metals by ICP (Total)			05/17/2019 11:50	05/20/2019 16:18
	SW-846 7470A (Total)			05/21/2019 14:13	05/22/2019 8:49
19051182-032C	EB-01-WQ-20190515	05/15/2019 10:20	05/16/2019 16:05		
	SW-846 9012A (Total)			05/21/2019 17:39	05/22/2019 19:15
19051182-032D	EB-01-WQ-20190515	05/15/2019 10:20	05/16/2019 16:05		
	SW-846 5030, 8260B, Volatile Organic Compounds by GC/MS				05/17/2019 12:28
19051182-033A	TB-01-WQ-201905	05/16/2019 16:05	05/16/2019 16:05		
	SW-846 5030, 8260B, Volatile Organic Compounds by GC/MS				05/17/2019 12:55



Quality Control Results

<http://www.teklabinc.com/>

Client: ERM

Work Order: 19051182

Client Project: Champaign GW

Report Date: 29-May-2019

SW-846 9012A (TOTAL)

Batch 153412		SampType: MBLK		Units mg/L						Date Analyzed
SampID: MBLK 190517 TCN1										
Analyses	RL	Qual	Result	Spike	SPK Ref Val	%REC	Low Limit	High Limit	Date Analyzed	
Cyanide	0.005		< 0.005	0.003000	0	0	-100	100	05/20/2019	

Batch 153412		SampType: LCS		Units mg/L						Date Analyzed
SampID: LCS 190517 TCN1										
Analyses	RL	Qual	Result	Spike	SPK Ref Val	%REC	Low Limit	High Limit	Date Analyzed	
Cyanide	0.005		0.023	0.02500	0	92.3	90	110	05/20/2019	

Batch 153413		SampType: MBLK		Units mg/L						Date Analyzed
SampID: MBLK 190517 TCN2										
Analyses	RL	Qual	Result	Spike	SPK Ref Val	%REC	Low Limit	High Limit	Date Analyzed	
Cyanide	0.005		< 0.005	0.003000	0	0	-100	100	05/20/2019	

Batch 153413		SampType: LCS		Units mg/L						Date Analyzed
SampID: LCS 190517 TCN2										
Analyses	RL	Qual	Result	Spike	SPK Ref Val	%REC	Low Limit	High Limit	Date Analyzed	
Cyanide	0.005		0.023	0.02500	0	92.9	90	110	05/20/2019	

Batch 153413		SampType: MS		Units mg/L						Date Analyzed
SampID: 19051182-008CMS										
Analyses	RL	Qual	Result	Spike	SPK Ref Val	%REC	Low Limit	High Limit	Date Analyzed	
Cyanide	0.005		0.023	0.02500	0	90.1	75	125	05/20/2019	

Batch 153413		SampType: MSD		Units mg/L						Date Analyzed
SampID: 19051182-008CMSD										
Analyses	RL	Qual	Result	Spike	SPK Ref Val	%REC	RPD Ref Val	%RPD	Date Analyzed	
Cyanide	0.005		0.025	0.02500	0	101.2	0.02252	11.69	05/20/2019	

Batch 153504		SampType: MBLK		Units mg/L						Date Analyzed
SampID: MBLK 190521 TCN1										
Analyses	RL	Qual	Result	Spike	SPK Ref Val	%REC	Low Limit	High Limit	Date Analyzed	
Cyanide	0.005		< 0.005	0.003000	0	0	-100	100	05/22/2019	

Batch 153504		SampType: LCS		Units mg/L						Date Analyzed
SampID: LCS 190521 TCN1										
Analyses	RL	Qual	Result	Spike	SPK Ref Val	%REC	Low Limit	High Limit	Date Analyzed	
Cyanide	0.005		0.026	0.02500	0	102.5	90	110	05/22/2019	

Batch 153504		SampType: MS		Units mg/L						Date Analyzed
SampID: 19051182-026CMS										
Analyses	RL	Qual	Result	Spike	SPK Ref Val	%REC	Low Limit	High Limit	Date Analyzed	
Cyanide	0.005		0.040	0.02500	0.01436	100.7	75	125	05/22/2019	



Quality Control Results

<http://www.teklabinc.com/>

Client: ERM

Work Order: 19051182

Client Project: Champaign GW

Report Date: 29-May-2019

SW-846 9012A (TOTAL)

Batch 153504		SampType: MSD		Units mg/L				RPD Limit 15		Date Analyzed
SampID: 19051182-026CMSD										
Analyses	RL	Qual	Result	Spike	SPK Ref Val	%REC	RPD Ref Val	%RPD	Date Analyzed	
Cyanide	0.005		0.041	0.02500	0.01436	107.5	0.03953	4.25	05/22/2019	

Batch 153551		SampType: MBLK		Units mg/L						Date Analyzed
SampID: MBLK 190522 TCN1										
Analyses	RL	Qual	Result	Spike	SPK Ref Val	%REC	Low Limit	High Limit	Date Analyzed	
Cyanide	0.005		< 0.005	0.00300C	0	0	-100	100	05/23/2019	

Batch 153551		SampType: LCS		Units mg/L						Date Analyzed
SampID: LCS 190522 TCN1										
Analyses	RL	Qual	Result	Spike	SPK Ref Val	%REC	Low Limit	High Limit	Date Analyzed	
Cyanide	0.005		0.023	0.02500	0	93.4	90	110	05/23/2019	

Batch 153551		SampType: MS		Units mg/L						Date Analyzed
SampID: 19051182-025CMS										
Analyses	RL	Qual	Result	Spike	SPK Ref Val	%REC	Low Limit	High Limit	Date Analyzed	
Cyanide	0.005		0.035	0.02500	0.01058	97.3	75	125	05/24/2019	

Batch 153551		SampType: MSD		Units mg/L				RPD Limit 15		Date Analyzed
SampID: 19051182-025CMSD										
Analyses	RL	Qual	Result	Spike	SPK Ref Val	%REC	RPD Ref Val	%RPD	Date Analyzed	
Cyanide	0.005		0.036	0.02500	0.01058	102.6	0.03491	3.72	05/24/2019	

SW-846 3005A, 6010B, METALS BY ICP (TOTAL)

Batch 153394		SampType: MBLK		Units mg/L						Date Analyzed
SampID: MBLK-153394										
Analyses	RL	Qual	Result	Spike	SPK Ref Val	%REC	Low Limit	High Limit	Date Analyzed	
Arsenic	0.0250		< 0.0250	0.00870C	0	0	-100	100	05/20/2019	
Barium	0.0025		< 0.0025	0.000700	0	0	-100	100	05/20/2019	
Cadmium	0.0020		< 0.0020	0.000500	0	0	-100	100	05/20/2019	
Chromium	0.0050		< 0.0050	0.00280C	0	0	-100	100	05/20/2019	
Lead	0.0150		< 0.0150	0.00140C	0	0	-100	100	05/20/2019	
Selenium	0.0400		< 0.0400	0.01700	0	0	-100	100	05/20/2019	
Silver	0.0070		< 0.0070	0.00270C	0	0	-100	100	05/20/2019	



Quality Control Results

<http://www.teklabinc.com/>

Client: ERM

Work Order: 19051182

Client Project: Champaign GW

Report Date: 29-May-2019

SW-846 3005A, 6010B, METALS BY ICP (TOTAL)

Batch 153394		SampType: LCS		Units mg/L						Date Analyzed
SampID: LCS-153394										
Analyses	RL	Qual	Result	Spike	SPK Ref Val	%REC	Low Limit	High Limit	Date Analyzed	
Arsenic	0.0250		0.490	0.5000	0	97.9	85	115	05/20/2019	
Barium	0.0025		2.00	2.000	0	100.2	85	115	05/20/2019	
Cadmium	0.0020		0.0486	0.05000	0	97.2	85	115	05/20/2019	
Chromium	0.0050		0.192	0.2000	0	96.0	85	115	05/20/2019	
Lead	0.0150		0.491	0.5000	0	98.2	85	115	05/20/2019	
Selenium	0.0400		0.481	0.5000	0	96.2	85	115	05/20/2019	
Silver	0.0070		0.0482	0.05000	0	96.4	85	115	05/20/2019	

Batch 153394		SampType: MS		Units mg/L						Date Analyzed
SampID: 19051182-003BMS										
Analyses	RL	Qual	Result	Spike	SPK Ref Val	%REC	Low Limit	High Limit	Date Analyzed	
Arsenic	0.0250		0.488	0.5000	0	97.6	75	125	05/20/2019	
Barium	0.0025		2.05	2.000	0.06480	99.5	75	125	05/20/2019	
Cadmium	0.0020		0.0477	0.05000	0	95.4	75	125	05/20/2019	
Chromium	0.0050		0.190	0.2000	0	94.8	75	125	05/20/2019	
Lead	0.0150		0.482	0.5000	0	96.4	75	125	05/20/2019	
Selenium	0.0400		0.476	0.5000	0	95.3	75	125	05/20/2019	
Silver	0.0070		0.0478	0.05000	0	95.6	75	125	05/20/2019	

Batch 153394		SampType: MSD		Units mg/L						RPD Limit 20	Date Analyzed
SampID: 19051182-003BMSD											
Analyses	RL	Qual	Result	Spike	SPK Ref Val	%REC	RPD Ref Val	%RPD	Date Analyzed		
Arsenic	0.0250		0.482	0.5000	0	96.5	0.4880	1.17	05/20/2019		
Barium	0.0025		2.03	2.000	0.06480	98.5	2.054	0.98	05/20/2019		
Cadmium	0.0020		0.0472	0.05000	0	94.4	0.04770	1.05	05/20/2019		
Chromium	0.0050		0.187	0.2000	0	93.7	0.1895	1.11	05/20/2019		
Lead	0.0150		0.476	0.5000	0	95.2	0.4822	1.32	05/20/2019		
Selenium	0.0400		0.473	0.5000	0	94.5	0.4765	0.82	05/20/2019		
Silver	0.0070		0.0473	0.05000	0	94.6	0.04780	1.05	05/20/2019		

Batch 153394		SampType: MS		Units mg/L						Date Analyzed
SampID: 19051182-013BMS										
Analyses	RL	Qual	Result	Spike	SPK Ref Val	%REC	Low Limit	High Limit	Date Analyzed	
Arsenic	0.0250		0.480	0.5000	0	96.1	75	125	05/20/2019	
Barium	0.0025		2.08	2.000	0.1023	98.6	75	125	05/20/2019	
Cadmium	0.0020		0.0471	0.05000	0	94.2	75	125	05/20/2019	
Chromium	0.0050		0.187	0.2000	0	93.4	75	125	05/20/2019	
Lead	0.0150		0.477	0.5000	0	95.5	75	125	05/20/2019	
Selenium	0.0400		0.466	0.5000	0	93.3	75	125	05/20/2019	
Silver	0.0070		0.0472	0.05000	0	94.4	75	125	05/20/2019	

Client: ERM

Work Order: 19051182

Client Project: Champaign GW

Report Date: 29-May-2019

SW-846 3005A, 6010B, METALS BY ICP (TOTAL)

Batch 153394		SampType: MSD		Units mg/L				RPD Limit 20		Date Analyzed
SampID: 19051182-013BMSD										
Analyses	RL	Qual	Result	Spike	SPK Ref Val	%REC	RPD Ref Val	%RPD		
Arsenic	0.0250		0.484	0.5000	0	96.7	0.4803	0.68	05/20/2019	
Barium	0.0025		2.08	2.000	0.1023	99.0	2.075	0.38	05/20/2019	
Cadmium	0.0020		0.0472	0.05000	0	94.4	0.04710	0.21	05/20/2019	
Chromium	0.0050		0.189	0.2000	0	94.4	0.1868	1.12	05/20/2019	
Lead	0.0150		0.478	0.5000	0	95.5	0.4773	0.08	05/20/2019	
Selenium	0.0400		0.477	0.5000	0	95.4	0.4664	2.25	05/20/2019	
Silver	0.0070		0.0475	0.05000	0	95.0	0.04720	0.63	05/20/2019	

Batch 153399		SampType: MBLK		Units mg/L						Date Analyzed
SampID: MBLK-153399										
Analyses	RL	Qual	Result	Spike	SPK Ref Val	%REC	Low Limit	High Limit		
Arsenic	0.0250		< 0.0250	0.00870C	0	0	-100	100	05/20/2019	
Barium	0.0025		< 0.0025	0.000700	0	0	-100	100	05/20/2019	
Cadmium	0.0020		< 0.0020	0.000500	0	0	-100	100	05/20/2019	
Chromium	0.0050		< 0.0050	0.00280C	0	0	-100	100	05/20/2019	
Lead	0.0150		< 0.0150	0.00140C	0	0	-100	100	05/20/2019	
Selenium	0.0400		< 0.0400	0.01700	0	0	-100	100	05/20/2019	
Silver	0.0070		< 0.0070	0.00270C	0	0	-100	100	05/20/2019	

Batch 153399		SampType: LCS		Units mg/L						Date Analyzed
SampID: LCS-153399										
Analyses	RL	Qual	Result	Spike	SPK Ref Val	%REC	Low Limit	High Limit		
Arsenic	0.0250		0.489	0.5000	0	97.8	85	115	05/20/2019	
Barium	0.0025		1.97	2.000	0	98.4	85	115	05/20/2019	
Cadmium	0.0020		0.0487	0.05000	0	97.4	85	115	05/20/2019	
Chromium	0.0050		0.195	0.2000	0	97.3	85	115	05/20/2019	
Lead	0.0150		0.494	0.5000	0	98.8	85	115	05/20/2019	
Selenium	0.0400		0.480	0.5000	0	96.0	85	115	05/20/2019	
Silver	0.0070		0.0484	0.05000	0	96.8	85	115	05/20/2019	

Batch 153399		SampType: MS		Units mg/L						Date Analyzed
SampID: 19051182-025BMS										
Analyses	RL	Qual	Result	Spike	SPK Ref Val	%REC	Low Limit	High Limit		
Arsenic	0.0250		0.485	0.5000	0	96.9	75	125	05/20/2019	
Barium	0.0025		2.04	2.000	0.09410	97.3	75	125	05/20/2019	
Cadmium	0.0020		0.0471	0.05000	0	94.2	75	125	05/20/2019	
Chromium	0.0050		0.188	0.2000	0	93.9	75	125	05/20/2019	
Lead	0.0150		0.475	0.5000	0	95.0	75	125	05/20/2019	
Selenium	0.0400		0.470	0.5000	0	94.1	75	125	05/20/2019	
Silver	0.0070		0.0471	0.05000	0	94.2	75	125	05/20/2019	

Client: ERM

Work Order: 19051182

Client Project: Champaign GW

Report Date: 29-May-2019

SW-846 3005A, 6010B, METALS BY ICP (TOTAL)

Batch 153399		SampType: MSD		Units mg/L				RPD Limit 20		Date Analyzed
SampID: 19051182-025BMSD										
Analyses	RL	Qual	Result	Spike	SPK Ref Val	%REC	RPD Ref Val	%RPD	Date Analyzed	
Arsenic	0.0250		0.481	0.5000	0	96.1	0.4847	0.85	05/20/2019	
Barium	0.0025		2.03	2.000	0.09410	97.0	2.040	0.29	05/20/2019	
Cadmium	0.0020		0.0470	0.05000	0	94.0	0.04710	0.21	05/20/2019	
Chromium	0.0050		0.188	0.2000	0	93.8	0.1878	0.16	05/20/2019	
Lead	0.0150		0.474	0.5000	0	94.8	0.4748	0.15	05/20/2019	
Selenium	0.0400		0.465	0.5000	0	92.9	0.4703	1.22	05/20/2019	
Silver	0.0070		0.0470	0.05000	0	94.0	0.04710	0.21	05/20/2019	

Batch 153399		SampType: MS		Units mg/L				RPD Limit 20		Date Analyzed
SampID: 19051182-026BMS										
Analyses	RL	Qual	Result	Spike	SPK Ref Val	%REC	Low Limit	High Limit	Date Analyzed	
Arsenic	0.0250		0.494	0.5000	0	98.8	75	125	05/20/2019	
Barium	0.0025		2.10	2.000	0.1104	99.4	75	125	05/20/2019	
Cadmium	0.0020		0.0481	0.05000	0	96.2	75	125	05/20/2019	
Chromium	0.0050		0.192	0.2000	0	96.0	75	125	05/20/2019	
Lead	0.0150		0.484	0.5000	0	96.9	75	125	05/20/2019	
Selenium	0.0400		0.475	0.5000	0	95.0	75	125	05/20/2019	
Silver	0.0070		0.0480	0.05000	0	96.0	75	125	05/20/2019	

Batch 153399		SampType: MSD		Units mg/L				RPD Limit 20		Date Analyzed
SampID: 19051182-026BMSD										
Analyses	RL	Qual	Result	Spike	SPK Ref Val	%REC	RPD Ref Val	%RPD	Date Analyzed	
Arsenic	0.0250		0.481	0.5000	0	96.1	0.4939	2.71	05/20/2019	
Barium	0.0025		2.04	2.000	0.1104	96.6	2.099	2.70	05/20/2019	
Cadmium	0.0020		0.0469	0.05000	0	93.8	0.04810	2.53	05/20/2019	
Chromium	0.0050		0.186	0.2000	0	93.2	0.1920	3.01	05/20/2019	
Lead	0.0150		0.472	0.5000	0	94.5	0.4843	2.49	05/20/2019	
Selenium	0.0400		0.464	0.5000	0	92.8	0.4751	2.34	05/20/2019	
Silver	0.0070		0.0469	0.05000	0	93.8	0.04800	2.32	05/20/2019	

SW-846 7470A (TOTAL)

Batch 153405		SampType: MBLK		Units mg/L				RPD Limit 20		Date Analyzed
SampID: MBLK-153405										
Analyses	RL	Qual	Result	Spike	SPK Ref Val	%REC	Low Limit	High Limit	Date Analyzed	
Mercury	0.00020		< 0.00020	0.00055C	0	0	-100	100	05/20/2019	

Batch 153405		SampType: LCS		Units mg/L				RPD Limit 20		Date Analyzed
SampID: LCS-153405										
Analyses	RL	Qual	Result	Spike	SPK Ref Val	%REC	Low Limit	High Limit	Date Analyzed	
Mercury	0.00020		0.00523	0.00500C	0	104.6	85	115	05/20/2019	

Client: ERM

Work Order: 19051182

Client Project: Champaign GW

Report Date: 29-May-2019

SW-846 7470A (TOTAL)

Batch 153405		SampType: MS		Units mg/L						Date Analyzed
SampID: 19051182-001BMS										
Analyses	RL	Qual	Result	Spike	SPK Ref Val	%REC	Low Limit	High Limit		
Mercury	0.00020		0.00518	0.00500C	0	103.6	75	125	05/20/2019	

Batch 153405		SampType: MSD		Units mg/L		RPD Limit 15				Date Analyzed
SampID: 19051182-001BMSD										
Analyses	RL	Qual	Result	Spike	SPK Ref Val	%REC	RPD Ref Val	%RPD		
Mercury	0.00020		0.00515	0.00500C	0	103.1	0.005178	0.46	05/20/2019	

Batch 153408		SampType: MBLK		Units mg/L						Date Analyzed
SampID: MBLK-153408										
Analyses	RL	Qual	Result	Spike	SPK Ref Val	%REC	Low Limit	High Limit		
Mercury	0.00020		< 0.00020	000055C	0	0	-100	100	05/20/2019	

Batch 153408		SampType: LCS		Units mg/L						Date Analyzed
SampID: LCS-153408										
Analyses	RL	Qual	Result	Spike	SPK Ref Val	%REC	Low Limit	High Limit		
Mercury	0.00020		0.00509	0.00500C	0	101.9	85	115	05/20/2019	

Batch 153408		SampType: MS		Units mg/L						Date Analyzed
SampID: 19051182-014BMS										
Analyses	RL	Qual	Result	Spike	SPK Ref Val	%REC	Low Limit	High Limit		
Mercury	0.00020		0.00529	0.00500C	0	105.8	75	125	05/20/2019	

Batch 153408		SampType: MSD		Units mg/L		RPD Limit 15				Date Analyzed
SampID: 19051182-014BMSD										
Analyses	RL	Qual	Result	Spike	SPK Ref Val	%REC	RPD Ref Val	%RPD		
Mercury	0.00020		0.00512	0.00500C	0	102.5	0.005290	3.20	05/20/2019	

Batch 153408		SampType: MS		Units mg/L						Date Analyzed
SampID: 19051182-025BMS										
Analyses	RL	Qual	Result	Spike	SPK Ref Val	%REC	Low Limit	High Limit		
Mercury	0.00020		0.00519	0.00500C	0	103.7	75	125	05/20/2019	

Batch 153408		SampType: MSD		Units mg/L		RPD Limit 15				Date Analyzed
SampID: 19051182-025BMSD										
Analyses	RL	Qual	Result	Spike	SPK Ref Val	%REC	RPD Ref Val	%RPD		
Mercury	0.00020		0.00531	0.00500C	0	106.2	0.005187	2.35	05/20/2019	

Batch 153409		SampType: MBLK		Units mg/L						Date Analyzed
SampID: MBLK-153409										
Analyses	RL	Qual	Result	Spike	SPK Ref Val	%REC	Low Limit	High Limit		
Mercury	0.00020		< 0.00020	000055C	0	0	-100	100	05/20/2019	



Quality Control Results

<http://www.teklabinc.com/>

Client: ERM

Work Order: 19051182

Client Project: Champaign GW

Report Date: 29-May-2019

SW-846 7470A (TOTAL)

Batch 153409		SampType: LCS		Units mg/L					
SampID: LCS-153409									
Analyses	RL	Qual	Result	Spike	SPK Ref Val	%REC	Low Limit	High Limit	Date Analyzed
Mercury	0.00020		0.00512	0.00500C	0	102.3	85	115	05/20/2019

Batch 153502		SampType: MBLK		Units mg/L					
SampID: MBLK-153502									
Analyses	RL	Qual	Result	Spike	SPK Ref Val	%REC	Low Limit	High Limit	Date Analyzed
Mercury	0.00020		< 0.00020	000055C	0	0	-100	100	05/22/2019

Batch 153502		SampType: LCS		Units mg/L					
SampID: LCS-153502									
Analyses	RL	Qual	Result	Spike	SPK Ref Val	%REC	Low Limit	High Limit	Date Analyzed
Mercury	0.00020		0.00518	0.00500C	0	103.5	85	115	05/22/2019

Batch 153502		SampType: MS		Units mg/L					
SampID: 19051182-026BMS									
Analyses	RL	Qual	Result	Spike	SPK Ref Val	%REC	Low Limit	High Limit	Date Analyzed
Mercury	0.00020		0.00506	0.00500C	0	101.2	75	125	05/22/2019

Batch 153502		SampType: MSD		Units mg/L				RPD Limit 15		Date Analyzed
SampID: 19051182-026BMMSD										
Analyses	RL	Qual	Result	Spike	SPK Ref Val	%REC	RPD Ref Val	%RPD	Date Analyzed	
Mercury	0.00020		0.00506	0.00500C	0	101.3	0.005062	0.04	05/22/2019	

Client: ERM

Work Order: 19051182

Client Project: Champaign GW

Report Date: 29-May-2019

SW-846 3510C,8270C, SEMI-VOLATILE ORGANIC COMPOUNDS

Batch 153437		SampType: MBLK		Units mg/L					
SampID: MBLK-153437									
Analyses	RL	Qual	Result	Spike	SPK Ref Val	%REC	Low Limit	High Limit	Date Analyzed
Acenaphthene	0.000100		ND						05/20/2019
Acenaphthylene	0.000100		ND						05/20/2019
Anthracene	0.000100		ND						05/20/2019
Benzo(a)anthracene	0.000100		ND						05/20/2019
Benzo(a)pyrene	0.000100		ND						05/20/2019
Benzo(b)fluoranthene	0.000100		ND						05/20/2019
Benzo(g,h,i)perylene	0.000200		ND						05/20/2019
Benzo(k)fluoranthene	0.000100		ND						05/20/2019
Chrysene	0.000100		ND						05/20/2019
Dibenzo(a,h)anthracene	0.000100		ND						05/20/2019
Fluoranthene	0.000200		ND						05/20/2019
Fluorene	0.000100		ND						05/20/2019
Indeno(1,2,3-cd)pyrene	0.000100		ND						05/20/2019
Naphthalene	0.000200		ND						05/20/2019
Phenanthrene	0.000400		ND						05/20/2019
Pyrene	0.000200		ND						05/20/2019
Surr: 2-Fluorobiphenyl			0.000725	0.00100C		72.5	30	133	05/20/2019
Surr: Nitrobenzene-d5			0.000843	0.00100C		84.3	39.8	123	05/20/2019
Surr: p-Terphenyl-d14			0.00127	0.00100C		126.8	48.1	144	05/20/2019

Batch 153437		SampType: LCS		Units mg/L					
SampID: LCS-153437									
Analyses	RL	Qual	Result	Spike	SPK Ref Val	%REC	Low Limit	High Limit	Date Analyzed
Acenaphthene	0.000100		0.00165	0.00200C	0	82.4	46.9	113	05/20/2019
Acenaphthylene	0.000100		0.00174	0.00200C	0	87.1	45.9	129	05/20/2019
Anthracene	0.000100		0.00164	0.00200C	0	82.1	48.5	117	05/20/2019
Benzo(a)anthracene	0.000100		0.00164	0.00200C	0	81.9	51.2	117	05/20/2019
Benzo(a)pyrene	0.000100		0.00181	0.00200C	0	90.5	48.1	127	05/20/2019
Benzo(b)fluoranthene	0.000100		0.00175	0.00200C	0	87.4	38.1	135	05/20/2019
Benzo(g,h,i)perylene	0.000200		0.00164	0.00200C	0	82.1	46.5	132	05/20/2019
Benzo(k)fluoranthene	0.000100		0.00180	0.00200C	0	89.9	47.5	126	05/20/2019
Chrysene	0.000100		0.00182	0.00200C	0	90.9	50.6	121	05/20/2019
Dibenzo(a,h)anthracene	0.000100		0.00179	0.00200C	0	89.3	49.2	137	05/20/2019
Fluoranthene	0.000200		0.00189	0.00200C	0	94.4	48.8	124	05/20/2019
Fluorene	0.000100		0.00169	0.00200C	0	84.4	45.5	123	05/20/2019
Indeno(1,2,3-cd)pyrene	0.000100		0.00183	0.00200C	0	91.6	37.1	143	05/20/2019
Naphthalene	0.000200		0.00157	0.00200C	0	78.4	18.5	145	05/20/2019
Phenanthrene	0.000400		0.00173	0.00200C	0	86.6	44.7	131	05/20/2019
Pyrene	0.000200		0.00177	0.00200C	0	88.3	47.5	123	05/20/2019
Surr: 2-Fluorobiphenyl			0.000710	0.00100C		71.0	30	133	05/20/2019
Surr: Nitrobenzene-d5			0.000756	0.00100C		75.6	39.8	123	05/20/2019
Surr: p-Terphenyl-d14			0.00105	0.00100C		104.8	48.1	144	05/20/2019



Quality Control Results

<http://www.teklabinc.com/>

Client: ERM

Work Order: 19051182

Client Project: Champaign GW

Report Date: 29-May-2019

SW-846 3510C,8270C, SEMI-VOLATILE ORGANIC COMPOUNDS

Batch 153437		SampType: LCSD		Units mg/L				RPD Limit 40		Date Analyzed
SampID: LCSD-153437										
Analyses	RL	Qual	Result	Spike	SPK Ref Val	%REC	RPD Ref Val	%RPD	Date Analyzed	
Acenaphthene	0.000100		0.00199	0.00200C	0	99.5	0.001648	18.79	05/20/2019	
Acenaphthylene	0.000100		0.00200	0.00200C	0	99.9	0.001742	13.65	05/20/2019	
Anthracene	0.000100		0.00203	0.00200C	0	101.3	0.001641	21.02	05/20/2019	
Benzo(a)anthracene	0.000100		0.00178	0.00200C	0	89.1	0.001639	8.36	05/20/2019	
Benzo(a)pyrene	0.000100		0.00212	0.00200C	0	106.0	0.001809	15.79	05/20/2019	
Benzo(b)fluoranthene	0.000100		0.00202	0.00200C	0	101.1	0.001748	14.51	05/20/2019	
Benzo(g,h,i)perylene	0.000200		0.00211	0.00200C	0	105.6	0.001641	25.12	05/20/2019	
Benzo(k)fluoranthene	0.000100		0.00214	0.00200C	0	106.9	0.001798	17.34	05/20/2019	
Chrysene	0.000100		0.00207	0.00200C	0	103.6	0.001818	13.04	05/20/2019	
Dibenzo(a,h)anthracene	0.000100		0.00230	0.00200C	0	115.2	0.001786	25.36	05/20/2019	
Fluoranthene	0.000200		0.00220	0.00200C	0	110.0	0.001889	15.22	05/20/2019	
Fluorene	0.000100		0.00197	0.00200C	0	98.7	0.001687	15.70	05/20/2019	
Indeno(1,2,3-cd)pyrene	0.000100		0.00204	0.00200C	0	101.9	0.001832	10.71	05/20/2019	
Naphthalene	0.000200		0.00191	0.00200C	0	95.6	0.001567	19.79	05/20/2019	
Phenanthrene	0.000400		0.00211	0.00200C	0	105.5	0.001731	19.75	05/20/2019	
Pyrene	0.000200		0.00205	0.00200C	0	102.4	0.001766	14.77	05/20/2019	
Surr: 2-Fluorobiphenyl			0.000887	0.00100C		88.7			05/20/2019	
Surr: Nitrobenzene-d5			0.00100	0.00100C		100.2			05/20/2019	
Surr: p-Terphenyl-d14			0.00129	0.00100C		129.0			05/20/2019	

Batch 153467		SampType: MBLK		Units mg/L						Date Analyzed
SampID: MBLK-153467										
Analyses	RL	Qual	Result	Spike	SPK Ref Val	%REC	Low Limit	High Limit	Date Analyzed	
Acenaphthene	0.000100		ND						05/21/2019	
Acenaphthylene	0.000100		ND						05/21/2019	
Anthracene	0.000100		ND						05/21/2019	
Benzo(a)anthracene	0.000100		ND						05/21/2019	
Benzo(a)pyrene	0.000100		ND						05/21/2019	
Benzo(b)fluoranthene	0.000100		ND						05/21/2019	
Benzo(g,h,i)perylene	0.000200		ND						05/21/2019	
Benzo(k)fluoranthene	0.000100		ND						05/21/2019	
Chrysene	0.000100		ND						05/21/2019	
Dibenzo(a,h)anthracene	0.000100		ND						05/21/2019	
Fluoranthene	0.000200		ND						05/21/2019	
Fluorene	0.000100		ND						05/21/2019	
Indeno(1,2,3-cd)pyrene	0.000100		ND						05/21/2019	
Naphthalene	0.000200		ND						05/21/2019	
Phenanthrene	0.000400		ND						05/21/2019	
Pyrene	0.000200		ND						05/21/2019	
Surr: 2-Fluorobiphenyl			0.000601	0.00100C		60.1	30	133	05/21/2019	
Surr: Nitrobenzene-d5			0.000716	0.00100C		71.6	39.8	123	05/21/2019	
Surr: p-Terphenyl-d14			0.00101	0.00100C		100.9	48.1	144	05/21/2019	

Client: ERM

Work Order: 19051182

Client Project: Champaign GW

Report Date: 29-May-2019

SW-846 3510C,8270C, SEMI-VOLATILE ORGANIC COMPOUNDS

Batch 153467		SampType: LCS		Units mg/L					
SampID: LCS-153467									
Analyses	RL	Qual	Result	Spike	SPK Ref Val	%REC	Low Limit	High Limit	Date Analyzed
Acenaphthene	0.000100		0.00158	0.00200C	0	78.9	46.9	113	05/21/2019
Acenaphthylene	0.000100		0.00161	0.00200C	0	80.7	45.9	129	05/21/2019
Anthracene	0.000100		0.00161	0.00200C	0	80.4	48.5	117	05/21/2019
Benzo(a)anthracene	0.000100		0.00153	0.00200C	0	76.4	51.2	117	05/21/2019
Benzo(a)pyrene	0.000100		0.00168	0.00200C	0	83.9	48.1	127	05/21/2019
Benzo(b)fluoranthene	0.000100		0.00161	0.00200C	0	80.5	38.1	135	05/21/2019
Benzo(g,h,i)perylene	0.000200		0.00158	0.00200C	0	78.9	46.5	132	05/21/2019
Benzo(k)fluoranthene	0.000100		0.00148	0.00200C	0	73.9	47.5	126	05/21/2019
Chrysene	0.000100		0.00166	0.00200C	0	83.1	50.6	121	05/21/2019
Dibenzo(a,h)anthracene	0.000100		0.00178	0.00200C	0	88.8	49.2	137	05/21/2019
Fluoranthene	0.000200		0.00175	0.00200C	0	87.4	48.8	124	05/21/2019
Fluorene	0.000100		0.00159	0.00200C	0	79.7	45.5	123	05/21/2019
Indeno(1,2,3-cd)pyrene	0.000100		0.00169	0.00200C	0	84.3	37.1	143	05/21/2019
Naphthalene	0.000200		0.00152	0.00200C	0	76.2	18.5	145	05/21/2019
Phenanthrene	0.000400		0.00164	0.00200C	0	81.9	44.7	131	05/21/2019
Pyrene	0.000200		0.00170	0.00200C	0	85.1	47.5	123	05/21/2019
Surr: 2-Fluorobiphenyl			0.000702	0.00100C		70.2	30	133	05/21/2019
Surr: Nitrobenzene-d5			0.000785	0.00100C		78.5	39.8	123	05/21/2019
Surr: p-Terphenyl-d14			0.00104	0.00100C		103.8	48.1	144	05/21/2019

Batch 153467		SampType: LCSD		Units mg/L		RPD Limit 40			
SampID: LCSD-153467									
Analyses	RL	Qual	Result	Spike	SPK Ref Val	%REC	RPD Ref Val	%RPD	Date Analyzed
Acenaphthene	0.000100		0.00173	0.00200C	0	86.6	0.001579	9.24	05/21/2019
Acenaphthylene	0.000100		0.00179	0.00200C	0	89.3	0.001614	10.12	05/21/2019
Anthracene	0.000100		0.00197	0.00200C	0	98.6	0.001608	20.28	05/21/2019
Benzo(a)anthracene	0.000100		0.00183	0.00200C	0	91.3	0.001528	17.82	05/21/2019
Benzo(a)pyrene	0.000100		0.00191	0.00200C	0	95.7	0.001678	13.12	05/21/2019
Benzo(b)fluoranthene	0.000100		0.00184	0.00200C	0	91.9	0.001610	13.19	05/21/2019
Benzo(g,h,i)perylene	0.000200		0.00193	0.00200C	0	96.6	0.001579	20.09	05/21/2019
Benzo(k)fluoranthene	0.000100		0.00183	0.00200C	0	91.4	0.001477	21.22	05/21/2019
Chrysene	0.000100		0.00190	0.00200C	0	95.2	0.001662	13.50	05/21/2019
Dibenzo(a,h)anthracene	0.000100		0.00210	0.00200C	0	105.0	0.001776	16.71	05/21/2019
Fluoranthene	0.000200		0.00204	0.00200C	0	102.0	0.001747	15.43	05/21/2019
Fluorene	0.000100		0.00173	0.00200C	0	86.3	0.001594	7.91	05/21/2019
Indeno(1,2,3-cd)pyrene	0.000100		0.00185	0.00200C	0	92.3	0.001686	9.12	05/21/2019
Naphthalene	0.000200		0.00171	0.00200C	0	85.4	0.001525	11.39	05/21/2019
Phenanthrene	0.000400		0.00205	0.00200C	0	102.7	0.001638	22.57	05/21/2019
Pyrene	0.000200		0.00200	0.00200C	0	100.1	0.001701	16.23	05/21/2019
Surr: 2-Fluorobiphenyl			0.000818	0.00100C		81.8			05/21/2019
Surr: Nitrobenzene-d5			0.000915	0.00100C		91.5			05/21/2019
Surr: p-Terphenyl-d14			0.00113	0.00100C		112.5			05/21/2019

Client: ERM

Work Order: 19051182

Client Project: Champaign GW

Report Date: 29-May-2019

SW-846 3510C,8270C, SEMI-VOLATILE ORGANIC COMPOUNDS

Batch 153467		SampType: MS		Units mg/L					
SampID: 19051182-026AMS									
Analyses	RL	Qual	Result	Spike	SPK Ref Val	%REC	Low Limit	High Limit	Date Analyzed
Acenaphthene	0.000100		0.00165	0.00200C	0	82.5	28.3	133	05/23/2019
Acenaphthylene	0.000100		0.00165	0.00200C	0	82.6	5	176	05/23/2019
Anthracene	0.000100		0.00155	0.00200C	0	77.7	34.6	131	05/23/2019
Benzo(a)anthracene	0.000100		0.00154	0.00200C	0	77.1	40.3	132	05/23/2019
Benzo(a)pyrene	0.000100		0.00170	0.00200C	0	84.8	40.8	132	05/23/2019
Benzo(b)fluoranthene	0.000100		0.00161	0.00200C	0	80.7	41.9	132	05/23/2019
Benzo(g,h,i)perylene	0.000200		0.00169	0.00200C	0	84.3	46	132	05/23/2019
Benzo(k)fluoranthene	0.000100		0.00166	0.00200C	0	82.8	49.4	126	05/23/2019
Chrysene	0.000100		0.00165	0.00200C	0	82.7	46.1	129	05/23/2019
Dibenzo(a,h)anthracene	0.000100		0.00205	0.00200C	0	102.6	42.1	146	05/23/2019
Fluoranthene	0.000200		0.00168	0.00200C	0	84.2	23.9	164	05/23/2019
Fluorene	0.000100		0.00162	0.00200C	0	81.1	24.3	148	05/23/2019
Indeno(1,2,3-cd)pyrene	0.000100		0.00172	0.00200C	0	86.2	26.6	157	05/23/2019
Naphthalene	0.000200		0.00174	0.00200C	0.0003523	69.2	24.2	132	05/23/2019
Phenanthrene	0.000400		0.00165	0.00200C	0	82.4	36.6	139	05/23/2019
Pyrene	0.000200		0.00161	0.00200C	0	80.5	14.6	169	05/23/2019
Surr: 2-Fluorobiphenyl			0.000742	0.00100C		74.2	21.4	142	05/23/2019
Surr: Nitrobenzene-d5			0.000863	0.00100C		86.3	15	163	05/23/2019
Surr: p-Terphenyl-d14			0.000946	0.00100C		94.6	10	173	05/23/2019

Batch 153467		SampType: MSD		Units mg/L		RPD Limit 40			
SampID: 19051182-026AMSD									
Analyses	RL	Qual	Result	Spike	SPK Ref Val	%REC	RPD Ref Val	%RPD	Date Analyzed
Acenaphthene	0.000100		0.00148	0.00200C	0	74.0	0.001649	10.78	05/23/2019
Acenaphthylene	0.000100		0.00161	0.00200C	0	80.3	0.001652	2.81	05/23/2019
Anthracene	0.000100		0.00155	0.00200C	0	77.6	0.001554	0.09	05/23/2019
Benzo(a)anthracene	0.000100		0.00151	0.00200C	0	75.3	0.001542	2.30	05/23/2019
Benzo(a)pyrene	0.000100		0.00152	0.00200C	0	75.9	0.001697	11.19	05/23/2019
Benzo(b)fluoranthene	0.000100		0.00158	0.00200C	0	78.9	0.001614	2.31	05/23/2019
Benzo(g,h,i)perylene	0.000200		0.00155	0.00200C	0	77.6	0.001685	8.20	05/23/2019
Benzo(k)fluoranthene	0.000100		0.00147	0.00200C	0	73.4	0.001656	12.03	05/23/2019
Chrysene	0.000100		0.00163	0.00200C	0	81.7	0.001654	1.25	05/23/2019
Dibenzo(a,h)anthracene	0.000100		0.00163	0.00200C	0	81.6	0.002052	22.86	05/23/2019
Fluoranthene	0.000200		0.00174	0.00200C	0	86.8	0.001683	3.13	05/23/2019
Fluorene	0.000100		0.00158	0.00200C	0	79.2	0.001622	2.41	05/23/2019
Indeno(1,2,3-cd)pyrene	0.000100		0.00152	0.00200C	0	75.9	0.001724	12.79	05/23/2019
Naphthalene	0.000200		0.00157	0.00200C	0.0003523	60.7	0.001736	10.31	05/23/2019
Phenanthrene	0.000400		0.00163	0.00200C	0	81.7	0.001647	0.77	05/23/2019
Pyrene	0.000200		0.00164	0.00200C	0	81.8	0.001611	1.61	05/23/2019
Surr: 2-Fluorobiphenyl			0.000714	0.00100C		71.4			05/23/2019
Surr: Nitrobenzene-d5			0.000800	0.00100C		80.0			05/23/2019
Surr: p-Terphenyl-d14			0.000956	0.00100C		95.6			05/23/2019



Quality Control Results

<http://www.teklabinc.com/>

Client: ERM

Work Order: 19051182

Client Project: Champaign GW

Report Date: 29-May-2019

SW-846 3510C,8270C, SEMI-VOLATILE ORGANIC COMPOUNDS

Batch 153510		SampType: MBLK		Units mg/L						
SampID: MBLK-153510										
Analyses	RL	Qual	Result	Spike	SPK Ref Val	%REC	Low Limit	High Limit	Date Analyzed	
Acenaphthene	0.000100		ND						05/22/2019	
Acenaphthylene	0.000100		ND						05/22/2019	
Anthracene	0.000100		ND						05/22/2019	
Benzo(a)anthracene	0.000100		ND						05/22/2019	
Benzo(a)pyrene	0.000100		ND						05/22/2019	
Benzo(b)fluoranthene	0.000100		ND						05/22/2019	
Benzo(g,h,i)perylene	0.000200		ND						05/22/2019	
Benzo(k)fluoranthene	0.000100		ND						05/22/2019	
Chrysene	0.000100		ND						05/22/2019	
Dibenzo(a,h)anthracene	0.000100		ND						05/22/2019	
Fluoranthene	0.000200		ND						05/22/2019	
Fluorene	0.000100		ND						05/22/2019	
Indeno(1,2,3-cd)pyrene	0.000100		ND						05/22/2019	
Naphthalene	0.000200		ND						05/22/2019	
Phenanthrene	0.000400		ND						05/22/2019	
Pyrene	0.000200		ND						05/22/2019	
Surr: 2-Fluorobiphenyl			0.000606	0.00100C		60.6	30	133	05/22/2019	
Surr: Nitrobenzene-d5			0.000658	0.00100C		65.8	39.8	123	05/22/2019	
Surr: p-Terphenyl-d14			0.000965	0.00100C		96.5	48.1	144	05/22/2019	

Batch 153510		SampType: LCS		Units mg/L						
SampID: LCS-153510										
Analyses	RL	Qual	Result	Spike	SPK Ref Val	%REC	Low Limit	High Limit	Date Analyzed	
Acenaphthene	0.000100		0.00151	0.00200C	0	75.4	46.9	113	05/22/2019	
Acenaphthylene	0.000100		0.00156	0.00200C	0	78.2	45.9	129	05/22/2019	
Anthracene	0.000100		0.00152	0.00200C	0	75.8	48.5	117	05/22/2019	
Benzo(a)anthracene	0.000100		0.00152	0.00200C	0	76.0	51.2	117	05/22/2019	
Benzo(a)pyrene	0.000100		0.00165	0.00200C	0	82.6	48.1	127	05/22/2019	
Benzo(b)fluoranthene	0.000100		0.00162	0.00200C	0	81.2	38.1	135	05/22/2019	
Benzo(g,h,i)perylene	0.000200		0.00161	0.00200C	0	80.6	46.5	132	05/22/2019	
Benzo(k)fluoranthene	0.000100		0.00154	0.00200C	0	77.1	47.5	126	05/22/2019	
Chrysene	0.000100		0.00143	0.00200C	0	71.5	50.6	121	05/22/2019	
Dibenzo(a,h)anthracene	0.000100		0.00201	0.00200C	0	100.5	49.2	137	05/22/2019	
Fluoranthene	0.000200		0.00161	0.00200C	0	80.4	48.8	124	05/22/2019	
Fluorene	0.000100		0.00151	0.00200C	0	75.3	45.5	123	05/22/2019	
Indeno(1,2,3-cd)pyrene	0.000100		0.00180	0.00200C	0	90.0	37.1	143	05/22/2019	
Naphthalene	0.000200		0.00145	0.00200C	0	72.4	18.5	145	05/22/2019	
Phenanthrene	0.000400		0.00156	0.00200C	0	78.0	44.7	131	05/22/2019	
Pyrene	0.000200		0.00152	0.00200C	0	76.1	47.5	123	05/22/2019	
Surr: 2-Fluorobiphenyl			0.000676	0.00100C		67.6	30	133	05/22/2019	
Surr: Nitrobenzene-d5			0.000744	0.00100C		74.4	39.8	123	05/22/2019	
Surr: p-Terphenyl-d14			0.000939	0.00100C		93.9	48.1	144	05/22/2019	



Quality Control Results

<http://www.teklabinc.com/>

Client: ERM

Work Order: 19051182

Client Project: Champaign GW

Report Date: 29-May-2019

SW-846 3510C,8270C, SEMI-VOLATILE ORGANIC COMPOUNDS

Batch 153510		SampType: LCSD		Units mg/L				RPD Limit 40		Date Analyzed
SampID: LCSD-153510										
Analyses	RL	Qual	Result	Spike	SPK Ref Val	%REC	RPD Ref Val	%RPD	Date Analyzed	
Acenaphthene	0.000100		0.00149	0.00200C	0	74.7	0.001508	1.02	05/22/2019	
Acenaphthylene	0.000100		0.00159	0.00200C	0	79.4	0.001564	1.56	05/22/2019	
Anthracene	0.000100		0.00145	0.00200C	0	72.4	0.001516	4.62	05/22/2019	
Benzo(a)anthracene	0.000100		0.00147	0.00200C	0	73.6	0.001520	3.24	05/22/2019	
Benzo(a)pyrene	0.000100		0.00181	0.00200C	0	90.7	0.001652	9.40	05/22/2019	
Benzo(b)fluoranthene	0.000100		0.00175	0.00200C	0	87.5	0.001625	7.43	05/22/2019	
Benzo(g,h,i)perylene	0.000200		0.00168	0.00200C	0	84.1	0.001612	4.26	05/22/2019	
Benzo(k)fluoranthene	0.000100		0.00167	0.00200C	0	83.7	0.001542	8.23	05/22/2019	
Chrysene	0.000100		0.00152	0.00200C	0	75.9	0.001430	5.95	05/22/2019	
Dibenzo(a,h)anthracene	0.000100		0.00184	0.00200C	0	91.9	0.002009	8.89	05/22/2019	
Fluoranthene	0.000200		0.00161	0.00200C	0	80.6	0.001607	0.35	05/22/2019	
Fluorene	0.000100		0.00155	0.00200C	0	77.6	0.001506	2.94	05/22/2019	
Indeno(1,2,3-cd)pyrene	0.000100		0.00183	0.00200C	0	91.4	0.001800	1.59	05/22/2019	
Naphthalene	0.000200		0.00148	0.00200C	0	73.9	0.001448	2.05	05/22/2019	
Phenanthrene	0.000400		0.00151	0.00200C	0	75.3	0.001559	3.46	05/22/2019	
Pyrene	0.000200		0.00155	0.00200C	0	77.7	0.001522	2.07	05/22/2019	
Surr: 2-Fluorobiphenyl			0.000723	0.00100C		72.3			05/22/2019	
Surr: Nitrobenzene-d5			0.000797	0.00100C		79.7			05/22/2019	
Surr: p-Terphenyl-d14			0.000916	0.00100C		91.6			05/22/2019	

Batch 153561		SampType: MBLK		Units mg/L						Date Analyzed
SampID: MBLK-153561										
Analyses	RL	Qual	Result	Spike	SPK Ref Val	%REC	Low Limit	High Limit	Date Analyzed	
Acenaphthene	0.000100		ND						05/23/2019	
Acenaphthylene	0.000100		ND						05/23/2019	
Anthracene	0.000100		ND						05/23/2019	
Benzo(a)anthracene	0.000100		ND						05/23/2019	
Benzo(a)pyrene	0.000100		ND						05/23/2019	
Benzo(b)fluoranthene	0.000100		ND						05/23/2019	
Benzo(g,h,i)perylene	0.000200		ND						05/23/2019	
Benzo(k)fluoranthene	0.000100		ND						05/23/2019	
Chrysene	0.000100		ND						05/23/2019	
Dibenzo(a,h)anthracene	0.000100		ND						05/23/2019	
Fluoranthene	0.000200		ND						05/23/2019	
Fluorene	0.000100		ND						05/23/2019	
Indeno(1,2,3-cd)pyrene	0.000100		ND						05/23/2019	
Naphthalene	0.000200		ND						05/23/2019	
Phenanthrene	0.000400		ND						05/23/2019	
Pyrene	0.000200		ND						05/23/2019	
Surr: 2-Fluorobiphenyl			0.000725	0.00100C		72.5	30	133	05/23/2019	
Surr: Nitrobenzene-d5			0.000729	0.00100C		72.9	39.8	123	05/23/2019	
Surr: p-Terphenyl-d14			0.00108	0.00100C		107.6	48.1	144	05/23/2019	



Quality Control Results

<http://www.teklabinc.com/>

Client: ERM

Work Order: 19051182

Client Project: Champaign GW

Report Date: 29-May-2019

SW-846 3510C,8270C, SEMI-VOLATILE ORGANIC COMPOUNDS

Batch 153561		SampType: LCS		Units mg/L						Date Analyzed
SampID: LCS-153561										
Analyses	RL	Qual	Result	Spike	SPK Ref Val	%REC	Low Limit	High Limit	Date Analyzed	
Acenaphthene	0.000100		0.00167	0.00200C	0	83.5	46.9	113	05/23/2019	
Acenaphthylene	0.000100		0.00168	0.00200C	0	84.1	45.9	129	05/23/2019	
Anthracene	0.000100		0.00168	0.00200C	0	84.1	48.5	117	05/23/2019	
Benzo(a)anthracene	0.000100		0.00159	0.00200C	0	79.3	51.2	117	05/23/2019	
Benzo(a)pyrene	0.000100		0.00180	0.00200C	0	90.0	48.1	127	05/23/2019	
Benzo(b)fluoranthene	0.000100		0.00172	0.00200C	0	86.1	38.1	135	05/23/2019	
Benzo(g,h,i)perylene	0.000200		0.00170	0.00200C	0	84.8	46.5	132	05/23/2019	
Benzo(k)fluoranthene	0.000100		0.00173	0.00200C	0	86.4	47.5	126	05/23/2019	
Chrysene	0.000100		0.00166	0.00200C	0	82.8	50.6	121	05/23/2019	
Dibenzo(a,h)anthracene	0.000100		0.00187	0.00200C	0	93.7	49.2	137	05/23/2019	
Fluoranthene	0.000200		0.00192	0.00200C	0	95.8	48.8	124	05/23/2019	
Fluorene	0.000100		0.00182	0.00200C	0	91.0	45.5	123	05/23/2019	
Indeno(1,2,3-cd)pyrene	0.000100		0.00199	0.00200C	0	99.4	37.1	143	05/23/2019	
Naphthalene	0.000200		0.00170	0.00200C	0	84.8	18.5	145	05/23/2019	
Phenanthrene	0.000400		0.00169	0.00200C	0	84.6	44.7	131	05/23/2019	
Pyrene	0.000200		0.00180	0.00200C	0	89.9	47.5	123	05/23/2019	
Surr: 2-Fluorobiphenyl			0.000773	0.00100C		77.3	30	133	05/23/2019	
Surr: Nitrobenzene-d5			0.000854	0.00100C		85.4	39.8	123	05/23/2019	
Surr: p-Terphenyl-d14			0.000958	0.00100C		95.8	48.1	144	05/23/2019	

Batch 153561		SampType: LCSD		Units mg/L				RPD Limit 40		Date Analyzed
SampID: LCSD-153561										
Analyses	RL	Qual	Result	Spike	SPK Ref Val	%REC	RPD Ref Val	%RPD	Date Analyzed	
Acenaphthene	0.000100		0.00171	0.00200C	0	85.7	0.001669	2.70	05/23/2019	
Acenaphthylene	0.000100		0.00176	0.00200C	0	87.8	0.001682	4.33	05/23/2019	
Anthracene	0.000100		0.00161	0.00200C	0	80.6	0.001682	4.23	05/23/2019	
Benzo(a)anthracene	0.000100		0.00158	0.00200C	0	78.8	0.001586	0.57	05/23/2019	
Benzo(a)pyrene	0.000100		0.00191	0.00200C	0	95.4	0.001799	5.90	05/23/2019	
Benzo(b)fluoranthene	0.000100		0.00187	0.00200C	0	93.7	0.001721	8.52	05/23/2019	
Benzo(g,h,i)perylene	0.000200		0.00192	0.00200C	0	96.2	0.001696	12.58	05/23/2019	
Benzo(k)fluoranthene	0.000100		0.00180	0.00200C	0	90.0	0.001727	4.07	05/23/2019	
Chrysene	0.000100		0.00154	0.00200C	0	77.0	0.001657	7.31	05/23/2019	
Dibenzo(a,h)anthracene	0.000100		0.00211	0.00200C	0	105.6	0.001873	11.95	05/23/2019	
Fluoranthene	0.000200		0.00182	0.00200C	0	90.9	0.001916	5.25	05/23/2019	
Fluorene	0.000100		0.00179	0.00200C	0	89.4	0.001820	1.81	05/23/2019	
Indeno(1,2,3-cd)pyrene	0.000100		0.00205	0.00200C	0	102.3	0.001987	2.92	05/23/2019	
Naphthalene	0.000200		0.00166	0.00200C	0	83.2	0.001695	1.80	05/23/2019	
Phenanthrene	0.000400		0.00172	0.00200C	0	85.9	0.001693	1.43	05/23/2019	
Pyrene	0.000200		0.00174	0.00200C	0	87.2	0.001797	3.06	05/23/2019	
Surr: 2-Fluorobiphenyl			0.000745	0.00100C		74.5			05/23/2019	
Surr: Nitrobenzene-d5			0.000804	0.00100C		80.4			05/23/2019	
Surr: p-Terphenyl-d14			0.000914	0.00100C		91.4			05/23/2019	

Client: ERM

Work Order: 19051182

Client Project: Champaign GW

Report Date: 29-May-2019

SW-846 5030, 8260B, VOLATILE ORGANIC COMPOUNDS BY GC/MS

Batch 153419		SampType: MBLK		Units µg/L						Date Analyzed
SampID: MBLK-T190517A-1										
Analyses	RL	Qual	Result	Spike	SPK Ref Val	%REC	Low Limit	High Limit		
Benzene	0.5		ND							05/17/2019
Ethylbenzene	2.0		ND							05/17/2019
Toluene	2.0		ND							05/17/2019
Xylenes, Total	4.0		ND							05/17/2019
Surr: 1,2-Dichloroethane-d4			49.4	50.00		98.7	79.6	118		05/17/2019
Surr: 4-Bromofluorobenzene			51.3	50.00		102.6	83.9	115		05/17/2019
Surr: Dibromofluoromethane			50.4	50.00		100.7	84.9	113		05/17/2019
Surr: Toluene-d8			48.7	50.00		97.4	86.7	112		05/17/2019

Batch 153419		SampType: LCSD		Units µg/L		RPD Limit 40				Date Analyzed
SampID: LCSD-T190517A-1										
Analyses	RL	Qual	Result	Spike	SPK Ref Val	%REC	RPD Ref Val	%RPD		
Benzene	0.5		42.8	50.00	0	85.6	44.62	4.12		05/17/2019
Ethylbenzene	2.0		41.3	50.00	0	82.6	42.49	2.84		05/17/2019
Toluene	2.0		41.8	50.00	0	83.7	43.36	3.59		05/17/2019
Xylenes, Total	4.0		126	150.0	0	84.0	128.7	2.11		05/17/2019
Surr: 1,2-Dichloroethane-d4			46.7	50.00		93.3				05/17/2019
Surr: 4-Bromofluorobenzene			50.7	50.00		101.5				05/17/2019
Surr: Dibromofluoromethane			49.4	50.00		98.8				05/17/2019
Surr: Toluene-d8			48.3	50.00		96.5				05/17/2019

Batch 153419		SampType: LCS		Units µg/L						Date Analyzed
SampID: LCS-T190517A-1										
Analyses	RL	Qual	Result	Spike	SPK Ref Val	%REC	Low Limit	High Limit		
Benzene	0.5		44.6	50.00	0	89.2	75.8	121		05/17/2019
Ethylbenzene	2.0		42.5	50.00	0	85.0	80.7	114		05/17/2019
Toluene	2.0		43.4	50.00	0	86.7	78.3	112		05/17/2019
Xylenes, Total	4.0		129	150.0	0	85.8	80.2	113		05/17/2019
Surr: 1,2-Dichloroethane-d4			47.3	50.00		94.6	79.6	118		05/17/2019
Surr: 4-Bromofluorobenzene			50.4	50.00		100.7	83.9	115		05/17/2019
Surr: Dibromofluoromethane			49.6	50.00		99.3	84.9	113		05/17/2019
Surr: Toluene-d8			48.8	50.00		97.6	86.7	112		05/17/2019

Batch 153487		SampType: MBLK		Units µg/L						Date Analyzed
SampID: MBLK-T190520A-1										
Analyses	RL	Qual	Result	Spike	SPK Ref Val	%REC	Low Limit	High Limit		
Benzene	0.5		ND							05/20/2019
Ethylbenzene	2.0		ND							05/20/2019
Toluene	2.0		ND							05/20/2019
Xylenes, Total	4.0		ND							05/20/2019
Surr: 1,2-Dichloroethane-d4			48.8	50.00		97.6	79.6	118		05/20/2019
Surr: 4-Bromofluorobenzene			51.2	50.00		102.3	83.9	115		05/20/2019
Surr: Dibromofluoromethane			49.4	50.00		98.7	84.9	113		05/20/2019
Surr: Toluene-d8			48.9	50.00		97.9	86.7	112		05/20/2019

Client: ERM

Work Order: 19051182

Client Project: Champaign GW

Report Date: 29-May-2019

SW-846 5030, 8260B, VOLATILE ORGANIC COMPOUNDS BY GC/MS

Batch 153487		SampType: LCSD		Units µg/L				RPD Limit 40		Date Analyzed
SampID: LCSD-T190520A-1										
Analyses	RL	Qual	Result	Spike	SPK Ref Val	%REC	RPD Ref Val	%RPD		
Benzene	0.5		46.1	50.00	0	92.2	47.97	3.95	05/20/2019	
Ethylbenzene	2.0		45.8	50.00	0	91.5	46.33	1.22	05/20/2019	
Toluene	2.0		45.5	50.00	0	91.0	45.55	0.09	05/20/2019	
Xylenes, Total	4.0		137	150.0	0	91.4	137.7	0.41	05/20/2019	
Surr: 1,2-Dichloroethane-d4			47.1	50.00		94.2			05/20/2019	
Surr: 4-Bromofluorobenzene			48.7	50.00		97.5			05/20/2019	
Surr: Dibromofluoromethane			49.1	50.00		98.2			05/20/2019	
Surr: Toluene-d8			49.1	50.00		98.3			05/20/2019	

Batch 153487		SampType: LCS		Units µg/L						Date Analyzed
SampID: LCS-T190520A-1										
Analyses	RL	Qual	Result	Spike	SPK Ref Val	%REC	Low Limit	High Limit		
Benzene	0.5		48.0	50.00	0	95.9	75.8	121	05/20/2019	
Ethylbenzene	2.0		46.3	50.00	0	92.7	80.7	114	05/20/2019	
Toluene	2.0		45.6	50.00	0	91.1	78.3	112	05/20/2019	
Xylenes, Total	4.0		138	150.0	0	91.8	80.2	113	05/20/2019	
Surr: 1,2-Dichloroethane-d4			47.7	50.00		95.4	79.6	118	05/20/2019	
Surr: 4-Bromofluorobenzene			51.3	50.00		102.6	83.9	115	05/20/2019	
Surr: Dibromofluoromethane			50.2	50.00		100.3	84.9	113	05/20/2019	
Surr: Toluene-d8			48.2	50.00		96.3	86.7	112	05/20/2019	

Batch 153489		SampType: MBLK		Units µg/L						Date Analyzed
SampID: MBLK-T190520A-2										
Analyses	RL	Qual	Result	Spike	SPK Ref Val	%REC	Low Limit	High Limit		
Benzene	0.5		ND						05/20/2019	
Ethylbenzene	2.0		ND						05/20/2019	
Toluene	2.0		ND						05/20/2019	
Xylenes, Total	4.0		ND						05/20/2019	
Surr: 1,2-Dichloroethane-d4			49.1	50.00		98.2	79.6	118	05/20/2019	
Surr: 4-Bromofluorobenzene			52.7	50.00		105.4	83.9	115	05/20/2019	
Surr: Dibromofluoromethane			49.8	50.00		99.6	84.9	113	05/20/2019	
Surr: Toluene-d8			48.8	50.00		97.5	86.7	112	05/20/2019	

Batch 153489		SampType: LCSD		Units µg/L				RPD Limit 40		Date Analyzed
SampID: LCSD-T190520A-2										
Analyses	RL	Qual	Result	Spike	SPK Ref Val	%REC	RPD Ref Val	%RPD		
Benzene	0.5		44.2	50.00	0	88.4	45.36	2.57	05/20/2019	
Ethylbenzene	2.0		42.4	50.00	0	84.8	43.76	3.16	05/20/2019	
Toluene	2.0		42.1	50.00	0	84.3	44.04	4.41	05/20/2019	
Xylenes, Total	4.0		127	150.0	0	84.5	131.5	3.62	05/20/2019	
Surr: 1,2-Dichloroethane-d4			47.3	50.00		94.6			05/20/2019	
Surr: 4-Bromofluorobenzene			50.4	50.00		100.7			05/20/2019	
Surr: Dibromofluoromethane			49.8	50.00		99.5			05/20/2019	
Surr: Toluene-d8			49.0	50.00		98.1			05/20/2019	

Client: ERM

Work Order: 19051182

Client Project: Champaign GW

Report Date: 29-May-2019

SW-846 5030, 8260B, VOLATILE ORGANIC COMPOUNDS BY GC/MS

Batch 153489		SampType: LCS		Units µg/L						
SampID: LCS-T190520A-2										
Analyses	RL	Qual	Result	Spike	SPK Ref Val	%REC	Low Limit	High Limit	Date Analyzed	
Benzene	0.5		45.4	50.00	0	90.7	75.8	121	05/20/2019	
Ethylbenzene	2.0		43.8	50.00	0	87.5	80.7	114	05/20/2019	
Toluene	2.0		44.0	50.00	0	88.1	78.3	112	05/20/2019	
Xylenes, Total	4.0		131	150.0	0	87.6	80.2	113	05/20/2019	
Surr: 1,2-Dichloroethane-d4			48.0	50.00		96.0	79.6	118	05/20/2019	
Surr: 4-Bromofluorobenzene			51.0	50.00		102.0	83.9	115	05/20/2019	
Surr: Dibromofluoromethane			50.0	50.00		100.1	84.9	113	05/20/2019	
Surr: Toluene-d8			48.7	50.00		97.3	86.7	112	05/20/2019	

Batch 153489		SampType: MS		Units µg/L						
SampID: 19051182-025DMS										
Analyses	RL	Qual	Result	Spike	SPK Ref Val	%REC	Low Limit	High Limit	Date Analyzed	
Benzene	0.5		47.0	50.00	0	94.0	62.5	121	05/21/2019	
Ethylbenzene	2.0		46.8	50.00	0	93.5	74.4	130	05/21/2019	
Toluene	2.0		45.7	50.00	0	91.4	69.5	118	05/21/2019	
Xylenes, Total	4.0		92.3	100.0	0	92.3	71.1	125	05/21/2019	
Surr: 1,2-Dichloroethane-d4			48.1	50.00		96.2	79.6	118	05/21/2019	
Surr: 4-Bromofluorobenzene			52.0	50.00		104.1	83.9	115	05/21/2019	
Surr: Dibromofluoromethane			48.6	50.00		97.3	84.9	113	05/21/2019	
Surr: Toluene-d8			49.2	50.00		98.3	86.7	112	05/21/2019	

Batch 153489		SampType: MSD		Units µg/L				RPD Limit 20		Date Analyzed	
SampID: 19051182-025DMSD											
Analyses	RL	Qual	Result	Spike	SPK Ref Val	%REC	RPD Ref Val	%RPD	Date Analyzed		
Benzene	0.5		46.8	50.00	0	93.7	47.01	0.38	05/21/2019		
Ethylbenzene	2.0		45.7	50.00	0	91.3	46.77	2.40	05/21/2019		
Toluene	2.0		44.0	50.00	0	88.0	45.70	3.74	05/21/2019		
Xylenes, Total	4.0		87.8	100.0	0	87.8	92.26	4.90	05/21/2019		
Surr: 1,2-Dichloroethane-d4			49.1	50.00		98.2			05/21/2019		
Surr: 4-Bromofluorobenzene			51.9	50.00		103.8			05/21/2019		
Surr: Dibromofluoromethane			49.3	50.00		98.6			05/21/2019		
Surr: Toluene-d8			48.4	50.00		96.9			05/21/2019		

Batch 153681		SampType: MBLK		Units µg/L						
SampID: MBLK-N190524A-2										
Analyses	RL	Qual	Result	Spike	SPK Ref Val	%REC	Low Limit	High Limit	Date Analyzed	
Benzene	0.5		ND						05/25/2019	
Ethylbenzene	2.0		ND						05/25/2019	
Toluene	2.0		ND						05/25/2019	
Xylenes, Total	4.0		ND						05/25/2019	
Surr: 1,2-Dichloroethane-d4			48.8	50.00		97.6	79.6	118	05/25/2019	
Surr: 4-Bromofluorobenzene			46.6	50.00		93.3	83.9	115	05/25/2019	
Surr: Dibromofluoromethane			48.1	50.00		96.2	84.9	113	05/25/2019	
Surr: Toluene-d8			47.5	50.00		94.9	86.7	112	05/25/2019	

Client: ERM

Work Order: 19051182

Client Project: Champaign GW

Report Date: 29-May-2019

SW-846 5030, 8260B, VOLATILE ORGANIC COMPOUNDS BY GC/MS

Batch 153681		SampType: LCSD		Units µg/L				RPD Limit 40		Date Analyzed
SampID: LCSD-N190524A-2										
Analyses	RL	Qual	Result	Spike	SPK Ref Val	%REC	RPD Ref Val	%RPD		
Benzene	0.5		47.8	50.00	0	95.6	47.37	0.86	05/24/2019	
Ethylbenzene	2.0		42.4	50.00	0	84.8	45.16	6.30	05/24/2019	
Toluene	2.0		43.8	50.00	0	87.6	43.87	0.21	05/24/2019	
Xylenes, Total	4.0		129	150.0	0	86.0	133.3	3.31	05/24/2019	
Surr: 1,2-Dichloroethane-d4			49.2	50.00		98.4			05/24/2019	
Surr: 4-Bromofluorobenzene			45.9	50.00		91.8			05/24/2019	
Surr: Dibromofluoromethane			51.4	50.00		102.9			05/24/2019	
Surr: Toluene-d8			48.0	50.00		96.0			05/24/2019	

Batch 153681		SampType: LCS		Units µg/L						Date Analyzed
SampID: LCS-N190524A-2										
Analyses	RL	Qual	Result	Spike	SPK Ref Val	%REC	Low Limit	High Limit		
Benzene	0.5		47.4	50.00	0	94.7	75.8	121	05/24/2019	
Ethylbenzene	2.0		45.2	50.00	0	90.3	80.7	114	05/24/2019	
Toluene	2.0		43.9	50.00	0	87.7	78.3	112	05/24/2019	
Xylenes, Total	4.0		133	150.0	0	88.9	80.2	113	05/24/2019	
Surr: 1,2-Dichloroethane-d4			47.8	50.00		95.5	79.6	118	05/24/2019	
Surr: 4-Bromofluorobenzene			48.2	50.00		96.5	83.9	115	05/24/2019	
Surr: Dibromofluoromethane			50.1	50.00		100.2	84.9	113	05/24/2019	
Surr: Toluene-d8			48.3	50.00		96.6	86.7	112	05/24/2019	

Batch 153681		SampType: LCSGD		Units %REC				RPD Limit 0		Date Analyzed
SampID: LCSGD-N190524A-2										
Analyses	RL	Qual	Result	Spike	SPK Ref Val	%REC	RPD Ref Val	%RPD		
Surr: 1,2-Dichloroethane-d4			50.1	50.00		100.1			05/25/2019	
Surr: 4-Bromofluorobenzene			47.8	50.00		95.6			05/25/2019	
Surr: Dibromofluoromethane			49.9	50.00		99.8			05/25/2019	
Surr: Toluene-d8			47.7	50.00		95.4			05/25/2019	

Batch 153681		SampType: LCSG		Units %REC						Date Analyzed
SampID: LCSG-N190524A-2										
Analyses	RL	Qual	Result	Spike	SPK Ref Val	%REC	Low Limit	High Limit		
Surr: 1,2-Dichloroethane-d4			48.2	50.00		96.4	79.6	118	05/24/2019	
Surr: 4-Bromofluorobenzene			48.8	50.00		97.6	83.9	115	05/24/2019	
Surr: Dibromofluoromethane			50.2	50.00		100.4	84.9	113	05/24/2019	
Surr: Toluene-d8			48.8	50.00		97.6	86.7	112	05/24/2019	

Client: ERM

Work Order: 19051182

Client Project: Champaign GW

Report Date: 29-May-2019

SW-846 5030, 8260B, VOLATILE ORGANIC COMPOUNDS BY GC/MS

Batch 153681		SampType: MS		Units µg/L						
SampID: 19051182-026DMS										
Analyses	RL	Qual	Result	Spike	SPK Ref Val	%REC	Low Limit	High Limit	Date Analyzed	
Benzene	0.5		37.6	50.00	0	75.2	62.5	121	05/25/2019	
Ethylbenzene	2.0	S	35.9	50.00	0	71.8	74.4	130	05/25/2019	
Toluene	2.0	S	33.0	50.00	0	66.1	69.5	118	05/25/2019	
Xylenes, Total	4.0	S	68.5	100.0	0	68.5	71.1	125	05/25/2019	
Surr: 1,2-Dichloroethane-d4			50.5	50.00		101.0	79.6	118	05/25/2019	
Surr: 4-Bromofluorobenzene			50.5	50.00		101.0	83.9	115	05/25/2019	
Surr: Dibromofluoromethane			50.5	50.00		101.0	84.9	113	05/25/2019	
Surr: Toluene-d8			49.2	50.00		98.4	86.7	112	05/25/2019	

Batch 153729		SampType: MBLK		Units µg/L						
SampID: MBLK-T190528A-1										
Analyses	RL	Qual	Result	Spike	SPK Ref Val	%REC	Low Limit	High Limit	Date Analyzed	
Benzene	0.5		ND						05/28/2019	
Ethylbenzene	2.0		ND						05/28/2019	
Toluene	2.0		ND						05/28/2019	
Xylenes, Total	4.0		ND						05/28/2019	
Surr: 1,2-Dichloroethane-d4			50.7	50.00		101.5	79.6	118	05/28/2019	
Surr: 4-Bromofluorobenzene			49.8	50.00		99.5	83.9	115	05/28/2019	
Surr: Dibromofluoromethane			51.3	50.00		102.6	84.9	113	05/28/2019	
Surr: Toluene-d8			49.5	50.00		99.0	86.7	112	05/28/2019	

Batch 153729		SampType: LCSD		Units µg/L				RPD Limit 40		Date Analyzed	
SampID: LCSD-T190528A-1											
Analyses	RL	Qual	Result	Spike	SPK Ref Val	%REC	RPD Ref Val	%RPD	Date Analyzed		
Benzene	0.5		45.2	50.00	0	90.4	41.69	8.10	05/28/2019		
Ethylbenzene	2.0		46.9	50.00	0	93.7	41.81	11.41	05/28/2019		
Toluene	2.0		45.8	50.00	0	91.5	41.67	9.36	05/28/2019		
Xylenes, Total	4.0		143	150.0	0	95.5	125.5	13.22	05/28/2019		
Surr: 1,2-Dichloroethane-d4			47.1	50.00		94.2			05/28/2019		
Surr: 4-Bromofluorobenzene			49.9	50.00		99.8			05/28/2019		
Surr: Dibromofluoromethane			50.1	50.00		100.2			05/28/2019		
Surr: Toluene-d8			49.9	50.00		99.8			05/28/2019		

Batch 153729		SampType: LCS		Units µg/L						
SampID: LCS-T190528A-1										
Analyses	RL	Qual	Result	Spike	SPK Ref Val	%REC	Low Limit	High Limit	Date Analyzed	
Benzene	0.5		41.7	50.00	0	83.4	75.8	121	05/28/2019	
Ethylbenzene	2.0		41.8	50.00	0	83.6	80.7	114	05/28/2019	
Toluene	2.0		41.7	50.00	0	83.3	78.3	112	05/28/2019	
Xylenes, Total	4.0		125	150.0	0	83.7	80.2	113	05/28/2019	
Surr: 1,2-Dichloroethane-d4			48.2	50.00		96.4	79.6	118	05/28/2019	
Surr: 4-Bromofluorobenzene			48.6	50.00		97.2	83.9	115	05/28/2019	
Surr: Dibromofluoromethane			50.1	50.00		100.2	84.9	113	05/28/2019	
Surr: Toluene-d8			49.2	50.00		98.5	86.7	112	05/28/2019	



Receiving Check List

<http://www.teklabinc.com/>

Client: ERM

Work Order: 19051182

Client Project: Champaign GW

Report Date: 29-May-2019

Carrier: Jacob Wilson

Received By: MEK

Completed by:

Amber Dilallo

Reviewed by:

Emily Pohlman

On:

16-May-2019

Amber M. Dilallo

On:

16-May-2019

Emily Pohlman

Pages to follow:

Chain of custody

Extra pages included

- Shipping container/cooler in good condition? Yes No Not Present Temp °C **0.60**
- Type of thermal preservation? None Ice Blue Ice Dry Ice
- Chain of custody present? Yes No
- Chain of custody signed when relinquished and received? Yes No
- Chain of custody agrees with sample labels? Yes No
- Samples in proper container/bottle? Yes No
- Sample containers intact? Yes No
- Sufficient sample volume for indicated test? Yes No
- All samples received within holding time? Yes No
- Reported field parameters measured: Field Lab NA
- Container/Temp Blank temperature in compliance? Yes No

When thermal preservation is required, samples are compliant with a temperature between 0.1°C - 6.0°C, or when samples are received on ice the same day as collected.

- Water – at least one vial per sample has zero headspace? Yes No No VOA vials
- Water - TOX containers have zero headspace? Yes No No TOX containers
- Water - pH acceptable upon receipt? Yes No NA
- NPDES/CWA TCN interferences checked/treated in the field? Yes No NA

Any No responses must be detailed below or on the COC.

Trip Blank collection date and time will be reported as the received date and time (end of trip). - ehurley - 5/29/2019 1:02:24 PM

CHAIN OF CUSTODY

TEKLAB, INC. 5445 Horseshoe Lake Road - Collinsville, IL 62234 - Phone: (618) 344-1004 - Fax: (618) 344-1005

Client: ERM
Address: 2 CityPlace Drive, Suite 70
City / State / Zip: St. Louis, MO 63141
Contact: Greg Moore **Phone:** (314) 682-3980
E-Mail: greg.moore@erm.com **Fax:** _____

Samples on: ICE BLUE ICE NO ICE 0.60 °C
Preserved in: LAB FIELD **FOR LAB USE ONLY**
Lab Notes: 5/14/19-ALTS

Client Comments: TACO Class 1 RO standards for reporting limits

Are these samples known to be involved in litigation? If yes, a surcharge will apply Yes No
 Are these samples known to be hazardous? Yes No
 Are there any required reporting limits to be met on the requested analysis?. If yes, please provide limits in the comment section. Yes No

Project Name/Number: Champaign GW **Sample Collector's Name:** Moore / Abegg
Results Requested: Standard 1-2 Day (100% Surcharge) Other 3 Day (50% Surcharge)
Billing Instructions: _____ **# and Type of Containers:** _____

Lab Use Only	Sample Identification	Date/Time Sampled	UNP	HNO3	NaOH	HCl
<u>19051182</u>	<u>UMW-102-WG-20190513</u>	<u>5/13/19, 1430</u>	<u>1</u>	<u>1</u>	<u>1</u>	<u>2</u>
<u>002</u>	<u>UMW-105-WG-20190515</u>	<u>5/15/19, 0855</u>	<u>1</u>	<u>1</u>	<u>1</u>	<u>2</u>
<u>003</u>	<u>UMW-106R-WG-20190514</u>	<u>5/14/19, 1150</u>	<u>1</u>	<u>1</u>	<u>1</u>	<u>2</u>
<u>004</u>	<u>UMW-107R-WG-20190514</u>	<u>5/14/19, 1010</u>	<u>1</u>	<u>1</u>	<u>1</u>	<u>2</u>
<u>005</u>	<u>UMW-108-WG-20190514</u>	<u>5/14/19, 0905</u>	<u>1</u>	<u>1</u>	<u>1</u>	<u>2</u>
<u>006</u>	<u>UMW-109-WG-20190513</u>	<u>5/13/19, 1705</u>	<u>1</u>	<u>1</u>	<u>1</u>	<u>2</u>
<u>007</u>	<u>UMW-111A-WG-20190513</u>	<u>5/13/19, 1700</u>	<u>1</u>	<u>1</u>	<u>1</u>	<u>2</u>
<u>008</u>	<u>UMW-116-WG-20190514</u>	<u>5/14/19, 1030</u>	<u>1</u>	<u>1</u>	<u>1</u>	<u>2</u>
<u>009</u>	<u>UMW-117-WG-20190514</u>	<u>5/14/19, 0905</u>	<u>1</u>	<u>1</u>	<u>1</u>	<u>2</u>
<u>010</u>	<u>UMW-118-WG-20190514</u>	<u>5/14/19, 1515</u>	<u>1</u>	<u>1</u>	<u>1</u>	<u>2</u>

MATRIX	INDICATE ANALYSIS REQUESTED			
	BTEX 8260	PAH 8270 SIM	Total 8 PCRA Metals	Total Cyanide 9012A
Groundwater	X	X	X	X
	X	X	X	X
	X	X	X	X
	X	X	X	X
	X	X	X	X
	X	X	X	X
	X	X	X	X
	X	X	X	X
	X	X	X	X
	X	X	X	X

Courier

Relinquished By	Date/Time	Received By	Date/Time
<u>[Signature]</u>	<u>5/16/19 1415</u>	<u>[Signature]</u>	<u>5/16/19 1415</u>
<u>[Signature]</u>	<u>5/16/19 1605</u>	<u>Mary Kemp</u>	<u>5/16/19 1605</u>

The individual signing this agreement on behalf of the client, acknowledges that he/she has read and understands the terms and conditions of this agreement, and that he/she has the authority to sign on behalf of the client. See www.teklabinc.com for terms and conditions.



CHAIN OF CUSTODY

pg. 2 of 4 Work order # 19051182

TEKLAB, INC. 5445 Horseshoe Lake Road - Collinsville, IL 62234 - Phone: (618) 344-1004 - Fax: (618) 344-1005

Client: ERM
Address: 2 CityPlace Drive, Suite 70
City / State / Zip: St. Louis, MO 63141
Contact: Greg Moore **Phone:** (314) 682-3980
E-Mail: greg.moore@erm.com **Fax:** _____

Samples on: ICE BLUE ICE NO ICE _____ °C
Preserved in: LAB FIELD **FOR LAB USE ONLY**
Lab Notes: _____

Are these samples known to be involved in litigation? If yes, a surcharge will apply Yes No
 Are these samples known to be hazardous? Yes No
 Are there any required reporting limits to be met on the requested analysis?. If yes, please provide limits in the comment section. Yes No

Client Comments TACO Class 1 RO standards for reporting limits

Project Name/Number: Champaign GW **Sample Collector's Name:** Moore/Abegg
Results Requested: Standard 1-2 Day (100% Surcharge) Other _____ 3 Day (50% Surcharge)
Billing Instructions: _____ **# and Type of Containers:**

MATRIX	INDICATE ANALYSIS REQUESTED									
	BTEX 8260	PAH 8270 SIM	Total 8 RCRA Metals	Total Cyanide 9012A						
Groundwater										
X	X	X	X	X						
X	X	X	X	X						
X	X	X	X	X						
X	X	X	X	X						
X	X	X	X	X						
X	X	X	X	X						
X	X	X	X	X						
X	X	X	X	X						
X	X	X	X	X						

Lab Use Only	Sample Identification	Date/Time Sampled	UNP	HNO3	NaOH	HCl			
<u>19051182</u>	<u>UMW-119-WG-20190513</u>	<u>5/13/19, 1545</u>	<u>1</u>	<u>1</u>	<u>1</u>	<u>2</u>			
<u>011</u>	<u>UMW-120-WG20190513</u>	<u>5/13/19, 1450</u>	<u>1</u>	<u>1</u>	<u>1</u>	<u>2</u>			
<u>012</u>	<u>UMW-121-WG-20190515</u>	<u>5/15/19, 0955</u>	<u>1</u>	<u>1</u>	<u>1</u>	<u>2</u>			
<u>013</u>	<u>UMW-122-WG-20190514</u>	<u>5/14/19, 1220</u>	<u>1</u>	<u>1</u>	<u>1</u>	<u>2</u>			
<u>014</u>	<u>UMW-123-WG-20190514</u>	<u>5/14/19, 1345</u>	<u>1</u>	<u>1</u>	<u>1</u>	<u>2</u>			
<u>015</u>	<u>UMW-124-WG-20190515</u>	<u>5/15/19, 1215</u>	<u>1</u>	<u>1</u>	<u>1</u>	<u>2</u>			
<u>016</u>	<u>UMW-125-WG-20190515</u>	<u>5/15/19, 1240</u>	<u>1</u>	<u>1</u>	<u>1</u>	<u>2</u>			
<u>017</u>	<u>UMW-126-WG-20190514</u>	<u>5/14/19, 1755</u>	<u>1</u>	<u>1</u>	<u>1</u>	<u>2</u>			
<u>018</u>	<u>UMW-127-WG-20190514</u>	<u>5/14/19, 1655</u>	<u>1</u>	<u>1</u>	<u>1</u>	<u>2</u>			
<u>019</u>	<u>UMW-300-WG-20190513</u>	<u>5/13/19, 1615</u>	<u>1</u>	<u>1</u>	<u>1</u>	<u>2</u>			
<u>020</u>									

Relinquished By <u>Melvin Darr</u>	Date/Time <u>5/16/19 1415</u>	Received By <u>Mary Kemp</u>	Date/Time <u>5/16/19 1415</u>
<u>[Signature]</u>	<u>5/16/19 1605</u>		<u>5/16/19 1605</u>

CHAIN OF CUSTODY

TEKLAB, INC. 5445 Horseshoe Lake Road - Collinsville, IL 62234 - Phone: (618) 344-1004 - Fax: (618) 344-1005

Client: ERM
Address: 2 CityPlace Drive, Suite 70
City / State / Zip: St. Louis, MO 63141
Contact: Greg Moore **Phone:** (314) 682-3980
E-Mail: greg.moore@erm.com **Fax:** _____

Samples on: ICE BLUE ICE NO ICE _____ °C
Preserved in: LAB FIELD **FOR LAB USE ONLY**
Lab Notes: _____

Client Comments: TACO Class 1 RO standards for reporting limits

Are these samples known to be involved in litigation? If yes, a surcharge will apply Yes No
 Are these samples known to be hazardous? Yes No
 Are there any required reporting limits to be met on the requested analysis?. If yes, please provide limits in the comment section. Yes No

Project Name/Number: Champaign GW **Sample Collector's Name:** Moore / Abegg

Results Requested: Standard 1-2 Day (100% Surcharge) Other _____ 3 Day (50% Surcharge)
Billing Instructions: _____ **# and Type of Containers:**

Lab Use Only	Sample Identification	Date/Time Sampled	UNP	HNO3	NaOH	HCl				
022	UMW-301R-WG-20190515	5/15/19, 0845	1	1	1	2				
022	UMW-302-WG-20190515	5/15/19, 1045	1	1	1	2				
023	UMW-303-WG-20190515	5/15/19, 1150	1	1	1	2				
024	UMW-304R-WG-20190515	5/15/19, 1115	1	1	1	2				
025	UMW-305-WG-20190514	5/14/19, 170	1	1	1	2				
026	UMW-306-WG-20190514	5/14/19, 1550	1	1	1	2				
027	UMW-307-WG-20190514	5/14/19, 1410	1	1	1	2				
028	UMW-308-WG-20190515	5/15/19, 1000	1	1	1	2				
029	DUP 001-WG-20190514	5/14/19,	1	1	1	2				
030	DUP 002-WG-20190515	5/15/19	1	1	1	2				

MATRIX	INDICATE ANALYSIS REQUESTED									
	BTEX 8260	PAH 8270 SIM	Total 8 RCRA Metals	Total Cyanide 9012A						
Groundwater	X	X	X	X						
	X	X	X	X						
	X	X	X	X						
	X	X	X	X						
	X	X	X	X						
	X	X	X	X						
	X	X	X	X						
	X	X	X	X						
	X	X	X	X						

Relinquished By	Date/Time	Received By	Date/Time
<u>[Signature]</u>	5/16/19 1415	<u>[Signature]</u>	5/16/19 1415
<u>[Signature]</u>	5/16/19 1605	<u>Mary Kemp</u>	5/16/19 1605

CHAIN OF CUSTODY

TEKLAB, INC. 5445 Horseshoe Lake Road - Collinsville, IL 62234 - Phone: (618) 344-1004 - Fax: (618) 344-1005

Client: ERM
Address: 2 CityPlace Drive, Suite 70
City / State / Zip: St. Louis, MO 63141
Contact: Greg Moore **Phone:** (314) 682-3980
E-Mail: greg.moore@erm.com **Fax:** _____

Samples on: ICE BLUE ICE NO ICE _____ °C
Preserved in: LAB FIELD **FOR LAB USE ONLY**
Lab Notes: _____

Are these samples known to be involved in litigation? If yes, a surcharge will apply Yes No
 Are these samples known to be hazardous? Yes No
 Are there any required reporting limits to be met on the requested analysis?. If yes, please provide limits in the comment section. Yes No

Client Comments TACO class 1 RO standards for reporting limits

Project Name/Number Champaign GW **Sample Collector's Name** Moore / Abegg

Results Requested Standard 1-2 Day (100% Surcharge)
 Other 3 Day (50% Surcharge)
Billing Instructions _____ **# and Type of Containers**

Lab Use Only	Sample Identification	Date/Time Sampled	UNP	HNO3	NaOH	HCl				
POS118-031	DUP 003-WG-20190515	5/15/19	1	1	1	2				
032	EB-01-WQ-20190515	5/15/19, 1020	1	1	1	2				
033	TB-01-WQ-201905									
026	MS/MOSE UMW-306-WG-20190514	5/14/19, 1550	2	1	1	4				
025	MS/MOSE UMW-305-WG-20190514	5/14/19, 1710	2	1	1	4				
	EXTRA SET 1		1	1	1	2				
	EXTRA SET 2		1	1	1	2				

MATRIX	INDICATE ANALYSIS REQUESTED									
	BTEX 8260	PAH 8270 SIM	Total 8 RCRA Metals	Total Cyanide 9012A						
Groundwater										
X	X	X	X							
X	X	X	X							
X	X									
X	X	X	X							
X	X	X	X							
X	X	X	X							

Relinquished By [Signature] **Date/Time** 5/16/19 1415
[Signature] **Date/Time** 5/16/19 1605

Received By [Signature] **Date/Time** 5/16/19
Mary Kemp **Date/Time** 5/16/19 1605



Memo

To	Lacy Smith
From	Rachel James
Date	29 July 2019
Reference	0500957
Subject	Data Review of Ameren Champaign Groundwater Samples Second Quarter 2019: Teklab, Inc. Data Package 19051182.

The data quality was assessed and any necessary qualifiers were applied following the *USEPA National Functional Guidelines for Organic Superfund Methods Data Review*, January 2017 and *USEPA National Functional Guidelines for Inorganic Superfund Methods Data Review*, January 2017.

ERM reviewed data for compliance with the following quality assurance/quality control (QA/QC) and method-prescribed criteria for Stage 2B review:

- **Holding Time and Sample Preservation:** The period of time between collection of the sample and preparation/analysis of the sample is evaluated. Analyses performed for this project have method-prescribed holding times as well as temperature and chemical preservation requirements.
- **Blank Samples:** The preparation and analysis of reagent (contaminant-free) water is evaluated. Blank samples for this investigation included method, trip, and equipment rinsates. Detections in a blank sample may indicate laboratory, transportation, or field contamination. All samples are evaluated for common laboratory contaminants during the blank evaluation.
- **Spike Samples:** The preparation and analysis of an environmental sample or a sample of reagent water spiked with a subset of target compounds at known concentrations is evaluated. The results of the spike analysis measure laboratory accuracy in the reagent sample, and results from the environmental sample spike measure potential interferences from the matrix.
- **Surrogate Spikes:** The addition of compounds similar to target compounds of interest that are added to sample aliquots for organic analysis is evaluated. Surrogate spikes measure possible interferences from the sample matrix for the analysis of target compounds.
- **Duplicate Samples:** The preparation and analysis of an additional aliquot of the sample is evaluated. The results from duplicate analysis measure potential heterogeneity of contaminants in the sample.

Stage 4 data review for 20 percent of the samples (6 samples: UMW-107R-WG-20190514, UMW-124-WG-20190515, UMW-125-WG-20190515, UMW-127-WG-20190514, UMW-302-WG-20190515, and UMW-305-WG-20190514) was performed. The Stage 4 review included all of the QA/QC project and/or method-prescribed criteria for Stage 2B review plus:

- **Calibration:** The analysis of target analytes at a range of concentrations to develop a graphical plot of instrument response against the different analyte concentrations. An initial calibration curve establishes the graphical plot, and the continuing calibration verification monitors daily instrument linearity against the initial calibration.
- **Internal standards:** The addition of compounds similar to target compounds of interest that are added to sample aliquots for organic analysis. The internal standards are used to quantitatively and qualitatively evaluate retention time and response for each sample.
- **Recalculation:** Ten percent of the initial calibration, continuing calibration, internal response, surrogate percent recoveries (%R), laboratory control sample (LCS) %R, matrix spike/matrix spike duplicate (MS/MSD) %R, and all of the detected sample concentrations were recalculated.

The laboratory described that the chain of custody did not list a collection date and time for the trip blank sample. The laboratory logged the sample in with the date and time the sample was received.

HOLDING TIME AND PRESERVATION EVALUATION

The sample shipments were received at the laboratory properly preserved and within the method-prescribed temperature preservation requirements of less than 6°C.

The samples were prepared and analyzed within the method-prescribed time period from the date of collection with one exception. Sample UMW-305-WG-20190514 was extracted for polynuclear aromatic hydrocarbon (PAH) analysis one day past the seven day holding time. The results were qualified as estimates (J/UJ) based upon the extraction holding time exceedance. The qualified results are presented in Table 1.

BLANK EVALUATION

The method and trip blank sample results were nondetected for each of the target analytes. The blank results indicate that no contaminants were introduced to the samples during processing or analysis in the laboratory or during shipment, handling, and storage.

The equipment blank sample results were nondetected for each of the target analyte with one exception. Naphthalene was detected in equipment blank sample EB-01-WQ-20190515 at a concentration above the reporting limit. Associated detected sample results that were less than the blank concentration were qualified as non-detect (U) at the sample concentration. Associated detected sample results that were greater than the blank concentration were qualified as estimates with a high bias (J+). The equipment blank detections and associated sample qualifications are listed in Table 2.

CALIBRATION EVALUATION

Two types of calibration data were reviewed. These were initial calibration (ICAL) and continuing calibration verification (CCV/ICV). For linear ICALs, the correlation coefficient (r^2) was within control limits and for average response factor ICALs, the relative standard deviations (RSDs) were within the control limits. The laboratory also calculated the relative response factors (RRFs) for the analytes in the ICAL. The reported percent relative standard deviations and RRFs were compared to the method-prescribed acceptance criteria and validation criteria during the data validation. The laboratory calculated the percent difference (%D) between CCV/ICV and the ICAL. The laboratory

calculated the CCV/ICV RRFs. The %Ds and RRFs were then compared to the method-prescribed acceptance criteria and validation criteria during the data validation.

The ICAL and CCV/ICV results were within acceptable limits for the samples, with several exceptions. The %D for three CCVs was above acceptance criteria for semivolatile organic compound (SVOC) analyte indeno(1,2,3-cd)pyrene. No results were qualified due to the %D high exceedances for indeno(1,2,3-cd)pyrene as the bias was high and the associated results were non-detected. Additionally, the %D for one CCV was below acceptance criteria for indeno(1,2,3-cd)pyrene. One project sample, UMW-305-WG-20190514, was associated with this CCV and the non-detected indeno(1,2,3-cd)pyrene result was qualified as an estimate (UJ). The CCVs recovered outside of acceptable limits and associated sample results are presented in Table 3.

BLANK SPIKE EVALUATION

The laboratory control sample (LCS) and laboratory control sample duplicate (LCSD) recoveries and RPDs were within the laboratory's limits of acceptance. The LCS recoveries and RPDs indicate acceptable laboratory accuracy and precision.

MATRIX SPIKE EVALUATION

The matrix spike (MS)/matrix spike duplicate (MSD) recoveries were within the laboratory's limits of acceptance for project samples, with three exceptions. Ethylbenzene, toluene, and total xylenes were recovered below the control limits in the MS sample prepared from UMW-306-WG-20190514. The results in the parent sample were non-detected and were qualified as estimates (UJ) due to the low recoveries. The matrix spike outliers are presented in Table 4.

SURROGATE SPIKE EVALUATION

The surrogate recoveries were within acceptable limits with three exceptions. Volatile organic compound (VOC) surrogate 4-bromofluorobenzene was recovered above the control limits in sample UMW-105-WG-20190515; however, associated compounds were non-detected and qualifications were not necessary. Additionally, PAH surrogates 2-fluorobiphenyl and nitrobenzene-d5 were recovered below the control limits in sample UMW-302-WG-20190515; however the dilution factor was greater than 10 times and qualifications were not necessary. The surrogate outliers are presented in Table 5.

INTERNAL STANDARD EVALUATION

The internal standard responses were within acceptable limits with the one exception listed in Table 6. PAH internal standard naphthalene-d8 had a response outside the control limits in sample UMW-302-WG-20190515. The only target analyte associated with this internal standard is naphthalene, which was reported from a separate analytical run for this sample. The separate analytical run had a naphthalene-d8 internal standard response that was within control limits. No qualification was necessary.

FIELD DUPLICATE EVALUATION

Three samples were submitted in duplicate. ERM calculated the relative percent difference (RPD) between detected results. The USEPA has not established control criteria for field duplicate samples;

therefore, sample data are not qualified on the basis of field duplicate imprecision. It was noted that the RPD for naphthalene in sample pair UMW-302-WG-20190515/DUP 003-WG-20190515 was 200. The parent sample result (UMW-302-WG-20190515 at 2.65 mg/L) was consistent with historical data. The raw data for both samples was reviewed and no problems were found with analyte identification, dilution factors, or result calculations. The laboratory was contacted and asked to look into the possibility of a sample switch or labelling error, but the containers had already been disposed of and no photographs had been taken. Since no errors or problems were discovered with these results, they are reported as-is. The RPDs for detected results are presented in Table 7.

RECALCULATION

All result recalculations agreed with reported results.

OVERALL ASSESSMENT

All data, including qualified data, can be used for decision-making purposes; however, the limitations indicated by the applied qualifiers should be considered when using the data. The quality of the data generated during this investigation is acceptable for the preparation of technically defensible documents.

Table 1
Samples with Exceeded Holding Times
Second Quarter 2019 Groundwater Monitoring
Ameren
Champaign, Illinois

Lab Package	Sample ID	Method	Extraction Holding Time	Time Exceeded	Analysis Holding Time	Time Exceeded	ERM Qualifier
10951182	UMW-305-WG-20190514	8270C	7 days	1 day	40 days	--	J/UJ

Lab package reviewed: 19051182

Notes:

J/UJ = Detected results are estimated; nondetected results are estimated at the report limit

Table 2
Blank and Associated Suspect Sample Detections
Second Quarter 2019 Groundwater Monitoring
Ameren
Champaign, Illinois

Lab Package	Blank ID	Associated Sample	Detected Compound	Reported Concentration	Report Limit	Units	ERM Qualifier
10951182	EB-01-WQ-20190515	See below	Naphthalene	0.00163	0.000200	mg/L	--
	--	UMW-125-WG-20190515		0.000338	0.000200	mg/L	<0.000338 U
	--	UMW-126-WG-20190514		0.00195	0.000200	mg/L	J+
	--	UMW-127-WG-20190514		0.00138	0.000200	mg/L	<0.00138 U
	--	UMW-303-WG-20190515		0.00238	0.000200	mg/L	J+
	--	UMW-304R-WG-20190515		0.000472	0.000200	mg/L	<0.000472 U
	--	UMW-306-WG-20190514		0.000352	0.000200	mg/L	<0.000352 U
	--	DUP 003-WG-20190515		0.00102	0.000200	mg/L	<0.00102 U

Lab package reviewed: 19051182

Notes:

EB = Equipment blank

J+ = Detected results are estimated with a high bias

mg/L = Milligrams per liter

U = Nondetected

Table 3
Calibration Verification Recoveries Outside of Acceptable Limits
Second Quarter 2019 Groundwater Monitoring
Ameren
Champaign, Illinois

Lab Package	CCV Sample ID	Compound	Calibration Outlier	Limit	Associated Sample	Reported Concentration	Units	ERM Qualifier
19051182	5/20/19 12:19 CCV BNA190414D	Indeno(1,2,3-cd)pyrene	30.2 %D	30 %D	UMW-102-WG-20190513	ND	µg/L	--
					UMW-109-WG-20190513	ND	µg/L	--
					UMW-111A-WG-20190513	ND	µg/L	--
					UMW-119-WG-20190513	ND	µg/L	--
					UMW-120-WG20190513	ND	µg/L	--
					UMW-300-WG-20190513	ND	µg/L	--
	5/23/19 8:33 CCV BNA190522I	Indeno(1,2,3-cd)pyrene	36.9 %D	30 %D	UMW-301R-WG-20190515	ND	µg/L	--
					UMW-302-WG-20190515	ND	µg/L	--
					UMW-303-WG-20190515	ND	µg/L	--
					UMW-304R-WG-20190515	ND	µg/L	--
					UMW-306-WG-20190514	ND	µg/L	--
					UMW-308-WG-20190515	ND	µg/L	--
					DUP 002-WG-20190515	ND	µg/L	--
					DUP 003-WG-20190515	ND	µg/L	--
	EB-01-WQ-20190515	ND	µg/L	--				
	5/24/19 9:13 CCV BNA190522I	Indeno(1,2,3-cd)pyrene	-48.1 %D	30 %D	UMW-305-WG-20190514	ND	µg/L	UJ
5/28/19 12:03 CCV BNA190522I	Indeno(1,2,3-cd)pyrene	32.5 %D	30 %D	None	--	--	--	

Lab package reviewed: 19051182

Notes:

CCV = Continuing calibration verification

ND = Not detected

µg/L = Micrograms per liter

UJ = Nondetected, estimated report limit

Table 4
Spike Recoveries Outside of Acceptable Limits
Second Quarter 2019 Groundwater Monitoring
Ameren
Champaign, Illinois

Lab Package	Spike Sample ID	Associated Sample	Compound	Recovery (%)	Limit (%)	RPD	RPD Limit	Result	Units	ERM Qualifier
MS										
19051182	UMW-306-WG-20190514 MS/MSD	UMW-306-WG-20190514	Ethylbenzene	71.8	74.4-130	--	--	ND	µg/L	UJ
			Toluene	66.1	69.5-118	--	--	ND	µg/L	UJ
			Xylenes, Total	68.5	71.1-125	--	--	ND	µg/L	UJ

Lab package reviewed: 19051182

Notes:

MS - Matrix spike

ND = Not detected

RPD = Relative percent difference

UJ = Nondetected, estimated report limit

µg/L = Micrograms per liter

Table 5
Surrogate Recovery Results out of Acceptable Limits
Second Quarter 2019 Groundwater Monitoring
Ameren
Champaign, Illinois

Lab Package	Sample ID	Method	Surrogate	Recovery (%)	Limit (%)	Affected Compound	Dilution Factor	ERM Qualifier
10951182	UMW-105-WG-20190515	8260B	4-Bromofluorobenzene	118.7	83.9-115	--	1	--
	UMW-302-WG-20190515	8270C	2-Fluorobiphenyl	0	21.4-142	--	1000	--
			Nitrobenzene-d5	0	15-163			

Lab package reviewed: 19051182

Table 6
Internal Standard Recoveries Outside of Acceptable Limits
Second Quarter 2019 Groundwater Monitoring
Ameren
Champaign, Illinois

Lab Package	Sample ID	Method	Internal Standard	Internal Standard Response	Limit	Affected Compound	ERM Qualifier
19051182	UMW-302-WG-20190515	8270C	Naphthalene-d8	327202	376024-619071	Naphthalene	--

Lab package reviewed: 19051182

Table 7
Field Duplicate Results and Calculated Relative Percent Differences
Second Quarter 2019 Groundwater Monitoring
Ameren
Champaign, Illinois

Lab Package	Primary/Duplicate Sample ID	Compound	Concentration		Report Limit		Units	RPD
			Sample	Duplicate	Sample	Duplicate		
10951182	UMW-107R-WG-20190514/ DUP 001-WG-20190514	Cyanide	0.406	0.370	0.050	0.050	mg/L	9.3
		Barium	0.145	0.142	0.0025	0.0025	mg/L	2.1
		Benzene	3.1	3.3	0.5	0.5	µg/L	6.2
	UMW-124-WG-20190515/ DUP 002-WG-20190515	Cyanide	0.006	0.007	0.005	0.005	mg/L	15
		Barium	0.0251	0.0251	0.0025	0.0025	mg/L	0.0
		Acenaphthene	0.000667	0.000642	0.000100	0.000172	mg/L	3.8
		Acenaphthylene	0.000405	0.000386	0.000100	0.000172	mg/L	4.8
		Fluorene	0.000202	0.000253	0.000100	0.000172	mg/L	22
		Naphthalene	0.0709	0.0666	0.0200	0.00862	mg/L	6.3
		Benzene	158	166	0.5	0.5	µg/L	4.9
		Ethylbenzene	16.1	17.7	2.0	2.0	µg/L	9.5
		Toluene	103	103	2.0	2.0	µg/L	0.0
		Xylenes, Total	45.0	48.0	4.0	4.0	µg/L	6.5
	UMW-302-WG-20190515/ DUP 003-WG-20190515	Cyanide	0.125	0.130	0.025	0.025	mg/L	3.9
		Barium	0.0576	0.0597	0.0025	0.0025	mg/L	3.6
		Acenaphthene	0.000449	ND	0.000100	0.000100	mg/L	NC
		Acenaphthylene	0.000548	ND	0.000100	0.000100	mg/L	NC
		Naphthalene	2.65	0.00102	0.200	0.000200	mg/L	200
		Benzene	255	288	10.0	5.0	µg/L	12
		Ethylbenzene	638	751	40.0	20.0	µg/L	16
		Toluene	ND	9.4	40.0	2.0	µg/L	NC
Xylenes, Total	167	228	80.0	4.0	µg/L	31		

Lab package reviewed: 19051182

Notes:

mg/L = Milligrams per liter

ND = Not detected

NC = Not calculated, one result not detected

RPD = Relative percent difference

Table 7
Field Duplicate Results and Calculated Relative Percent Differences
Second Quarter 2019 Groundwater Monitoring
Ameren
Champaign, Illinois

Lab Package	Primary/Duplicate Sample ID	Compound	Concentration		Report Limit		Units	RPD
			Sample	Duplicate	Sample	Duplicate		

µg/L = Micrograms per liter