

March 18, 2022



Ms. Robin Ambrose
Illinois Environmental Protection Agency
Division of Remediation Management
1021 North Grand Avenue East
P.O. Box 19276
Springfield, Illinois 62794-9276

Subject: Groundwater Monitoring Summary
First Quarter 2022 Sampling Event
Champaign Former Manufactured Gas Plant Site, Champaign, Illinois

Dear Ms. Ambrose:

On behalf of Ameren Illinois, Environmental Resources Management, Inc. (ERM) has completed the first quarter 2022 groundwater sampling event at the Champaign Former Manufactured Gas Plant (Site), located at 308 North Fifth Street in Champaign, Illinois. This report summarizes the field data and analytical results for the quarterly groundwater monitoring event conducted from January 31, 2022 to February 2, 2022.

INTRODUCTION

Groundwater sampling activities for the first quarter 2022 monitoring event were conducted from January 31, 2022 through February 2, 2022. During the sampling event, groundwater samples were collected from 24 monitoring wells, which included seven on-site monitoring wells and 17 off-site monitoring wells. Due to the active remedial action along the Fifth Street Right-of-Way (ROW) to the adjacent west of the Site, shallow monitoring wells UMW-107R, UMW-108, and UMW-117, and intermediate monitoring well UMW-303 were abandoned following the fourth quarter monitoring event on November 4, 2021. Water well sealing forms for these abandoned monitoring wells were submitted to the Illinois Department of Public Health (IDPH) and the Champaign-Urbana Public Health District on November 15, 2021.

The depth to groundwater was initially measured at each monitoring well location on January 31, 2022, prior to initiation of sampling activities. Prior to sampling, groundwater was purged from the monitoring wells using the dedicated bladder pumps until water quality instrumentation indicated that measured parameters had stabilized. Upon stabilization, groundwater samples were collected in containers provided by the laboratory, and placed in ice-filled coolers pending delivery to the laboratory. Monitoring wells were gauged, purged and sampled from least to most impacted. The field parameters collected during sampling activities are summarized in Table 1.

Groundwater samples were analyzed for the following Manufactured Gas Plant (MGP)-related compounds: the volatile organic compounds (VOCs) benzene, toluene, ethylbenzene, and total xylenes (BTEX); polynuclear aromatic hydrocarbons (PAHs); total cyanide; and total Resource Conservation and Recovery Act (RCRA) metals. Laboratory analytical services were provided by Teklab, Inc. (Teklab) of Collinsville, Illinois.

Groundwater level measurement data for the first quarter 2022 monitoring event included the depth to water (DTW) below each monitoring well's top of casing (TOC) and calculated groundwater elevation, which are provided in Table 2. Groundwater elevation contour maps for the shallow monitoring zone (100 series wells) and the intermediate depth unit (300 series wells) are provided on Figures 1 and 2, respectively.

The analytical results for groundwater samples collected during the event are summarized in Table 3. The concentrations reported in samples that exceed an applicable Illinois Environmental Protection Agency (IEPA) groundwater remediation objective (RO) are highlighted. The monitoring well locations where sample results exceeded a RO are also shown on Figure 3. The laboratory analytical reports prepared by Teklab are provided in Attachment 1.

Quality assurance samples collected during the event included duplicates, matrix spike and matrix spike duplicates (MS/MSD), an equipment blank, and a trip blank. Blind duplicates were collected from shallow monitoring well locations UMW-124 and UMW-126, and from intermediate monitoring well location UMW-302. The three duplicate samples were identified on the chain of custody and laboratory analytical report as DUP 001 through DUP 003. Duplicate sample results are shown on Table 3 adjacent to their respective primary sample. A summary of the results of data validation is also included with the laboratory analytical reports in Attachment 1.

Purge water that was collected from the monitoring wells during the first quarter 2022 sampling event was containerized in two 55-gallon poly drums. Approximately 100 gallons of purge water were generated during the February 2022 groundwater monitoring event. The purge water was removed from the Site for disposal by Clean Harbors Environmental Services, Inc. on February 10, 2022, following completion of sampling activities.

GROUNDWATER MONITORING RESULTS

Groundwater Levels

The measured DTW and the calculated water level elevations at the Site for the first quarter 2022 monitoring event are shown in Table 2. The DTW in the shallow monitoring wells ranged from 3.08 to 8.95 feet below land surface (BLS). The shallowest occurrence of groundwater occurred at the on-site monitoring well locations, with depths ranging from 3.08 to 5.04 feet BLS.

As shown on Figure 1, the shallow groundwater at the Site flows in a radial pattern from the Site. This groundwater flow pattern is consistent with historical groundwater level surveys conducted at the Site. The groundwater gradients for the shallow groundwater zone during February 2021 were calculated to be 0.018 (UMW-124 to UMW-105), 0.012 (UMW-124 to UMW-116), and 0.014 (UMW-125 to UMW-109) foot per foot (ft/ft). This range of values reflects the general gradients to the south, west and north from the Site, respectively.

The depths to groundwater in the eight monitoring wells that monitor the intermediate groundwater unit, ranged from 27.03 to 29.76 feet BLS. As shown on Figure 2, the intermediate groundwater flow direction is generally towards the south and southeast, with a groundwater gradient of approximately 0.001 ft/ft across the Site (UMW-300 to UMW-308).

Analytical Results

Figure 3 summarizes the monitoring well locations where constituents reported in samples exceeded at least one Class I (intermediate groundwater) or Class II (shallow groundwater) ingestion RO, or groundwater (vapor) inhalation RO for indoor air at residential sites (inhalation RO). The shallow groundwater unit underlying and in the vicinity of the Site is classified as Class II groundwater, and the lower intermediate unit is classified as Class I groundwater. Two of the 24 monitoring wells sampled in the first quarter 2022 monitoring event had at least one MGP-related constituent exceeding a respective Class I or II ingestion or inhalation RO.

The concentrations of total RCRA metals and total cyanide detected in the groundwater samples collected were all below their respective groundwater RO.

A benzene concentration of 0.0974 mg/L was reported in the shallow on-site monitoring well UMW-124, which exceeds the Class II groundwater RO of 0.025 mg/L. Concentrations of other organic constituents detected in the other fifteen shallow monitoring wells located on-site and off-site were below their respective Class II ROs.

Benzene, ethylbenzene, and naphthalene were reported in samples collected from the intermediate monitoring well UMW-302, at concentrations of 0.362, 0.760, and 2.18 mg/L, respectively, exceeding the Class I groundwater ingestion ROs of 0.005, 0.7, and 0.14 mg/L, respectively. The benzene, ethylbenzene, and naphthalene constituent concentrations also exceeded the groundwater inhalation ROs for indoor air at residential sites. This intermediate well is screened from 35 to 45 feet BLS, and is separated by over 20 vertical feet of silty clay from the overlying shallow groundwater monitored in the co-located shallow well UMW-121. Of the eight intermediate monitoring wells screened in the lower groundwater unit, UMW-302 is the only intermediate monitoring well location with a constituent concentration exceeding a Class I groundwater ingestion or inhalation RO.

The analytical results from sampling events completed during the two-year period between March 2020 and February 2022 are summarized in Table 4. Figures 4A through 4C graphically display the concentration of selected constituents exceeding their respective Class I or Class II ROs at monitoring well locations UMW-124, UMW-126 and UMW-302, respectively, over the course of their entire monitoring periods.

Table 4 and Figures 4A through 4C illustrate that the concentrations reported in samples remain generally consistent or show some decline over time, exhibiting normal variability that is induced by seasonal fluctuations of precipitation or temperature at the time of the sampling event.

Data Validation

ERM reviewed analytical data from the first quarter 2022 monitoring event for compliance with quality assurance/quality control (QA/QC) requirements and method-prescribed criteria for review of holding time and sample preservation, blank samples, spike samples, surrogate spikes, and duplicate samples.

Additional data review of calibration, internal standards, and recalculation was completed for 20 percent of the samples (6 samples: UMW-124-WG-20220202, UMW-301R-WG-20220201, UMW-302-WG-20220202, UMW-304R-WG-20220201, DUP-001-WG-20220202, and DUP-003-WG-20220202). A summary of the results of data validation is included with the laboratory analytical reports in Attachment 1.

The results of the data validation indicated that data from the first quarter 2022 monitoring event did not require modification, other than the addition of qualifiers.

The data validation memorandum also discussed laboratory control sample and laboratory control sample duplicates outside of recovery and relative percent difference (RPD) limits, preservations in the cyanide samples at time of receipt, re-analysis of naphthalene past holding time, high matrix spike recoveries, surrogate recoveries, and internal standard recoveries. However, the validation process determined that these issues had no effect on data quality and no validation qualifiers were necessary. There were no numerical changes to the data as a result of the data validation.

All of the data, including qualified data, can be used for decision-making purposes. However, the limitations indicated by the following applied qualifiers should be considered when using the data. An 'R' qualifier indicates that the result is rejected.

CONCLUSIONS – 1st Quarter Results

Based on the data collected during the first quarter 2022 monitoring event, on-site monitoring well UMW-124 was the only shallow monitoring well where a constituent concentration was detected that exceeded a Class II groundwater ingestion RO. Benzene was the only constituent reported in the sample from UMW-124 that exceeded a groundwater RO. No other Class II groundwater ROs for organic (BTEX and PAHs) or inorganic (total cyanide or total RCRA metals) constituents were exceeded in samples collected from the other monitoring wells screened in the shallow groundwater unit.

The intermediate groundwater unit had detections in one monitoring well location exceeding groundwater ROs: monitoring well UMW-302, located south of the Site. Benzene, ethylbenzene, and naphthalene were detected in UMW-302 at concentrations exceeding the Class I groundwater ingestion ROs and the groundwater inhalation ROs for indoor air.

The next quarterly groundwater sampling event is scheduled to be completed in May 2022. Should you have any questions about the material presented in this summary letter, please contact us at your convenience.

Sincerely,



Jarred Schmidt
Senior Consultant, Project Management



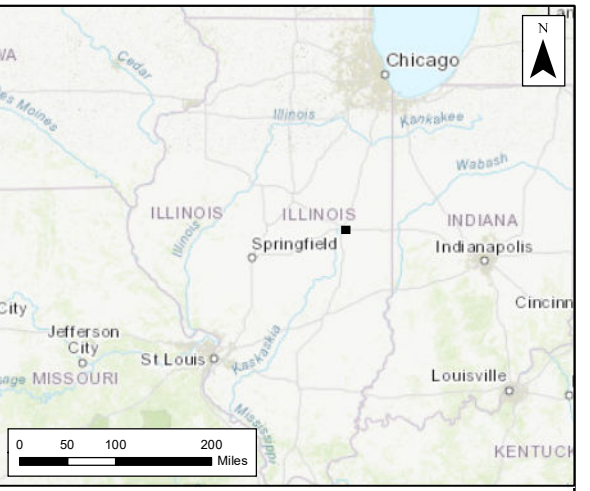
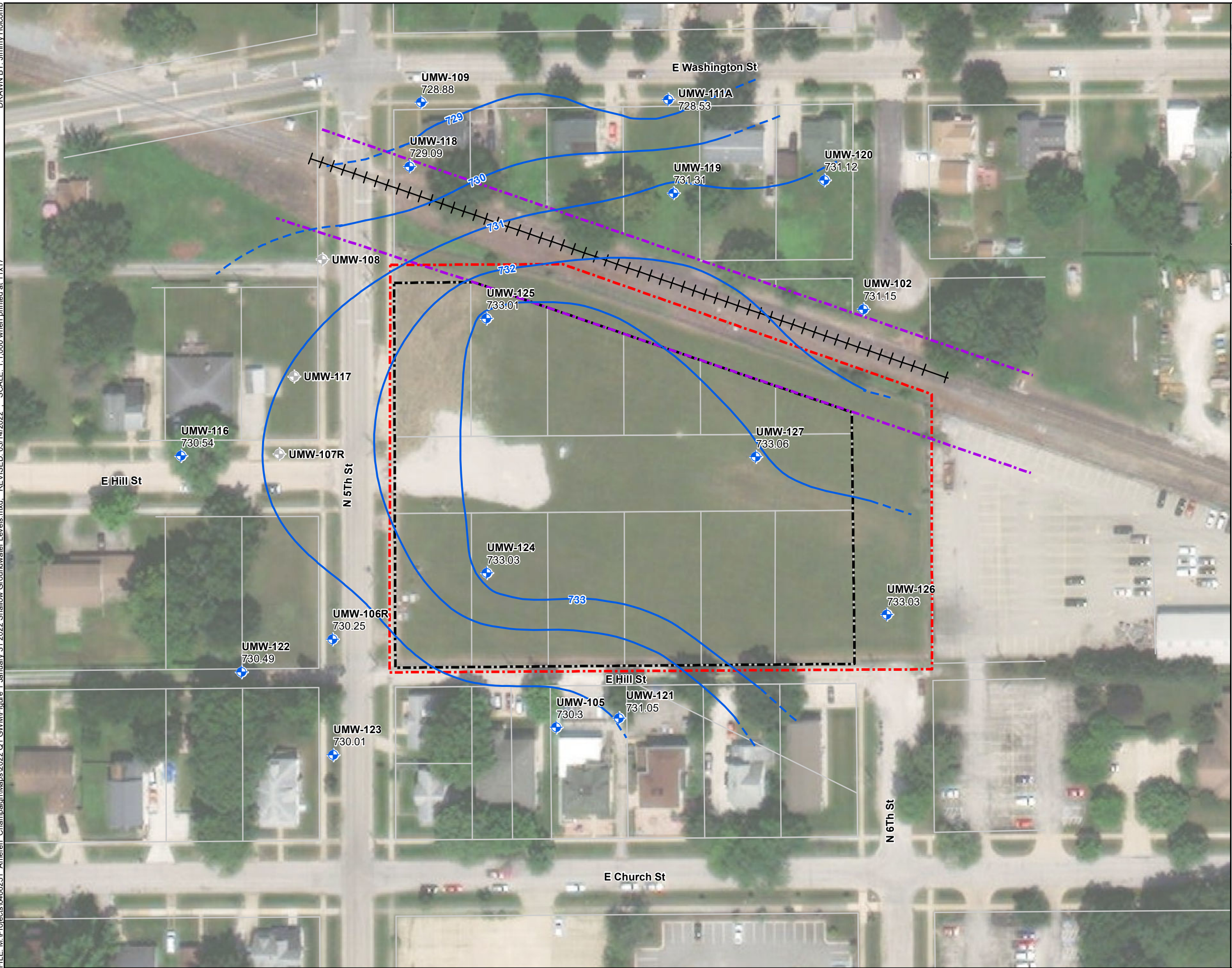
Alan Cork, P.E.
Principal Consultant, Engineer

Figures Figure 1 Shallow Groundwater Elevation Contours
 Figure 2 Intermediate Groundwater Elevation Contours
 Figure 3 Class I and II Groundwater RO Exceedances
 Figures 4A-C Graphs of Concentration versus Time for Selected Monitoring Well

Tables Table 1 Summary of Field Parameters
 Table 2 Groundwater Elevation Data
 Table 3 Summary of Analytical Results
 Table 4 Analytical Result by Parameter

Attachment Attachment 1 Laboratory Analytical Report and Data Validation Summary

Figures



- Legend**
- Shallow Monitoring Well with Jan 31 2022 Groundwater Elevation
 - Abandoned Monitoring Well Nov 4 2021
 - Jan 31 2022 Potentiometric Surface Contour (Dashed Where Inferred)
 - Railroad
 - Ameren Property Boundary
 - 2009 Remediation Site Boundary
 - Norfolk Southern Railroad Property Boundary
 - Parcel Lot Line

Notes:
All water levels in feet above NAVD88 datum.

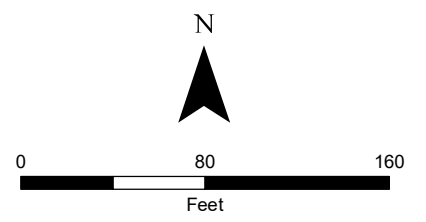
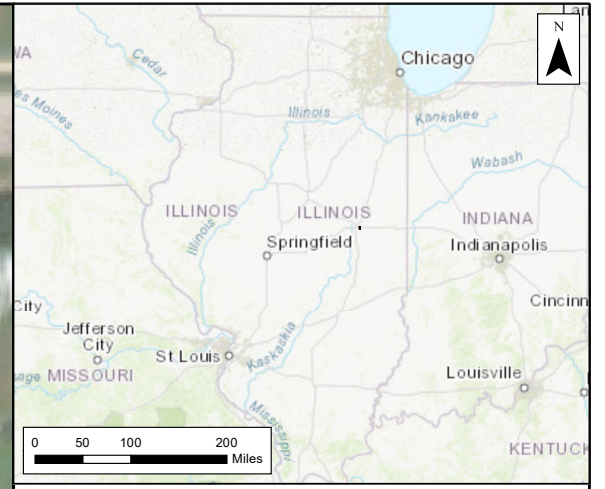
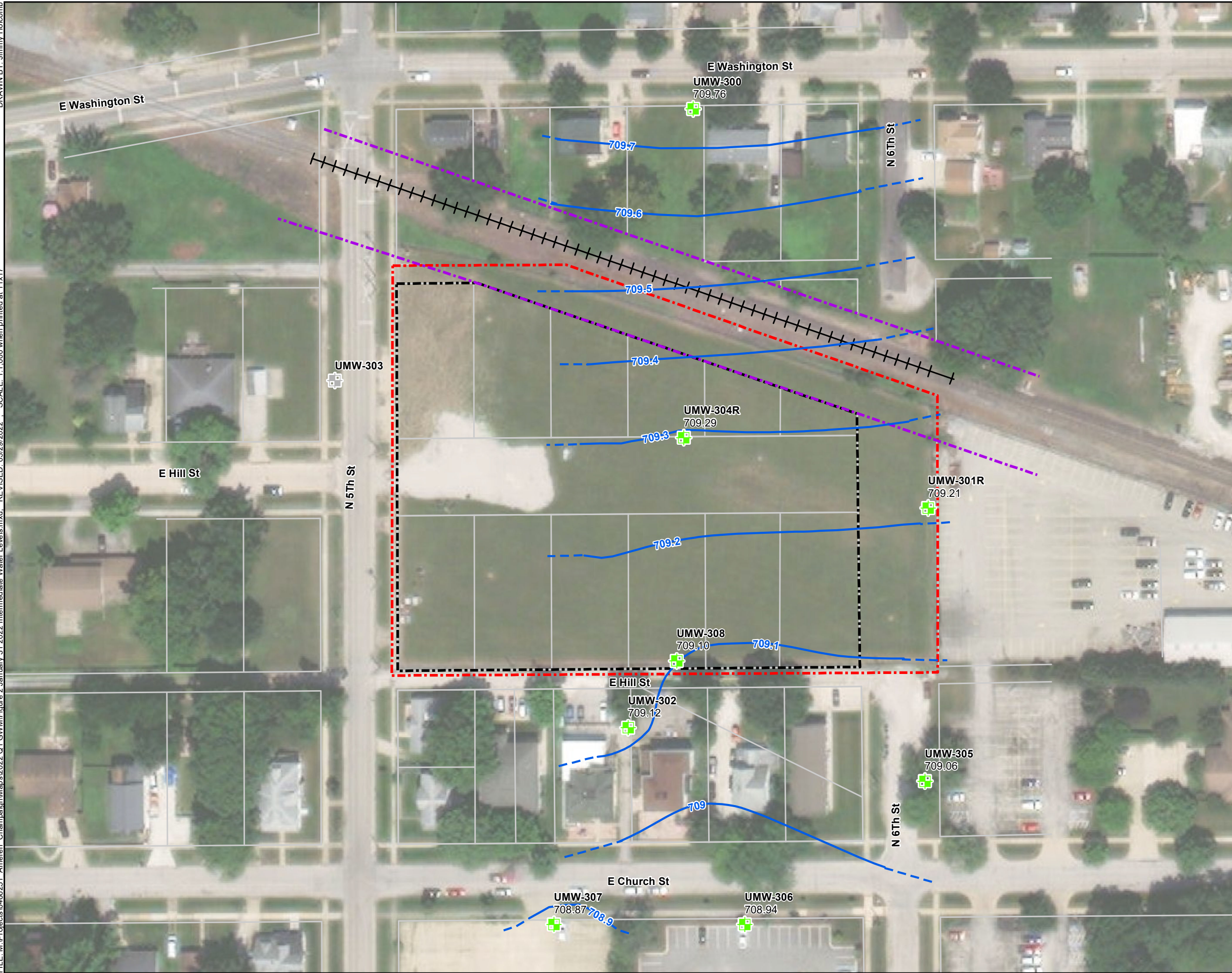


Figure 1
Shallow Groundwater Elevation Contours
Jan 31 2022
Ameren Services
Champaign, Illinois



- Legend**
- Intermediate Monitoring Well with Jan 31 2022 Groundwater Elevation
 - Abandoned Monitoring Well Nov 4 2021
 - Jan 31 2021 Potentiometric Surface Contour (Dashed Where Inferred)
 - +— Railroad
 - Ameren Property Boundary
 - 2009 Remediation Site Boundary
 - - - Norfolk Southern Railroad Property Boundary
 - Parcel Lot Line

Notes:
All water levels in feet above NAVD88 datum.

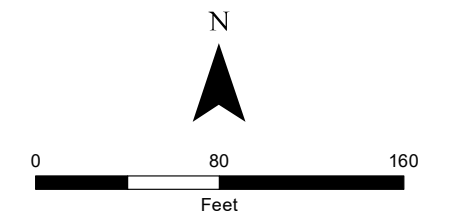
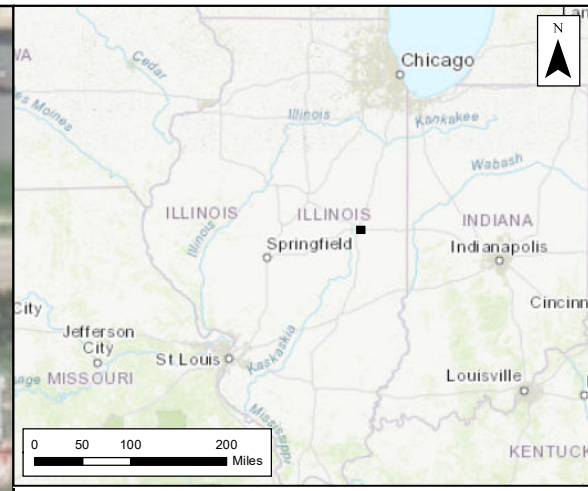
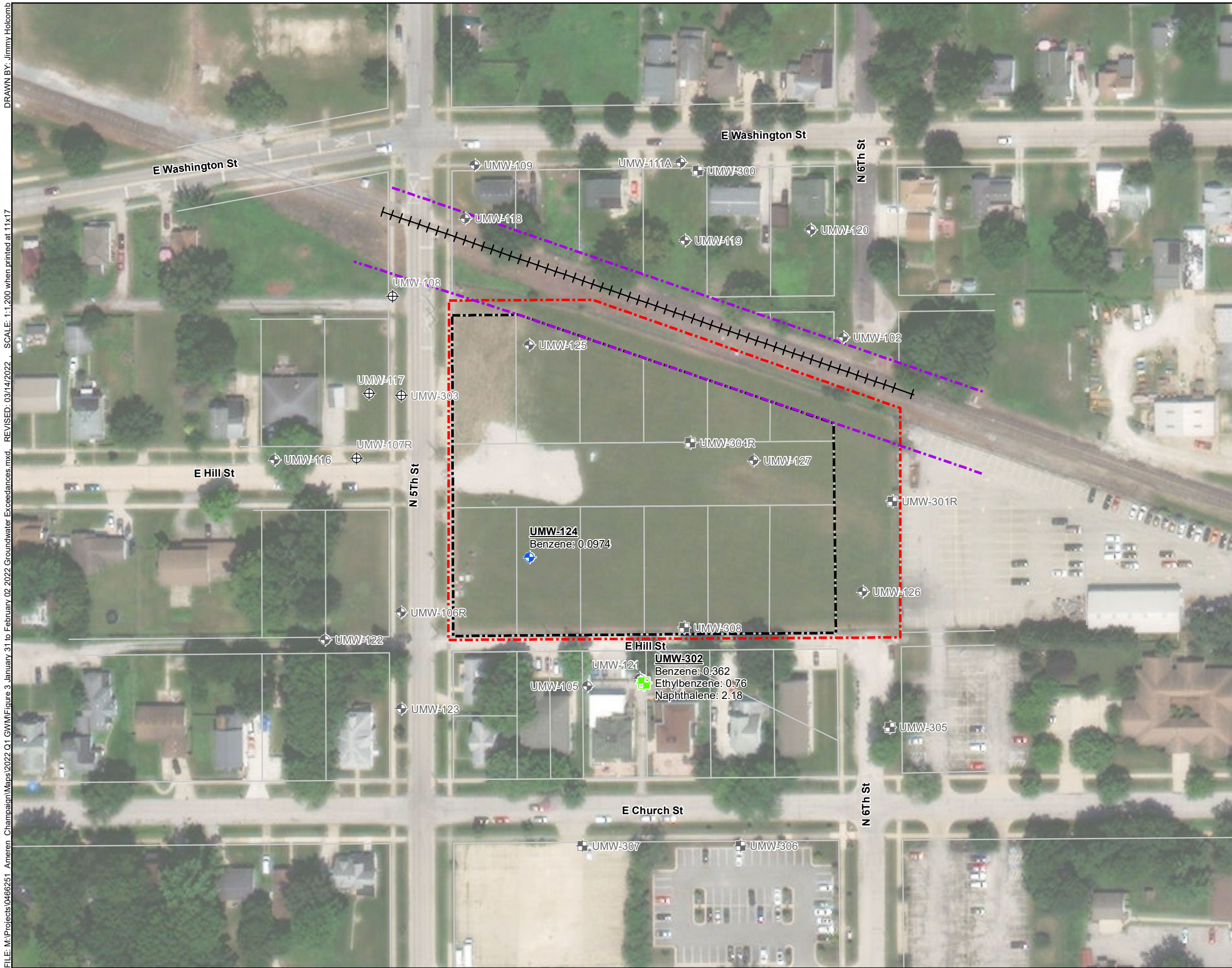


Figure 2
Intermediate Groundwater
Elevation Contours
Jan 31 2022
Ameren Services
Champaign, Illinois

FILE: M:\Projects\0466251_Ameren_Champaign\Maps\2022_Q1_GWM\Figure 3 January 31 to February 02 2022 Groundwater Exceedances.mxd . REVISED: 03/14/2022 . SCALE: 1:1,200 when printed at 11x17



Legend

- Shallow Monitoring Well with Exceedance
- Intermediate Monitoring Well with Exceedance
- Intermediate Monitoring Well with No Exceedances
- Shallow Monitoring Well with No Exceedances
- Abandoned Monitoring Well Nov 4 2021
- Railroad
- Ameren Property Boundary
- 2009 Remediation Site Boundary
- Norfolk Southern Railroad Property Boundary
- Parcel Lot Line

Notes:
 All results in milligrams per liter (mg/L).
 Only results that exceeded the Class I (Intermediate) or Class II (Shallow) Groundwater ROs are listed.

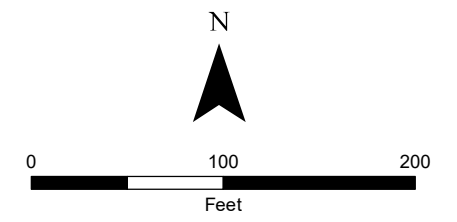


Figure 3
Groundwater Ingestion and Inhalation RO Exceedances
 Jan 31 - Feb 02 2022
 Ameren Services
 Champaign, Illinois

FIGURE 4A
Benzene and Naphthalene Concentration Trends in Wells Exceeding Groundwater ROs

UMW-124

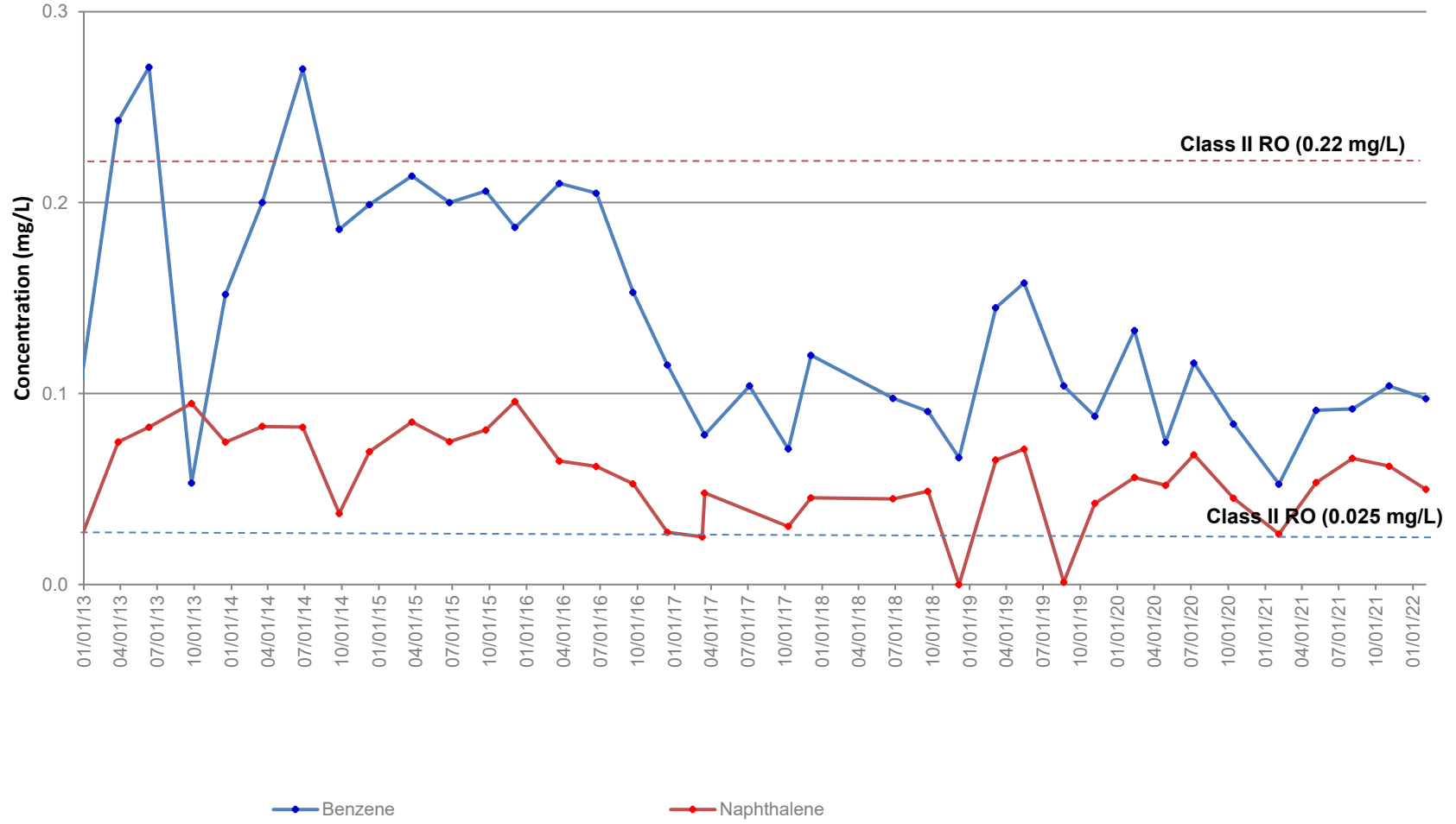


FIGURE 4B
Benzene and Naphthalene Concentration Trends in Wells Exceeding Groundwater ROs

UMW-126

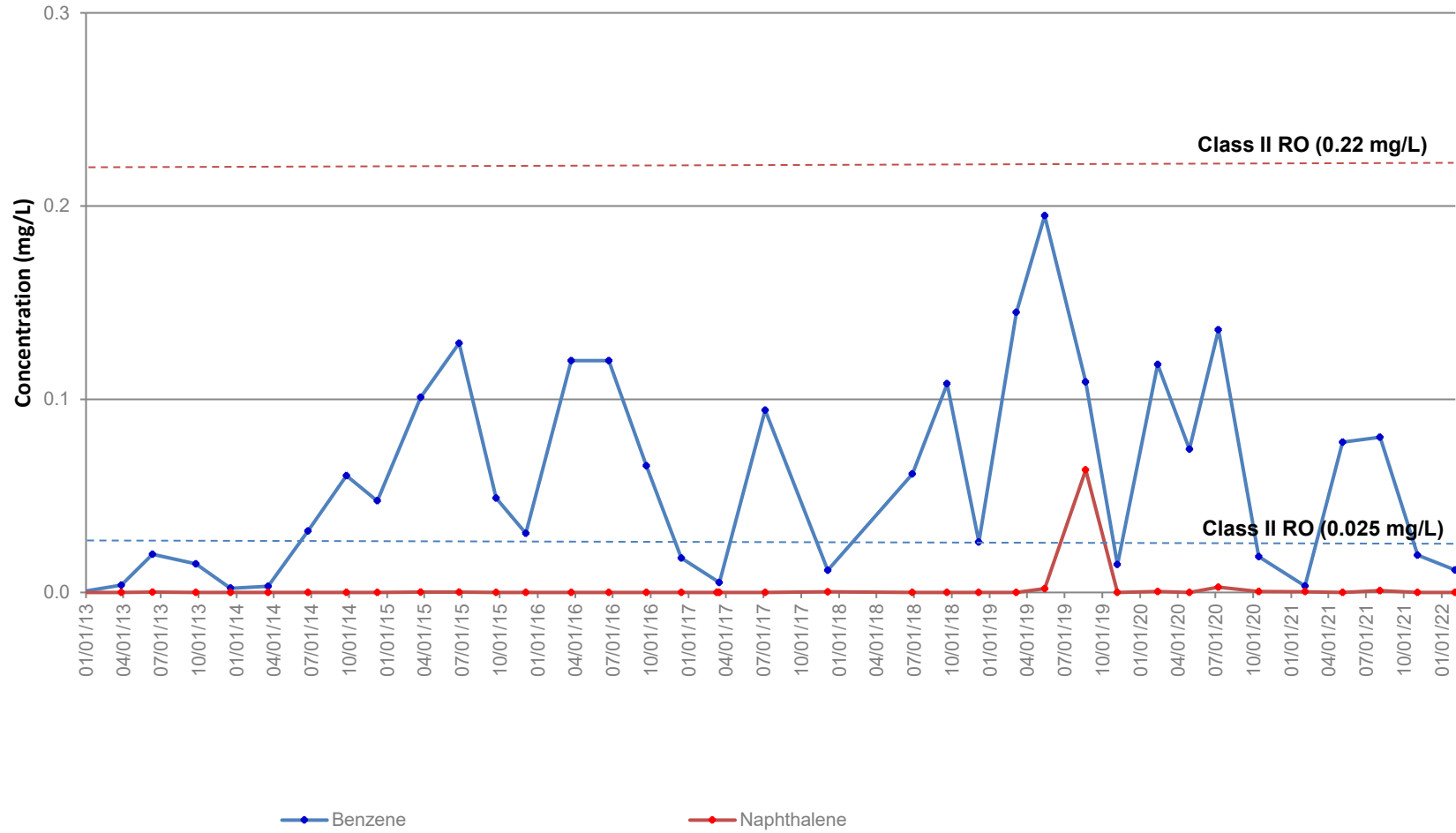
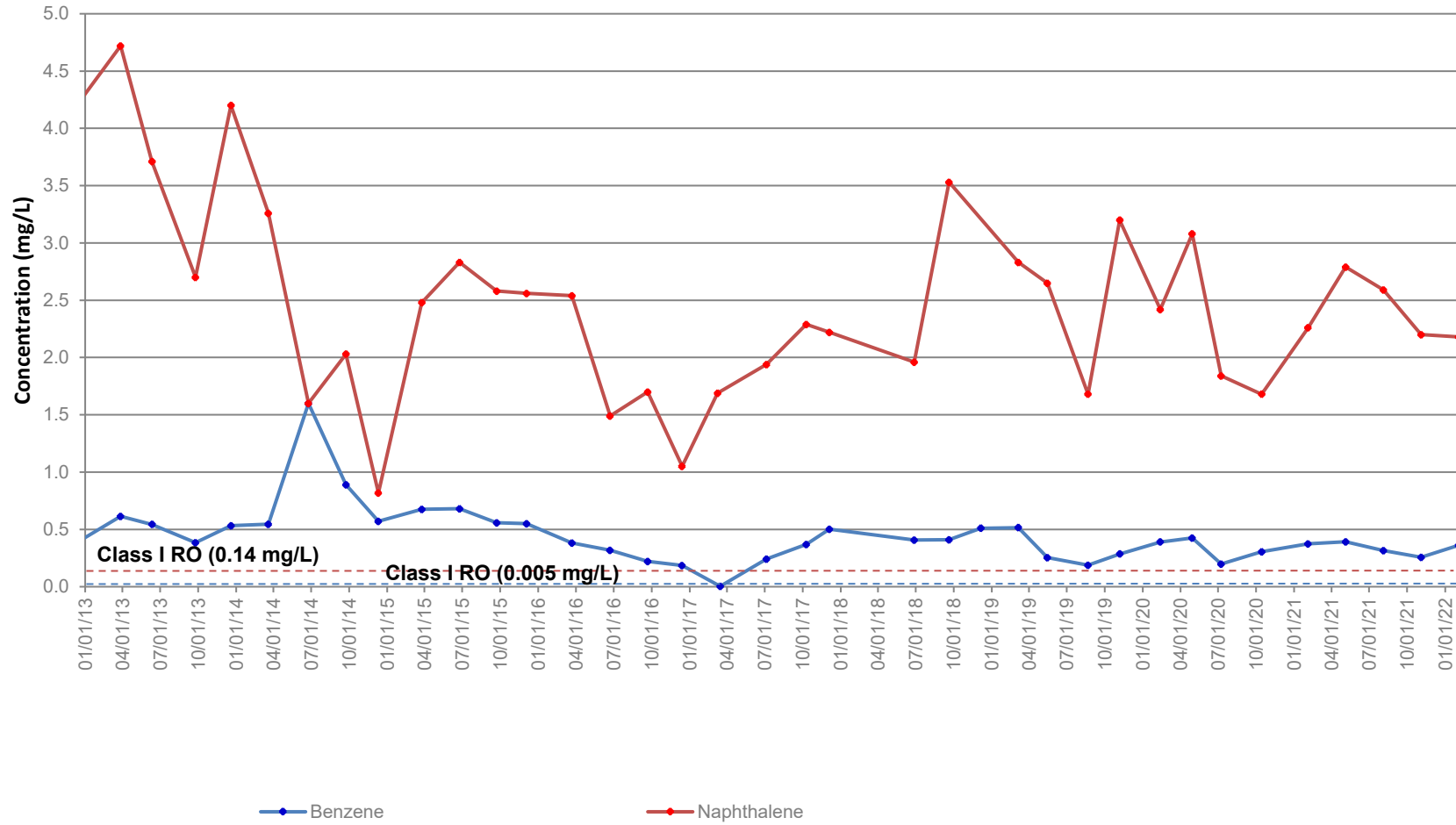


FIGURE 4C
Benzene and Naphthalene Concentration Trends in Wells Exceeding Groundwater ROs

UMW-302



Tables

TABLE 1
Summary of Field Parameters
January - February 2022
Ameren - Champaign FMGP Site
Champaign, Illinois

Location Group	Shallow Wells (Class II Groundwater Ingestion)									
Location ID	UMW-102	UMW-105	UMW-106R	UMW-109	UMW-111A	UMW-116	UMW-118	UMW-119	UMW-120	UMW-121
Sample Date	01/31/2022	02/01/2022	02/01/2022	02/01/2022	01/31/2022	02/01/2022	02/01/2022	01/31/2022	01/31/2022	02/01/2022
Sample Type	N	N	N	N	N	N	N	N	N	N
Parameter/Analyte										
Field Parameters										
pH	6.64	7.53	6.92	7.66	7.23	7.6	7.33	7.07	7.23	6.78
Temperature (C)	13.7	12.9	10.2	10.2	13.1	12.8	12.3	11.5	11.6	12.1
ORP (mV)	259.3	42.2	350	51.9	302.8	61.4	45.8	256.4	268.2	261.7
Dissolved Oxygen (mg/L)	1.63	1.71	2.25	4.96	3.6	2.66	0.57	1.32	2.5	1.27
Turbidity (NTU)	0.71	2.28	9.84	15.1	2.29	11.1	32.2	64.8	57.3	5.82

Notes:

- N = Normal Environmental Sample
- FD = Field Duplicate Sample
- NA = Not analyzed
- mg/L = milligrams per liter
- mV = millivolts
- pH units = pH units
- deg C = degrees Celsius
- NTU = nephelometric turbidity units

TABLE 1
Summary of Field Parameters
January - February 2022
Ameren - Champaign FMGP Site
Champaign, Illinois

Location Group	Shallow Wells (Class II Groundwater Ingestion)							
Location ID	UMW-122	UMW-123	UMW-124	UMW-124	UMW-125	UMW-126	UMW-126	UMW-127
Sample Date	02/01/2022	02/01/2022	02/02/2022	02/02/2022	02/01/2022	02/02/2022	02/02/2022	02/01/2022
Sample Type	N	N	N	FD	N	N	FD	N
Parameter/Analyte								
Field Parameters								
pH	7.01	7.21	11.34	NA	8.8	8.38	NA	13.02
Temperature (C)	12.3	10.9	9.4	NA	10.3	8.6	NA	9.3
ORP (mV)	350.9	339.8	-156.4	NA	252.3	39.6	NA	-138.3
Dissolved Oxygen (mg/L)	1.64	2.08	0.33	NA	0.27	3.31	NA	0.19
Turbidity (NTU)	1.59	5.28	19.4	NA	9.03	34	NA	2.85

Notes:

- N = Normal Environmental Sample
- FD = Field Duplicate Sample
- NA = Not analyzed
- mg/L = milligrams per liter
- mV = millivolts
- pH units = pH units
- deg C = degrees Celsius
- NTU = nephelometric turbidity units

TABLE 1
Summary of Field Parameters
January - February 2022
Ameren - Champaign FMGP Site
Champaign, Illinois

Location Group	Intermediate Wells (Class I Groundwater Ingestion)								
Location ID	UMW-300	UMW-301R	UMW-302	UMW-302	UMW-304R	UMW-305	UMW-306	UMW-307	UMW-308
Sample Date	01/31/2022	02/01/2022	02/02/2022	02/02/2022	02/01/2022	02/01/2022	02/01/2022	02/01/2022	02/02/2022
Sample Type	N	N	N	FD	N	N	N	N	N
Parameter/Analyte									
Field Parameters									
pH	7.55	7.89	7.93	NA	7.22	7.3	7.82	7.41	7.73
Temperature (C)	13.3	13.3	13	NA	13.8	14.4	14.1	14.3	12.8
ORP (mV)	-0.8	-78.6	-71.9	NA	143.4	36	-75.3	149.6	-71.3
Dissolved Oxygen (mg/L)	0.38	0.57	0.4	NA	0.22	0.22	0.37	0.35	0.64
Turbidity (NTU)	0.47	3.22	0.66	NA	6.92	2.26	3.82	7.12	20.1

Notes:
 N = Normal Environmental Sample
 FD = Field Duplicate Sample
 NA = Not analyzed
 mg/L = milligrams per liter
 mV = millivolts
 pH units = pH units
 deg C = degrees Celsius
 NTU = nephelometric turbidity units

TABLE 2**Groundwater Elevation Data**

January 31, 2022

Ameren - Champaign FMGP Site

Champaign, Illinois

Monitoring Well Number	Total Depth (feet)	Monitored Interval (feet BLS)	Pump Intake Depth ⁽⁺⁾ (feet BLS)	Elevation (feet NAVD88)		Measured 1/31/2022		Purge Vol (Gallons)	Flow Rate (mL/min) [°]	Sample Date
				Top of Casing (TOC)	Land Surface (LS)	WL Below TOC (feet)	Elevation (feet NAVD88)			
UMW-102	22.00	6.70-22.00	17.00	737.32	737.70	6.17	731.15	2.00	200.00	1/31/2022
UMW-105	19.70	9.50-19.70	17.00	737.33	737.70	7.03	730.30	2.00	200.00	2/1/2022
UMW-106R	17.00	7.00-17.00	15.00	737.18	737.43	6.93	730.25	3.00	200.00	2/1/2022
UMW-109	20.00	10.00-20.00	18.00	735.11	735.50	6.23	728.88	3.00	200.00	2/1/2022
UMW-111A	22.80	9.00-22.80	17.00	736.71	737.00	8.18	728.53	1.00	200.00	1/31/2022
UMW-116	20.00	10.00-20.00	18.00	736.23	736.50	5.69	730.54	2.50	200.00	2/1/2022
UMW-118	15.00	5.00-15.00	13.00	736.20	736.43	7.11	729.09	2.00	200.00	2/1/2022
UMW-119	15.00	5.00-15.00	13.00	736.80	737.09	5.49	731.31	2.50	250.00	1/31/2022
UMW-120	15.00	5.00-15.00	13.00	737.02	737.53	5.90	731.12	1.75	200.00	1/31/2022
UMW-121	15.00	5.00-15.00	13.00	738.46	738.80	7.41	731.05	2.25	250.00	2/1/2022
UMW-122	19.75	5.00-15.00	13.00	739.15	739.44	8.66	730.49	2.00	300.00	2/1/2022
UMW-123	15.89	5.89-15.89	13.90	737.24	737.53	7.23	730.01	1.50	400.00	2/1/2022
UMW-124 *	15.27	4.97-15.02	13.30	737.10	737.28	4.07	733.03	2.00	400.00	2/2/2022
UMW-125 *	15.33	5.06-15.11	13.10	737.92	738.05	4.91	733.01	1.75	400.00	2/1/2022
UMW-126 *	15.40	5.13-15.18	13.40	736.38	736.55	3.35	733.03	2.25	400.00	2/2/2022
UMW-127 *	15.38	5.11-15.16	13.40	735.93	736.14	2.87	733.06	2.00	200.00	2/1/2022
UMW-300	45.00	35.00-45.00	43.00	736.57	736.79	26.81	709.76	3.25	300.00	1/31/2022
UMW-301R *	46.65	36.50-46.05	44.00	736.11	736.20	26.90	709.21	3.25	240.00	2/1/2022
UMW-302	45.00	35.00-45.00	44.00	738.58	738.88	29.46	709.12	3.00	400.00	2/2/2022
UMW-304R *	46.16	36.01-45.56	44.00	736.48	736.72	27.19	709.29	3.75	500.00	2/1/2022
UMW-305	45.00	35.00-45.00	43.00	737.51	737.74	28.45	709.06	3.50	400.00	2/1/2022
UMW-306	47.00	37.00-47.00	45.00	736.90	737.18	27.96	708.94	3.50	400.00	2/1/2022
UMW-307	47.00	37.00-47.00	44.00	736.92	737.19	28.05	708.87	3.00	300.00	2/1/2022
UMW-308 *	45.29	35.14-44.69	42.70	737.21	737.39	28.11	709.10	3.50	500.00	2/2/2022

Notes:

- * Onsite monitoring well location
- R Replacement monitoring well
- BLS Below land surface.
- NAVD88 North American Vertical Datum of 1988
- + Depth of the inlet of the pump
- ° Flow rate at the time of sampling

TABLE 3
Summary of Analytical Results
January - February 2022
Ameren - Champaign FMGP Site
Champaign, Illinois

Location Group				Shallow Wells (Class II Groundwater Ingestion)											
Location ID				UMW-102	UMW-105	UMW-106R	UMW-109	UMW-111A	UMW-116	UMW-118	UMW-119	UMW-120	UMW-121	UMW-122	
Sample Date				01/31/2022	02/01/2022	02/01/2022	02/01/2022	01/31/2022	02/01/2022	02/01/2022	01/31/2022	01/31/2022	02/01/2022	02/01/2022	
Sample Type				N	N	N	N	N	N	N	N	N	N	N	
Parameter/Analyte	CLASS I GROUNDWATER INGESTION	CLASS II GROUNDWATER INGESTION	GW INHALATION DIFFUSION & ADVECTION RES												
BTEX, mg/L															
Benzene	0.005	0.025	0.11	< 0.0005	< 0.0005	< 0.0005	< 0.0005	< 0.0005	< 0.0005	< 0.0005	< 0.0005	< 0.0005	< 0.0005	< 0.0005	
Ethylbenzene	0.7	1	0.37	< 0.0020	< 0.0020	< 0.0020	< 0.0020	< 0.0020	< 0.0020	< 0.0020	< 0.0020	< 0.0020	< 0.0020	< 0.0020	
Toluene	1	2.5	530	< 0.0020	< 0.0020	< 0.0020	< 0.0020	< 0.0020	< 0.0020	< 0.0020	< 0.0020	< 0.0020	< 0.0020	< 0.0020	
Xylene, Total	10	10	30	< 0.0040	< 0.0040	< 0.0040	< 0.0040	< 0.0040	< 0.0040	< 0.0040	< 0.0040	< 0.0040	< 0.0040	< 0.0040	
PAH, mg/L															
Acenaphthene	0.42	2.1	NS	< 0.000100	< 0.000100	< 0.000100	< 0.000100	< 0.000100	< 0.000100	< 0.000100	< 0.000100	< 0.000100	< 0.000100	< 0.000100	
Acenaphthylene	0.21	1.05	NS	< 0.000100	< 0.000100	< 0.000100	< 0.000100	< 0.000100	< 0.000100	< 0.000100	< 0.000100	< 0.000100	< 0.000100	< 0.000100	
Anthracene	2.1	10.5	NS	< 0.000300	< 0.000300	< 0.000300	< 0.000300	< 0.000300	< 0.000300	< 0.000300	< 0.000300	< 0.000300	< 0.000300	< 0.000300	
Benzo(a)anthracene	0.00013	0.00065	NS	< 0.000100	< 0.000100	< 0.000100	< 0.000100	< 0.000100	< 0.000100	< 0.000100	< 0.000100	< 0.000100	< 0.000100	< 0.000100	
Benzo(a)pyrene	0.0002	0.002	NS	< 0.000200	< 0.000200	< 0.000200	< 0.000200	< 0.000200	< 0.000200	< 0.000200	< 0.000200	< 0.000200	< 0.000200	< 0.000200	
Benzo(b)fluoranthene	0.00018	0.0009	NS	< 0.000100	< 0.000100	< 0.000100	< 0.000100	< 0.000100	< 0.000100	< 0.000100	< 0.000100	< 0.000100	< 0.000100	< 0.000100	
Benzo(g,h,i)perylene	0.21	1.05	NS	< 0.000200	< 0.000200	< 0.000200	< 0.000200	< 0.000200	< 0.000200	< 0.000200	< 0.000200	< 0.000200	< 0.000200	< 0.000200	
Benzo(k)fluoranthene	0.00017	0.00085	NS	< 0.000100	< 0.000100	< 0.000100	< 0.000100	< 0.000100	< 0.000100	< 0.000100	< 0.000100	< 0.000100	< 0.000100	< 0.000100	
Chrysene	0.0015	0.0075	NS	< 0.000100	< 0.000100	< 0.000100	< 0.000100	< 0.000100	< 0.000100	< 0.000100	< 0.000100	< 0.000100	< 0.000100	< 0.000100	
Dibenzo(a,h)anthracene	0.0003	0.0015	NS	< 0.000200	< 0.000200	< 0.000200	< 0.000200	< 0.000200	< 0.000200	< 0.000200	< 0.000200	< 0.000200	< 0.000200	< 0.000200	
Fluoranthene	0.28	1.4	NS	< 0.000300	< 0.000300	< 0.000300	< 0.000300	< 0.000300	< 0.000300	< 0.000300	< 0.000300	< 0.000300	< 0.000300	< 0.000300	
Fluorene	0.28	1.4	NS	< 0.000200	< 0.000200	< 0.000200	< 0.000200	< 0.000200	< 0.000200	< 0.000200	< 0.000200	< 0.000200	< 0.000200	< 0.000200	
Indeno(1,2,3-cd)pyrene	0.00043	0.00215	NS	< 0.000200	< 0.000200	< 0.000200	< 0.000200	< 0.000200	< 0.000200	< 0.000200	< 0.000200	< 0.000200	< 0.000200	< 0.000200	
Naphthalene	0.14	0.22	0.075	< 0.000400	< 0.000400	< 0.000400	< 0.000400	< 0.000400	< 0.000400	< 0.000400	< 0.000400	< 0.000400	< 0.000400	< 0.000400	
Phenanthrene	0.21	1.05	NS	< 0.000600	< 0.000600	< 0.000600	< 0.000600	< 0.000600	< 0.000600	< 0.000600	< 0.000600	< 0.000600	< 0.000600	< 0.000600	
Pyrene	0.21	1.05	NS	< 0.000200	< 0.000200	< 0.000200	< 0.000200	< 0.000200	< 0.000200	< 0.000200	< 0.000200	< 0.000200	< 0.000200	< 0.000200	
General Chemistry, mg/L															
Total Cyanide	0.2	0.6	NS	< 0.005	0.039	0.014	0.017	< 0.005	< 0.005	0.024	0.030	< 0.005	0.060	0.007	
Metals, mg/L															
Arsenic	0.05	0.2	NS	< 0.0250	< 0.0250	< 0.0250	< 0.0250	< 0.0250	< 0.0250	< 0.0250	< 0.0250	< 0.0250	< 0.0250	< 0.0250	
Barium	2	2	NS	0.0678	0.0508	0.0970	0.0980	0.0531	0.0875	0.133	0.0948	0.0444	0.123	0.0369	
Cadmium	0.005	0.05	NS	< 0.0020	< 0.0020	< 0.0020	< 0.0020	< 0.0020	< 0.0020	< 0.0020	< 0.0020	< 0.0020	< 0.0020	< 0.0020	
Chromium	0.1	1	NS	< 0.0050	< 0.0050	< 0.0050	0.0842	< 0.0050	0.0307	< 0.0050	< 0.0050	< 0.0050	< 0.0050	< 0.0050	
Lead	0.0075	0.1	NS	< 0.0075	< 0.0075	< 0.0075	< 0.0075	< 0.0075	< 0.0075	< 0.0075	< 0.0075	< 0.0075	< 0.0075	< 0.0075	
Mercury	0.002	0.01	0.053	< 0.00020	< 0.00020	< 0.00020	< 0.00020	< 0.00020	< 0.00020	< 0.00020	< 0.00020	< 0.00020	< 0.00020	< 0.00020	
Selenium	0.05	0.05	NS	< 0.0400	< 0.0400	< 0.0400	< 0.0400	< 0.0400	< 0.0400	< 0.0400	< 0.0400	< 0.0400	< 0.0400	< 0.0400	
Silver	0.05	NS	NS	< 0.0070	< 0.0070	< 0.0070	< 0.0070	< 0.0070	< 0.0070	< 0.0070	< 0.0070	< 0.0070	< 0.0070	< 0.0070	

Notes:
Blue highlight = Exceeds RO for Class I Groundwater Ingestion
Green highlight = Exceeds RO for Class II Groundwater Ingestion
Bold = Exceeds RO for Groundwater Inhalation - Diffusion and Advection for Residential
< = Compound not detected at concentrations above the laboratory reporting detection limit.
The laboratory reporting detection limit is shown.
N = Normal Environmental Sample
FD = Field Duplicate Sample
EB = Equipment Blank Sample
TB = Trip Blank Sample
NS = No Standard
NA = Not analyzed
mg/L = milligrams per liter
Qualifiers:
R = RPD outside accepted recovery limits
All analyses performed by TekLab.
CLASS I GROUNDWATER INGESTION = IEPA TACO Tier 1 CLASS I Groundwater Ingestion
CLASS II GROUNDWATER INGESTION = IEPA TACO Tier 1 CLASS II Groundwater Ingestion
GW INHALATION DIFFUSION & ADVECTION RES = IEPA TACO Tier 1 Groundwater Inhalation Diffusion & Advection at Residential Sites.
Non-TACO Class I and Class II Groundwater Objectives applied for Acenaphthylene, Benzo(g,h,i)perylene, and Phenanthrene. (Revision Date 3/31/2016)

TABLE 3
Summary of Analytical Results
January - February 2022
Ameren - Champaign FMGP Site
Champaign, Illinois

Location Group				Shallow Wells (Class II Groundwater Ingestion)							Intermediate Wells (Class I Groundwater Ingestion)			
Location ID				UMW-123	UMW-124	UMW-124	UMW-125	UMW-126	UMW-126	UMW-127	UMW-300	UMW-301R	UMW-302	UMW-302
Sample Date				02/01/2022	02/02/2022	02/02/2022	02/01/2022	02/02/2022	02/02/2022	02/01/2022	01/31/2022	02/01/2022	02/02/2022	02/02/2022
Sample Type				N	N	FD	N	N	FD	N	N	N	N	FD
Parameter/Analyte	CLASS I GROUNDWATER INGESTION	CLASS II GROUNDWATER INGESTION	GW INHALATION DIFFUSION & ADVECTION RES											
BTEX, mg/L														
Benzene	0.005	0.025	0.11	< 0.0005	0.0974	0.11	< 0.0005	0.0116	0.0137	< 0.0005	< 0.0005	< 0.0005	0.362	0.411
Ethylbenzene	0.7	1	0.37	< 0.0020	0.0131	0.0127	< 0.0020	< 0.0020	< 0.0020	< 0.0020	< 0.0020	< 0.0020	0.76	0.728
Toluene	1	2.5	530	< 0.0020	0.0802	0.0776	< 0.0020	< 0.0020	< 0.0020	< 0.0020	< 0.0020	< 0.0020	< 0.0200	< 0.0200
Xylene, Total	10	10	30	< 0.0040	0.0400	0.0391	< 0.0040	< 0.0040	< 0.0040	< 0.0040	< 0.0040	< 0.0040	0.208	0.2
PAH, mg/L														
Acenaphthene	0.42	2.1	NS	< 0.000100	0.000443	0.000424	< 0.000100	< 0.000100	< 0.000100	0.000149	< 0.000100	0.00349	0.000714	0.000694
Acenaphthylene	0.21	1.05	NS	< 0.000100	0.000301	0.000303	< 0.000100	< 0.000100	< 0.000100	< 0.000100	< 0.000100	0.00355	0.000536	0.000502
Anthracene	2.1	10.5	NS	< 0.000300	< 0.000300	< 0.000300	< 0.000300	< 0.000300	< 0.000300	< 0.000300	< 0.000300	< 0.000300	< 0.000300	< 0.000300
Benzo(a)anthracene	0.00013	0.00065	NS	< 0.000100	< 0.000100	< 0.000100	< 0.000100	< 0.000100	< 0.000100	< 0.000100	< 0.000100	< 0.000100	< 0.000100	< 0.000100
Benzo(a)pyrene	0.0002	0.002	NS	< 0.000200	< 0.000200	< 0.000200	< 0.000200	< 0.000200	< 0.000200	< 0.000200	< 0.000200	< 0.000200	< 0.000200	< 0.000200
Benzo(b)fluoranthene	0.00018	0.0009	NS	< 0.000100	< 0.000100	< 0.000100	< 0.000100	< 0.000100	< 0.000100	< 0.000100	< 0.000100	< 0.000100	< 0.000100	< 0.000100
Benzo(g,h,i)perylene	0.21	1.05	NS	< 0.000200	< 0.000200	< 0.000200	< 0.000200	< 0.000200	< 0.000200	< 0.000200	< 0.000200	< 0.000200	< 0.000200	< 0.000200
Benzo(k)fluoranthene	0.00017	0.00085	NS	< 0.000100	< 0.000100	< 0.000100	< 0.000100	< 0.000100	< 0.000100	< 0.000100	< 0.000100	< 0.000100	< 0.000100	< 0.000100
Chrysene	0.0015	0.0075	NS	< 0.000100	< 0.000100	< 0.000100	< 0.000100	< 0.000100	< 0.000100	< 0.000100	< 0.000100	< 0.000100	< 0.000100	< 0.000100
Dibenzo(a,h)anthracene	0.0003	0.0015	NS	< 0.000200	< 0.000200	< 0.000200	< 0.000200	< 0.000200	< 0.000200	< 0.000200	< 0.000200	< 0.000200	< 0.000200	< 0.000200
Fluoranthene	0.28	1.4	NS	< 0.000300	< 0.000300	< 0.000300	< 0.000300	< 0.000300	< 0.000300	< 0.000300	< 0.000300	< 0.000300	< 0.000300	< 0.000300
Fluorene	0.28	1.4	NS	< 0.000200	0.000203	< 0.000200	< 0.000200	< 0.000200	< 0.000200	< 0.000200	< 0.000200	< 0.000200	< 0.000200	< 0.000200
Indeno(1,2,3-cd)pyrene	0.00043	0.00215	NS	< 0.000200	< 0.000200	< 0.000200	< 0.000200	< 0.000200	< 0.000200	< 0.000200	< 0.000200	< 0.000200	< 0.000200	< 0.000200
Naphthalene	0.14	0.22	0.075	< 0.000400	0.0498	0.0473	< 0.000400	< 0.000400	< 0.000400	< 0.000400	< 0.000400	< 0.000400	2.18	2.05
Phenanthrene	0.21	1.05	NS	< 0.000600	< 0.000600	< 0.000600	< 0.000600	< 0.000600	< 0.000600	< 0.000600	< 0.000600	< 0.000600	< 0.000600	< 0.000600
Pyrene	0.21	1.05	NS	< 0.000200	< 0.000200	< 0.000200	< 0.000200	< 0.000200	< 0.000200	< 0.000200	< 0.000200	< 0.000200	< 0.000200	< 0.000200
General Chemistry, mg/L														
Total Cyanide	0.2	0.6	NS	< 0.005	0.014	0.014	0.064	< 0.005	< 0.005	0.007	< 0.005	< 0.005	0.091	0.064
Metals, mg/L														
Arsenic	0.05	0.2	NS	< 0.0250	< 0.0250	< 0.0250	< 0.0250	< 0.0250	< 0.0250	< 0.0250	< 0.0250	< 0.0250	< 0.0250	< 0.0250
Barium	2	2	NS	0.0256	0.0298	0.0290	0.0120	0.0296	0.0296	0.109	0.0849	0.0716	0.0548	0.0525
Cadmium	0.005	0.05	NS	< 0.0020	< 0.0020	< 0.0020	< 0.0020	< 0.0020	< 0.0020	< 0.0020	< 0.0020	< 0.0020	< 0.0020	< 0.0020
Chromium	0.1	1	NS	< 0.0050	< 0.0050	< 0.0050	< 0.0050	< 0.0050	< 0.0050	< 0.0050	< 0.0050	< 0.0050	< 0.0050	< 0.0050
Lead	0.0075	0.1	NS	< 0.0075	< 0.0075	< 0.0075	< 0.0075	< 0.0075	< 0.0075	< 0.0075	< 0.0075	< 0.0075	< 0.0075	< 0.0075
Mercury	0.002	0.01	0.053	< 0.00020	< 0.00020	< 0.00020	< 0.00020	< 0.00020	< 0.00020	< 0.00020	< 0.00020	< 0.00020	< 0.00020	< 0.00020
Selenium	0.05	0.05	NS	< 0.0400	< 0.0400	< 0.0400	< 0.0400	< 0.0400	< 0.0400	< 0.0400	< 0.0400	< 0.0400	< 0.0400	< 0.0400
Silver	0.05	NS	NS	< 0.0070	< 0.0070	< 0.0070	< 0.0070	< 0.0070	< 0.0070	< 0.0070	< 0.0070	< 0.0070	< 0.0070	< 0.0070

Notes:
Blue highlight = Exceeds RO for Class I Groundwater Ingestion
Green highlight = Exceeds RO for Class II Groundwater Ingestion
Bold = Exceeds RO for Groundwater Inhalation - Diffusion and Advection for Residential
< = Compound not detected at concentrations above the laboratory reporting detection limit.
The laboratory reporting detection limit is shown.
N = Normal Environmental Sample
FD = Field Duplicate Sample
EB = Equipment Blank Sample
TB = Trip Blank Sample
NS = No Standard
NA = Not analyzed
mg/L = milligrams per liter
Qualifiers:
R = RPD outside accepted recovery limits
All analyses performed by TekLab.
CLASS I GROUNDWATER INGESTION = IEPA TACO Tier 1 CLASS I Groundwater Ingestion
CLASS II GROUNDWATER INGESTION = IEPA TACO Tier 1 CLASS II Groundwater Ingestion
GW INHALATION DIFFUSION & ADVECTION RES = IEPA TACO Tier 1 Groundwater Inhalation Diffusion & Advection at Residential Sites.
Non-TACO Class I and Class II Groundwater Objectives applied for Acenaphthylene, Benzo(g,h,i)perylene, and Phenanthrene. (Revision Date 3/31/2016)

TABLE 3
Summary of Analytical Results
January - February 2022
Ameren - Champaign FMGP Site
Champaign, Illinois

Location Group				Intermediate Wells (Class I Groundwater Ingestion)					Field Quality Control		
Location ID				UMW-304R	UMW-305	UMW-306	UMW-307	UMW-308	EQUIPMENT BLANK	EQUIPMENT BLANK	TRIP BLANK
Sample Date				02/01/2022	02/01/2022	02/01/2022	02/01/2022	02/02/2022	01/31/2022	02/02/2022	1/31/2022
Sample Type				N	N	N	N	N	EB	EB	TB
Parameter/Analyte	CLASS I GROUNDWATER INGESTION	CLASS II GROUNDWATER INGESTION	GW INHALATION DIFFUSION & ADVECTION RES								
BTEX, mg/L											
Benzene	0.005	0.025	0.11	< 0.0005	< 0.0005	< 0.0005	< 0.0005	< 0.0005	< 0.0005	< 0.0005	< 0.0005
Ethylbenzene	0.7	1	0.37	< 0.0020	< 0.0020	< 0.0020	< 0.0020	< 0.0020	< 0.0020	< 0.0020	< 0.0020
Toluene	1	2.5	530	< 0.0020	< 0.0020	< 0.0020	< 0.0020	< 0.0020	< 0.0020	< 0.0020	< 0.0020
Xylene, Total	10	10	30	< 0.0040	< 0.0040	< 0.0040	< 0.0040	< 0.0040	< 0.0040	< 0.0040	< 0.0040
PAH, mg/L											
Acenaphthene	0.42	2.1	NS	0.000283	< 0.000100	< 0.000100	< 0.000100	< 0.000100	< 0.000100	< 0.000100	NA
Acenaphthylene	0.21	1.05	NS	0.000673	< 0.000100	< 0.000100	< 0.000100	< 0.000100	< 0.000100	< 0.000100	NA
Anthracene	2.1	10.5	NS	< 0.000300	< 0.000300	< 0.000300	< 0.000300	< 0.000300	< 0.000300	< 0.000300	NA
Benzo(a)anthracene	0.00013	0.00065	NS	< 0.000100	< 0.000100	< 0.000100	< 0.000100	< 0.000100	< 0.000100	< 0.000100	NA
Benzo(a)pyrene	0.0002	0.002	NS	< 0.000200	< 0.000200	< 0.000200	< 0.000200	< 0.000200	< 0.000200	< 0.000200	NA
Benzo(b)fluoranthene	0.00018	0.0009	NS	< 0.000100	< 0.000100	< 0.000100	< 0.000100	< 0.000100	< 0.000100	< 0.000100	NA
Benzo(g,h,i)perylene	0.21	1.05	NS	< 0.000200	< 0.000200	< 0.000200	< 0.000200	< 0.000200	< 0.000200	< 0.000200	NA
Benzo(k)fluoranthene	0.00017	0.00085	NS	< 0.000100	< 0.000100	< 0.000100	< 0.000100	< 0.000100	< 0.000100	< 0.000100	NA
Chrysene	0.0015	0.0075	NS	< 0.000100	< 0.000100	< 0.000100	< 0.000100	< 0.000100	< 0.000100	< 0.000100	NA
Dibenzo(a,h)anthracene	0.0003	0.0015	NS	< 0.000200	< 0.000200	< 0.000200	< 0.000200	< 0.000200	< 0.000200	< 0.000200	NA
Fluoranthene	0.28	1.4	NS	< 0.000300	< 0.000300	< 0.000300	< 0.000300	< 0.000300	< 0.000300	< 0.000300	NA
Fluorene	0.28	1.4	NS	< 0.000200	< 0.000200	< 0.000200	< 0.000200	< 0.000200	< 0.000200	< 0.000200	NA
Indeno(1,2,3-cd)pyrene	0.00043	0.00215	NS	< 0.000200	< 0.000200	< 0.000200	< 0.000200	< 0.000200	< 0.000200	< 0.000200	NA
Naphthalene	0.14	0.22	0.075	0.00353	< 0.000400	< 0.000400	< 0.000400	< 0.000400	< 0.000400	< 0.000400 R	NA
Phenanthrene	0.21	1.05	NS	< 0.000600	< 0.000600	< 0.000600	< 0.000600	< 0.000600	< 0.000600	< 0.000600	NA
Pyrene	0.21	1.05	NS	< 0.000200	< 0.000200	< 0.000200	< 0.000200	< 0.000200	< 0.000200	< 0.000200	NA
General Chemistry, mg/L											
Total Cyanide	0.2	0.6	NS	< 0.005	0.010	0.014	0.042	0.011	< 0.005	< 0.005	NA
Metals, mg/L											
Arsenic	0.05	0.2	NS	< 0.0250	< 0.0250	< 0.0250	< 0.0250	< 0.0250	< 0.0250	< 0.0250	NA
Barium	2	2	NS	0.0735	0.105	0.115	0.113	0.111	< 0.0025	< 0.0025	NA
Cadmium	0.005	0.05	NS	< 0.0020	< 0.0020	< 0.0020	< 0.0020	< 0.0020	< 0.0020	< 0.0020	NA
Chromium	0.1	1	NS	< 0.0050	< 0.0050	< 0.0050	< 0.0050	< 0.0050	< 0.0050	< 0.0050	NA
Lead	0.0075	0.1	NS	< 0.0075	< 0.0075	< 0.0075	< 0.0075	< 0.0075	< 0.0075	< 0.0075	NA
Mercury	0.002	0.01	0.053	< 0.00020	< 0.00020	< 0.00020	< 0.00020	< 0.00020	< 0.00020	< 0.00020	NA
Selenium	0.05	0.05	NS	< 0.0400	< 0.0400	< 0.0400	< 0.0400	< 0.0400	< 0.0400	< 0.0400	NA
Silver	0.05	NS	NS	< 0.0070	< 0.0070	< 0.0070	< 0.0070	< 0.0070	< 0.0070	< 0.0070	NA

Notes:

Blue highlight = Exceeds RO for Class I Groundwater Ingestion

Green highlight = Exceeds RO for Class II Groundwater Ingestion

Bold = Exceeds RO for Groundwater Inhalation - Diffusion and Advection for Residential

< = Compound not detected at concentrations above the laboratory reporting detection limit.

The laboratory reporting detection limit is shown.

N = Normal Environmental Sample

FD = Field Duplicate Sample

EB = Equipment Blank Sample

TB = Trip Blank Sample

NS = No Standard

NA = Not analyzed

mg/L = milligrams per liter

Qualifiers:

R = RPD outside accepted recovery limits

All analyses performed by TekLab.

CLASS I GROUNDWATER INGESTION = IEPA TACO Tier 1 CLASS I Groundwater Ingestion

CLASS II GROUNDWATER INGESTION = IEPA TACO Tier 1 CLASS II Groundwater Ingestion

GW INHALATION DIFFUSION & ADVECTION RES = IEPA TACO Tier 1 Groundwater Inhalation

Diffusion & Advection at Residential Sites.

Non-TACO Class I and Class II Groundwater Objectives applied for Acenaphthylene,

Benzo(g,h,i)perylene, and Phenanthrene. (Revision Date 3/31/2016)

TABLE 4
Analytical Results by Parameter
February 2020 to February 2022
Ameren - Champaign FMGP Site
Champaign, Illinois

Notes:
 Exceeds RO for Class I Groundwater Ingestion Pathway
 Exceeds RO for Class II Groundwater Ingestion Pathway
 Exceeds RO for Groundwater Indoor Inhalation Pathway - Diffusion and Advection for Residential Sites

Well ID	Date Sampled	Dibenzo(a,h) anthracene (mg/L)	Fluoranthene (mg/L)	Fluorene (mg/L)	Indeno(1,2,3-cd) pyrene (mg/L)	Naphthalene (mg/L)	Phenanthrene (mg/L)	Pyrene (mg/L)	Cyanide, total (mg/L)	
UMW-124	02/12/2020	< 0.000100	< 0.000200	0.000201	< 0.000100	0.0561	< 0.000400	< 0.000200	0.012	
	04/29/2020	< 0.000100	< 0.000300	0.000229	< 0.000100	0.0520	< 0.000600	< 0.000200	< 0.005	
	07/08/2020	< 0.000100	< 0.000300	0.000237	< 0.000100	0.0680	< 0.000600	< 0.000200	< 0.005	
	10/14/2020	< 0.000100	< 0.000300	0.000244	< 0.000100	0.0452	< 0.000600	< 0.000200	0.013	
	02/03/2021	< 0.000200	< 0.000300	< 0.000200	< 0.000200	0.0265	< 0.000600	< 0.000200	0.008	
	05/06/2021	< 0.000200	< 0.000300	< 0.000200	< 0.000200	0.0534	< 0.000600	< 0.000200	< 0.005	
	08/04/2021	< 0.000200	< 0.000300	0.000209	< 0.000200	0.0661	< 0.000600	< 0.000200	0.012	
	11/03/2021	< 0.000200 UJ	< 0.000300	< 0.000200	< 0.000200 UJ	0.0620	< 0.000600	< 0.000200	0.012	
	02/02/2022	< 0.000200	< 0.000300	0.000203	< 0.000200	0.0498	< 0.000600	< 0.000200	0.014	
	UMW-125	02/12/2020	< 0.000100	< 0.000200	< 0.000100	< 0.000100	< 0.000200	< 0.000400	< 0.000200	0.036
		04/30/2020	< 0.000100	< 0.000300	< 0.000200	< 0.000100	< 0.000400	< 0.000600	< 0.000200	0.019
07/08/2020		< 0.000100	< 0.000300	< 0.000200	< 0.000100	< 0.000400	< 0.000600	< 0.000200	0.026	
10/14/2020		< 0.000100	< 0.000300	< 0.000200	< 0.000100	< 0.000400	< 0.000600	< 0.000200	0.025	
02/03/2021		< 0.000200	< 0.000300	< 0.000200	< 0.000200	< 0.000878	< 0.000600	< 0.000200	0.024	
05/05/2021		< 0.000200	< 0.000300	< 0.000200	< 0.000200	< 0.000400	< 0.000600	< 0.000200	0.038	
08/04/2021		< 0.000200	< 0.000300	< 0.000200	< 0.000200	< 0.000400	< 0.000600	< 0.000200	0.041	
11/03/2021		< 0.000200	< 0.000300	< 0.000200	< 0.000200	< 0.000400	< 0.000600	< 0.000200	0.092	
02/01/2022		< 0.000200	< 0.000300	< 0.000200	< 0.000200	< 0.000400	< 0.000600	< 0.000200	0.064	
UMW-126		02/12/2020	< 0.000100	< 0.000200	< 0.000100	< 0.000100	0.000476	< 0.000400	< 0.000200	< 0.005
		04/29/2020	< 0.000100	< 0.000300	< 0.000200	< 0.000100	< 0.000887	< 0.000600	< 0.000200	< 0.005
	07/08/2020	< 0.000100	< 0.000300	< 0.000200	< 0.000100	< 0.000400	< 0.000600	< 0.000200	< 0.005	
	10/14/2020	< 0.000100	< 0.000300	< 0.000200	< 0.000100	< 0.000498	< 0.000600	< 0.000200	< 0.005	
	02/03/2021	< 0.000200	< 0.000300	< 0.000200	< 0.000200	< 0.000400	< 0.000600	< 0.000200	< 0.005	
	05/05/2021	< 0.000200	< 0.000300	< 0.000200	< 0.000200	< 0.000455	< 0.000600	< 0.000200	< 0.005	
	08/04/2021	< 0.000200	< 0.000300	< 0.000200	< 0.000200	0.000928	< 0.000600	< 0.000200	< 0.005	
	11/03/2021	< 0.000200 UJ	< 0.000300	< 0.000200	< 0.000200 UJ	< 0.000400	< 0.000600	< 0.000200	< 0.005	
	02/02/2022	< 0.000200	< 0.000300	< 0.000200	< 0.000200	< 0.000400	< 0.000600	< 0.000200	< 0.005	
	UMW-127	02/12/2020	< 0.000100 UJ	< 0.000200 UJ	< 0.000100 UJ	< 0.000100 UJ	0.00109 J	< 0.000400 UJ	< 0.000200 UJ	< 0.005
		04/29/2020	< 0.000100	< 0.000300	< 0.000200	< 0.000100	0.00188 J+	< 0.000600	< 0.000200	< 0.005
07/08/2020		< 0.000100	< 0.000300	< 0.000200	< 0.000100	< 0.000400	< 0.000600	< 0.000200	< 0.005	
10/14/2020		< 0.000100	< 0.000300	< 0.000200	< 0.000100	< 0.00152	< 0.000600	< 0.000200	< 0.005	
02/03/2021		< 0.000200	< 0.000300	< 0.000200	< 0.000200	< 0.00150	< 0.000600	< 0.000200	< 0.005	
05/05/2021		< 0.000200	< 0.000300	< 0.000200	< 0.000200	< 0.00129	< 0.000600	< 0.000200	< 0.005	
08/04/2021		< 0.000200	< 0.000300	< 0.000200	< 0.000200	0.00201	< 0.000600	< 0.000200	< 0.005	
11/03/2021		< 0.000200 UJ	< 0.000300	< 0.000200	< 0.000200 UJ	< 0.00152	< 0.000600	< 0.000200	< 0.005	
02/01/2022		< 0.000200	< 0.000300	< 0.000200	< 0.000200	< 0.000400	< 0.000600	< 0.000200	0.007	
UMW-300		02/11/2020	< 0.000100	< 0.000200	< 0.000100	< 0.000100	< 0.000200	< 0.000400	< 0.000200	< 0.005
		04/28/2020	< 0.000100	< 0.000300	< 0.000200	< 0.000100	< 0.000400	< 0.000600	< 0.000200	< 0.005
	07/07/2020	< 0.000100	< 0.000300	< 0.000200	< 0.000100	< 0.000400	< 0.000600	< 0.000200	< 0.005	
	10/13/2020	< 0.000100	< 0.000300	< 0.000200	< 0.000100	< 0.000400	< 0.000600	< 0.000200	< 0.005	
	02/03/2021	< 0.000200	< 0.000300	< 0.000200	< 0.000200	< 0.000400	< 0.000600	< 0.000200	< 0.005 UJ	
	05/04/2021	< 0.000200	< 0.000300	< 0.000200	< 0.000200	< 0.000400	< 0.000600	< 0.000200	< 0.005	
	08/03/2021	< 0.000200	< 0.000300	< 0.000200	< 0.000200	< 0.000400	< 0.000600	< 0.000200	< 0.005	
	11/02/2021	< 0.000200 UJ	< 0.000300	< 0.000200	< 0.000200 UJ	< 0.000400	< 0.000600	< 0.000200	< 0.005	
	01/31/2022	< 0.000200	< 0.000300	< 0.000200	< 0.000200	< 0.000400	< 0.000600	< 0.000200	< 0.005	
	UMW-301R	02/12/2020	< 0.000100	< 0.000200	0.000214	< 0.000100	< 0.000200	< 0.000400	< 0.000200	< 0.005
		04/29/2020	< 0.000100	< 0.000300	0.000398	< 0.000100	< 0.000400	< 0.000600	< 0.000200	< 0.005
07/08/2020		< 0.000100	< 0.000300	0.000203	< 0.000100	< 0.000400	< 0.000600	< 0.000200	< 0.005	
10/14/2020		< 0.000100	< 0.000300	< 0.000200	< 0.000100	< 0.000400	< 0.000600	< 0.000200	< 0.005	
02/03/2021		< 0.000200	< 0.000300	< 0.000200	< 0.000200	< 0.000400	< 0.000600	< 0.000200	< 0.005	
05/05/2021		< 0.000200	< 0.000300	0.000208	< 0.000200	< 0.000400	< 0.000600	< 0.000200	< 0.005	
08/04/2021		< 0.000200	< 0.000300	< 0.000200	< 0.000200	< 0.000400	< 0.000600	< 0.000200	< 0.005	
11/03/2021		< 0.000200 UJ	< 0.000300	< 0.000200	< 0.000200 UJ	0.00936 J+	< 0.000600	< 0.000200	< 0.005	
02/01/2022		< 0.000200	< 0.000300	< 0.000200	< 0.000200	< 0.000400	< 0.000600	< 0.000200	< 0.005	
UMW-302		02/12/2020	< 0.000100	< 0.000200	< 0.000100	< 0.000100	2.42	< 0.000400	< 0.000200	0.070
		04/29/2020	< 0.000100	< 0.000300	< 0.000200	< 0.000100	3.08	< 0.000600	< 0.000200	0.087
	07/08/2020	< 0.000100	< 0.000300	< 0.000200	< 0.000100	1.84	< 0.000600	< 0.000200	0.074	
	10/14/2020	< 0.000100	< 0.000300	< 0.000200	< 0.000100	1.68	< 0.000600	< 0.000200	0.105	
	02/03/2021	< 0.000200	< 0.000300	< 0.000200	< 0.000200	2.26	< 0.000600	< 0.000200	0.175 J	
	05/05/2021	< 0.000200	< 0.000300	< 0.000200	< 0.000200	2.79	< 0.000600	< 0.000200	0.154 J	
	08/04/2021	< 0.000200	< 0.000300	< 0.000200	< 0.000200	2.59	< 0.000600	< 0.000200	0.073	
	11/03/2021	< 0.000200 UJ	< 0.000300	< 0.000200	< 0.000200 UJ	2.20	< 0.000600	< 0.000200	0.099	
	02/02/2022	< 0.000200	< 0.000300	< 0.000200	< 0.000200	2.18	< 0.000600	< 0.000200	0.091	
	UMW-303	02/11/2020	< 0.000100	< 0.000200	< 0.000100	< 0.000100	0.00372	< 0.000400	< 0.000200	< 0.005
		04/28/2020	< 0.000100	< 0.000300	0.000225	< 0.000100	0.00306 J+	0.000838	0.000254	< 0.005
07/07/2020		< 0.000100	< 0.000300	< 0.000200	< 0.000100	< 0.000400	< 0.000600	< 0.000200	< 0.005	
10/13/2020		< 0.000100	< 0.000300	< 0.000200	< 0.000100	< 0.00182	< 0.000600	< 0.000200	< 0.005	
02/03/2021		< 0.000200	< 0.000300	< 0.000200	< 0.000200	< 0.000419	< 0.000600	< 0.000200	< 0.005	
05/04/2021		< 0.000200	< 0.000300	0.000280	< 0.000200	0.00548	0.000298	0.000316	< 0.005	
08/03/2021		< 0.000200	< 0.000300	< 0.000200	< 0.000200	0.00256	< 0.000600	< 0.000200	< 0.005	
11/02/2021		< 0.000200 UJ	< 0.000300	< 0.000200	< 0.000200 UJ	< 0.00123	< 0.000600	< 0.000200	< 0.005	

TABLE 4
Analytical Results by Parameter
February 2020 to February 2022
Ameren - Champaign FMGP Site
Champaign, Illinois

Notes:
 Exceeds RO for Class I Groundwater Ingestion Pathway
 Exceeds RO for Class II Groundwater Ingestion Pathway
Bold Exceeds RO for Groundwater Indoor Inhalation Pathway - Diffusion and Advection for Residential Sites

Well ID	Date Sampled	Dibenzo(a,h) anthracene (mg/L)	Fluoranthene (mg/L)	Fluorene (mg/L)	Indeno(1,2,3-cd) pyrene (mg/L)	Naphthalene (mg/L)	Phenanthrene (mg/L)	Pyrene (mg/L)	Cyanide, total (mg/L)	
UMW-304R	02/12/2020	< 0.000100	< 0.000200	< 0.000100	< 0.000100	< 0.000200	< 0.000400	< 0.000200	< 0.005	
	04/30/2020	< 0.000100	< 0.000300	0.000266	< 0.000100	< 0.000441	0.000894	0.000273	< 0.005	
	07/08/2020	< 0.000100	< 0.000300	< 0.000200	< 0.000100	< 0.000400	< 0.000600	< 0.000200	< 0.005	
	10/14/2020	< 0.000100	< 0.000300	< 0.000200	< 0.000100	< 0.000400	< 0.000600	< 0.000200	< 0.005	
	02/03/2021	< 0.000200	< 0.000300	< 0.000200	< 0.000200	< 0.000400	< 0.000600	< 0.000200	< 0.005	
	05/05/2021	< 0.000200	< 0.000300	< 0.000200	< 0.000200	< 0.000400	< 0.000600	< 0.000200	< 0.005	
	08/04/2021	< 0.000200	< 0.000300	< 0.000200	< 0.000200	< 0.000400	< 0.000600	< 0.000200	< 0.005	
	11/03/2021	< 0.000200 UJ	< 0.000300	< 0.000200	< 0.000200 UJ	< 0.000400	< 0.000600	< 0.000200	< 0.005	
	02/01/2022	< 0.000200	< 0.000300	< 0.000200	< 0.000200	0.00353	< 0.000600	< 0.000200	< 0.005	
	UMW-305	02/12/2020	< 0.000100	< 0.000200	< 0.000100	< 0.000100	< 0.000200	< 0.000400	< 0.000200	0.008
		04/29/2020	< 0.000100	< 0.000300	< 0.000200	< 0.000100	< 0.000400	< 0.000600	< 0.000200	0.006
07/08/2020		< 0.000100	< 0.000300	< 0.000200	< 0.000100	< 0.000400	< 0.000600	< 0.000200	0.010 J	
10/14/2020		< 0.000100	< 0.000300	< 0.000200	< 0.000100	< 0.000400	< 0.000600	< 0.000200	0.008	
02/03/2021		< 0.000200	< 0.000300	< 0.000200	< 0.000200	< 0.000400	< 0.000600	< 0.000200	0.006	
05/05/2021		< 0.000200	< 0.000300	< 0.000200	< 0.000200	< 0.000400	< 0.000600	< 0.000200	0.010	
08/04/2021		< 0.000200	< 0.000300	< 0.000200	< 0.000200	< 0.000400	< 0.000600	< 0.000200	0.011	
11/03/2021		< 0.000200 UJ	< 0.000300	< 0.000200	< 0.000200 UJ	< 0.000400	< 0.000600	< 0.000200	0.008	
02/01/2022		< 0.000200	< 0.000300	< 0.000200	< 0.000200	< 0.000400	< 0.000600	< 0.000200	0.010	
UMW-306		02/11/2020	< 0.000100	< 0.000200	< 0.000100	< 0.000100	< 0.000200	< 0.000400	< 0.000200	0.011
		04/29/2020	< 0.000100	< 0.000300	< 0.000200	< 0.000100	< 0.000400	0.000608	< 0.000200	0.015
	07/08/2020	< 0.000100	< 0.000300	< 0.000200	< 0.000100	< 0.000400	< 0.000600	< 0.000200	0.011	
	10/13/2020	< 0.000100	< 0.000300	< 0.000200	< 0.000100	< 0.000400	< 0.000600	< 0.000200	0.018	
	02/02/2021	< 0.000200	< 0.000300	< 0.000200	< 0.000200	< 0.000400	< 0.000600	< 0.000200	0.009	
	05/05/2021	< 0.000200	< 0.000300	< 0.000200	< 0.000200	< 0.00111	< 0.000600	< 0.000200	0.008	
	08/04/2021	< 0.000200	< 0.000300	< 0.000200	< 0.000200	< 0.000400	< 0.000600	< 0.000200	0.012	
	11/02/2021	< 0.000200 UJ	< 0.000300	< 0.000200	< 0.000200 UJ	< 0.000400	< 0.000600	< 0.000200	0.012	
	02/01/2022	< 0.000200	< 0.000300	< 0.000200	< 0.000200	< 0.000400	< 0.000600	< 0.000200	0.014	
	UMW-307	02/11/2020	< 0.000400 UJ	< 0.000800 UJ	< 0.000400 UJ	< 0.000400 UJ	< 0.000800 UJ	< 0.00160 UJ	< 0.000800 UJ	0.046
		04/28/2020	< 0.000100	< 0.000300	< 0.000200	< 0.000100	< 0.000400	< 0.000600	0.000211	0.050
07/08/2020		< 0.000100	< 0.000300	< 0.000200	< 0.000100	< 0.000400	< 0.000600	< 0.000200	0.023	
10/13/2020		< 0.000100	< 0.000300	< 0.000200	< 0.000100	< 0.000400	< 0.000600	< 0.000200	0.034	
02/02/2021		< 0.000200	< 0.000300	< 0.000200	< 0.000200	< 0.000400	< 0.000600	< 0.000200	0.032 J	
05/05/2021		< 0.000200	< 0.000300	< 0.000200	< 0.000200	< 0.000400	< 0.000600	< 0.000200	0.048	
08/03/2021		< 0.000200	< 0.000300	< 0.000200	< 0.000200	< 0.000400	< 0.000600	< 0.000200	0.069	
11/02/2021		< 0.000200	< 0.000300	< 0.000200	< 0.000200	< 0.000400	< 0.000600	< 0.000200	0.050	
02/01/2022		< 0.000200	< 0.000300	< 0.000200	< 0.000200	< 0.000400	< 0.000600	< 0.000200	0.042	
UMW-308		02/12/2020	< 0.000200 UJ	< 0.000400 UJ	< 0.000200 UJ	< 0.000200 UJ	< 0.000400 UJ	< 0.000800 UJ	< 0.000400 UJ	0.006
		04/29/2020	< 0.000100	< 0.000300	< 0.000200	< 0.000100	< 0.000400	< 0.000600	< 0.000200	0.013
	07/08/2020	< 0.000100	< 0.000300	< 0.000200	< 0.000100	< 0.000400	< 0.000600	< 0.000200	0.020	
	10/14/2020	< 0.000100	< 0.000300	< 0.000200	< 0.000100	< 0.000400	< 0.000600	< 0.000200	0.010	
	02/03/2021	< 0.000200	< 0.000300	< 0.000200	< 0.000200	< 0.000400	< 0.000600	< 0.000200	0.007	
	05/05/2021	< 0.000200	< 0.000300	< 0.000200	< 0.000200	< 0.000400	< 0.000600	< 0.000200	< 0.005	
	08/04/2021	< 0.000200	< 0.000300	< 0.000200	< 0.000200	< 0.000400	< 0.000600	< 0.000200	0.017	
	11/03/2021	< 0.000200 UJ	< 0.000300	< 0.000200	< 0.000200 UJ	< 0.000400	< 0.000600	< 0.000200	0.010	
	02/02/2022	< 0.000200	< 0.000300	< 0.000200	< 0.000200	< 0.000400	< 0.000600	< 0.000200	0.011	

Notes:
< = Compound not detected at concentrations above the laboratory reporting detection limit.
The laboratory reporting detection limit is shown.
mg/L = milligrams per liter

Qualifiers:
U = Nondetected
J = The analyte was positively identified; associated numerical value is the approximate concentration of the analyte in the sample.
J+ = The concentration of the sample is considered to be biased high, as the associated QC results exceed the upper control limits
UJ = Analyte was analyzed for, but not detected. The detection limit is a quantitative estimate.
All analyses performed by TekLab.

CLASS I GROUNDWATER INGESTION = IEPA TACO Tier 1 CLASS I GROUNDWATER INGESTION
CLASS II GROUNDWATER INGESTION = IEPA TACO Tier 1 CLASS II GROUNDWATER INGESTION
GW INHALATION DIFFUSION & ADVECTION RESIDENTIAL = IEPA TACO Tier 1 GW INHALATION DIFFUSION & ADVECTION RESIDENTIAL
Non-TACO Class I and Class II Groundwater Objectives applied for Acenaphthylene, Benzo(g,h)perylene, and Phenanthrene. (Revision Date 3/31/2016)

Attachment 1

***Laboratory Analytical Reports
and Data Validation Summary***

February 11, 2022

Jarred Schmidt
ERM
1968 Craig Road
Suite 100
St. Louis, MO 63146
TEL: (314) 733-4490
FAX:



Illinois	100226
Kansas	E-10374
Louisiana	05002
Louisiana	05003
Oklahoma	9978

RE: Champaign GW

WorkOrder: 22020188

Dear Jarred Schmidt:

TEKLAB, INC received 30 samples on 2/3/2022 2:15:00 PM for the analysis presented in the following report.

Samples are analyzed on an as received basis unless otherwise requested and documented. The sample results contained in this report relate only to the requested analytes of interest as directed on the chain of custody. NELAP accredited fields of testing are indicated by the letters NELAP under the Certification column. Unless otherwise documented within this report, Teklab Inc. analyzes samples utilizing the most current methods in compliance with 40CFR. All tests are performed in the Collinsville, IL laboratory unless otherwise noted in the Case Narrative.

All quality control criteria applicable to the test methods employed for this project have been satisfactorily met and are in accordance with NELAP except where noted. The following report shall not be reproduced, except in full, without the written approval of Teklab, Inc.

If you have any questions regarding these tests results, please feel free to call.

Sincerely,



Elizabeth A. Hurley
Project Manager
(618)344-1004 ex 33
ehurley@teklabinc.com



Report Contents

<http://www.teklabinc.com/>

Client: ERM

Work Order: 22020188

Client Project: Champaign GW

Report Date: 11-Feb-22

This reporting package includes the following:

Cover Letter	1
Report Contents	2
Definitions	3
Case Narrative	5
Accreditations	6
Laboratory Results	7
Sample Summary	37
Dates Report	38
Quality Control Results	46
Receiving Check List	69
Chain of Custody	Appended

Client: ERM

Work Order: 22020188

Client Project: Champaign GW

Report Date: 11-Feb-22

Abbr Definition

* Analytes on report marked with an asterisk are not NELAP accredited

CCV Continuing calibration verification is a check of a standard to determine the state of calibration of an instrument between recalibration.

CRQL A Client Requested Quantitation Limit is a reporting limit that varies according to customer request. The CRQL may not be less than the MDL.

DF Dilution factor is the dilution performed during analysis only and does not take into account any dilutions made during sample preparation. The reported result is final and includes all dilution factors.

DNI Did not ignite

DUP Laboratory duplicate is a replicate aliquot prepared under the same laboratory conditions and independently analyzed to obtain a measure of precision.

ICV Initial calibration verification is a check of a standard to determine the state of calibration of an instrument before sample analysis is initiated.

IDPH IL Dept. of Public Health

LCS Laboratory control sample is a sample matrix, free from the analytes of interest, spiked with verified known amounts of analytes and analyzed exactly like a sample to establish intra-laboratory or analyst specific precision and bias or to assess the performance of all or a portion of the measurement system.

LCSD Laboratory control sample duplicate is a replicate laboratory control sample that is prepared and analyzed in order to determine the precision of the approved test method. The acceptable recovery range is listed in the QC Package (provided upon request).

MBLK Method blank is a sample of a matrix similar to the batch of associated sample (when available) that is free from the analytes of interest and is processed simultaneously with and under the same conditions as samples through all steps of the analytical procedures, and in which no target analytes or interferences should present at concentrations that impact the analytical results for sample analyses.

MDL "The method detection limit is defined as the minimum measured concentration of a substance that can be reported with 99% confidence that the measured concentration is distinguishable from method blank results."

MS Matrix spike is an aliquot of matrix fortified (spiked) with known quantities of specific analytes that is subjected to the entire analytical procedures in order to determine the effect of the matrix on an approved test method's recovery system. The acceptable recovery range is listed in the QC Package (provided upon request).

MSD Matrix spike duplicate means a replicate matrix spike that is prepared and analyzed in order to determine the precision of the approved test method. The acceptable recovery range is listed in the QC Package (provided upon request).

MW Molecular weight

NC Data is not acceptable for compliance purposes

ND Not Detected at the Reporting Limit

NELAP NELAP Accredited

PQL Practical quantitation limit means the lowest level that can be reliably achieved within specified limits of precision and accuracy during routine laboratory operation conditions.

RL The reporting limit the lowest level that the data is displayed in the final report. The reporting limit may vary according to customer request or sample dilution. The reporting limit may not be less than the MDL.

RPD Relative percent difference is a calculated difference between two recoveries (ie. MS/MSD). The acceptable recovery limit is listed in the QC Package (provided upon request).

SPK The spike is a known mass of target analyte added to a blank sample or sub-sample; used to determine recovery deficiency or for other quality control purposes.

Surr Surrogates are compounds which are similar to the analytes of interest in chemical composition and behavior in the analytical process, but which are not normally found in environmental samples.

TIC Tentatively identified compound: Analytes tentatively identified in the sample by using a library search. Only results not in the calibration standard will be reported as tentatively identified compounds. Results for tentatively identified compounds that are not present in the calibration standard, but are assigned a specific chemical name based upon the library search, are calculated using total peak areas from reconstructed ion chromatograms and a response factor of one. The nearest Internal Standard is used for the calculation. The results of any TICs must be considered estimated, and are flagged with a "T". If the estimated result is above the calibration range it is flagged "ET"

TNTC Too numerous to count (> 200 CFU)

Client: ERM

Work Order: 22020188

Client Project: Champaign GW

Report Date: 11-Feb-22

Qualifiers

- # - Unknown hydrocarbon
- C - RL shown is a Client Requested Quantitation Limit
- H - Holding times exceeded
- J - Analyte detected below quantitation limits
- ND - Not Detected at the Reporting Limit
- S - Spike Recovery outside recovery limits
- X - Value exceeds Maximum Contaminant Level
- B - Analyte detected in associated Method Blank
- E - Value above quantitation range
- I - Associated internal standard was outside method criteria
- M - Manual Integration used to determine area response
- R - RPD outside accepted recovery limits
- T - TIC(Tentatively identified compound)



Case Narrative

<http://www.teklabinc.com/>

Client: ERM

Work Order: 22020188

Client Project: Champaign GW

Report Date: 11-Feb-22

Cooler Receipt Temp: 5.2 °C

Locations

Collinsville

Address 5445 Horseshoe Lake Road
Collinsville, IL 62234-7425

Phone (618) 344-1004

Fax (618) 344-1005

Email jhriley@teklabinc.com

Collinsville Air

Address 5445 Horseshoe Lake Road
Collinsville, IL 62234-7425

Phone (618) 344-1004

Fax (618) 344-1005

Email EHurley@teklabinc.com

Springfield

Address 3920 Pintail Dr
Springfield, IL 62711-9415

Phone (217) 698-1004

Fax (217) 698-1005

Email KKlostermann@teklabinc.com

Chicago

Address 1319 Butterfield Rd.
Downers Grove, IL 60515

Phone (630) 324-6855

Fax

Email arenner@teklabinc.com

Kansas City

Address 8421 Nieman Road
Lenexa, KS 66214

Phone (913) 541-1998

Fax (913) 541-1998

Email jhriley@teklabinc.com



Accreditations

<http://www.teklabinc.com/>

Client: ERM

Work Order: 22020188

Client Project: Champaign GW

Report Date: 11-Feb-22

State	Dept	Cert #	NELAP	Exp Date	Lab
Illinois	IEPA	100226	NELAP	1/31/2023	Collinsville
Kansas	KDHE	E-10374	NELAP	4/30/2022	Collinsville
Louisiana	LDEQ	05002	NELAP	6/30/2022	Collinsville
Louisiana	LDEQ	05003	NELAP	6/30/2022	Collinsville
Oklahoma	ODEQ	9978	NELAP	8/31/2022	Collinsville
Arkansas	ADEQ	88-0966		3/14/2022	Collinsville
Illinois	IDPH	17584		5/31/2023	Collinsville
Kentucky	UST	0073		1/31/2023	Collinsville
Missouri	MDNR	00930		5/31/2023	Collinsville
Missouri	MDNR	930		1/31/2025	Collinsville



Laboratory Results

<http://www.teklabinc.com/>

Client: ERM
 Client Project: Champaign GW
 Lab ID: 22020188-001
 Matrix: GROUNDWATER

Work Order: 22020188
 Report Date: 11-Feb-22
 Client Sample ID: UMW-102-WG-20220131
 Collection Date: 01/31/2022 13:45

Analyses	Certification	RL	Qual	Result	Units	DF	Date Analyzed	Batch
SW-846 9012A (TOTAL)								
Cyanide	NELAP	0.005		< 0.005	mg/L	1	02/08/2022 11:36	187456
SW-846 3005A, 6010B, METALS BY ICP (TOTAL)								
Arsenic	NELAP	0.0250		< 0.0250	mg/L	1	02/04/2022 17:18	187404
Barium	NELAP	0.0025		0.0678	mg/L	1	02/04/2022 17:18	187404
Cadmium	NELAP	0.0020		< 0.0020	mg/L	1	02/04/2022 17:18	187404
Chromium	NELAP	0.0050		< 0.0050	mg/L	1	02/04/2022 17:18	187404
Lead	NELAP	0.0075		< 0.0075	mg/L	1	02/04/2022 17:18	187404
Selenium	NELAP	0.0400		< 0.0400	mg/L	1	02/04/2022 17:18	187404
Silver	NELAP	0.0070		< 0.0070	mg/L	1	02/04/2022 17:18	187404
SW-846 7470A (TOTAL)								
Mercury	NELAP	0.00020		< 0.00020	mg/L	1	02/04/2022 12:19	187401
SW-846 3510C,8270C, SEMI-VOLATILE ORGANIC COMPOUNDS								
Acenaphthene	NELAP	0.000100		ND	mg/L	1	02/07/2022 19:16	187475
Acenaphthylene	NELAP	0.000100		ND	mg/L	1	02/07/2022 19:16	187475
Anthracene	NELAP	0.000300		ND	mg/L	1	02/07/2022 19:16	187475
Benzo(a)anthracene	NELAP	0.000100		ND	mg/L	1	02/07/2022 19:16	187475
Benzo(a)pyrene	NELAP	0.000200		ND	mg/L	1	02/07/2022 19:16	187475
Benzo(b)fluoranthene	NELAP	0.000100		ND	mg/L	1	02/07/2022 19:16	187475
Benzo(g,h,i)perylene	NELAP	0.000200		ND	mg/L	1	02/07/2022 19:16	187475
Benzo(k)fluoranthene	NELAP	0.000100		ND	mg/L	1	02/07/2022 19:16	187475
Chrysene	NELAP	0.000100		ND	mg/L	1	02/07/2022 19:16	187475
Dibenzo(a,h)anthracene	NELAP	0.000200		ND	mg/L	1	02/07/2022 19:16	187475
Fluoranthene	NELAP	0.000300		ND	mg/L	1	02/07/2022 19:16	187475
Fluorene	NELAP	0.000200		ND	mg/L	1	02/07/2022 19:16	187475
Indeno(1,2,3-cd)pyrene	NELAP	0.000200		ND	mg/L	1	02/07/2022 19:16	187475
Naphthalene	NELAP	0.000400		ND	mg/L	1	02/07/2022 19:16	187475
Phenanthrene	NELAP	0.000600		ND	mg/L	1	02/07/2022 19:16	187475
Pyrene	NELAP	0.000200		ND	mg/L	1	02/07/2022 19:16	187475
Surr: 2-Fluorobiphenyl	*	21.4-142		87.0	%REC	1	02/07/2022 19:16	187475
Surr: Nitrobenzene-d5	*	15-163		73.0	%REC	1	02/07/2022 19:16	187475
Surr: p-Terphenyl-d14	*	10-173		98.3	%REC	1	02/07/2022 19:16	187475
SW-846 5030, 8260B, VOLATILE ORGANIC COMPOUNDS BY GC/MS								
Benzene	NELAP	0.5		ND	µg/L	1	02/04/2022 9:03	187428
Ethylbenzene	NELAP	2.0		ND	µg/L	1	02/04/2022 9:03	187428
Toluene	NELAP	2.0		ND	µg/L	1	02/04/2022 9:03	187428
Xylenes, Total	NELAP	4.0		ND	µg/L	1	02/04/2022 9:03	187428
Surr: 1,2-Dichloroethane-d4	*	80-120		92.5	%REC	1	02/04/2022 9:03	187428
Surr: 4-Bromofluorobenzene	*	80-120		99.8	%REC	1	02/04/2022 9:03	187428
Surr: Dibromofluoromethane	*	80-120		95.3	%REC	1	02/04/2022 9:03	187428
Surr: Toluene-d8	*	80-120		99.3	%REC	1	02/04/2022 9:03	187428



Laboratory Results

<http://www.teklabinc.com/>

Client: ERM
 Client Project: Champaign GW
 Lab ID: 22020188-002
 Matrix: GROUNDWATER

Work Order: 22020188
 Report Date: 11-Feb-22
 Client Sample ID: UMW-105-WG-20220201
 Collection Date: 02/01/2022 14:10

Analyses	Certification	RL	Qual	Result	Units	DF	Date Analyzed	Batch
SW-846 9012A (TOTAL)								
Cyanide	NELAP	0.005		0.039	mg/L	1	02/08/2022 11:40	187456
SW-846 3005A, 6010B, METALS BY ICP (TOTAL)								
Arsenic	NELAP	0.0250		< 0.0250	mg/L	1	02/04/2022 17:22	187404
Barium	NELAP	0.0025		0.0508	mg/L	1	02/04/2022 17:22	187404
Cadmium	NELAP	0.0020		< 0.0020	mg/L	1	02/04/2022 17:22	187404
Chromium	NELAP	0.0050		< 0.0050	mg/L	1	02/04/2022 17:22	187404
Lead	NELAP	0.0075		< 0.0075	mg/L	1	02/04/2022 17:22	187404
Selenium	NELAP	0.0400		< 0.0400	mg/L	1	02/04/2022 17:22	187404
Silver	NELAP	0.0070		< 0.0070	mg/L	1	02/04/2022 17:22	187404
SW-846 7470A (TOTAL)								
Mercury	NELAP	0.00020		< 0.00020	mg/L	1	02/04/2022 12:22	187401
SW-846 3510C,8270C, SEMI-VOLATILE ORGANIC COMPOUNDS								
Acenaphthene	NELAP	0.000100		ND	mg/L	1	02/08/2022 10:17	187475
Acenaphthylene	NELAP	0.000100		ND	mg/L	1	02/08/2022 10:17	187475
Anthracene	NELAP	0.000300		ND	mg/L	1	02/08/2022 10:17	187475
Benzo(a)anthracene	NELAP	0.000100		ND	mg/L	1	02/08/2022 10:17	187475
Benzo(a)pyrene	NELAP	0.000200		ND	mg/L	1	02/08/2022 10:17	187475
Benzo(b)fluoranthene	NELAP	0.000100		ND	mg/L	1	02/08/2022 10:17	187475
Benzo(g,h,i)perylene	NELAP	0.000200		ND	mg/L	1	02/08/2022 10:17	187475
Benzo(k)fluoranthene	NELAP	0.000100		ND	mg/L	1	02/08/2022 10:17	187475
Chrysene	NELAP	0.000100		ND	mg/L	1	02/08/2022 10:17	187475
Dibenzo(a,h)anthracene	NELAP	0.000200		ND	mg/L	1	02/08/2022 10:17	187475
Fluoranthene	NELAP	0.000300		ND	mg/L	1	02/08/2022 10:17	187475
Fluorene	NELAP	0.000200		ND	mg/L	1	02/08/2022 10:17	187475
Indeno(1,2,3-cd)pyrene	NELAP	0.000200		ND	mg/L	1	02/08/2022 10:17	187475
Naphthalene	NELAP	0.000400		ND	mg/L	1	02/08/2022 10:17	187475
Phenanthrene	NELAP	0.000600		ND	mg/L	1	02/08/2022 10:17	187475
Pyrene	NELAP	0.000200		ND	mg/L	1	02/08/2022 10:17	187475
Surr: 2-Fluorobiphenyl	*	21.4-142		96.7	%REC	1	02/08/2022 10:17	187475
Surr: Nitrobenzene-d5	*	15-163		82.9	%REC	1	02/08/2022 10:17	187475
Surr: p-Terphenyl-d14	*	10-173		104.5	%REC	1	02/08/2022 10:17	187475
SW-846 5030, 8260B, VOLATILE ORGANIC COMPOUNDS BY GC/MS								
Benzene	NELAP	0.5		ND	µg/L	1	02/04/2022 9:27	187428
Ethylbenzene	NELAP	2.0		ND	µg/L	1	02/04/2022 9:27	187428
Toluene	NELAP	2.0		ND	µg/L	1	02/04/2022 9:27	187428
Xylenes, Total	NELAP	4.0		ND	µg/L	1	02/04/2022 9:27	187428
Surr: 1,2-Dichloroethane-d4	*	80-120		94.2	%REC	1	02/04/2022 9:27	187428
Surr: 4-Bromofluorobenzene	*	80-120		99.8	%REC	1	02/04/2022 9:27	187428
Surr: Dibromofluoromethane	*	80-120		94.7	%REC	1	02/04/2022 9:27	187428
Surr: Toluene-d8	*	80-120		99.6	%REC	1	02/04/2022 9:27	187428



Laboratory Results

<http://www.teklabinc.com/>

Client: ERM
 Client Project: Champaign GW
 Lab ID: 22020188-003
 Matrix: GROUNDWATER

Work Order: 22020188
 Report Date: 11-Feb-22
 Client Sample ID: UMW-106R-WG-20220201
 Collection Date: 02/01/2022 8:25

Analyses	Certification	RL	Qual	Result	Units	DF	Date Analyzed	Batch
SW-846 9012A (TOTAL)								
Cyanide	NELAP	0.005		0.014	mg/L	1	02/08/2022 11:44	187456
SW-846 3005A, 6010B, METALS BY ICP (TOTAL)								
Arsenic	NELAP	0.0250		< 0.0250	mg/L	1	02/04/2022 17:26	187404
Barium	NELAP	0.0025		0.0970	mg/L	1	02/04/2022 17:26	187404
Cadmium	NELAP	0.0020		< 0.0020	mg/L	1	02/04/2022 17:26	187404
Chromium	NELAP	0.0050		< 0.0050	mg/L	1	02/04/2022 17:26	187404
Lead	NELAP	0.0075		< 0.0075	mg/L	1	02/04/2022 17:26	187404
Selenium	NELAP	0.0400		< 0.0400	mg/L	1	02/04/2022 17:26	187404
Silver	NELAP	0.0070		< 0.0070	mg/L	1	02/04/2022 17:26	187404
SW-846 7470A (TOTAL)								
Mercury	NELAP	0.00020		< 0.00020	mg/L	1	02/04/2022 12:24	187401
SW-846 3510C,8270C, SEMI-VOLATILE ORGANIC COMPOUNDS								
Acenaphthene	NELAP	0.000100		ND	mg/L	1	02/08/2022 10:58	187475
Acenaphthylene	NELAP	0.000100		ND	mg/L	1	02/08/2022 10:58	187475
Anthracene	NELAP	0.000300		ND	mg/L	1	02/08/2022 10:58	187475
Benzo(a)anthracene	NELAP	0.000100		ND	mg/L	1	02/08/2022 10:58	187475
Benzo(a)pyrene	NELAP	0.000200		ND	mg/L	1	02/08/2022 10:58	187475
Benzo(b)fluoranthene	NELAP	0.000100		ND	mg/L	1	02/08/2022 10:58	187475
Benzo(g,h,i)perylene	NELAP	0.000200		ND	mg/L	1	02/08/2022 10:58	187475
Benzo(k)fluoranthene	NELAP	0.000100		ND	mg/L	1	02/08/2022 10:58	187475
Chrysene	NELAP	0.000100		ND	mg/L	1	02/08/2022 10:58	187475
Dibenzo(a,h)anthracene	NELAP	0.000200		ND	mg/L	1	02/08/2022 10:58	187475
Fluoranthene	NELAP	0.000300		ND	mg/L	1	02/08/2022 10:58	187475
Fluorene	NELAP	0.000200		ND	mg/L	1	02/08/2022 10:58	187475
Indeno(1,2,3-cd)pyrene	NELAP	0.000200		ND	mg/L	1	02/08/2022 10:58	187475
Naphthalene	NELAP	0.000400		ND	mg/L	1	02/08/2022 10:58	187475
Phenanthrene	NELAP	0.000600		ND	mg/L	1	02/08/2022 10:58	187475
Pyrene	NELAP	0.000200		ND	mg/L	1	02/08/2022 10:58	187475
Surr: 2-Fluorobiphenyl	*	21.4-142		85.1	%REC	1	02/08/2022 10:58	187475
Surr: Nitrobenzene-d5	*	15-163		80.6	%REC	1	02/08/2022 10:58	187475
Surr: p-Terphenyl-d14	*	10-173		92.2	%REC	1	02/08/2022 10:58	187475
SW-846 5030, 8260B, VOLATILE ORGANIC COMPOUNDS BY GC/MS								
Benzene	NELAP	0.5		ND	µg/L	1	02/04/2022 9:51	187428
Ethylbenzene	NELAP	2.0		ND	µg/L	1	02/04/2022 9:51	187428
Toluene	NELAP	2.0		ND	µg/L	1	02/04/2022 9:51	187428
Xylenes, Total	NELAP	4.0		ND	µg/L	1	02/04/2022 9:51	187428
Surr: 1,2-Dichloroethane-d4	*	80-120		94.2	%REC	1	02/04/2022 9:51	187428
Surr: 4-Bromofluorobenzene	*	80-120		99.7	%REC	1	02/04/2022 9:51	187428
Surr: Dibromofluoromethane	*	80-120		95.5	%REC	1	02/04/2022 9:51	187428
Surr: Toluene-d8	*	80-120		98.0	%REC	1	02/04/2022 9:51	187428



Laboratory Results

<http://www.teklabinc.com/>

Client: ERM
 Client Project: Champaign GW
 Lab ID: 22020188-004
 Matrix: GROUNDWATER

Work Order: 22020188
 Report Date: 11-Feb-22
 Client Sample ID: UMW-109-WG-20220201
 Collection Date: 02/01/2022 8:10

Analyses	Certification	RL	Qual	Result	Units	DF	Date Analyzed	Batch
SW-846 9012A (TOTAL)								
Cyanide	NELAP	0.005		0.017	mg/L	1	02/08/2022 11:48	187456
SW-846 3005A, 6010B, METALS BY ICP (TOTAL)								
Arsenic	NELAP	0.0250		< 0.0250	mg/L	1	02/04/2022 17:29	187404
Barium	NELAP	0.0025		0.0980	mg/L	1	02/04/2022 17:29	187404
Cadmium	NELAP	0.0020		< 0.0020	mg/L	1	02/04/2022 17:29	187404
Chromium	NELAP	0.0050		0.0842	mg/L	1	02/04/2022 17:29	187404
Lead	NELAP	0.0075		< 0.0075	mg/L	1	02/04/2022 17:29	187404
Selenium	NELAP	0.0400		< 0.0400	mg/L	1	02/04/2022 17:29	187404
Silver	NELAP	0.0070		< 0.0070	mg/L	1	02/04/2022 17:29	187404
SW-846 7470A (TOTAL)								
Mercury	NELAP	0.00020		< 0.00020	mg/L	1	02/04/2022 12:31	187401
SW-846 3510C,8270C, SEMI-VOLATILE ORGANIC COMPOUNDS								
Acenaphthene	NELAP	0.000100		ND	mg/L	1	02/08/2022 11:39	187475
Acenaphthylene	NELAP	0.000100		ND	mg/L	1	02/08/2022 11:39	187475
Anthracene	NELAP	0.000300		ND	mg/L	1	02/08/2022 11:39	187475
Benzo(a)anthracene	NELAP	0.000100		ND	mg/L	1	02/08/2022 11:39	187475
Benzo(a)pyrene	NELAP	0.000200		ND	mg/L	1	02/08/2022 11:39	187475
Benzo(b)fluoranthene	NELAP	0.000100		ND	mg/L	1	02/08/2022 11:39	187475
Benzo(g,h,i)perylene	NELAP	0.000200		ND	mg/L	1	02/08/2022 11:39	187475
Benzo(k)fluoranthene	NELAP	0.000100		ND	mg/L	1	02/08/2022 11:39	187475
Chrysene	NELAP	0.000100		ND	mg/L	1	02/08/2022 11:39	187475
Dibenzo(a,h)anthracene	NELAP	0.000200		ND	mg/L	1	02/08/2022 11:39	187475
Fluoranthene	NELAP	0.000300		ND	mg/L	1	02/08/2022 11:39	187475
Fluorene	NELAP	0.000200		ND	mg/L	1	02/08/2022 11:39	187475
Indeno(1,2,3-cd)pyrene	NELAP	0.000200		ND	mg/L	1	02/08/2022 11:39	187475
Naphthalene	NELAP	0.000400		ND	mg/L	1	02/08/2022 11:39	187475
Phenanthrene	NELAP	0.000600		ND	mg/L	1	02/08/2022 11:39	187475
Pyrene	NELAP	0.000200		ND	mg/L	1	02/08/2022 11:39	187475
Surr: 2-Fluorobiphenyl	*	21.4-142		76.7	%REC	1	02/08/2022 11:39	187475
Surr: Nitrobenzene-d5	*	15-163		79.3	%REC	1	02/08/2022 11:39	187475
Surr: p-Terphenyl-d14	*	10-173		96.8	%REC	1	02/08/2022 11:39	187475
SW-846 5030, 8260B, VOLATILE ORGANIC COMPOUNDS BY GC/MS								
Benzene	NELAP	0.5		ND	µg/L	1	02/04/2022 10:14	187428
Ethylbenzene	NELAP	2.0		ND	µg/L	1	02/04/2022 10:14	187428
Toluene	NELAP	2.0		ND	µg/L	1	02/04/2022 10:14	187428
Xylenes, Total	NELAP	4.0		ND	µg/L	1	02/04/2022 10:14	187428
Surr: 1,2-Dichloroethane-d4	*	80-120		93.9	%REC	1	02/04/2022 10:14	187428
Surr: 4-Bromofluorobenzene	*	80-120		99.5	%REC	1	02/04/2022 10:14	187428
Surr: Dibromofluoromethane	*	80-120		94.8	%REC	1	02/04/2022 10:14	187428
Surr: Toluene-d8	*	80-120		98.9	%REC	1	02/04/2022 10:14	187428



Laboratory Results

<http://www.teklabinc.com/>

Client: ERM
 Client Project: Champaign GW
 Lab ID: 22020188-005
 Matrix: GROUNDWATER

Work Order: 22020188
 Report Date: 11-Feb-22
 Client Sample ID: UMW-111A-WG-20220131
 Collection Date: 01/31/2022 16:55

Analyses	Certification	RL	Qual	Result	Units	DF	Date Analyzed	Batch
SW-846 9012A (TOTAL)								
Cyanide	NELAP	0.005		< 0.005	mg/L	1	02/08/2022 11:53	187456
SW-846 3005A, 6010B, METALS BY ICP (TOTAL)								
Arsenic	NELAP	0.0250		< 0.0250	mg/L	1	02/04/2022 17:33	187404
Barium	NELAP	0.0025		0.0531	mg/L	1	02/04/2022 17:33	187404
Cadmium	NELAP	0.0020		< 0.0020	mg/L	1	02/04/2022 17:33	187404
Chromium	NELAP	0.0050		< 0.0050	mg/L	1	02/04/2022 17:33	187404
Lead	NELAP	0.0075		< 0.0075	mg/L	1	02/04/2022 17:33	187404
Selenium	NELAP	0.0400		< 0.0400	mg/L	1	02/04/2022 17:33	187404
Silver	NELAP	0.0070		< 0.0070	mg/L	1	02/04/2022 17:33	187404
SW-846 7470A (TOTAL)								
Mercury	NELAP	0.00020		< 0.00020	mg/L	1	02/04/2022 12:33	187401
SW-846 3510C,8270C, SEMI-VOLATILE ORGANIC COMPOUNDS								
Acenaphthene	NELAP	0.000100		ND	mg/L	1	02/07/2022 19:59	187475
Acenaphthylene	NELAP	0.000100		ND	mg/L	1	02/07/2022 19:59	187475
Anthracene	NELAP	0.000300		ND	mg/L	1	02/07/2022 19:59	187475
Benzo(a)anthracene	NELAP	0.000100		ND	mg/L	1	02/07/2022 19:59	187475
Benzo(a)pyrene	NELAP	0.000200		ND	mg/L	1	02/07/2022 19:59	187475
Benzo(b)fluoranthene	NELAP	0.000100		ND	mg/L	1	02/07/2022 19:59	187475
Benzo(g,h,i)perylene	NELAP	0.000200		ND	mg/L	1	02/07/2022 19:59	187475
Benzo(k)fluoranthene	NELAP	0.000100		ND	mg/L	1	02/07/2022 19:59	187475
Chrysene	NELAP	0.000100		ND	mg/L	1	02/07/2022 19:59	187475
Dibenzo(a,h)anthracene	NELAP	0.000200		ND	mg/L	1	02/07/2022 19:59	187475
Fluoranthene	NELAP	0.000300		ND	mg/L	1	02/07/2022 19:59	187475
Fluorene	NELAP	0.000200		ND	mg/L	1	02/07/2022 19:59	187475
Indeno(1,2,3-cd)pyrene	NELAP	0.000200		ND	mg/L	1	02/07/2022 19:59	187475
Naphthalene	NELAP	0.000400		ND	mg/L	1	02/07/2022 19:59	187475
Phenanthrene	NELAP	0.000600		ND	mg/L	1	02/07/2022 19:59	187475
Pyrene	NELAP	0.000200		ND	mg/L	1	02/07/2022 19:59	187475
Surr: 2-Fluorobiphenyl	*	21.4-142		82.9	%REC	1	02/07/2022 19:59	187475
Surr: Nitrobenzene-d5	*	15-163		70.0	%REC	1	02/07/2022 19:59	187475
Surr: p-Terphenyl-d14	*	10-173		95.7	%REC	1	02/07/2022 19:59	187475
SW-846 5030, 8260B, VOLATILE ORGANIC COMPOUNDS BY GC/MS								
Benzene	NELAP	0.5		ND	µg/L	1	02/04/2022 10:38	187428
Ethylbenzene	NELAP	2.0		ND	µg/L	1	02/04/2022 10:38	187428
Toluene	NELAP	2.0		ND	µg/L	1	02/04/2022 10:38	187428
Xylenes, Total	NELAP	4.0		ND	µg/L	1	02/04/2022 10:38	187428
Surr: 1,2-Dichloroethane-d4	*	80-120		94.8	%REC	1	02/04/2022 10:38	187428
Surr: 4-Bromofluorobenzene	*	80-120		101.3	%REC	1	02/04/2022 10:38	187428
Surr: Dibromofluoromethane	*	80-120		94.2	%REC	1	02/04/2022 10:38	187428
Surr: Toluene-d8	*	80-120		98.5	%REC	1	02/04/2022 10:38	187428



Laboratory Results

<http://www.teklabinc.com/>

Client: ERM

Work Order: 22020188

Client Project: Champaign GW

Report Date: 11-Feb-22

Lab ID: 22020188-006

Client Sample ID: UMW-116-WG-20220201

Matrix: GROUNDWATER

Collection Date: 02/01/2022 10:35

Analyses	Certification	RL	Qual	Result	Units	DF	Date Analyzed	Batch
SW-846 9012A (TOTAL)								
Cyanide	NELAP	0.005		< 0.005	mg/L	1	02/08/2022 11:57	187456
SW-846 3005A, 6010B, METALS BY ICP (TOTAL)								
Arsenic	NELAP	0.0250		< 0.0250	mg/L	1	02/04/2022 17:37	187404
Barium	NELAP	0.0025		0.0875	mg/L	1	02/04/2022 17:37	187404
Cadmium	NELAP	0.0020		< 0.0020	mg/L	1	02/04/2022 17:37	187404
Chromium	NELAP	0.0050		0.0307	mg/L	1	02/04/2022 17:37	187404
Lead	NELAP	0.0075		< 0.0075	mg/L	1	02/04/2022 17:37	187404
Selenium	NELAP	0.0400		< 0.0400	mg/L	1	02/04/2022 17:37	187404
Silver	NELAP	0.0070		< 0.0070	mg/L	1	02/04/2022 17:37	187404
SW-846 7470A (TOTAL)								
Mercury	NELAP	0.00020		< 0.00020	mg/L	1	02/04/2022 12:35	187401
SW-846 3510C,8270C, SEMI-VOLATILE ORGANIC COMPOUNDS								
Acenaphthene	NELAP	0.000100		ND	mg/L	1	02/08/2022 12:23	187475
Acenaphthylene	NELAP	0.000100		ND	mg/L	1	02/08/2022 12:23	187475
Anthracene	NELAP	0.000300		ND	mg/L	1	02/08/2022 12:23	187475
Benzo(a)anthracene	NELAP	0.000100		ND	mg/L	1	02/08/2022 12:23	187475
Benzo(a)pyrene	NELAP	0.000200		ND	mg/L	1	02/08/2022 12:23	187475
Benzo(b)fluoranthene	NELAP	0.000100		ND	mg/L	1	02/08/2022 12:23	187475
Benzo(g,h,i)perylene	NELAP	0.000200		ND	mg/L	1	02/08/2022 12:23	187475
Benzo(k)fluoranthene	NELAP	0.000100		ND	mg/L	1	02/08/2022 12:23	187475
Chrysene	NELAP	0.000100		ND	mg/L	1	02/08/2022 12:23	187475
Dibenzo(a,h)anthracene	NELAP	0.000200		ND	mg/L	1	02/08/2022 12:23	187475
Fluoranthene	NELAP	0.000300		ND	mg/L	1	02/08/2022 12:23	187475
Fluorene	NELAP	0.000200		ND	mg/L	1	02/08/2022 12:23	187475
Indeno(1,2,3-cd)pyrene	NELAP	0.000200		ND	mg/L	1	02/08/2022 12:23	187475
Naphthalene	NELAP	0.000400		ND	mg/L	1	02/08/2022 12:23	187475
Phenanthrene	NELAP	0.000600		ND	mg/L	1	02/08/2022 12:23	187475
Pyrene	NELAP	0.000200		ND	mg/L	1	02/08/2022 12:23	187475
Surr: 2-Fluorobiphenyl	*	21.4-142		81.1	%REC	1	02/08/2022 12:23	187475
Surr: Nitrobenzene-d5	*	15-163		80.3	%REC	1	02/08/2022 12:23	187475
Surr: p-Terphenyl-d14	*	10-173		85.8	%REC	1	02/08/2022 12:23	187475
SW-846 5030, 8260B, VOLATILE ORGANIC COMPOUNDS BY GC/MS								
Benzene	NELAP	0.5		ND	µg/L	1	02/04/2022 11:01	187428
Ethylbenzene	NELAP	2.0		ND	µg/L	1	02/04/2022 11:01	187428
Toluene	NELAP	2.0		ND	µg/L	1	02/04/2022 11:01	187428
Xylenes, Total	NELAP	4.0		ND	µg/L	1	02/04/2022 11:01	187428
Surr: 1,2-Dichloroethane-d4	*	80-120		95.4	%REC	1	02/04/2022 11:01	187428
Surr: 4-Bromofluorobenzene	*	80-120		100.9	%REC	1	02/04/2022 11:01	187428
Surr: Dibromofluoromethane	*	80-120		94.8	%REC	1	02/04/2022 11:01	187428
Surr: Toluene-d8	*	80-120		98.3	%REC	1	02/04/2022 11:01	187428



Laboratory Results

<http://www.teklabinc.com/>

Client: ERM

Work Order: 22020188

Client Project: Champaign GW

Report Date: 11-Feb-22

Lab ID: 22020188-007

Client Sample ID: UMW-118-WG-20220201

Matrix: GROUNDWATER

Collection Date: 02/01/2022 9:30

Analyses	Certification	RL	Qual	Result	Units	DF	Date Analyzed	Batch
SW-846 9012A (TOTAL)								
Cyanide	NELAP	0.005		0.024	mg/L	1	02/08/2022 12:01	187456
SW-846 3005A, 6010B, METALS BY ICP (TOTAL)								
Arsenic	NELAP	0.0250		< 0.0250	mg/L	1	02/04/2022 17:40	187404
Barium	NELAP	0.0025		0.133	mg/L	1	02/04/2022 17:40	187404
Cadmium	NELAP	0.0020		< 0.0020	mg/L	1	02/04/2022 17:40	187404
Chromium	NELAP	0.0050		< 0.0050	mg/L	1	02/04/2022 17:40	187404
Lead	NELAP	0.0075		< 0.0075	mg/L	1	02/04/2022 17:40	187404
Selenium	NELAP	0.0400		< 0.0400	mg/L	1	02/04/2022 17:40	187404
Silver	NELAP	0.0070		< 0.0070	mg/L	1	02/04/2022 17:40	187404
SW-846 7470A (TOTAL)								
Mercury	NELAP	0.00020		< 0.00020	mg/L	1	02/04/2022 12:38	187401
SW-846 3510C,8270C, SEMI-VOLATILE ORGANIC COMPOUNDS								
Acenaphthene	NELAP	0.000100		ND	mg/L	1	02/08/2022 13:04	187475
Acenaphthylene	NELAP	0.000100		ND	mg/L	1	02/08/2022 13:04	187475
Anthracene	NELAP	0.000300		ND	mg/L	1	02/08/2022 13:04	187475
Benzo(a)anthracene	NELAP	0.000100		ND	mg/L	1	02/08/2022 13:04	187475
Benzo(a)pyrene	NELAP	0.000200		ND	mg/L	1	02/08/2022 13:04	187475
Benzo(b)fluoranthene	NELAP	0.000100		ND	mg/L	1	02/08/2022 13:04	187475
Benzo(g,h,i)perylene	NELAP	0.000200		ND	mg/L	1	02/08/2022 13:04	187475
Benzo(k)fluoranthene	NELAP	0.000100		ND	mg/L	1	02/08/2022 13:04	187475
Chrysene	NELAP	0.000100		ND	mg/L	1	02/08/2022 13:04	187475
Dibenzo(a,h)anthracene	NELAP	0.000200		ND	mg/L	1	02/08/2022 13:04	187475
Fluoranthene	NELAP	0.000300		ND	mg/L	1	02/08/2022 13:04	187475
Fluorene	NELAP	0.000200		ND	mg/L	1	02/08/2022 13:04	187475
Indeno(1,2,3-cd)pyrene	NELAP	0.000200		ND	mg/L	1	02/08/2022 13:04	187475
Naphthalene	NELAP	0.000400		ND	mg/L	1	02/08/2022 13:04	187475
Phenanthrene	NELAP	0.000600		ND	mg/L	1	02/08/2022 13:04	187475
Pyrene	NELAP	0.000200		ND	mg/L	1	02/08/2022 13:04	187475
Surr: 2-Fluorobiphenyl	*	21.4-142		84.7	%REC	1	02/08/2022 13:04	187475
Surr: Nitrobenzene-d5	*	15-163		76.6	%REC	1	02/08/2022 13:04	187475
Surr: p-Terphenyl-d14	*	10-173		89.5	%REC	1	02/08/2022 13:04	187475
SW-846 5030, 8260B, VOLATILE ORGANIC COMPOUNDS BY GC/MS								
Benzene	NELAP	0.5		ND	µg/L	1	02/04/2022 11:25	187428
Ethylbenzene	NELAP	2.0		ND	µg/L	1	02/04/2022 11:25	187428
Toluene	NELAP	2.0		ND	µg/L	1	02/04/2022 11:25	187428
Xylenes, Total	NELAP	4.0		ND	µg/L	1	02/04/2022 11:25	187428
Surr: 1,2-Dichloroethane-d4	*	80-120		94.9	%REC	1	02/04/2022 11:25	187428
Surr: 4-Bromofluorobenzene	*	80-120		100.9	%REC	1	02/04/2022 11:25	187428
Surr: Dibromofluoromethane	*	80-120		95.3	%REC	1	02/04/2022 11:25	187428
Surr: Toluene-d8	*	80-120		98.7	%REC	1	02/04/2022 11:25	187428



Laboratory Results

<http://www.teklabinc.com/>

Client: ERM

Work Order: 22020188

Client Project: Champaign GW

Report Date: 11-Feb-22

Lab ID: 22020188-008

Client Sample ID: UMW-119-WG-20220131

Matrix: GROUNDWATER

Collection Date: 01/31/2022 16:05

Analyses	Certification	RL	Qual	Result	Units	DF	Date Analyzed	Batch
SW-846 9012A (TOTAL)								
Cyanide	NELAP	0.005		0.030	mg/L	1	02/08/2022 12:06	187456
SW-846 3005A, 6010B, METALS BY ICP (TOTAL)								
Arsenic	NELAP	0.0250		< 0.0250	mg/L	1	02/04/2022 17:44	187404
Barium	NELAP	0.0025		0.0948	mg/L	1	02/04/2022 17:44	187404
Cadmium	NELAP	0.0020		< 0.0020	mg/L	1	02/04/2022 17:44	187404
Chromium	NELAP	0.0050		< 0.0050	mg/L	1	02/04/2022 17:44	187404
Lead	NELAP	0.0075		< 0.0075	mg/L	1	02/04/2022 17:44	187404
Selenium	NELAP	0.0400		< 0.0400	mg/L	1	02/04/2022 17:44	187404
Silver	NELAP	0.0070		< 0.0070	mg/L	1	02/04/2022 17:44	187404
SW-846 7470A (TOTAL)								
Mercury	NELAP	0.00020		< 0.00020	mg/L	1	02/04/2022 12:40	187401
SW-846 3510C,8270C, SEMI-VOLATILE ORGANIC COMPOUNDS								
Acenaphthene	NELAP	0.000100		ND	mg/L	1	02/07/2022 20:42	187475
Acenaphthylene	NELAP	0.000100		ND	mg/L	1	02/07/2022 20:42	187475
Anthracene	NELAP	0.000300		ND	mg/L	1	02/07/2022 20:42	187475
Benzo(a)anthracene	NELAP	0.000100		ND	mg/L	1	02/07/2022 20:42	187475
Benzo(a)pyrene	NELAP	0.000200		ND	mg/L	1	02/07/2022 20:42	187475
Benzo(b)fluoranthene	NELAP	0.000100		ND	mg/L	1	02/07/2022 20:42	187475
Benzo(g,h,i)perylene	NELAP	0.000200		ND	mg/L	1	02/07/2022 20:42	187475
Benzo(k)fluoranthene	NELAP	0.000100		ND	mg/L	1	02/07/2022 20:42	187475
Chrysene	NELAP	0.000100		ND	mg/L	1	02/07/2022 20:42	187475
Dibenzo(a,h)anthracene	NELAP	0.000200		ND	mg/L	1	02/07/2022 20:42	187475
Fluoranthene	NELAP	0.000300		ND	mg/L	1	02/07/2022 20:42	187475
Fluorene	NELAP	0.000200		ND	mg/L	1	02/07/2022 20:42	187475
Indeno(1,2,3-cd)pyrene	NELAP	0.000200		ND	mg/L	1	02/07/2022 20:42	187475
Naphthalene	NELAP	0.000400		ND	mg/L	1	02/07/2022 20:42	187475
Phenanthrene	NELAP	0.000600		ND	mg/L	1	02/07/2022 20:42	187475
Pyrene	NELAP	0.000200		ND	mg/L	1	02/07/2022 20:42	187475
Surr: 2-Fluorobiphenyl	*	21.4-142		85.7	%REC	1	02/07/2022 20:42	187475
Surr: Nitrobenzene-d5	*	15-163		73.2	%REC	1	02/07/2022 20:42	187475
Surr: p-Terphenyl-d14	*	10-173		101.9	%REC	1	02/07/2022 20:42	187475
SW-846 5030, 8260B, VOLATILE ORGANIC COMPOUNDS BY GC/MS								
Benzene	NELAP	0.5		ND	µg/L	1	02/04/2022 11:48	187428
Ethylbenzene	NELAP	2.0		ND	µg/L	1	02/04/2022 11:48	187428
Toluene	NELAP	2.0		ND	µg/L	1	02/04/2022 11:48	187428
Xylenes, Total	NELAP	4.0		ND	µg/L	1	02/04/2022 11:48	187428
Surr: 1,2-Dichloroethane-d4	*	80-120		94.3	%REC	1	02/04/2022 11:48	187428
Surr: 4-Bromofluorobenzene	*	80-120		100.8	%REC	1	02/04/2022 11:48	187428
Surr: Dibromofluoromethane	*	80-120		94.9	%REC	1	02/04/2022 11:48	187428
Surr: Toluene-d8	*	80-120		99.1	%REC	1	02/04/2022 11:48	187428



Laboratory Results

<http://www.teklabinc.com/>

Client: ERM
 Client Project: Champaign GW
 Lab ID: 22020188-009
 Matrix: GROUNDWATER

Work Order: 22020188
 Report Date: 11-Feb-22
 Client Sample ID: UMW-120-WG-20220131
 Collection Date: 01/31/2022 14:35

Analyses	Certification	RL	Qual	Result	Units	DF	Date Analyzed	Batch
SW-846 9012A (TOTAL)								
Cyanide	NELAP	0.005		< 0.005	mg/L	1	02/08/2022 12:10	187456
SW-846 3005A, 6010B, METALS BY ICP (TOTAL)								
Arsenic	NELAP	0.0250		< 0.0250	mg/L	1	02/04/2022 17:48	187404
Barium	NELAP	0.0025		0.0444	mg/L	1	02/04/2022 17:48	187404
Cadmium	NELAP	0.0020		< 0.0020	mg/L	1	02/04/2022 17:48	187404
Chromium	NELAP	0.0050		< 0.0050	mg/L	1	02/04/2022 17:48	187404
Lead	NELAP	0.0075		< 0.0075	mg/L	1	02/04/2022 17:48	187404
Selenium	NELAP	0.0400		< 0.0400	mg/L	1	02/04/2022 17:48	187404
Silver	NELAP	0.0070		< 0.0070	mg/L	1	02/04/2022 17:48	187404
SW-846 7470A (TOTAL)								
Mercury	NELAP	0.00020		< 0.00020	mg/L	1	02/04/2022 12:42	187401
SW-846 3510C,8270C, SEMI-VOLATILE ORGANIC COMPOUNDS								
Acenaphthene	NELAP	0.000100		ND	mg/L	1	02/07/2022 21:25	187475
Acenaphthylene	NELAP	0.000100		ND	mg/L	1	02/07/2022 21:25	187475
Anthracene	NELAP	0.000300		ND	mg/L	1	02/07/2022 21:25	187475
Benzo(a)anthracene	NELAP	0.000100		ND	mg/L	1	02/07/2022 21:25	187475
Benzo(a)pyrene	NELAP	0.000200		ND	mg/L	1	02/07/2022 21:25	187475
Benzo(b)fluoranthene	NELAP	0.000100		ND	mg/L	1	02/07/2022 21:25	187475
Benzo(g,h,i)perylene	NELAP	0.000200		ND	mg/L	1	02/07/2022 21:25	187475
Benzo(k)fluoranthene	NELAP	0.000100		ND	mg/L	1	02/07/2022 21:25	187475
Chrysene	NELAP	0.000100		ND	mg/L	1	02/07/2022 21:25	187475
Dibenzo(a,h)anthracene	NELAP	0.000200		ND	mg/L	1	02/07/2022 21:25	187475
Fluoranthene	NELAP	0.000300		ND	mg/L	1	02/07/2022 21:25	187475
Fluorene	NELAP	0.000200		ND	mg/L	1	02/07/2022 21:25	187475
Indeno(1,2,3-cd)pyrene	NELAP	0.000200		ND	mg/L	1	02/07/2022 21:25	187475
Naphthalene	NELAP	0.000400		ND	mg/L	1	02/07/2022 21:25	187475
Phenanthrene	NELAP	0.000600		ND	mg/L	1	02/07/2022 21:25	187475
Pyrene	NELAP	0.000200		ND	mg/L	1	02/07/2022 21:25	187475
Surr: 2-Fluorobiphenyl	*	21.4-142		85.8	%REC	1	02/07/2022 21:25	187475
Surr: Nitrobenzene-d5	*	15-163		75.5	%REC	1	02/07/2022 21:25	187475
Surr: p-Terphenyl-d14	*	10-173		97.2	%REC	1	02/07/2022 21:25	187475
SW-846 5030, 8260B, VOLATILE ORGANIC COMPOUNDS BY GC/MS								
Benzene	NELAP	0.5		ND	µg/L	1	02/04/2022 12:12	187428
Ethylbenzene	NELAP	2.0		ND	µg/L	1	02/04/2022 12:12	187428
Toluene	NELAP	2.0		ND	µg/L	1	02/04/2022 12:12	187428
Xylenes, Total	NELAP	4.0		ND	µg/L	1	02/04/2022 12:12	187428
Surr: 1,2-Dichloroethane-d4	*	80-120		95.2	%REC	1	02/04/2022 12:12	187428
Surr: 4-Bromofluorobenzene	*	80-120		100.8	%REC	1	02/04/2022 12:12	187428
Surr: Dibromofluoromethane	*	80-120		95.3	%REC	1	02/04/2022 12:12	187428
Surr: Toluene-d8	*	80-120		98.5	%REC	1	02/04/2022 12:12	187428



Laboratory Results

<http://www.teklabinc.com/>

Client: ERM
 Client Project: Champaign GW
 Lab ID: 22020188-010
 Matrix: GROUNDWATER

Work Order: 22020188
 Report Date: 11-Feb-22
 Client Sample ID: UMW-121-WG-20220201
 Collection Date: 02/01/2022 14:30

Analyses	Certification	RL	Qual	Result	Units	DF	Date Analyzed	Batch
SW-846 9012A (TOTAL)								
Cyanide	NELAP	0.025		0.060	mg/L	5	02/08/2022 13:41	187456
SW-846 3005A, 6010B, METALS BY ICP (TOTAL)								
Arsenic	NELAP	0.0250		< 0.0250	mg/L	1	02/04/2022 18:06	187404
Barium	NELAP	0.0025		0.123	mg/L	1	02/04/2022 18:06	187404
Cadmium	NELAP	0.0020		< 0.0020	mg/L	1	02/04/2022 18:06	187404
Chromium	NELAP	0.0050		< 0.0050	mg/L	1	02/04/2022 18:06	187404
Lead	NELAP	0.0075		< 0.0075	mg/L	1	02/04/2022 18:06	187404
Selenium	NELAP	0.0400		< 0.0400	mg/L	1	02/04/2022 18:06	187404
Silver	NELAP	0.0070		< 0.0070	mg/L	1	02/04/2022 18:06	187404
SW-846 7470A (TOTAL)								
Mercury	NELAP	0.00020		< 0.00020	mg/L	1	02/04/2022 12:49	187401
SW-846 3510C,8270C, SEMI-VOLATILE ORGANIC COMPOUNDS								
Acenaphthene	NELAP	0.000100		ND	mg/L	1	02/08/2022 13:46	187475
Acenaphthylene	NELAP	0.000100		ND	mg/L	1	02/08/2022 13:46	187475
Anthracene	NELAP	0.000300		ND	mg/L	1	02/08/2022 13:46	187475
Benzo(a)anthracene	NELAP	0.000100		ND	mg/L	1	02/08/2022 13:46	187475
Benzo(a)pyrene	NELAP	0.000200		ND	mg/L	1	02/08/2022 13:46	187475
Benzo(b)fluoranthene	NELAP	0.000100		ND	mg/L	1	02/08/2022 13:46	187475
Benzo(g,h,i)perylene	NELAP	0.000200		ND	mg/L	1	02/08/2022 13:46	187475
Benzo(k)fluoranthene	NELAP	0.000100		ND	mg/L	1	02/08/2022 13:46	187475
Chrysene	NELAP	0.000100		ND	mg/L	1	02/08/2022 13:46	187475
Dibenzo(a,h)anthracene	NELAP	0.000200		ND	mg/L	1	02/08/2022 13:46	187475
Fluoranthene	NELAP	0.000300		ND	mg/L	1	02/08/2022 13:46	187475
Fluorene	NELAP	0.000200		ND	mg/L	1	02/08/2022 13:46	187475
Indeno(1,2,3-cd)pyrene	NELAP	0.000200		ND	mg/L	1	02/08/2022 13:46	187475
Naphthalene	NELAP	0.000400		ND	mg/L	1	02/08/2022 13:46	187475
Phenanthrene	NELAP	0.000600		ND	mg/L	1	02/08/2022 13:46	187475
Pyrene	NELAP	0.000200		ND	mg/L	1	02/08/2022 13:46	187475
Surr: 2-Fluorobiphenyl	*	21.4-142		80.3	%REC	1	02/08/2022 13:46	187475
Surr: Nitrobenzene-d5	*	15-163		74.4	%REC	1	02/08/2022 13:46	187475
Surr: p-Terphenyl-d14	*	10-173		97.6	%REC	1	02/08/2022 13:46	187475
SW-846 5030, 8260B, VOLATILE ORGANIC COMPOUNDS BY GC/MS								
Benzene	NELAP	0.5		ND	µg/L	1	02/04/2022 12:35	187428
Ethylbenzene	NELAP	2.0		ND	µg/L	1	02/04/2022 12:35	187428
Toluene	NELAP	2.0		ND	µg/L	1	02/04/2022 12:35	187428
Xylenes, Total	NELAP	4.0		ND	µg/L	1	02/04/2022 12:35	187428
Surr: 1,2-Dichloroethane-d4	*	80-120		94.6	%REC	1	02/04/2022 12:35	187428
Surr: 4-Bromofluorobenzene	*	80-120		101.2	%REC	1	02/04/2022 12:35	187428
Surr: Dibromofluoromethane	*	80-120		95.0	%REC	1	02/04/2022 12:35	187428
Surr: Toluene-d8	*	80-120		98.4	%REC	1	02/04/2022 12:35	187428



Laboratory Results

<http://www.teklabinc.com/>

Client: ERM
 Client Project: Champaign GW
 Lab ID: 22020188-011
 Matrix: GROUNDWATER

Work Order: 22020188
 Report Date: 11-Feb-22
 Client Sample ID: UMW-122-WG-20220201
 Collection Date: 02/01/2022 9:30

Analyses	Certification	RL	Qual	Result	Units	DF	Date Analyzed	Batch
SW-846 9012A (TOTAL)								
Cyanide	NELAP	0.005		0.007	mg/L	1	02/08/2022 12:36	187456
SW-846 3005A, 6010B, METALS BY ICP (TOTAL)								
Arsenic	NELAP	0.0250		< 0.0250	mg/L	1	02/04/2022 18:10	187404
Barium	NELAP	0.0025		0.0369	mg/L	1	02/04/2022 18:10	187404
Cadmium	NELAP	0.0020		< 0.0020	mg/L	1	02/04/2022 18:10	187404
Chromium	NELAP	0.0050		< 0.0050	mg/L	1	02/04/2022 18:10	187404
Lead	NELAP	0.0075		< 0.0075	mg/L	1	02/04/2022 18:10	187404
Selenium	NELAP	0.0400		< 0.0400	mg/L	1	02/04/2022 18:10	187404
Silver	NELAP	0.0070		< 0.0070	mg/L	1	02/04/2022 18:10	187404
SW-846 7470A (TOTAL)								
Mercury	NELAP	0.00020		< 0.00020	mg/L	1	02/04/2022 13:17	187402
SW-846 3510C,8270C, SEMI-VOLATILE ORGANIC COMPOUNDS								
Acenaphthene	NELAP	0.000100		ND	mg/L	1	02/08/2022 14:27	187475
Acenaphthylene	NELAP	0.000100		ND	mg/L	1	02/08/2022 14:27	187475
Anthracene	NELAP	0.000300		ND	mg/L	1	02/08/2022 14:27	187475
Benzo(a)anthracene	NELAP	0.000100		ND	mg/L	1	02/08/2022 14:27	187475
Benzo(a)pyrene	NELAP	0.000200		ND	mg/L	1	02/08/2022 14:27	187475
Benzo(b)fluoranthene	NELAP	0.000100		ND	mg/L	1	02/08/2022 14:27	187475
Benzo(g,h,i)perylene	NELAP	0.000200		ND	mg/L	1	02/08/2022 14:27	187475
Benzo(k)fluoranthene	NELAP	0.000100		ND	mg/L	1	02/08/2022 14:27	187475
Chrysene	NELAP	0.000100		ND	mg/L	1	02/08/2022 14:27	187475
Dibenzo(a,h)anthracene	NELAP	0.000200		ND	mg/L	1	02/08/2022 14:27	187475
Fluoranthene	NELAP	0.000300		ND	mg/L	1	02/08/2022 14:27	187475
Fluorene	NELAP	0.000200		ND	mg/L	1	02/08/2022 14:27	187475
Indeno(1,2,3-cd)pyrene	NELAP	0.000200		ND	mg/L	1	02/08/2022 14:27	187475
Naphthalene	NELAP	0.000400		ND	mg/L	1	02/08/2022 14:27	187475
Phenanthrene	NELAP	0.000600		ND	mg/L	1	02/08/2022 14:27	187475
Pyrene	NELAP	0.000200		ND	mg/L	1	02/08/2022 14:27	187475
Surr: 2-Fluorobiphenyl	*	21.4-142		82.0	%REC	1	02/08/2022 14:27	187475
Surr: Nitrobenzene-d5	*	15-163		74.3	%REC	1	02/08/2022 14:27	187475
Surr: p-Terphenyl-d14	*	10-173		86.8	%REC	1	02/08/2022 14:27	187475
SW-846 5030, 8260B, VOLATILE ORGANIC COMPOUNDS BY GC/MS								
Benzene	NELAP	0.5		ND	µg/L	1	02/04/2022 12:59	187428
Ethylbenzene	NELAP	2.0		ND	µg/L	1	02/04/2022 12:59	187428
Toluene	NELAP	2.0		ND	µg/L	1	02/04/2022 12:59	187428
Xylenes, Total	NELAP	4.0		ND	µg/L	1	02/04/2022 12:59	187428
Surr: 1,2-Dichloroethane-d4	*	80-120		93.9	%REC	1	02/04/2022 12:59	187428
Surr: 4-Bromofluorobenzene	*	80-120		102.1	%REC	1	02/04/2022 12:59	187428
Surr: Dibromofluoromethane	*	80-120		94.7	%REC	1	02/04/2022 12:59	187428
Surr: Toluene-d8	*	80-120		97.9	%REC	1	02/04/2022 12:59	187428



Laboratory Results

<http://www.teklabinc.com/>

Client: ERM
 Client Project: Champaign GW
 Lab ID: 22020188-012
 Matrix: GROUNDWATER

Work Order: 22020188
 Report Date: 11-Feb-22
 Client Sample ID: UMW-123-WG-20220201
 Collection Date: 02/01/2022 10:40

Analyses	Certification	RL	Qual	Result	Units	DF	Date Analyzed	Batch
SW-846 9012A (TOTAL)								
Cyanide	NELAP	0.005		< 0.005	mg/L	1	02/08/2022 12:41	187456
SW-846 3005A, 6010B, METALS BY ICP (TOTAL)								
Arsenic	NELAP	0.0250		< 0.0250	mg/L	1	02/04/2022 18:14	187404
Barium	NELAP	0.0025		0.0256	mg/L	1	02/04/2022 18:14	187404
Cadmium	NELAP	0.0020		< 0.0020	mg/L	1	02/04/2022 18:14	187404
Chromium	NELAP	0.0050		< 0.0050	mg/L	1	02/04/2022 18:14	187404
Lead	NELAP	0.0075		< 0.0075	mg/L	1	02/04/2022 18:14	187404
Selenium	NELAP	0.0400		< 0.0400	mg/L	1	02/04/2022 18:14	187404
Silver	NELAP	0.0070		< 0.0070	mg/L	1	02/04/2022 18:14	187404
SW-846 7470A (TOTAL)								
Mercury	NELAP	0.00020		< 0.00020	mg/L	1	02/04/2022 13:19	187402
SW-846 3510C,8270C, SEMI-VOLATILE ORGANIC COMPOUNDS								
Acenaphthene	NELAP	0.000100		ND	mg/L	1	02/08/2022 15:09	187475
Acenaphthylene	NELAP	0.000100		ND	mg/L	1	02/08/2022 15:09	187475
Anthracene	NELAP	0.000300		ND	mg/L	1	02/08/2022 15:09	187475
Benzo(a)anthracene	NELAP	0.000100		ND	mg/L	1	02/08/2022 15:09	187475
Benzo(a)pyrene	NELAP	0.000200		ND	mg/L	1	02/08/2022 15:09	187475
Benzo(b)fluoranthene	NELAP	0.000100		ND	mg/L	1	02/08/2022 15:09	187475
Benzo(g,h,i)perylene	NELAP	0.000200		ND	mg/L	1	02/08/2022 15:09	187475
Benzo(k)fluoranthene	NELAP	0.000100		ND	mg/L	1	02/08/2022 15:09	187475
Chrysene	NELAP	0.000100		ND	mg/L	1	02/08/2022 15:09	187475
Dibenzo(a,h)anthracene	NELAP	0.000200		ND	mg/L	1	02/08/2022 15:09	187475
Fluoranthene	NELAP	0.000300		ND	mg/L	1	02/08/2022 15:09	187475
Fluorene	NELAP	0.000200		ND	mg/L	1	02/08/2022 15:09	187475
Indeno(1,2,3-cd)pyrene	NELAP	0.000200		ND	mg/L	1	02/08/2022 15:09	187475
Naphthalene	NELAP	0.000400		ND	mg/L	1	02/08/2022 15:09	187475
Phenanthrene	NELAP	0.000600		ND	mg/L	1	02/08/2022 15:09	187475
Pyrene	NELAP	0.000200		ND	mg/L	1	02/08/2022 15:09	187475
Surr: 2-Fluorobiphenyl	*	21.4-142		82.9	%REC	1	02/08/2022 15:09	187475
Surr: Nitrobenzene-d5	*	15-163		79.2	%REC	1	02/08/2022 15:09	187475
Surr: p-Terphenyl-d14	*	10-173		91.5	%REC	1	02/08/2022 15:09	187475
SW-846 5030, 8260B, VOLATILE ORGANIC COMPOUNDS BY GC/MS								
Benzene	NELAP	0.5		ND	µg/L	1	02/04/2022 13:23	187428
Ethylbenzene	NELAP	2.0		ND	µg/L	1	02/04/2022 13:23	187428
Toluene	NELAP	2.0		ND	µg/L	1	02/04/2022 13:23	187428
Xylenes, Total	NELAP	4.0		ND	µg/L	1	02/04/2022 13:23	187428
Surr: 1,2-Dichloroethane-d4	*	80-120		95.3	%REC	1	02/04/2022 13:23	187428
Surr: 4-Bromofluorobenzene	*	80-120		100.7	%REC	1	02/04/2022 13:23	187428
Surr: Dibromofluoromethane	*	80-120		95.3	%REC	1	02/04/2022 13:23	187428
Surr: Toluene-d8	*	80-120		98.4	%REC	1	02/04/2022 13:23	187428



Laboratory Results

<http://www.teklabinc.com/>

Client: ERM
 Client Project: Champaign GW
 Lab ID: 22020188-013
 Matrix: GROUNDWATER

Work Order: 22020188
 Report Date: 11-Feb-22
 Client Sample ID: UMW-124-WG-20220202
 Collection Date: 02/02/2022 10:50

Analyses	Certification	RL	Qual	Result	Units	DF	Date Analyzed	Batch
SW-846 9012A (TOTAL)								
Cyanide	NELAP	0.005		0.014	mg/L	1	02/08/2022 12:45	187456
SW-846 3005A, 6010B, METALS BY ICP (TOTAL)								
Arsenic	NELAP	0.0250		< 0.0250	mg/L	1	02/04/2022 18:18	187404
Barium	NELAP	0.0025		0.0298	mg/L	1	02/04/2022 18:18	187404
Cadmium	NELAP	0.0020		< 0.0020	mg/L	1	02/04/2022 18:18	187404
Chromium	NELAP	0.0050		< 0.0050	mg/L	1	02/04/2022 18:18	187404
Lead	NELAP	0.0075		< 0.0075	mg/L	1	02/04/2022 18:18	187404
Selenium	NELAP	0.0400		< 0.0400	mg/L	1	02/04/2022 18:18	187404
Silver	NELAP	0.0070		< 0.0070	mg/L	1	02/04/2022 18:18	187404
SW-846 7470A (TOTAL)								
Mercury	NELAP	0.00020		< 0.00020	mg/L	1	02/04/2022 13:26	187402
SW-846 3510C,8270C, SEMI-VOLATILE ORGANIC COMPOUNDS								
Acenaphthene	NELAP	0.000100		0.000443	mg/L	1	02/09/2022 2:19	187509
Acenaphthylene	NELAP	0.000100		0.000301	mg/L	1	02/09/2022 2:19	187509
Anthracene	NELAP	0.000300		ND	mg/L	1	02/09/2022 2:19	187509
Benzo(a)anthracene	NELAP	0.000100		ND	mg/L	1	02/09/2022 2:19	187509
Benzo(a)pyrene	NELAP	0.000200		ND	mg/L	1	02/09/2022 2:19	187509
Benzo(b)fluoranthene	NELAP	0.000100		ND	mg/L	1	02/09/2022 2:19	187509
Benzo(g,h,i)perylene	NELAP	0.000200		ND	mg/L	1	02/09/2022 2:19	187509
Benzo(k)fluoranthene	NELAP	0.000100		ND	mg/L	1	02/09/2022 2:19	187509
Chrysene	NELAP	0.000100		ND	mg/L	1	02/09/2022 2:19	187509
Dibenzo(a,h)anthracene	NELAP	0.000200		ND	mg/L	1	02/09/2022 2:19	187509
Fluoranthene	NELAP	0.000300		ND	mg/L	1	02/09/2022 2:19	187509
Fluorene	NELAP	0.000200		0.000203	mg/L	1	02/09/2022 2:19	187509
Indeno(1,2,3-cd)pyrene	NELAP	0.000200		ND	mg/L	1	02/09/2022 2:19	187509
Naphthalene	NELAP	0.0100		0.0498	mg/L	25	02/09/2022 12:23	187509
Phenanthrene	NELAP	0.000600	B	ND	mg/L	1	02/09/2022 2:19	187509
Pyrene	NELAP	0.000200		ND	mg/L	1	02/09/2022 2:19	187509
Surr: 2-Fluorobiphenyl	*	21.4-142		79.5	%REC	1	02/09/2022 2:19	187509
Surr: Nitrobenzene-d5	*	15-163		73.2	%REC	1	02/09/2022 2:19	187509
Surr: p-Terphenyl-d14	*	10-173		87.8	%REC	1	02/09/2022 2:19	187509
<i>Contamination present in the MBLK for Phenanthrene. Sample results below the reporting limit are reportable per the TNI Standard.</i>								
SW-846 5030, 8260B, VOLATILE ORGANIC COMPOUNDS BY GC/MS								
Benzene	NELAP	0.5		97.4	µg/L	1	02/04/2022 13:46	187428
Ethylbenzene	NELAP	2.0		13.1	µg/L	1	02/04/2022 13:46	187428
Toluene	NELAP	2.0		80.2	µg/L	1	02/04/2022 13:46	187428
Xylenes, Total	NELAP	4.0		40.0	µg/L	1	02/04/2022 13:46	187428
Surr: 1,2-Dichloroethane-d4	*	80-120		97.7	%REC	1	02/04/2022 13:46	187428
Surr: 4-Bromofluorobenzene	*	80-120		100.2	%REC	1	02/04/2022 13:46	187428
Surr: Dibromofluoromethane	*	80-120		95.2	%REC	1	02/04/2022 13:46	187428
Surr: Toluene-d8	*	80-120		98.0	%REC	1	02/04/2022 13:46	187428



Laboratory Results

<http://www.teklabinc.com/>

Client: ERM
 Client Project: Champaign GW
 Lab ID: 22020188-014
 Matrix: GROUNDWATER

Work Order: 22020188
 Report Date: 11-Feb-22
 Client Sample ID: UMW-125-WG-20220201
 Collection Date: 02/01/2022 16:50

Analyses	Certification	RL	Qual	Result	Units	DF	Date Analyzed	Batch
SW-846 9012A (TOTAL)								
Cyanide	NELAP	0.025		0.064	mg/L	5	02/08/2022 14:46	187456
SW-846 3005A, 6010B, METALS BY ICP (TOTAL)								
Arsenic	NELAP	0.0250		< 0.0250	mg/L	1	02/04/2022 18:29	187404
Barium	NELAP	0.0025		0.0120	mg/L	1	02/04/2022 18:29	187404
Cadmium	NELAP	0.0020		< 0.0020	mg/L	1	02/04/2022 18:29	187404
Chromium	NELAP	0.0050		< 0.0050	mg/L	1	02/04/2022 18:29	187404
Lead	NELAP	0.0075		< 0.0075	mg/L	1	02/04/2022 18:29	187404
Selenium	NELAP	0.0400		< 0.0400	mg/L	1	02/04/2022 18:29	187404
Silver	NELAP	0.0070		< 0.0070	mg/L	1	02/04/2022 18:29	187404
SW-846 7470A (TOTAL)								
Mercury	NELAP	0.00020		< 0.00020	mg/L	1	02/04/2022 13:29	187402
SW-846 3510C,8270C, SEMI-VOLATILE ORGANIC COMPOUNDS								
Acenaphthene	NELAP	0.000100		ND	mg/L	1	02/09/2022 3:01	187509
Acenaphthylene	NELAP	0.000100		ND	mg/L	1	02/09/2022 3:01	187509
Anthracene	NELAP	0.000300		ND	mg/L	1	02/09/2022 3:01	187509
Benzo(a)anthracene	NELAP	0.000100		ND	mg/L	1	02/09/2022 3:01	187509
Benzo(a)pyrene	NELAP	0.000200		ND	mg/L	1	02/09/2022 3:01	187509
Benzo(b)fluoranthene	NELAP	0.000100		ND	mg/L	1	02/09/2022 3:01	187509
Benzo(g,h,i)perylene	NELAP	0.000200		ND	mg/L	1	02/09/2022 3:01	187509
Benzo(k)fluoranthene	NELAP	0.000100		ND	mg/L	1	02/09/2022 3:01	187509
Chrysene	NELAP	0.000100		ND	mg/L	1	02/09/2022 3:01	187509
Dibenzo(a,h)anthracene	NELAP	0.000200		ND	mg/L	1	02/09/2022 3:01	187509
Fluoranthene	NELAP	0.000300		ND	mg/L	1	02/09/2022 3:01	187509
Fluorene	NELAP	0.000200		ND	mg/L	1	02/09/2022 3:01	187509
Indeno(1,2,3-cd)pyrene	NELAP	0.000200		ND	mg/L	1	02/09/2022 3:01	187509
Naphthalene	NELAP	0.000400		ND	mg/L	1	02/09/2022 3:01	187509
Phenanthrene	NELAP	0.000600	B	ND	mg/L	1	02/09/2022 3:01	187509
Pyrene	NELAP	0.000200		ND	mg/L	1	02/09/2022 3:01	187509
Surr: 2-Fluorobiphenyl	*	21.4-142		80.8	%REC	1	02/09/2022 3:01	187509
Surr: Nitrobenzene-d5	*	15-163		78.9	%REC	1	02/09/2022 3:01	187509
Surr: p-Terphenyl-d14	*	10-173		84.4	%REC	1	02/09/2022 3:01	187509
<i>Contamination present in the MBLK for Phenanthrene. Sample results below the reporting limit are reportable per the TNI Standard.</i>								
SW-846 5030, 8260B, VOLATILE ORGANIC COMPOUNDS BY GC/MS								
Benzene	NELAP	0.5		ND	µg/L	1	02/04/2022 14:10	187428
Ethylbenzene	NELAP	2.0		ND	µg/L	1	02/04/2022 14:10	187428
Toluene	NELAP	2.0		ND	µg/L	1	02/04/2022 14:10	187428
Xylenes, Total	NELAP	4.0		ND	µg/L	1	02/04/2022 14:10	187428
Surr: 1,2-Dichloroethane-d4	*	80-120		94.7	%REC	1	02/04/2022 14:10	187428
Surr: 4-Bromofluorobenzene	*	80-120		101.5	%REC	1	02/04/2022 14:10	187428
Surr: Dibromofluoromethane	*	80-120		95.0	%REC	1	02/04/2022 14:10	187428
Surr: Toluene-d8	*	80-120		98.8	%REC	1	02/04/2022 14:10	187428

Client: ERM

Work Order: 22020188

Client Project: Champaign GW

Report Date: 11-Feb-22

Lab ID: 22020188-015

Client Sample ID: UMW-126-WG-20220202

Matrix: GROUNDWATER

Collection Date: 02/02/2022 9:25

Analyses	Certification	RL	Qual	Result	Units	DF	Date Analyzed	Batch
SW-846 9012A (TOTAL)								
Cyanide	NELAP	0.005		< 0.005	mg/L	1	02/08/2022 12:53	187456
SW-846 3005A, 6010B, METALS BY ICP (TOTAL)								
Arsenic	NELAP	0.0250		< 0.0250	mg/L	1	02/04/2022 19:06	187405
Barium	NELAP	0.0025		0.0296	mg/L	1	02/04/2022 19:06	187405
Cadmium	NELAP	0.0020		< 0.0020	mg/L	1	02/04/2022 19:06	187405
Chromium	NELAP	0.0050		< 0.0050	mg/L	1	02/04/2022 19:06	187405
Lead	NELAP	0.0075		< 0.0075	mg/L	1	02/04/2022 19:06	187405
Selenium	NELAP	0.0400		< 0.0400	mg/L	1	02/04/2022 19:06	187405
Silver	NELAP	0.0070		< 0.0070	mg/L	1	02/04/2022 19:06	187405
SW-846 7470A (TOTAL)								
Mercury	NELAP	0.00020		< 0.00020	mg/L	1	02/04/2022 13:31	187402
SW-846 3510C,8270C, SEMI-VOLATILE ORGANIC COMPOUNDS								
Acenaphthene	NELAP	0.000100		ND	mg/L	1	02/09/2022 3:43	187509
Acenaphthylene	NELAP	0.000100		ND	mg/L	1	02/09/2022 3:43	187509
Anthracene	NELAP	0.000300		ND	mg/L	1	02/09/2022 3:43	187509
Benzo(a)anthracene	NELAP	0.000100		ND	mg/L	1	02/09/2022 3:43	187509
Benzo(a)pyrene	NELAP	0.000200		ND	mg/L	1	02/09/2022 3:43	187509
Benzo(b)fluoranthene	NELAP	0.000100		ND	mg/L	1	02/09/2022 3:43	187509
Benzo(g,h,i)perylene	NELAP	0.000200		ND	mg/L	1	02/09/2022 3:43	187509
Benzo(k)fluoranthene	NELAP	0.000100		ND	mg/L	1	02/09/2022 3:43	187509
Chrysene	NELAP	0.000100		ND	mg/L	1	02/09/2022 3:43	187509
Dibenzo(a,h)anthracene	NELAP	0.000200		ND	mg/L	1	02/09/2022 3:43	187509
Fluoranthene	NELAP	0.000300		ND	mg/L	1	02/09/2022 3:43	187509
Fluorene	NELAP	0.000200		ND	mg/L	1	02/09/2022 3:43	187509
Indeno(1,2,3-cd)pyrene	NELAP	0.000200		ND	mg/L	1	02/09/2022 3:43	187509
Naphthalene	NELAP	0.000400		ND	mg/L	1	02/09/2022 3:43	187509
Phenanthrene	NELAP	0.000600	B	ND	mg/L	1	02/09/2022 3:43	187509
Pyrene	NELAP	0.000200		ND	mg/L	1	02/09/2022 3:43	187509
Surr: 2-Fluorobiphenyl	*	21.4-142		75.5	%REC	1	02/09/2022 3:43	187509
Surr: Nitrobenzene-d5	*	15-163		78.2	%REC	1	02/09/2022 3:43	187509
Surr: p-Terphenyl-d14	*	10-173		64.4	%REC	1	02/09/2022 3:43	187509
<i>Contamination present in the MBLK for Phenanthrene. Sample results below the reporting limit are reportable per the TNI Standard.</i>								
SW-846 5030, 8260B, VOLATILE ORGANIC COMPOUNDS BY GC/MS								
Benzene	NELAP	0.5		11.6	µg/L	1	02/04/2022 14:34	187428
Ethylbenzene	NELAP	2.0		ND	µg/L	1	02/04/2022 14:34	187428
Toluene	NELAP	2.0		ND	µg/L	1	02/04/2022 14:34	187428
Xylenes, Total	NELAP	4.0		ND	µg/L	1	02/04/2022 14:34	187428
Surr: 1,2-Dichloroethane-d4	*	80-120		96.1	%REC	1	02/04/2022 14:34	187428
Surr: 4-Bromofluorobenzene	*	80-120		100.9	%REC	1	02/04/2022 14:34	187428
Surr: Dibromofluoromethane	*	80-120		96.0	%REC	1	02/04/2022 14:34	187428
Surr: Toluene-d8	*	80-120		98.0	%REC	1	02/04/2022 14:34	187428



Laboratory Results

<http://www.teklabinc.com/>

Client: ERM
 Client Project: Champaign GW
 Lab ID: 22020188-016
 Matrix: GROUNDWATER

Work Order: 22020188
 Report Date: 11-Feb-22
 Client Sample ID: UMW-127-WG-20220201
 Collection Date: 02/01/2022 15:35

Analyses	Certification	RL	Qual	Result	Units	DF	Date Analyzed	Batch
SW-846 9012A (TOTAL)								
Cyanide	NELAP	0.005		0.007	mg/L	1	02/08/2022 12:58	187456
SW-846 3005A, 6010B, METALS BY ICP (TOTAL)								
Arsenic	NELAP	0.0250		< 0.0250	mg/L	1	02/04/2022 19:10	187405
Barium	NELAP	0.0025		0.109	mg/L	1	02/04/2022 19:10	187405
Cadmium	NELAP	0.0020		< 0.0020	mg/L	1	02/04/2022 19:10	187405
Chromium	NELAP	0.0050		< 0.0050	mg/L	1	02/04/2022 19:10	187405
Lead	NELAP	0.0075		< 0.0075	mg/L	1	02/04/2022 19:10	187405
Selenium	NELAP	0.0400		< 0.0400	mg/L	1	02/04/2022 19:10	187405
Silver	NELAP	0.0070		< 0.0070	mg/L	1	02/04/2022 19:10	187405
SW-846 7470A (TOTAL)								
Mercury	NELAP	0.00020		< 0.00020	mg/L	1	02/04/2022 13:33	187402
SW-846 3510C,8270C, SEMI-VOLATILE ORGANIC COMPOUNDS								
Acenaphthene	NELAP	0.000100		0.000149	mg/L	1	02/09/2022 4:25	187509
Acenaphthylene	NELAP	0.000100		ND	mg/L	1	02/09/2022 4:25	187509
Anthracene	NELAP	0.000300		ND	mg/L	1	02/09/2022 4:25	187509
Benzo(a)anthracene	NELAP	0.000100		ND	mg/L	1	02/09/2022 4:25	187509
Benzo(a)pyrene	NELAP	0.000200		ND	mg/L	1	02/09/2022 4:25	187509
Benzo(b)fluoranthene	NELAP	0.000100		ND	mg/L	1	02/09/2022 4:25	187509
Benzo(g,h,i)perylene	NELAP	0.000200		ND	mg/L	1	02/09/2022 4:25	187509
Benzo(k)fluoranthene	NELAP	0.000100		ND	mg/L	1	02/09/2022 4:25	187509
Chrysene	NELAP	0.000100		ND	mg/L	1	02/09/2022 4:25	187509
Dibenzo(a,h)anthracene	NELAP	0.000200		ND	mg/L	1	02/09/2022 4:25	187509
Fluoranthene	NELAP	0.000300		ND	mg/L	1	02/09/2022 4:25	187509
Fluorene	NELAP	0.000200		ND	mg/L	1	02/09/2022 4:25	187509
Indeno(1,2,3-cd)pyrene	NELAP	0.000200		ND	mg/L	1	02/09/2022 4:25	187509
Naphthalene	NELAP	0.000400		ND	mg/L	1	02/09/2022 4:25	187509
Phenanthrene	NELAP	0.000600	B	ND	mg/L	1	02/09/2022 4:25	187509
Pyrene	NELAP	0.000200		ND	mg/L	1	02/09/2022 4:25	187509
Surr: 2-Fluorobiphenyl	*	21.4-142		67.2	%REC	1	02/09/2022 4:25	187509
Surr: Nitrobenzene-d5	*	15-163		64.8	%REC	1	02/09/2022 4:25	187509
Surr: p-Terphenyl-d14	*	10-173		95.0	%REC	1	02/09/2022 4:25	187509
SW-846 5030, 8260B, VOLATILE ORGANIC COMPOUNDS BY GC/MS								
Benzene	NELAP	0.5		ND	µg/L	1	02/04/2022 14:57	187428
Ethylbenzene	NELAP	2.0		ND	µg/L	1	02/04/2022 14:57	187428
Toluene	NELAP	2.0		ND	µg/L	1	02/04/2022 14:57	187428
Xylenes, Total	NELAP	4.0		ND	µg/L	1	02/04/2022 14:57	187428
Surr: 1,2-Dichloroethane-d4	*	80-120		96.4	%REC	1	02/04/2022 14:57	187428
Surr: 4-Bromofluorobenzene	*	80-120		100.6	%REC	1	02/04/2022 14:57	187428
Surr: Dibromofluoromethane	*	80-120		94.4	%REC	1	02/04/2022 14:57	187428
Surr: Toluene-d8	*	80-120		98.7	%REC	1	02/04/2022 14:57	187428

Contamination present in the MBLK for Phenanthrene. Sample results below the reporting limit are reportable per the TNI Standard.



Laboratory Results

<http://www.teklabinc.com/>

Client: ERM

Work Order: 22020188

Client Project: Champaign GW

Report Date: 11-Feb-22

Lab ID: 22020188-017

Client Sample ID: UMW-300-WG-20220131

Matrix: GROUNDWATER

Collection Date: 01/31/2022 17:40

Analyses	Certification	RL	Qual	Result	Units	DF	Date Analyzed	Batch
SW-846 9012A (TOTAL)								
Cyanide	NELAP	0.005		< 0.005	mg/L	1	02/08/2022 13:02	187456
SW-846 3005A, 6010B, METALS BY ICP (TOTAL)								
Arsenic	NELAP	0.0250		< 0.0250	mg/L	1	02/04/2022 19:13	187405
Barium	NELAP	0.0025		0.0849	mg/L	1	02/04/2022 19:13	187405
Cadmium	NELAP	0.0020		< 0.0020	mg/L	1	02/04/2022 19:13	187405
Chromium	NELAP	0.0050		< 0.0050	mg/L	1	02/04/2022 19:13	187405
Lead	NELAP	0.0075		< 0.0075	mg/L	1	02/04/2022 19:13	187405
Selenium	NELAP	0.0400		< 0.0400	mg/L	1	02/04/2022 19:13	187405
Silver	NELAP	0.0070		< 0.0070	mg/L	1	02/04/2022 19:13	187405
SW-846 7470A (TOTAL)								
Mercury	NELAP	0.00020		< 0.00020	mg/L	1	02/04/2022 13:35	187402
SW-846 3510C,8270C, SEMI-VOLATILE ORGANIC COMPOUNDS								
Acenaphthene	NELAP	0.000100		ND	mg/L	1	02/07/2022 22:07	187475
Acenaphthylene	NELAP	0.000100		ND	mg/L	1	02/07/2022 22:07	187475
Anthracene	NELAP	0.000300		ND	mg/L	1	02/07/2022 22:07	187475
Benzo(a)anthracene	NELAP	0.000100		ND	mg/L	1	02/07/2022 22:07	187475
Benzo(a)pyrene	NELAP	0.000200		ND	mg/L	1	02/07/2022 22:07	187475
Benzo(b)fluoranthene	NELAP	0.000100		ND	mg/L	1	02/07/2022 22:07	187475
Benzo(g,h,i)perylene	NELAP	0.000200		ND	mg/L	1	02/07/2022 22:07	187475
Benzo(k)fluoranthene	NELAP	0.000100		ND	mg/L	1	02/07/2022 22:07	187475
Chrysene	NELAP	0.000100		ND	mg/L	1	02/07/2022 22:07	187475
Dibenzo(a,h)anthracene	NELAP	0.000200		ND	mg/L	1	02/07/2022 22:07	187475
Fluoranthene	NELAP	0.000300		ND	mg/L	1	02/07/2022 22:07	187475
Fluorene	NELAP	0.000200		ND	mg/L	1	02/07/2022 22:07	187475
Indeno(1,2,3-cd)pyrene	NELAP	0.000200		ND	mg/L	1	02/07/2022 22:07	187475
Naphthalene	NELAP	0.000400		ND	mg/L	1	02/07/2022 22:07	187475
Phenanthrene	NELAP	0.000600		ND	mg/L	1	02/07/2022 22:07	187475
Pyrene	NELAP	0.000200		ND	mg/L	1	02/07/2022 22:07	187475
Surr: 2-Fluorobiphenyl	*	21.4-142		83.4	%REC	1	02/07/2022 22:07	187475
Surr: Nitrobenzene-d5	*	15-163		76.3	%REC	1	02/07/2022 22:07	187475
Surr: p-Terphenyl-d14	*	10-173		98.1	%REC	1	02/07/2022 22:07	187475
SW-846 5030, 8260B, VOLATILE ORGANIC COMPOUNDS BY GC/MS								
Benzene	NELAP	0.5		ND	µg/L	1	02/04/2022 15:21	187428
Ethylbenzene	NELAP	2.0		ND	µg/L	1	02/04/2022 15:21	187428
Toluene	NELAP	2.0		ND	µg/L	1	02/04/2022 15:21	187428
Xylenes, Total	NELAP	4.0		ND	µg/L	1	02/04/2022 15:21	187428
Surr: 1,2-Dichloroethane-d4	*	80-120		95.8	%REC	1	02/04/2022 15:21	187428
Surr: 4-Bromofluorobenzene	*	80-120		100.3	%REC	1	02/04/2022 15:21	187428
Surr: Dibromofluoromethane	*	80-120		94.8	%REC	1	02/04/2022 15:21	187428
Surr: Toluene-d8	*	80-120		99.1	%REC	1	02/04/2022 15:21	187428



Laboratory Results

<http://www.teklabinc.com/>

Client: ERM
 Client Project: Champaign GW
 Lab ID: 22020188-018
 Matrix: GROUNDWATER

Work Order: 22020188
 Report Date: 11-Feb-22
 Client Sample ID: UMW-301R-WG-20220201
 Collection Date: 02/01/2022 16:50

Analyses	Certification	RL	Qual	Result	Units	DF	Date Analyzed	Batch
SW-846 9012A (TOTAL)								
Cyanide	NELAP	0.005		< 0.005	mg/L	1	02/08/2022 13:06	187456
SW-846 3005A, 6010B, METALS BY ICP (TOTAL)								
Arsenic	NELAP	0.0250		< 0.0250	mg/L	1	02/04/2022 19:17	187405
Barium	NELAP	0.0025		0.0716	mg/L	1	02/04/2022 19:17	187405
Cadmium	NELAP	0.0020		< 0.0020	mg/L	1	02/04/2022 19:17	187405
Chromium	NELAP	0.0050		< 0.0050	mg/L	1	02/04/2022 19:17	187405
Lead	NELAP	0.0075		< 0.0075	mg/L	1	02/04/2022 19:17	187405
Selenium	NELAP	0.0400		< 0.0400	mg/L	1	02/04/2022 19:17	187405
Silver	NELAP	0.0070		< 0.0070	mg/L	1	02/04/2022 19:17	187405
SW-846 7470A (TOTAL)								
Mercury	NELAP	0.00020		< 0.00020	mg/L	1	02/04/2022 13:38	187402
SW-846 3510C,8270C, SEMI-VOLATILE ORGANIC COMPOUNDS								
Acenaphthene	NELAP	0.000100		0.00349	mg/L	1	02/09/2022 5:07	187509
Acenaphthylene	NELAP	0.000100		0.00355	mg/L	1	02/09/2022 5:07	187509
Anthracene	NELAP	0.000300		ND	mg/L	1	02/09/2022 5:07	187509
Benzo(a)anthracene	NELAP	0.000100		ND	mg/L	1	02/09/2022 5:07	187509
Benzo(a)pyrene	NELAP	0.000200		ND	mg/L	1	02/09/2022 5:07	187509
Benzo(b)fluoranthene	NELAP	0.000100		ND	mg/L	1	02/09/2022 5:07	187509
Benzo(g,h,i)perylene	NELAP	0.000200		ND	mg/L	1	02/09/2022 5:07	187509
Benzo(k)fluoranthene	NELAP	0.000100		ND	mg/L	1	02/09/2022 5:07	187509
Chrysene	NELAP	0.000100		ND	mg/L	1	02/09/2022 5:07	187509
Dibenzo(a,h)anthracene	NELAP	0.000200		ND	mg/L	1	02/09/2022 5:07	187509
Fluoranthene	NELAP	0.000300		ND	mg/L	1	02/09/2022 5:07	187509
Fluorene	NELAP	0.000200		ND	mg/L	1	02/09/2022 5:07	187509
Indeno(1,2,3-cd)pyrene	NELAP	0.000200		ND	mg/L	1	02/09/2022 5:07	187509
Naphthalene	NELAP	0.000400		ND	mg/L	1	02/09/2022 5:07	187509
Phenanthrene	NELAP	0.000600	B	ND	mg/L	1	02/09/2022 5:07	187509
Pyrene	NELAP	0.000200		ND	mg/L	1	02/09/2022 5:07	187509
Surr: 2-Fluorobiphenyl	*	21.4-142		78.7	%REC	1	02/09/2022 5:07	187509
Surr: Nitrobenzene-d5	*	15-163		74.2	%REC	1	02/09/2022 5:07	187509
Surr: p-Terphenyl-d14	*	10-173		86.2	%REC	1	02/09/2022 5:07	187509
<i>Contamination present in the MBLK for Phenanthrene. Sample results below the reporting limit are reportable per the TNI Standard.</i>								
SW-846 5030, 8260B, VOLATILE ORGANIC COMPOUNDS BY GC/MS								
Benzene	NELAP	0.5		ND	µg/L	1	02/04/2022 15:44	187428
Ethylbenzene	NELAP	2.0		ND	µg/L	1	02/04/2022 15:44	187428
Toluene	NELAP	2.0		ND	µg/L	1	02/04/2022 15:44	187428
Xylenes, Total	NELAP	4.0		ND	µg/L	1	02/04/2022 15:44	187428
Surr: 1,2-Dichloroethane-d4	*	80-120		94.8	%REC	1	02/04/2022 15:44	187428
Surr: 4-Bromofluorobenzene	*	80-120		102.0	%REC	1	02/04/2022 15:44	187428
Surr: Dibromofluoromethane	*	80-120		94.7	%REC	1	02/04/2022 15:44	187428
Surr: Toluene-d8	*	80-120		98.8	%REC	1	02/04/2022 15:44	187428

Client: ERM

Work Order: 22020188

Client Project: Champaign GW

Report Date: 11-Feb-22

Lab ID: 22020188-019

Client Sample ID: UMW-302-WG-20220202

Matrix: GROUNDWATER

Collection Date: 02/02/2022 12:21

Analyses	Certification	RL	Qual	Result	Units	DF	Date Analyzed	Batch
SW-846 9012A (TOTAL)								
Cyanide	NELAP	0.025		0.091	mg/L	5	02/08/2022 14:50	187456
SW-846 3005A, 6010B, METALS BY ICP (TOTAL)								
Arsenic	NELAP	0.0250		< 0.0250	mg/L	1	02/04/2022 19:21	187405
Barium	NELAP	0.0025		0.0548	mg/L	1	02/04/2022 19:21	187405
Cadmium	NELAP	0.0020		< 0.0020	mg/L	1	02/04/2022 19:21	187405
Chromium	NELAP	0.0050		< 0.0050	mg/L	1	02/04/2022 19:21	187405
Lead	NELAP	0.0075		< 0.0075	mg/L	1	02/04/2022 19:21	187405
Selenium	NELAP	0.0400		< 0.0400	mg/L	1	02/04/2022 19:21	187405
Silver	NELAP	0.0070		< 0.0070	mg/L	1	02/04/2022 19:21	187405
SW-846 7470A (TOTAL)								
Mercury	NELAP	0.00020		< 0.00020	mg/L	1	02/04/2022 13:40	187402
SW-846 3510C,8270C, SEMI-VOLATILE ORGANIC COMPOUNDS								
Acenaphthene	NELAP	0.000100		0.000714	mg/L	1	02/09/2022 5:49	187509
Acenaphthylene	NELAP	0.000100		0.000536	mg/L	1	02/09/2022 5:49	187509
Anthracene	NELAP	0.000300		ND	mg/L	1	02/09/2022 5:49	187509
Benzo(a)anthracene	NELAP	0.000100		ND	mg/L	1	02/09/2022 5:49	187509
Benzo(a)pyrene	NELAP	0.000200		ND	mg/L	1	02/09/2022 5:49	187509
Benzo(b)fluoranthene	NELAP	0.000100		ND	mg/L	1	02/09/2022 5:49	187509
Benzo(g,h,i)perylene	NELAP	0.000200		ND	mg/L	1	02/09/2022 5:49	187509
Benzo(k)fluoranthene	NELAP	0.000100		ND	mg/L	1	02/09/2022 5:49	187509
Chrysene	NELAP	0.000100		ND	mg/L	1	02/09/2022 5:49	187509
Dibenzo(a,h)anthracene	NELAP	0.000200		ND	mg/L	1	02/09/2022 5:49	187509
Fluoranthene	NELAP	0.000300		ND	mg/L	1	02/09/2022 5:49	187509
Fluorene	NELAP	0.000200		ND	mg/L	1	02/09/2022 5:49	187509
Indeno(1,2,3-cd)pyrene	NELAP	0.000200		ND	mg/L	1	02/09/2022 5:49	187509
Naphthalene	NELAP	0.400		2.18	mg/L	1000	02/09/2022 14:28	187509
Phenanthrene	NELAP	0.000600	B	ND	mg/L	1	02/09/2022 5:49	187509
Pyrene	NELAP	0.000200		ND	mg/L	1	02/09/2022 5:49	187509
Surr: 2-Fluorobiphenyl	*	21.4-142		81.6	%REC	1	02/09/2022 5:49	187509
Surr: Nitrobenzene-d5	*	15-163		33.9	%REC	1	02/09/2022 5:49	187509
Surr: p-Terphenyl-d14	*	10-173		77.4	%REC	1	02/09/2022 5:49	187509
<i>Contamination present in the MBLK for Phenanthrene. Sample results below the reporting limit are reportable per the TNI Standard.</i>								
SW-846 5030, 8260B, VOLATILE ORGANIC COMPOUNDS BY GC/MS								
Benzene	NELAP	5.0		362	µg/L	10	02/04/2022 16:08	187428
Ethylbenzene	NELAP	20.0		760	µg/L	10	02/04/2022 16:08	187428
Toluene	NELAP	20.0		ND	µg/L	10	02/04/2022 16:08	187428
Xylenes, Total	NELAP	40.0		208	µg/L	10	02/04/2022 16:08	187428
Surr: 1,2-Dichloroethane-d4	*	80-120		96.8	%REC	10	02/04/2022 16:08	187428
Surr: 4-Bromofluorobenzene	*	80-120		100.6	%REC	10	02/04/2022 16:08	187428
Surr: Dibromofluoromethane	*	80-120		94.5	%REC	10	02/04/2022 16:08	187428
Surr: Toluene-d8	*	80-120		99.2	%REC	10	02/04/2022 16:08	187428
<i>Elevated reporting limit due to high levels of target and/or non-target analytes.</i>								



Laboratory Results

<http://www.teklabinc.com/>

Client: ERM
 Client Project: Champaign GW
 Lab ID: 22020188-020
 Matrix: GROUNDWATER

Work Order: 22020188
 Report Date: 11-Feb-22
 Client Sample ID: UMW-304R-WG-20220201
 Collection Date: 02/01/2022 15:40

Analyses	Certification	RL	Qual	Result	Units	DF	Date Analyzed	Batch
SW-846 9012A (TOTAL)								
Cyanide	NELAP	0.005		< 0.005	mg/L	1	02/08/2022 13:15	187457
SW-846 3005A, 6010B, METALS BY ICP (TOTAL)								
Arsenic	NELAP	0.0250		< 0.0250	mg/L	1	02/04/2022 19:24	187405
Barium	NELAP	0.0025		0.0735	mg/L	1	02/04/2022 19:24	187405
Cadmium	NELAP	0.0020		< 0.0020	mg/L	1	02/04/2022 19:24	187405
Chromium	NELAP	0.0050		< 0.0050	mg/L	1	02/04/2022 19:24	187405
Lead	NELAP	0.0075		< 0.0075	mg/L	1	02/04/2022 19:24	187405
Selenium	NELAP	0.0400		< 0.0400	mg/L	1	02/04/2022 19:24	187405
Silver	NELAP	0.0070		< 0.0070	mg/L	1	02/04/2022 19:24	187405
SW-846 7470A (TOTAL)								
Mercury	NELAP	0.00020		< 0.00020	mg/L	1	02/04/2022 13:42	187402
SW-846 3510C,8270C, SEMI-VOLATILE ORGANIC COMPOUNDS								
Acenaphthene	NELAP	0.000100		0.000283	mg/L	1	02/09/2022 6:31	187509
Acenaphthylene	NELAP	0.000100		0.000673	mg/L	1	02/09/2022 6:31	187509
Anthracene	NELAP	0.000300		ND	mg/L	1	02/09/2022 6:31	187509
Benzo(a)anthracene	NELAP	0.000100		ND	mg/L	1	02/09/2022 6:31	187509
Benzo(a)pyrene	NELAP	0.000200		ND	mg/L	1	02/09/2022 6:31	187509
Benzo(b)fluoranthene	NELAP	0.000100		ND	mg/L	1	02/09/2022 6:31	187509
Benzo(g,h,i)perylene	NELAP	0.000200		ND	mg/L	1	02/09/2022 6:31	187509
Benzo(k)fluoranthene	NELAP	0.000100		ND	mg/L	1	02/09/2022 6:31	187509
Chrysene	NELAP	0.000100		ND	mg/L	1	02/09/2022 6:31	187509
Dibenzo(a,h)anthracene	NELAP	0.000200		ND	mg/L	1	02/09/2022 6:31	187509
Fluoranthene	NELAP	0.000300		ND	mg/L	1	02/09/2022 6:31	187509
Fluorene	NELAP	0.000200		ND	mg/L	1	02/09/2022 6:31	187509
Indeno(1,2,3-cd)pyrene	NELAP	0.000200		ND	mg/L	1	02/09/2022 6:31	187509
Naphthalene	NELAP	0.00200		0.00353	mg/L	5	02/09/2022 15:52	187509
Phenanthrene	NELAP	0.000600	B	ND	mg/L	1	02/09/2022 6:31	187509
Pyrene	NELAP	0.000200		ND	mg/L	1	02/09/2022 6:31	187509
Surr: 2-Fluorobiphenyl	*	21.4-142		76.7	%REC	1	02/09/2022 6:31	187509
Surr: Nitrobenzene-d5	*	15-163		74.8	%REC	1	02/09/2022 6:31	187509
Surr: p-Terphenyl-d14	*	10-173		81.0	%REC	1	02/09/2022 6:31	187509
<i>Contamination present in the MBLK for Phenanthrene. Sample results below the reporting limit are reportable per the TNI Standard.</i>								
SW-846 5030, 8260B, VOLATILE ORGANIC COMPOUNDS BY GC/MS								
Benzene	NELAP	0.5		ND	µg/L	1	02/04/2022 16:32	187428
Ethylbenzene	NELAP	2.0		ND	µg/L	1	02/04/2022 16:32	187428
Toluene	NELAP	2.0		ND	µg/L	1	02/04/2022 16:32	187428
Xylenes, Total	NELAP	4.0		ND	µg/L	1	02/04/2022 16:32	187428
Surr: 1,2-Dichloroethane-d4	*	80-120		96.5	%REC	1	02/04/2022 16:32	187428
Surr: 4-Bromofluorobenzene	*	80-120		101.7	%REC	1	02/04/2022 16:32	187428
Surr: Dibromofluoromethane	*	80-120		94.9	%REC	1	02/04/2022 16:32	187428
Surr: Toluene-d8	*	80-120		98.9	%REC	1	02/04/2022 16:32	187428

Client: ERM

Work Order: 22020188

Client Project: Champaign GW

Report Date: 11-Feb-22

Lab ID: 22020188-021

Client Sample ID: UMW-305-WG-20220201

Matrix: GROUNDWATER

Collection Date: 02/01/2022 13:00

Analyses	Certification	RL	Qual	Result	Units	DF	Date Analyzed	Batch
SW-846 9012A (TOTAL)								
Cyanide	NELAP	0.005		0.010	mg/L	1	02/08/2022 9:34	187456
SW-846 3005A, 6010B, METALS BY ICP (TOTAL)								
Arsenic	NELAP	0.0250		< 0.0250	mg/L	1	02/04/2022 19:43	187405
Barium	NELAP	0.0025		0.105	mg/L	1	02/04/2022 19:43	187405
Cadmium	NELAP	0.0020		< 0.0020	mg/L	1	02/04/2022 19:43	187405
Chromium	NELAP	0.0050		< 0.0050	mg/L	1	02/04/2022 19:43	187405
Lead	NELAP	0.0075		< 0.0075	mg/L	1	02/04/2022 19:43	187405
Selenium	NELAP	0.0400		< 0.0400	mg/L	1	02/04/2022 19:43	187405
Silver	NELAP	0.0070		< 0.0070	mg/L	1	02/04/2022 19:43	187405
SW-846 7470A (TOTAL)								
Mercury	NELAP	0.00020		< 0.00020	mg/L	1	02/04/2022 13:44	187402
SW-846 3510C,8270C, SEMI-VOLATILE ORGANIC COMPOUNDS								
Acenaphthene	NELAP	0.000100		ND	mg/L	1	02/09/2022 0:13	187509
Acenaphthylene	NELAP	0.000100		ND	mg/L	1	02/09/2022 0:13	187509
Anthracene	NELAP	0.000300		ND	mg/L	1	02/09/2022 0:13	187509
Benzo(a)anthracene	NELAP	0.000100		ND	mg/L	1	02/09/2022 0:13	187509
Benzo(a)pyrene	NELAP	0.000200		ND	mg/L	1	02/09/2022 0:13	187509
Benzo(b)fluoranthene	NELAP	0.000100		ND	mg/L	1	02/09/2022 0:13	187509
Benzo(g,h,i)perylene	NELAP	0.000200		ND	mg/L	1	02/09/2022 0:13	187509
Benzo(k)fluoranthene	NELAP	0.000100		ND	mg/L	1	02/09/2022 0:13	187509
Chrysene	NELAP	0.000100		ND	mg/L	1	02/09/2022 0:13	187509
Dibenzo(a,h)anthracene	NELAP	0.000200		ND	mg/L	1	02/09/2022 0:13	187509
Fluoranthene	NELAP	0.000300		ND	mg/L	1	02/09/2022 0:13	187509
Fluorene	NELAP	0.000200		ND	mg/L	1	02/09/2022 0:13	187509
Indeno(1,2,3-cd)pyrene	NELAP	0.000200		ND	mg/L	1	02/09/2022 0:13	187509
Naphthalene	NELAP	0.000400		ND	mg/L	1	02/09/2022 0:13	187509
Phenanthrene	NELAP	0.000600	B	ND	mg/L	1	02/09/2022 0:13	187509
Pyrene	NELAP	0.000200		ND	mg/L	1	02/09/2022 0:13	187509
Surr: 2-Fluorobiphenyl	*	21.4-142		81.4	%REC	1	02/09/2022 0:13	187509
Surr: Nitrobenzene-d5	*	15-163		82.6	%REC	1	02/09/2022 0:13	187509
Surr: p-Terphenyl-d14	*	10-173		86.2	%REC	1	02/09/2022 0:13	187509
<i>Contamination present in the MBLK for Phenanthrene. Sample results below the reporting limit are reportable per the TNI Standard.</i>								
SW-846 5030, 8260B, VOLATILE ORGANIC COMPOUNDS BY GC/MS								
Benzene	NELAP	0.5		ND	µg/L	1	02/04/2022 16:56	187428
Ethylbenzene	NELAP	2.0		ND	µg/L	1	02/04/2022 16:56	187428
Toluene	NELAP	2.0		ND	µg/L	1	02/04/2022 16:56	187428
Xylenes, Total	NELAP	4.0		ND	µg/L	1	02/04/2022 16:56	187428
Surr: 1,2-Dichloroethane-d4	*	80-120		95.8	%REC	1	02/04/2022 16:56	187428
Surr: 4-Bromofluorobenzene	*	80-120		102.2	%REC	1	02/04/2022 16:56	187428
Surr: Dibromofluoromethane	*	80-120		95.0	%REC	1	02/04/2022 16:56	187428
Surr: Toluene-d8	*	80-120		98.9	%REC	1	02/04/2022 16:56	187428



Laboratory Results

<http://www.teklabinc.com/>

Client: ERM
 Client Project: Champaign GW
 Lab ID: 22020188-022
 Matrix: GROUNDWATER

Work Order: 22020188
 Report Date: 11-Feb-22
 Client Sample ID: UMW-306-WG-20220201
 Collection Date: 02/01/2022 12:20

Analyses	Certification	RL	Qual	Result	Units	DF	Date Analyzed	Batch
SW-846 9012A (TOTAL)								
Cyanide	NELAP	0.005		0.014	mg/L	1	02/08/2022 10:09	187457
SW-846 3005A, 6010B, METALS BY ICP (TOTAL)								
Arsenic	NELAP	0.0250		< 0.0250	mg/L	1	02/04/2022 19:54	187405
Barium	NELAP	0.0025		0.115	mg/L	1	02/04/2022 19:54	187405
Cadmium	NELAP	0.0020		< 0.0020	mg/L	1	02/04/2022 19:54	187405
Chromium	NELAP	0.0050		< 0.0050	mg/L	1	02/04/2022 19:54	187405
Lead	NELAP	0.0075		< 0.0075	mg/L	1	02/04/2022 19:54	187405
Selenium	NELAP	0.0400		< 0.0400	mg/L	1	02/04/2022 19:54	187405
Silver	NELAP	0.0070		< 0.0070	mg/L	1	02/04/2022 19:54	187405
SW-846 7470A (TOTAL)								
Mercury	NELAP	0.00020		< 0.00020	mg/L	1	02/04/2022 13:56	187402
SW-846 3510C,8270C, SEMI-VOLATILE ORGANIC COMPOUNDS								
Acenaphthene	NELAP	0.000100		ND	mg/L	1	02/08/2022 15:50	187475
Acenaphthylene	NELAP	0.000100		ND	mg/L	1	02/08/2022 15:50	187475
Anthracene	NELAP	0.000300		ND	mg/L	1	02/08/2022 15:50	187475
Benzo(a)anthracene	NELAP	0.000100		ND	mg/L	1	02/08/2022 15:50	187475
Benzo(a)pyrene	NELAP	0.000200		ND	mg/L	1	02/08/2022 15:50	187475
Benzo(b)fluoranthene	NELAP	0.000100		ND	mg/L	1	02/08/2022 15:50	187475
Benzo(g,h,i)perylene	NELAP	0.000200		ND	mg/L	1	02/08/2022 15:50	187475
Benzo(k)fluoranthene	NELAP	0.000100		ND	mg/L	1	02/08/2022 15:50	187475
Chrysene	NELAP	0.000100		ND	mg/L	1	02/08/2022 15:50	187475
Dibenzo(a,h)anthracene	NELAP	0.000200		ND	mg/L	1	02/08/2022 15:50	187475
Fluoranthene	NELAP	0.000300		ND	mg/L	1	02/08/2022 15:50	187475
Fluorene	NELAP	0.000200		ND	mg/L	1	02/08/2022 15:50	187475
Indeno(1,2,3-cd)pyrene	NELAP	0.000200		ND	mg/L	1	02/08/2022 15:50	187475
Naphthalene	NELAP	0.000400		ND	mg/L	1	02/08/2022 15:50	187475
Phenanthrene	NELAP	0.000600		ND	mg/L	1	02/08/2022 15:50	187475
Pyrene	NELAP	0.000200		ND	mg/L	1	02/08/2022 15:50	187475
Surr: 2-Fluorobiphenyl	*	21.4-142		80.7	%REC	1	02/08/2022 15:50	187475
Surr: Nitrobenzene-d5	*	15-163		76.0	%REC	1	02/08/2022 15:50	187475
Surr: p-Terphenyl-d14	*	10-173		87.0	%REC	1	02/08/2022 15:50	187475
SW-846 5030, 8260B, VOLATILE ORGANIC COMPOUNDS BY GC/MS								
Benzene	NELAP	0.5	S	ND	µg/L	1	02/04/2022 9:26	187431
Ethylbenzene	NELAP	2.0		ND	µg/L	1	02/04/2022 9:26	187431
Toluene	NELAP	2.0		ND	µg/L	1	02/04/2022 9:26	187431
Xylenes, Total	NELAP	4.0		ND	µg/L	1	02/04/2022 9:26	187431
Surr: 1,2-Dichloroethane-d4	*	80-120		93.7	%REC	1	02/04/2022 9:26	187431
Surr: 4-Bromofluorobenzene	*	80-120		98.1	%REC	1	02/04/2022 9:26	187431
Surr: Dibromofluoromethane	*	80-120		103.8	%REC	1	02/04/2022 9:26	187431
Surr: Toluene-d8	*	80-120		90.4	%REC	1	02/04/2022 9:26	187431

Matrix spike recovered outside upper control limits for benzene. Sample results are below the reporting limit. Data is reportable.



Laboratory Results

<http://www.teklabinc.com/>

Client: ERM

Work Order: 22020188

Client Project: Champaign GW

Report Date: 11-Feb-22

Lab ID: 22020188-023

Client Sample ID: UMW-307-WG-20220201

Matrix: GROUNDWATER

Collection Date: 02/01/2022 11:50

Analyses	Certification	RL	Qual	Result	Units	DF	Date Analyzed	Batch
SW-846 9012A (TOTAL)								
Cyanide	NELAP	0.005		0.042	mg/L	1	02/08/2022 13:54	187457
SW-846 3005A, 6010B, METALS BY ICP (TOTAL)								
Arsenic	NELAP	0.0250		< 0.0250	mg/L	1	02/04/2022 20:05	187405
Barium	NELAP	0.0025		0.113	mg/L	1	02/04/2022 20:05	187405
Cadmium	NELAP	0.0020		< 0.0020	mg/L	1	02/04/2022 20:05	187405
Chromium	NELAP	0.0050		< 0.0050	mg/L	1	02/04/2022 20:05	187405
Lead	NELAP	0.0075		< 0.0075	mg/L	1	02/04/2022 20:05	187405
Selenium	NELAP	0.0400		< 0.0400	mg/L	1	02/04/2022 20:05	187405
Silver	NELAP	0.0070		< 0.0070	mg/L	1	02/04/2022 20:05	187405
SW-846 7470A (TOTAL)								
Mercury	NELAP	0.00020		< 0.00020	mg/L	1	02/04/2022 14:03	187402
SW-846 3510C,8270C, SEMI-VOLATILE ORGANIC COMPOUNDS								
Acenaphthene	NELAP	0.000100		ND	mg/L	1	02/08/2022 17:56	187475
Acenaphthylene	NELAP	0.000100		ND	mg/L	1	02/08/2022 17:56	187475
Anthracene	NELAP	0.000300		ND	mg/L	1	02/08/2022 17:56	187475
Benzo(a)anthracene	NELAP	0.000100		ND	mg/L	1	02/08/2022 17:56	187475
Benzo(a)pyrene	NELAP	0.000200		ND	mg/L	1	02/08/2022 17:56	187475
Benzo(b)fluoranthene	NELAP	0.000100		ND	mg/L	1	02/08/2022 17:56	187475
Benzo(g,h,i)perylene	NELAP	0.000200		ND	mg/L	1	02/08/2022 17:56	187475
Benzo(k)fluoranthene	NELAP	0.000100		ND	mg/L	1	02/08/2022 17:56	187475
Chrysene	NELAP	0.000100		ND	mg/L	1	02/08/2022 17:56	187475
Dibenzo(a,h)anthracene	NELAP	0.000200		ND	mg/L	1	02/08/2022 17:56	187475
Fluoranthene	NELAP	0.000300		ND	mg/L	1	02/08/2022 17:56	187475
Fluorene	NELAP	0.000200		ND	mg/L	1	02/08/2022 17:56	187475
Indeno(1,2,3-cd)pyrene	NELAP	0.000200		ND	mg/L	1	02/08/2022 17:56	187475
Naphthalene	NELAP	0.000400		ND	mg/L	1	02/08/2022 17:56	187475
Phenanthrene	NELAP	0.000600		ND	mg/L	1	02/08/2022 17:56	187475
Pyrene	NELAP	0.000200		ND	mg/L	1	02/08/2022 17:56	187475
Surr: 2-Fluorobiphenyl	*	21.4-142		81.0	%REC	1	02/08/2022 17:56	187475
Surr: Nitrobenzene-d5	*	15-163		72.6	%REC	1	02/08/2022 17:56	187475
Surr: p-Terphenyl-d14	*	10-173		86.6	%REC	1	02/08/2022 17:56	187475
SW-846 5030, 8260B, VOLATILE ORGANIC COMPOUNDS BY GC/MS								
Benzene	NELAP	0.5		ND	µg/L	1	02/04/2022 10:46	187431
Ethylbenzene	NELAP	2.0		ND	µg/L	1	02/04/2022 10:46	187431
Toluene	NELAP	2.0		ND	µg/L	1	02/04/2022 10:46	187431
Xylenes, Total	NELAP	4.0		ND	µg/L	1	02/04/2022 10:46	187431
Surr: 1,2-Dichloroethane-d4	*	80-120		95.0	%REC	1	02/04/2022 10:46	187431
Surr: 4-Bromofluorobenzene	*	80-120		96.7	%REC	1	02/04/2022 10:46	187431
Surr: Dibromofluoromethane	*	80-120		104.3	%REC	1	02/04/2022 10:46	187431
Surr: Toluene-d8	*	80-120		88.5	%REC	1	02/04/2022 10:46	187431



Laboratory Results

<http://www.teklabinc.com/>

Client: ERM
 Client Project: Champaign GW
 Lab ID: 22020188-024
 Matrix: GROUNDWATER

Work Order: 22020188
 Report Date: 11-Feb-22
 Client Sample ID: UMW-308-WG-20220202
 Collection Date: 02/02/2022 8:25

Analyses	Certification	RL	Qual	Result	Units	DF	Date Analyzed	Batch
SW-846 9012A (TOTAL)								
Cyanide	NELAP	0.005		0.011	mg/L	1	02/08/2022 13:58	187457
SW-846 3005A, 6010B, METALS BY ICP (TOTAL)								
Arsenic	NELAP	0.0250		< 0.0250	mg/L	1	02/04/2022 20:09	187405
Barium	NELAP	0.0025		0.111	mg/L	1	02/04/2022 20:09	187405
Cadmium	NELAP	0.0020		< 0.0020	mg/L	1	02/04/2022 20:09	187405
Chromium	NELAP	0.0050		< 0.0050	mg/L	1	02/04/2022 20:09	187405
Lead	NELAP	0.0075		< 0.0075	mg/L	1	02/04/2022 20:09	187405
Selenium	NELAP	0.0400		< 0.0400	mg/L	1	02/04/2022 20:09	187405
Silver	NELAP	0.0070		< 0.0070	mg/L	1	02/04/2022 20:09	187405
SW-846 7470A (TOTAL)								
Mercury	NELAP	0.00020		< 0.00020	mg/L	1	02/04/2022 14:05	187402
SW-846 3510C,8270C, SEMI-VOLATILE ORGANIC COMPOUNDS								
Acenaphthene	NELAP	0.000100		ND	mg/L	1	02/09/2022 7:14	187509
Acenaphthylene	NELAP	0.000100		ND	mg/L	1	02/09/2022 7:14	187509
Anthracene	NELAP	0.000300		ND	mg/L	1	02/09/2022 7:14	187509
Benzo(a)anthracene	NELAP	0.000100		ND	mg/L	1	02/09/2022 7:14	187509
Benzo(a)pyrene	NELAP	0.000200		ND	mg/L	1	02/09/2022 7:14	187509
Benzo(b)fluoranthene	NELAP	0.000100		ND	mg/L	1	02/09/2022 7:14	187509
Benzo(g,h,i)perylene	NELAP	0.000200		ND	mg/L	1	02/09/2022 7:14	187509
Benzo(k)fluoranthene	NELAP	0.000100		ND	mg/L	1	02/09/2022 7:14	187509
Chrysene	NELAP	0.000100		ND	mg/L	1	02/09/2022 7:14	187509
Dibenzo(a,h)anthracene	NELAP	0.000200		ND	mg/L	1	02/09/2022 7:14	187509
Fluoranthene	NELAP	0.000300		ND	mg/L	1	02/09/2022 7:14	187509
Fluorene	NELAP	0.000200		ND	mg/L	1	02/09/2022 7:14	187509
Indeno(1,2,3-cd)pyrene	NELAP	0.000200		ND	mg/L	1	02/09/2022 7:14	187509
Naphthalene	NELAP	0.000400		ND	mg/L	1	02/09/2022 7:14	187509
Phenanthrene	NELAP	0.000600	B	ND	mg/L	1	02/09/2022 7:14	187509
Pyrene	NELAP	0.000200		ND	mg/L	1	02/09/2022 7:14	187509
Surr: 2-Fluorobiphenyl	*	21.4-142		75.7	%REC	1	02/09/2022 7:14	187509
Surr: Nitrobenzene-d5	*	15-163		76.3	%REC	1	02/09/2022 7:14	187509
Surr: p-Terphenyl-d14	*	10-173		84.9	%REC	1	02/09/2022 7:14	187509
<i>Contamination present in the MBLK for Phenanthrene. Sample results below the reporting limit are reportable per the TNI Standard.</i>								
SW-846 5030, 8260B, VOLATILE ORGANIC COMPOUNDS BY GC/MS								
Benzene	NELAP	0.5		ND	µg/L	1	02/04/2022 11:12	187431
Ethylbenzene	NELAP	2.0		ND	µg/L	1	02/04/2022 11:12	187431
Toluene	NELAP	2.0		ND	µg/L	1	02/04/2022 11:12	187431
Xylenes, Total	NELAP	4.0		ND	µg/L	1	02/04/2022 11:12	187431
Surr: 1,2-Dichloroethane-d4	*	80-120		94.7	%REC	1	02/04/2022 11:12	187431
Surr: 4-Bromofluorobenzene	*	80-120		99.0	%REC	1	02/04/2022 11:12	187431
Surr: Dibromofluoromethane	*	80-120		104.2	%REC	1	02/04/2022 11:12	187431
Surr: Toluene-d8	*	80-120		90.2	%REC	1	02/04/2022 11:12	187431

Client: ERM

Work Order: 22020188

Client Project: Champaign GW

Report Date: 11-Feb-22

Lab ID: 22020188-025

Client Sample ID: DUP 001-WG-20220202

Matrix: GROUNDWATER

Collection Date: 02/02/2022 0:00

Analyses	Certification	RL	Qual	Result	Units	DF	Date Analyzed	Batch
SW-846 9012A (TOTAL)								
Cyanide	NELAP	0.005		0.014	mg/L	1	02/08/2022 14:03	187457
SW-846 3005A, 6010B, METALS BY ICP (TOTAL)								
Arsenic	NELAP	0.0250		< 0.0250	mg/L	1	02/04/2022 20:31	187405
Barium	NELAP	0.0025		0.0290	mg/L	1	02/04/2022 20:31	187405
Cadmium	NELAP	0.0020		< 0.0020	mg/L	1	02/04/2022 20:31	187405
Chromium	NELAP	0.0050		< 0.0050	mg/L	1	02/04/2022 20:31	187405
Lead	NELAP	0.0075		< 0.0075	mg/L	1	02/04/2022 20:31	187405
Selenium	NELAP	0.0400		< 0.0400	mg/L	1	02/04/2022 20:31	187405
Silver	NELAP	0.0070		< 0.0070	mg/L	1	02/04/2022 20:31	187405
SW-846 7470A (TOTAL)								
Mercury	NELAP	0.00020		< 0.00020	mg/L	1	02/04/2022 14:08	187402
SW-846 3510C,8270C, SEMI-VOLATILE ORGANIC COMPOUNDS								
Acenaphthene	NELAP	0.000100		0.000424	mg/L	1	02/09/2022 7:56	187509
Acenaphthylene	NELAP	0.000100		0.000303	mg/L	1	02/09/2022 7:56	187509
Anthracene	NELAP	0.000300		ND	mg/L	1	02/09/2022 7:56	187509
Benzo(a)anthracene	NELAP	0.000100		ND	mg/L	1	02/09/2022 7:56	187509
Benzo(a)pyrene	NELAP	0.000200		ND	mg/L	1	02/09/2022 7:56	187509
Benzo(b)fluoranthene	NELAP	0.000100		ND	mg/L	1	02/09/2022 7:56	187509
Benzo(g,h,i)perylene	NELAP	0.000200		ND	mg/L	1	02/09/2022 7:56	187509
Benzo(k)fluoranthene	NELAP	0.000100		ND	mg/L	1	02/09/2022 7:56	187509
Chrysene	NELAP	0.000100		ND	mg/L	1	02/09/2022 7:56	187509
Dibenzo(a,h)anthracene	NELAP	0.000200		ND	mg/L	1	02/09/2022 7:56	187509
Fluoranthene	NELAP	0.000300		ND	mg/L	1	02/09/2022 7:56	187509
Fluorene	NELAP	0.000200		ND	mg/L	1	02/09/2022 7:56	187509
Indeno(1,2,3-cd)pyrene	NELAP	0.000200		ND	mg/L	1	02/09/2022 7:56	187509
Naphthalene	NELAP	0.0100		0.0473	mg/L	25	02/09/2022 13:05	187509
Phenanthrene	NELAP	0.000600	B	ND	mg/L	1	02/09/2022 7:56	187509
Pyrene	NELAP	0.000200		ND	mg/L	1	02/09/2022 7:56	187509
Surr: 2-Fluorobiphenyl	*	21.4-142		76.5	%REC	1	02/09/2022 7:56	187509
Surr: Nitrobenzene-d5	*	15-163		66.9	%REC	1	02/09/2022 7:56	187509
Surr: p-Terphenyl-d14	*	10-173		75.0	%REC	1	02/09/2022 7:56	187509
<i>Contamination present in the MBLK for Phenanthrene. Sample results below the reporting limit are reportable per the TNI Standard.</i>								
SW-846 5030, 8260B, VOLATILE ORGANIC COMPOUNDS BY GC/MS								
Benzene	NELAP	0.5		110	µg/L	1	02/04/2022 11:39	187431
Ethylbenzene	NELAP	2.0		12.7	µg/L	1	02/04/2022 11:39	187431
Toluene	NELAP	2.0		77.6	µg/L	1	02/04/2022 11:39	187431
Xylenes, Total	NELAP	4.0		39.1	µg/L	1	02/04/2022 11:39	187431
Surr: 1,2-Dichloroethane-d4	*	80-120		96.7	%REC	1	02/04/2022 11:39	187431
Surr: 4-Bromofluorobenzene	*	80-120		97.5	%REC	1	02/04/2022 11:39	187431
Surr: Dibromofluoromethane	*	80-120		106.1	%REC	1	02/04/2022 11:39	187431
Surr: Toluene-d8	*	80-120		88.7	%REC	1	02/04/2022 11:39	187431



Laboratory Results

<http://www.teklabinc.com/>

Client: ERM
 Client Project: Champaign GW
 Lab ID: 22020188-026
 Matrix: GROUNDWATER

Work Order: 22020188
 Report Date: 11-Feb-22
 Client Sample ID: DUP 002-WG-20220202
 Collection Date: 02/02/2022 0:00

Analyses	Certification	RL	Qual	Result	Units	DF	Date Analyzed	Batch
SW-846 9012A (TOTAL)								
Cyanide	NELAP	0.005		< 0.005	mg/L	1	02/08/2022 14:07	187457
SW-846 3005A, 6010B, METALS BY ICP (TOTAL)								
Arsenic	NELAP	0.0250		< 0.0250	mg/L	1	02/04/2022 20:35	187405
Barium	NELAP	0.0025		0.0296	mg/L	1	02/04/2022 20:35	187405
Cadmium	NELAP	0.0020		< 0.0020	mg/L	1	02/04/2022 20:35	187405
Chromium	NELAP	0.0050		< 0.0050	mg/L	1	02/04/2022 20:35	187405
Lead	NELAP	0.0075		< 0.0075	mg/L	1	02/04/2022 20:35	187405
Selenium	NELAP	0.0400		< 0.0400	mg/L	1	02/04/2022 20:35	187405
Silver	NELAP	0.0070		< 0.0070	mg/L	1	02/04/2022 20:35	187405
SW-846 7470A (TOTAL)								
Mercury	NELAP	0.00020		< 0.00020	mg/L	1	02/04/2022 14:10	187402
SW-846 3510C,8270C, SEMI-VOLATILE ORGANIC COMPOUNDS								
Acenaphthene	NELAP	0.000100		ND	mg/L	1	02/08/2022 20:01	187509
Acenaphthylene	NELAP	0.000100		ND	mg/L	1	02/08/2022 20:01	187509
Anthracene	NELAP	0.000300		ND	mg/L	1	02/08/2022 20:01	187509
Benzo(a)anthracene	NELAP	0.000100		ND	mg/L	1	02/08/2022 20:01	187509
Benzo(a)pyrene	NELAP	0.000200		ND	mg/L	1	02/08/2022 20:01	187509
Benzo(b)fluoranthene	NELAP	0.000100		ND	mg/L	1	02/08/2022 20:01	187509
Benzo(g,h,i)perylene	NELAP	0.000200		ND	mg/L	1	02/08/2022 20:01	187509
Benzo(k)fluoranthene	NELAP	0.000100		ND	mg/L	1	02/08/2022 20:01	187509
Chrysene	NELAP	0.000100		ND	mg/L	1	02/08/2022 20:01	187509
Dibenzo(a,h)anthracene	NELAP	0.000200		ND	mg/L	1	02/08/2022 20:01	187509
Fluoranthene	NELAP	0.000300		ND	mg/L	1	02/08/2022 20:01	187509
Fluorene	NELAP	0.000200		ND	mg/L	1	02/08/2022 20:01	187509
Indeno(1,2,3-cd)pyrene	NELAP	0.000200		ND	mg/L	1	02/08/2022 20:01	187509
Naphthalene	NELAP	0.000400		ND	mg/L	1	02/08/2022 20:01	187509
Phenanthrene	NELAP	0.000600	B	ND	mg/L	1	02/08/2022 20:01	187509
Pyrene	NELAP	0.000200		ND	mg/L	1	02/08/2022 20:01	187509
Surr: 2-Fluorobiphenyl	*	21.4-142		76.1	%REC	1	02/08/2022 20:01	187509
Surr: Nitrobenzene-d5	*	15-163		70.7	%REC	1	02/08/2022 20:01	187509
Surr: p-Terphenyl-d14	*	10-173		59.8	%REC	1	02/08/2022 20:01	187509
<i>Contamination present in the MBLK for Phenanthrene. Sample results below the reporting limit are reportable per the TNI Standard.</i>								
SW-846 5030, 8260B, VOLATILE ORGANIC COMPOUNDS BY GC/MS								
Benzene	NELAP	0.5		13.7	µg/L	1	02/04/2022 12:05	187431
Ethylbenzene	NELAP	2.0		ND	µg/L	1	02/04/2022 12:05	187431
Toluene	NELAP	2.0		ND	µg/L	1	02/04/2022 12:05	187431
Xylenes, Total	NELAP	4.0		ND	µg/L	1	02/04/2022 12:05	187431
Surr: 1,2-Dichloroethane-d4	*	80-120		95.4	%REC	1	02/04/2022 12:05	187431
Surr: 4-Bromofluorobenzene	*	80-120		96.3	%REC	1	02/04/2022 12:05	187431
Surr: Dibromofluoromethane	*	80-120		105.5	%REC	1	02/04/2022 12:05	187431
Surr: Toluene-d8	*	80-120		89.0	%REC	1	02/04/2022 12:05	187431

Client: ERM
 Client Project: Champaign GW
 Lab ID: 22020188-027
 Matrix: GROUNDWATER

Work Order: 22020188
 Report Date: 11-Feb-22
 Client Sample ID: DUP 003-WG-20220202
 Collection Date: 02/02/2022 0:00

Analyses	Certification	RL	Qual	Result	Units	DF	Date Analyzed	Batch
SW-846 9012A (TOTAL)								
Cyanide	NELAP	0.025		0.064	mg/L	5	02/08/2022 16:56	187457
SW-846 3005A, 6010B, METALS BY ICP (TOTAL)								
Arsenic	NELAP	0.0250		< 0.0250	mg/L	1	02/04/2022 20:39	187405
Barium	NELAP	0.0025		0.0525	mg/L	1	02/04/2022 20:39	187405
Cadmium	NELAP	0.0020		< 0.0020	mg/L	1	02/04/2022 20:39	187405
Chromium	NELAP	0.0050		< 0.0050	mg/L	1	02/04/2022 20:39	187405
Lead	NELAP	0.0075		< 0.0075	mg/L	1	02/04/2022 20:39	187405
Selenium	NELAP	0.0400		< 0.0400	mg/L	1	02/04/2022 20:39	187405
Silver	NELAP	0.0070		< 0.0070	mg/L	1	02/04/2022 20:39	187405
SW-846 7470A (TOTAL)								
Mercury	NELAP	0.00020		< 0.00020	mg/L	1	02/04/2022 14:12	187402
SW-846 3510C,8270C, SEMI-VOLATILE ORGANIC COMPOUNDS								
Acenaphthene	NELAP	0.000100		0.000694	mg/L	1	02/08/2022 19:20	187509
Acenaphthylene	NELAP	0.000100		0.000502	mg/L	1	02/08/2022 19:20	187509
Anthracene	NELAP	0.000300		ND	mg/L	1	02/08/2022 19:20	187509
Benzo(a)anthracene	NELAP	0.000100		ND	mg/L	1	02/08/2022 19:20	187509
Benzo(a)pyrene	NELAP	0.000200		ND	mg/L	1	02/08/2022 19:20	187509
Benzo(b)fluoranthene	NELAP	0.000100		ND	mg/L	1	02/08/2022 19:20	187509
Benzo(g,h,i)perylene	NELAP	0.000200		ND	mg/L	1	02/08/2022 19:20	187509
Benzo(k)fluoranthene	NELAP	0.000100		ND	mg/L	1	02/08/2022 19:20	187509
Chrysene	NELAP	0.000100		ND	mg/L	1	02/08/2022 19:20	187509
Dibenzo(a,h)anthracene	NELAP	0.000200		ND	mg/L	1	02/08/2022 19:20	187509
Fluoranthene	NELAP	0.000300		ND	mg/L	1	02/08/2022 19:20	187509
Fluorene	NELAP	0.000200		ND	mg/L	1	02/08/2022 19:20	187509
Indeno(1,2,3-cd)pyrene	NELAP	0.000200		ND	mg/L	1	02/08/2022 19:20	187509
Naphthalene	NELAP	0.400		2.05	mg/L	1000	02/09/2022 15:10	187509
Phenanthrene	NELAP	0.000600	B	ND	mg/L	1	02/08/2022 19:20	187509
Pyrene	NELAP	0.000200		ND	mg/L	1	02/08/2022 19:20	187509
Surr: 2-Fluorobiphenyl	*	21.4-142		79.8	%REC	1	02/08/2022 19:20	187509
Surr: Nitrobenzene-d5	*	15-163		50.6	%REC	1	02/08/2022 19:20	187509
Surr: p-Terphenyl-d14	*	10-173		79.9	%REC	1	02/08/2022 19:20	187509
SW-846 5030, 8260B, VOLATILE ORGANIC COMPOUNDS BY GC/MS								
Benzene	NELAP	5.0		411	µg/L	10	02/04/2022 12:32	187431
Ethylbenzene	NELAP	20.0		728	µg/L	10	02/04/2022 12:32	187431
Toluene	NELAP	20.0		ND	µg/L	10	02/04/2022 12:32	187431
Xylenes, Total	NELAP	40.0		200	µg/L	10	02/04/2022 12:32	187431
Surr: 1,2-Dichloroethane-d4	*	80-120		95.8	%REC	10	02/04/2022 12:32	187431
Surr: 4-Bromofluorobenzene	*	80-120		94.4	%REC	10	02/04/2022 12:32	187431
Surr: Dibromofluoromethane	*	80-120		105.1	%REC	10	02/04/2022 12:32	187431
Surr: Toluene-d8	*	80-120		90.5	%REC	10	02/04/2022 12:32	187431

Contamination present in the MBLK for Phenanthrene. Sample results below the reporting limit are reportable per the TNI Standard.

Elevated reporting limit due to high levels of target and/or non-target analytes.



Laboratory Results

<http://www.teklabinc.com/>

Client: ERM
 Client Project: Champaign GW
 Lab ID: 22020188-028
 Matrix: GROUNDWATER

Work Order: 22020188
 Report Date: 11-Feb-22
 Client Sample ID: EB-01-WQ-20220131
 Collection Date: 01/31/2022 12:35

Analyses	Certification	RL	Qual	Result	Units	DF	Date Analyzed	Batch
SW-846 9012A (TOTAL)								
Cyanide	NELAP	0.005		< 0.005	mg/L	1	02/08/2022 14:16	187457
SW-846 3005A, 6010B, METALS BY ICP (TOTAL)								
Arsenic	NELAP	0.0250		< 0.0250	mg/L	1	02/04/2022 20:43	187405
Barium	NELAP	0.0025		< 0.0025	mg/L	1	02/04/2022 20:43	187405
Cadmium	NELAP	0.0020		< 0.0020	mg/L	1	02/04/2022 20:43	187405
Chromium	NELAP	0.0050		< 0.0050	mg/L	1	02/04/2022 20:43	187405
Lead	NELAP	0.0075		< 0.0075	mg/L	1	02/04/2022 20:43	187405
Selenium	NELAP	0.0400		< 0.0400	mg/L	1	02/04/2022 20:43	187405
Silver	NELAP	0.0070		< 0.0070	mg/L	1	02/04/2022 20:43	187405
SW-846 7470A (TOTAL)								
Mercury	NELAP	0.00020		< 0.00020	mg/L	1	02/04/2022 14:14	187402
SW-846 3510C,8270C, SEMI-VOLATILE ORGANIC COMPOUNDS								
Acenaphthene	NELAP	0.000100		ND	mg/L	1	02/07/2022 22:50	187475
Acenaphthylene	NELAP	0.000100		ND	mg/L	1	02/07/2022 22:50	187475
Anthracene	NELAP	0.000300		ND	mg/L	1	02/07/2022 22:50	187475
Benzo(a)anthracene	NELAP	0.000100		ND	mg/L	1	02/07/2022 22:50	187475
Benzo(a)pyrene	NELAP	0.000200		ND	mg/L	1	02/07/2022 22:50	187475
Benzo(b)fluoranthene	NELAP	0.000100		ND	mg/L	1	02/07/2022 22:50	187475
Benzo(g,h,i)perylene	NELAP	0.000200		ND	mg/L	1	02/07/2022 22:50	187475
Benzo(k)fluoranthene	NELAP	0.000100		ND	mg/L	1	02/07/2022 22:50	187475
Chrysene	NELAP	0.000100		ND	mg/L	1	02/07/2022 22:50	187475
Dibenzo(a,h)anthracene	NELAP	0.000200		ND	mg/L	1	02/07/2022 22:50	187475
Fluoranthene	NELAP	0.000300		ND	mg/L	1	02/07/2022 22:50	187475
Fluorene	NELAP	0.000200		ND	mg/L	1	02/07/2022 22:50	187475
Indeno(1,2,3-cd)pyrene	NELAP	0.000200		ND	mg/L	1	02/07/2022 22:50	187475
Naphthalene	NELAP	0.000400		ND	mg/L	1	02/07/2022 22:50	187475
Phenanthrene	NELAP	0.000600		ND	mg/L	1	02/07/2022 22:50	187475
Pyrene	NELAP	0.000200		ND	mg/L	1	02/07/2022 22:50	187475
Surr: 2-Fluorobiphenyl	*	21.4-142		84.2	%REC	1	02/07/2022 22:50	187475
Surr: Nitrobenzene-d5	*	15-163		72.2	%REC	1	02/07/2022 22:50	187475
Surr: p-Terphenyl-d14	*	10-173		92.8	%REC	1	02/07/2022 22:50	187475
SW-846 5030, 8260B, VOLATILE ORGANIC COMPOUNDS BY GC/MS								
Benzene	NELAP	0.5		ND	µg/L	1	02/04/2022 12:59	187431
Ethylbenzene	NELAP	2.0		ND	µg/L	1	02/04/2022 12:59	187431
Toluene	NELAP	2.0		ND	µg/L	1	02/04/2022 12:59	187431
Xylenes, Total	NELAP	4.0		ND	µg/L	1	02/04/2022 12:59	187431
Surr: 1,2-Dichloroethane-d4	*	80-120		95.7	%REC	1	02/04/2022 12:59	187431
Surr: 4-Bromofluorobenzene	*	80-120		96.9	%REC	1	02/04/2022 12:59	187431
Surr: Dibromofluoromethane	*	80-120		105.4	%REC	1	02/04/2022 12:59	187431
Surr: Toluene-d8	*	80-120		89.9	%REC	1	02/04/2022 12:59	187431



Laboratory Results

<http://www.teklabinc.com/>

Client: ERM
 Client Project: Champaign GW
 Lab ID: 22020188-029
 Matrix: TRIP BLANK

Work Order: 22020188
 Report Date: 11-Feb-22
 Client Sample ID: TB-01-WQ-20220131
 Collection Date: 02/03/2022 14:15

Analyses	Certification	RL	Qual	Result	Units	DF	Date Analyzed	Batch
SW-846 5030, 8260B, VOLATILE ORGANIC COMPOUNDS BY GC/MS								
Benzene	NELAP	0.5		ND	µg/L	1	02/04/2022 13:25	187431
Ethylbenzene	NELAP	2.0		ND	µg/L	1	02/04/2022 13:25	187431
Toluene	NELAP	2.0		ND	µg/L	1	02/04/2022 13:25	187431
Xylenes, Total	NELAP	4.0		ND	µg/L	1	02/04/2022 13:25	187431
Surr: 1,2-Dichloroethane-d4	*	80-120		96.0	%REC	1	02/04/2022 13:25	187431
Surr: 4-Bromofluorobenzene	*	80-120		97.8	%REC	1	02/04/2022 13:25	187431
Surr: Dibromofluoromethane	*	80-120		104.7	%REC	1	02/04/2022 13:25	187431
Surr: Toluene-d8	*	80-120		90.6	%REC	1	02/04/2022 13:25	187431

Client: ERM
 Client Project: Champaign GW
 Lab ID: 22020188-030
 Matrix: GROUNDWATER

Work Order: 22020188
 Report Date: 11-Feb-22
 Client Sample ID: EB-02-WQ-20220202
 Collection Date: 02/02/2022 7:20

Analyses	Certification	RL	Qual	Result	Units	DF	Date Analyzed	Batch
SW-846 9012A (TOTAL)								
Cyanide	NELAP	0.005		< 0.005	mg/L	1	02/08/2022 14:20	187457
SW-846 3005A, 6010B, METALS BY ICP (TOTAL)								
Arsenic	NELAP	0.0250		< 0.0250	mg/L	1	02/04/2022 20:46	187405
Barium	NELAP	0.0025		< 0.0025	mg/L	1	02/04/2022 20:46	187405
Cadmium	NELAP	0.0020		< 0.0020	mg/L	1	02/04/2022 20:46	187405
Chromium	NELAP	0.0050		< 0.0050	mg/L	1	02/04/2022 20:46	187405
Lead	NELAP	0.0075		< 0.0075	mg/L	1	02/04/2022 20:46	187405
Selenium	NELAP	0.0400		< 0.0400	mg/L	1	02/04/2022 20:46	187405
Silver	NELAP	0.0070		< 0.0070	mg/L	1	02/04/2022 20:46	187405
SW-846 7470A (TOTAL)								
Mercury	NELAP	0.00020		< 0.00020	mg/L	1	02/04/2022 14:21	187402
SW-846 3510C,8270C, SEMI-VOLATILE ORGANIC COMPOUNDS								
Acenaphthene	NELAP	0.000100		ND	mg/L	1	02/08/2022 18:38	187509
Acenaphthylene	NELAP	0.000100		ND	mg/L	1	02/08/2022 18:38	187509
Anthracene	NELAP	0.000300		ND	mg/L	1	02/08/2022 18:38	187509
Benzo(a)anthracene	NELAP	0.000100		ND	mg/L	1	02/08/2022 18:38	187509
Benzo(a)pyrene	NELAP	0.000200		ND	mg/L	1	02/08/2022 18:38	187509
Benzo(b)fluoranthene	NELAP	0.000100		ND	mg/L	1	02/08/2022 18:38	187509
Benzo(g,h,i)perylene	NELAP	0.000200		ND	mg/L	1	02/08/2022 18:38	187509
Benzo(k)fluoranthene	NELAP	0.000100		ND	mg/L	1	02/08/2022 18:38	187509
Chrysene	NELAP	0.000100		ND	mg/L	1	02/08/2022 18:38	187509
Dibenzo(a,h)anthracene	NELAP	0.000200		ND	mg/L	1	02/08/2022 18:38	187509
Fluoranthene	NELAP	0.000300		ND	mg/L	1	02/08/2022 18:38	187509
Fluorene	NELAP	0.000200		ND	mg/L	1	02/08/2022 18:38	187509
Indeno(1,2,3-cd)pyrene	NELAP	0.000200		ND	mg/L	1	02/08/2022 18:38	187509
Naphthalene	NELAP	0.000400	H	ND	mg/L	1	02/11/2022 14:30	187605
Phenanthrene	NELAP	0.000600	B	ND	mg/L	1	02/08/2022 18:38	187509
Pyrene	NELAP	0.000200		ND	mg/L	1	02/08/2022 18:38	187509
Surr: 2-Fluorobiphenyl	*	21.4-142		80.7	%REC	1	02/08/2022 18:38	187509
Surr: Nitrobenzene-d5	*	15-163		69.2	%REC	1	02/08/2022 18:38	187509
Surr: p-Terphenyl-d14	*	10-173		91.1	%REC	1	02/08/2022 18:38	187509
<i>Sample required re-extraction out of hold time.</i>								
<i>Contamination present in the MBLK for Phenanthrene. Sample results below the reporting limit are reportable per the TNI Standard.</i>								
SW-846 5030, 8260B, VOLATILE ORGANIC COMPOUNDS BY GC/MS								
Benzene	NELAP	0.5		ND	µg/L	1	02/04/2022 13:52	187431
Ethylbenzene	NELAP	2.0		ND	µg/L	1	02/04/2022 13:52	187431
Toluene	NELAP	2.0		ND	µg/L	1	02/04/2022 13:52	187431
Xylenes, Total	NELAP	4.0		ND	µg/L	1	02/04/2022 13:52	187431
Surr: 1,2-Dichloroethane-d4	*	80-120		95.6	%REC	1	02/04/2022 13:52	187431
Surr: 4-Bromofluorobenzene	*	80-120		96.4	%REC	1	02/04/2022 13:52	187431
Surr: Dibromofluoromethane	*	80-120		106.2	%REC	1	02/04/2022 13:52	187431
Surr: Toluene-d8	*	80-120		88.8	%REC	1	02/04/2022 13:52	187431



Sample Summary

<http://www.teklabinc.com/>

Client: ERM

Work Order: 22020188

Client Project: Champaign GW

Report Date: 11-Feb-22

Lab Sample ID	Client Sample ID	Matrix	Fractions	Collection Date
22020188-001	UMW-102-WG-20220131	Groundwater	4	01/31/2022 13:45
22020188-002	UMW-105-WG-20220201	Groundwater	4	02/01/2022 14:10
22020188-003	UMW-106R-WG-20220201	Groundwater	4	02/01/2022 8:25
22020188-004	UMW-109-WG-20220201	Groundwater	4	02/01/2022 8:10
22020188-005	UMW-111A-WG-20220131	Groundwater	4	01/31/2022 16:55
22020188-006	UMW-116-WG-20220201	Groundwater	4	02/01/2022 10:35
22020188-007	UMW-118-WG-20220201	Groundwater	4	02/01/2022 9:30
22020188-008	UMW-119-WG-20220131	Groundwater	4	01/31/2022 16:05
22020188-009	UMW-120-WG-20220131	Groundwater	4	01/31/2022 14:35
22020188-010	UMW-121-WG-20220201	Groundwater	4	02/01/2022 14:30
22020188-011	UMW-122-WG-20220201	Groundwater	4	02/01/2022 9:30
22020188-012	UMW-123-WG-20220201	Groundwater	4	02/01/2022 10:40
22020188-013	UMW-124-WG-20220202	Groundwater	4	02/02/2022 10:50
22020188-014	UMW-125-WG-20220201	Groundwater	4	02/01/2022 16:50
22020188-015	UMW-126-WG-20220202	Groundwater	4	02/02/2022 9:25
22020188-016	UMW-127-WG-20220201	Groundwater	4	02/01/2022 15:35
22020188-017	UMW-300-WG-20220131	Groundwater	4	01/31/2022 17:40
22020188-018	UMW-301R-WG-20220201	Groundwater	4	02/01/2022 16:50
22020188-019	UMW-302-WG-20220202	Groundwater	4	02/02/2022 12:21
22020188-020	UMW-304R-WG-20220201	Groundwater	4	02/01/2022 15:40
22020188-021	UMW-305-WG-20220201	Groundwater	4	02/01/2022 13:00
22020188-022	UMW-306-WG-20220201	Groundwater	4	02/01/2022 12:20
22020188-023	UMW-307-WG-20220201	Groundwater	4	02/01/2022 11:50
22020188-024	UMW-308-WG-20220202	Groundwater	4	02/02/2022 8:25
22020188-025	DUP 001-WG-20220202	Groundwater	4	02/02/2022 0:00
22020188-026	DUP 002-WG-20220202	Groundwater	4	02/02/2022 0:00
22020188-027	DUP 003-WG-20220202	Groundwater	4	02/02/2022 0:00
22020188-028	EB-01-WQ-20220131	Groundwater	4	01/31/2022 12:35
22020188-029	TB-01-WQ-20220131	Trip Blank	1	02/03/2022 14:15
22020188-030	EB-02-WQ-20220202	Groundwater	4	02/02/2022 7:20



Dates Report

<http://www.teklabinc.com/>

Client: ERM

Work Order: 22020188

Client Project: Champaign GW

Report Date: 11-Feb-22

Sample ID	Client Sample ID	Collection Date	Received Date	Prep Date/Time	Analysis Date/Time
	Test Name				
22020188-001A	UMW-102-WG-20220131	01/31/2022 13:45	02/03/2022 14:15		
	SW-846 3510C,8270C, Semi-Volatile Organic Compounds			02/07/2022 11:54	02/07/2022 19:16
22020188-001B	UMW-102-WG-20220131	01/31/2022 13:45	02/03/2022 14:15		
	SW-846 3005A, 6010B, Metals by ICP (Total)			02/03/2022 20:25	02/04/2022 17:18
	SW-846 7470A (Total)			02/03/2022 18:39	02/04/2022 12:19
22020188-001C	UMW-102-WG-20220131	01/31/2022 13:45	02/03/2022 14:15		
	SW-846 9012A (Total)			02/07/2022 12:59	02/08/2022 11:36
22020188-001D	UMW-102-WG-20220131	01/31/2022 13:45	02/03/2022 14:15		
	SW-846 5030, 8260B, Volatile Organic Compounds by GC/MS				02/04/2022 9:03
22020188-002A	UMW-105-WG-20220201	02/01/2022 14:10	02/03/2022 14:15		
	SW-846 3510C,8270C, Semi-Volatile Organic Compounds			02/07/2022 14:22	02/08/2022 10:17
22020188-002B	UMW-105-WG-20220201	02/01/2022 14:10	02/03/2022 14:15		
	SW-846 3005A, 6010B, Metals by ICP (Total)			02/03/2022 20:25	02/04/2022 17:22
	SW-846 7470A (Total)			02/03/2022 18:39	02/04/2022 12:22
22020188-002C	UMW-105-WG-20220201	02/01/2022 14:10	02/03/2022 14:15		
	SW-846 9012A (Total)			02/07/2022 12:59	02/08/2022 11:40
22020188-002D	UMW-105-WG-20220201	02/01/2022 14:10	02/03/2022 14:15		
	SW-846 5030, 8260B, Volatile Organic Compounds by GC/MS				02/04/2022 9:27
22020188-003A	UMW-106R-WG-20220201	02/01/2022 8:25	02/03/2022 14:15		
	SW-846 3510C,8270C, Semi-Volatile Organic Compounds			02/07/2022 14:22	02/08/2022 10:58
22020188-003B	UMW-106R-WG-20220201	02/01/2022 8:25	02/03/2022 14:15		
	SW-846 3005A, 6010B, Metals by ICP (Total)			02/03/2022 20:25	02/04/2022 17:26
	SW-846 7470A (Total)			02/03/2022 18:39	02/04/2022 12:24
22020188-003C	UMW-106R-WG-20220201	02/01/2022 8:25	02/03/2022 14:15		
	SW-846 9012A (Total)			02/07/2022 12:59	02/08/2022 11:44
22020188-003D	UMW-106R-WG-20220201	02/01/2022 8:25	02/03/2022 14:15		
	SW-846 5030, 8260B, Volatile Organic Compounds by GC/MS				02/04/2022 9:51
22020188-004A	UMW-109-WG-20220201	02/01/2022 8:10	02/03/2022 14:15		
	SW-846 3510C,8270C, Semi-Volatile Organic Compounds			02/07/2022 14:22	02/08/2022 11:39
22020188-004B	UMW-109-WG-20220201	02/01/2022 8:10	02/03/2022 14:15		
	SW-846 3005A, 6010B, Metals by ICP (Total)			02/03/2022 20:25	02/04/2022 17:29
	SW-846 7470A (Total)			02/03/2022 18:39	02/04/2022 12:31
22020188-004C	UMW-109-WG-20220201	02/01/2022 8:10	02/03/2022 14:15		
	SW-846 9012A (Total)			02/07/2022 12:59	02/08/2022 11:48
22020188-004D	UMW-109-WG-20220201	02/01/2022 8:10	02/03/2022 14:15		



Dates Report

<http://www.teklabinc.com/>

Client: ERM

Work Order: 22020188

Client Project: Champaign GW

Report Date: 11-Feb-22

Sample ID	Client Sample ID	Collection Date	Received Date	Prep Date/Time	Analysis Date/Time
	SW-846 5030, 8260B, Volatile Organic Compounds by GC/MS				02/04/2022 10:14
22020188-005A	UMW-111A-WG-20220131	01/31/2022 16:55	02/03/2022 14:15		
	SW-846 3510C,8270C, Semi-Volatile Organic Compounds			02/07/2022 11:54	02/07/2022 19:59
22020188-005B	UMW-111A-WG-20220131	01/31/2022 16:55	02/03/2022 14:15		
	SW-846 3005A, 6010B, Metals by ICP (Total)			02/03/2022 20:25	02/04/2022 17:33
	SW-846 7470A (Total)			02/03/2022 18:39	02/04/2022 12:33
22020188-005C	UMW-111A-WG-20220131	01/31/2022 16:55	02/03/2022 14:15		
	SW-846 9012A (Total)			02/07/2022 12:59	02/08/2022 11:53
22020188-005D	UMW-111A-WG-20220131	01/31/2022 16:55	02/03/2022 14:15		
	SW-846 5030, 8260B, Volatile Organic Compounds by GC/MS				02/04/2022 10:38
22020188-006A	UMW-116-WG-20220201	02/01/2022 10:35	02/03/2022 14:15		
	SW-846 3510C,8270C, Semi-Volatile Organic Compounds			02/07/2022 14:22	02/08/2022 12:23
22020188-006B	UMW-116-WG-20220201	02/01/2022 10:35	02/03/2022 14:15		
	SW-846 3005A, 6010B, Metals by ICP (Total)			02/03/2022 20:25	02/04/2022 17:37
	SW-846 7470A (Total)			02/03/2022 18:39	02/04/2022 12:35
22020188-006C	UMW-116-WG-20220201	02/01/2022 10:35	02/03/2022 14:15		
	SW-846 9012A (Total)			02/07/2022 12:59	02/08/2022 11:57
22020188-006D	UMW-116-WG-20220201	02/01/2022 10:35	02/03/2022 14:15		
	SW-846 5030, 8260B, Volatile Organic Compounds by GC/MS				02/04/2022 11:01
22020188-007A	UMW-118-WG-20220201	02/01/2022 9:30	02/03/2022 14:15		
	SW-846 3510C,8270C, Semi-Volatile Organic Compounds			02/07/2022 14:22	02/08/2022 13:04
22020188-007B	UMW-118-WG-20220201	02/01/2022 9:30	02/03/2022 14:15		
	SW-846 3005A, 6010B, Metals by ICP (Total)			02/03/2022 20:25	02/04/2022 17:40
	SW-846 7470A (Total)			02/03/2022 18:39	02/04/2022 12:38
22020188-007C	UMW-118-WG-20220201	02/01/2022 9:30	02/03/2022 14:15		
	SW-846 9012A (Total)			02/07/2022 12:59	02/08/2022 12:01
22020188-007D	UMW-118-WG-20220201	02/01/2022 9:30	02/03/2022 14:15		
	SW-846 5030, 8260B, Volatile Organic Compounds by GC/MS				02/04/2022 11:25
22020188-008A	UMW-119-WG-20220131	01/31/2022 16:05	02/03/2022 14:15		
	SW-846 3510C,8270C, Semi-Volatile Organic Compounds			02/07/2022 11:54	02/07/2022 20:42
22020188-008B	UMW-119-WG-20220131	01/31/2022 16:05	02/03/2022 14:15		
	SW-846 3005A, 6010B, Metals by ICP (Total)			02/03/2022 20:25	02/04/2022 17:44
	SW-846 7470A (Total)			02/03/2022 18:39	02/04/2022 12:40
22020188-008C	UMW-119-WG-20220131	01/31/2022 16:05	02/03/2022 14:15		
	SW-846 9012A (Total)			02/07/2022 12:59	02/08/2022 12:06



Dates Report

<http://www.teklabinc.com/>

Client: ERM

Work Order: 22020188

Client Project: Champaign GW

Report Date: 11-Feb-22

Sample ID	Client Sample ID	Collection Date	Received Date	Prep Date/Time	Analysis Date/Time
	Test Name				
22020188-008D	UMW-119-WG-20220131	01/31/2022 16:05	02/03/2022 14:15		
	SW-846 5030, 8260B, Volatile Organic Compounds by GC/MS				02/04/2022 11:48
22020188-009A	UMW-120-WG-20220131	01/31/2022 14:35	02/03/2022 14:15		
	SW-846 3510C,8270C, Semi-Volatile Organic Compounds			02/07/2022 11:54	02/07/2022 21:25
22020188-009B	UMW-120-WG-20220131	01/31/2022 14:35	02/03/2022 14:15		
	SW-846 3005A, 6010B, Metals by ICP (Total)			02/03/2022 20:25	02/04/2022 17:48
	SW-846 7470A (Total)			02/03/2022 18:39	02/04/2022 12:42
22020188-009C	UMW-120-WG-20220131	01/31/2022 14:35	02/03/2022 14:15		
	SW-846 9012A (Total)			02/07/2022 12:59	02/08/2022 12:10
22020188-009D	UMW-120-WG-20220131	01/31/2022 14:35	02/03/2022 14:15		
	SW-846 5030, 8260B, Volatile Organic Compounds by GC/MS				02/04/2022 12:12
22020188-010A	UMW-121-WG-20220201	02/01/2022 14:30	02/03/2022 14:15		
	SW-846 3510C,8270C, Semi-Volatile Organic Compounds			02/07/2022 14:22	02/08/2022 13:46
22020188-010B	UMW-121-WG-20220201	02/01/2022 14:30	02/03/2022 14:15		
	SW-846 3005A, 6010B, Metals by ICP (Total)			02/03/2022 20:25	02/04/2022 18:06
	SW-846 7470A (Total)			02/03/2022 18:39	02/04/2022 12:49
22020188-010C	UMW-121-WG-20220201	02/01/2022 14:30	02/03/2022 14:15		
	SW-846 9012A (Total)			02/07/2022 12:59	02/08/2022 13:41
22020188-010D	UMW-121-WG-20220201	02/01/2022 14:30	02/03/2022 14:15		
	SW-846 5030, 8260B, Volatile Organic Compounds by GC/MS				02/04/2022 12:35
22020188-011A	UMW-122-WG-20220201	02/01/2022 9:30	02/03/2022 14:15		
	SW-846 3510C,8270C, Semi-Volatile Organic Compounds			02/07/2022 14:22	02/08/2022 14:27
22020188-011B	UMW-122-WG-20220201	02/01/2022 9:30	02/03/2022 14:15		
	SW-846 3005A, 6010B, Metals by ICP (Total)			02/03/2022 20:25	02/04/2022 18:10
	SW-846 7470A (Total)			02/03/2022 18:42	02/04/2022 13:17
22020188-011C	UMW-122-WG-20220201	02/01/2022 9:30	02/03/2022 14:15		
	SW-846 9012A (Total)			02/07/2022 12:59	02/08/2022 12:36
22020188-011D	UMW-122-WG-20220201	02/01/2022 9:30	02/03/2022 14:15		
	SW-846 5030, 8260B, Volatile Organic Compounds by GC/MS				02/04/2022 12:59
22020188-012A	UMW-123-WG-20220201	02/01/2022 10:40	02/03/2022 14:15		
	SW-846 3510C,8270C, Semi-Volatile Organic Compounds			02/07/2022 14:22	02/08/2022 15:09
22020188-012B	UMW-123-WG-20220201	02/01/2022 10:40	02/03/2022 14:15		
	SW-846 3005A, 6010B, Metals by ICP (Total)			02/03/2022 20:25	02/04/2022 18:14
	SW-846 7470A (Total)			02/03/2022 18:42	02/04/2022 13:19
22020188-012C	UMW-123-WG-20220201	02/01/2022 10:40	02/03/2022 14:15		



Dates Report

<http://www.teklabinc.com/>

Client: ERM

Work Order: 22020188

Client Project: Champaign GW

Report Date: 11-Feb-22

Sample ID	Client Sample ID	Collection Date	Received Date	Prep Date/Time	Analysis Date/Time
Test Name					
	SW-846 9012A (Total)			02/07/2022 12:59	02/08/2022 12:41
22020188-012D	UMW-123-WG-20220201	02/01/2022 10:40	02/03/2022 14:15		
	SW-846 5030, 8260B, Volatile Organic Compounds by GC/MS				02/04/2022 13:23
22020188-013A	UMW-124-WG-20220202	02/02/2022 10:50	02/03/2022 14:15		
	SW-846 3510C,8270C, Semi-Volatile Organic Compounds			02/08/2022 13:01	02/09/2022 2:19
	SW-846 3510C,8270C, Semi-Volatile Organic Compounds			02/08/2022 13:01	02/09/2022 12:23
22020188-013B	UMW-124-WG-20220202	02/02/2022 10:50	02/03/2022 14:15		
	SW-846 3005A, 6010B, Metals by ICP (Total)			02/03/2022 20:25	02/04/2022 18:18
	SW-846 7470A (Total)			02/03/2022 18:42	02/04/2022 13:26
22020188-013C	UMW-124-WG-20220202	02/02/2022 10:50	02/03/2022 14:15		
	SW-846 9012A (Total)			02/07/2022 12:59	02/08/2022 12:45
22020188-013D	UMW-124-WG-20220202	02/02/2022 10:50	02/03/2022 14:15		
	SW-846 5030, 8260B, Volatile Organic Compounds by GC/MS				02/04/2022 13:46
22020188-014A	UMW-125-WG-20220201	02/01/2022 16:50	02/03/2022 14:15		
	SW-846 3510C,8270C, Semi-Volatile Organic Compounds			02/08/2022 13:01	02/09/2022 3:01
22020188-014B	UMW-125-WG-20220201	02/01/2022 16:50	02/03/2022 14:15		
	SW-846 3005A, 6010B, Metals by ICP (Total)			02/03/2022 20:25	02/04/2022 18:29
	SW-846 7470A (Total)			02/03/2022 18:42	02/04/2022 13:29
22020188-014C	UMW-125-WG-20220201	02/01/2022 16:50	02/03/2022 14:15		
	SW-846 9012A (Total)			02/07/2022 12:59	02/08/2022 14:46
22020188-014D	UMW-125-WG-20220201	02/01/2022 16:50	02/03/2022 14:15		
	SW-846 5030, 8260B, Volatile Organic Compounds by GC/MS				02/04/2022 14:10
22020188-015A	UMW-126-WG-20220202	02/02/2022 9:25	02/03/2022 14:15		
	SW-846 3510C,8270C, Semi-Volatile Organic Compounds			02/08/2022 13:01	02/09/2022 3:43
22020188-015B	UMW-126-WG-20220202	02/02/2022 9:25	02/03/2022 14:15		
	SW-846 3005A, 6010B, Metals by ICP (Total)			02/03/2022 20:28	02/04/2022 19:06
	SW-846 7470A (Total)			02/03/2022 18:42	02/04/2022 13:31
22020188-015C	UMW-126-WG-20220202	02/02/2022 9:25	02/03/2022 14:15		
	SW-846 9012A (Total)			02/07/2022 12:59	02/08/2022 12:53
22020188-015D	UMW-126-WG-20220202	02/02/2022 9:25	02/03/2022 14:15		
	SW-846 5030, 8260B, Volatile Organic Compounds by GC/MS				02/04/2022 14:34
22020188-016A	UMW-127-WG-20220201	02/01/2022 15:35	02/03/2022 14:15		
	SW-846 3510C,8270C, Semi-Volatile Organic Compounds			02/08/2022 13:01	02/09/2022 4:25
22020188-016B	UMW-127-WG-20220201	02/01/2022 15:35	02/03/2022 14:15		
	SW-846 3005A, 6010B, Metals by ICP (Total)			02/03/2022 20:28	02/04/2022 19:10



Dates Report

<http://www.teklabinc.com/>

Client: ERM

Work Order: 22020188

Client Project: Champaign GW

Report Date: 11-Feb-22

Sample ID	Client Sample ID	Collection Date	Received Date	Prep Date/Time	Analysis Date/Time
Test Name					
	SW-846 7470A (Total)			02/03/2022 18:42	02/04/2022 13:33
22020188-016C	UMW-127-WG-20220201	02/01/2022 15:35	02/03/2022 14:15		
	SW-846 9012A (Total)			02/07/2022 12:59	02/08/2022 12:58
22020188-016D	UMW-127-WG-20220201	02/01/2022 15:35	02/03/2022 14:15		
	SW-846 5030, 8260B, Volatile Organic Compounds by GC/MS				02/04/2022 14:57
22020188-017A	UMW-300-WG-20220131	01/31/2022 17:40	02/03/2022 14:15		
	SW-846 3510C,8270C, Semi-Volatile Organic Compounds			02/07/2022 11:54	02/07/2022 22:07
22020188-017B	UMW-300-WG-20220131	01/31/2022 17:40	02/03/2022 14:15		
	SW-846 3005A, 6010B, Metals by ICP (Total)			02/03/2022 20:28	02/04/2022 19:13
	SW-846 7470A (Total)			02/03/2022 18:42	02/04/2022 13:35
22020188-017C	UMW-300-WG-20220131	01/31/2022 17:40	02/03/2022 14:15		
	SW-846 9012A (Total)			02/07/2022 12:59	02/08/2022 13:02
22020188-017D	UMW-300-WG-20220131	01/31/2022 17:40	02/03/2022 14:15		
	SW-846 5030, 8260B, Volatile Organic Compounds by GC/MS				02/04/2022 15:21
22020188-018A	UMW-301R-WG-20220201	02/01/2022 16:50	02/03/2022 14:15		
	SW-846 3510C,8270C, Semi-Volatile Organic Compounds			02/08/2022 13:01	02/09/2022 5:07
22020188-018B	UMW-301R-WG-20220201	02/01/2022 16:50	02/03/2022 14:15		
	SW-846 3005A, 6010B, Metals by ICP (Total)			02/03/2022 20:28	02/04/2022 19:17
	SW-846 7470A (Total)			02/03/2022 18:42	02/04/2022 13:38
22020188-018C	UMW-301R-WG-20220201	02/01/2022 16:50	02/03/2022 14:15		
	SW-846 9012A (Total)			02/07/2022 12:59	02/08/2022 13:06
22020188-018D	UMW-301R-WG-20220201	02/01/2022 16:50	02/03/2022 14:15		
	SW-846 5030, 8260B, Volatile Organic Compounds by GC/MS				02/04/2022 15:44
22020188-019A	UMW-302-WG-20220202	02/02/2022 12:21	02/03/2022 14:15		
	SW-846 3510C,8270C, Semi-Volatile Organic Compounds			02/08/2022 13:01	02/09/2022 5:49
	SW-846 3510C,8270C, Semi-Volatile Organic Compounds			02/08/2022 13:01	02/09/2022 14:28
22020188-019B	UMW-302-WG-20220202	02/02/2022 12:21	02/03/2022 14:15		
	SW-846 3005A, 6010B, Metals by ICP (Total)			02/03/2022 20:28	02/04/2022 19:21
	SW-846 7470A (Total)			02/03/2022 18:42	02/04/2022 13:40
22020188-019C	UMW-302-WG-20220202	02/02/2022 12:21	02/03/2022 14:15		
	SW-846 9012A (Total)			02/07/2022 12:59	02/08/2022 14:50
22020188-019D	UMW-302-WG-20220202	02/02/2022 12:21	02/03/2022 14:15		
	SW-846 5030, 8260B, Volatile Organic Compounds by GC/MS				02/04/2022 16:08
22020188-020A	UMW-304R-WG-20220201	02/01/2022 15:40	02/03/2022 14:15		
	SW-846 3510C,8270C, Semi-Volatile Organic Compounds			02/08/2022 13:01	02/09/2022 6:31



Dates Report

<http://www.teklabinc.com/>

Client: ERM

Work Order: 22020188

Client Project: Champaign GW

Report Date: 11-Feb-22

Sample ID	Client Sample ID	Collection Date	Received Date	Prep Date/Time	Analysis Date/Time
	Test Name				
	SW-846 3510C,8270C, Semi-Volatile Organic Compounds			02/08/2022 13:01	02/09/2022 15:52
22020188-020B	UMW-304R-WG-20220201	02/01/2022 15:40	02/03/2022 14:15		
	SW-846 3005A, 6010B, Metals by ICP (Total)			02/03/2022 20:28	02/04/2022 19:24
	SW-846 7470A (Total)			02/03/2022 18:42	02/04/2022 13:42
22020188-020C	UMW-304R-WG-20220201	02/01/2022 15:40	02/03/2022 14:15		
	SW-846 9012A (Total)			02/07/2022 12:59	02/08/2022 13:15
22020188-020D	UMW-304R-WG-20220201	02/01/2022 15:40	02/03/2022 14:15		
	SW-846 5030, 8260B, Volatile Organic Compounds by GC/MS				02/04/2022 16:32
22020188-021A	UMW-305-WG-20220201	02/01/2022 13:00	02/03/2022 14:15		
	SW-846 3510C,8270C, Semi-Volatile Organic Compounds			02/08/2022 11:34	02/09/2022 0:13
22020188-021B	UMW-305-WG-20220201	02/01/2022 13:00	02/03/2022 14:15		
	SW-846 3005A, 6010B, Metals by ICP (Total)			02/03/2022 20:28	02/04/2022 19:43
	SW-846 7470A (Total)			02/03/2022 18:42	02/04/2022 13:44
22020188-021C	UMW-305-WG-20220201	02/01/2022 13:00	02/03/2022 14:15		
	SW-846 9012A (Total)			02/07/2022 12:59	02/08/2022 9:34
22020188-021D	UMW-305-WG-20220201	02/01/2022 13:00	02/03/2022 14:15		
	SW-846 5030, 8260B, Volatile Organic Compounds by GC/MS				02/04/2022 16:56
22020188-022A	UMW-306-WG-20220201	02/01/2022 12:20	02/03/2022 14:15		
	SW-846 3510C,8270C, Semi-Volatile Organic Compounds			02/07/2022 14:22	02/08/2022 15:50
22020188-022B	UMW-306-WG-20220201	02/01/2022 12:20	02/03/2022 14:15		
	SW-846 3005A, 6010B, Metals by ICP (Total)			02/03/2022 20:28	02/04/2022 19:54
	SW-846 7470A (Total)			02/03/2022 18:42	02/04/2022 13:56
22020188-022C	UMW-306-WG-20220201	02/01/2022 12:20	02/03/2022 14:15		
	SW-846 9012A (Total)			02/07/2022 12:59	02/08/2022 10:09
22020188-022D	UMW-306-WG-20220201	02/01/2022 12:20	02/03/2022 14:15		
	SW-846 5030, 8260B, Volatile Organic Compounds by GC/MS				02/04/2022 9:26
22020188-023A	UMW-307-WG-20220201	02/01/2022 11:50	02/03/2022 14:15		
	SW-846 3510C,8270C, Semi-Volatile Organic Compounds			02/07/2022 14:22	02/08/2022 17:56
22020188-023B	UMW-307-WG-20220201	02/01/2022 11:50	02/03/2022 14:15		
	SW-846 3005A, 6010B, Metals by ICP (Total)			02/03/2022 20:28	02/04/2022 20:05
	SW-846 7470A (Total)			02/03/2022 18:42	02/04/2022 14:03
22020188-023C	UMW-307-WG-20220201	02/01/2022 11:50	02/03/2022 14:15		
	SW-846 9012A (Total)			02/07/2022 12:59	02/08/2022 13:54
22020188-023D	UMW-307-WG-20220201	02/01/2022 11:50	02/03/2022 14:15		
	SW-846 5030, 8260B, Volatile Organic Compounds by GC/MS				02/04/2022 10:46



Dates Report

<http://www.teklabinc.com/>

Client: ERM

Work Order: 22020188

Client Project: Champaign GW

Report Date: 11-Feb-22

Sample ID	Client Sample ID	Collection Date	Received Date	Prep Date/Time	Analysis Date/Time
	Test Name				
22020188-024A	UMW-308-WG-20220202	02/02/2022 8:25	02/03/2022 14:15		
	SW-846 3510C,8270C, Semi-Volatile Organic Compounds			02/08/2022 13:01	02/09/2022 7:14
22020188-024B	UMW-308-WG-20220202	02/02/2022 8:25	02/03/2022 14:15		
	SW-846 3005A, 6010B, Metals by ICP (Total)			02/03/2022 20:28	02/04/2022 20:09
	SW-846 7470A (Total)			02/03/2022 18:42	02/04/2022 14:05
22020188-024C	UMW-308-WG-20220202	02/02/2022 8:25	02/03/2022 14:15		
	SW-846 9012A (Total)			02/07/2022 12:59	02/08/2022 13:58
22020188-024D	UMW-308-WG-20220202	02/02/2022 8:25	02/03/2022 14:15		
	SW-846 5030, 8260B, Volatile Organic Compounds by GC/MS				02/04/2022 11:12
22020188-025A	DUP 001-WG-20220202	02/02/2022 0:00	02/03/2022 14:15		
	SW-846 3510C,8270C, Semi-Volatile Organic Compounds			02/08/2022 13:01	02/09/2022 7:56
	SW-846 3510C,8270C, Semi-Volatile Organic Compounds			02/08/2022 13:01	02/09/2022 13:05
22020188-025B	DUP 001-WG-20220202	02/02/2022 0:00	02/03/2022 14:15		
	SW-846 3005A, 6010B, Metals by ICP (Total)			02/03/2022 20:28	02/04/2022 20:31
	SW-846 7470A (Total)			02/03/2022 18:42	02/04/2022 14:08
22020188-025C	DUP 001-WG-20220202	02/02/2022 0:00	02/03/2022 14:15		
	SW-846 9012A (Total)			02/07/2022 12:59	02/08/2022 14:03
22020188-025D	DUP 001-WG-20220202	02/02/2022 0:00	02/03/2022 14:15		
	SW-846 5030, 8260B, Volatile Organic Compounds by GC/MS				02/04/2022 11:39
22020188-026A	DUP 002-WG-20220202	02/02/2022 0:00	02/03/2022 14:15		
	SW-846 3510C,8270C, Semi-Volatile Organic Compounds			02/08/2022 13:01	02/08/2022 20:01
22020188-026B	DUP 002-WG-20220202	02/02/2022 0:00	02/03/2022 14:15		
	SW-846 3005A, 6010B, Metals by ICP (Total)			02/03/2022 20:28	02/04/2022 20:35
	SW-846 7470A (Total)			02/03/2022 18:42	02/04/2022 14:10
22020188-026C	DUP 002-WG-20220202	02/02/2022 0:00	02/03/2022 14:15		
	SW-846 9012A (Total)			02/07/2022 12:59	02/08/2022 14:07
22020188-026D	DUP 002-WG-20220202	02/02/2022 0:00	02/03/2022 14:15		
	SW-846 5030, 8260B, Volatile Organic Compounds by GC/MS				02/04/2022 12:05
22020188-027A	DUP 003-WG-20220202	02/02/2022 0:00	02/03/2022 14:15		
	SW-846 3510C,8270C, Semi-Volatile Organic Compounds			02/08/2022 13:01	02/08/2022 19:20
	SW-846 3510C,8270C, Semi-Volatile Organic Compounds			02/08/2022 13:01	02/09/2022 15:10
22020188-027B	DUP 003-WG-20220202	02/02/2022 0:00	02/03/2022 14:15		
	SW-846 3005A, 6010B, Metals by ICP (Total)			02/03/2022 20:28	02/04/2022 20:39
	SW-846 7470A (Total)			02/03/2022 18:42	02/04/2022 14:12
22020188-027C	DUP 003-WG-20220202	02/02/2022 0:00	02/03/2022 14:15		



Dates Report

<http://www.teklabinc.com/>

Client: ERM

Work Order: 22020188

Client Project: Champaign GW

Report Date: 11-Feb-22

Sample ID	Client Sample ID	Collection Date	Received Date	Prep Date/Time	Analysis Date/Time
Test Name					
	SW-846 9012A (Total)			02/07/2022 12:59	02/08/2022 16:56
22020188-027D	DUP 003-WG-20220202	02/02/2022 0:00	02/03/2022 14:15		
	SW-846 5030, 8260B, Volatile Organic Compounds by GC/MS				02/04/2022 12:32
22020188-028A	EB-01-WQ-20220131	01/31/2022 12:35	02/03/2022 14:15		
	SW-846 3510C,8270C, Semi-Volatile Organic Compounds			02/07/2022 11:54	02/07/2022 22:50
22020188-028B	EB-01-WQ-20220131	01/31/2022 12:35	02/03/2022 14:15		
	SW-846 3005A, 6010B, Metals by ICP (Total)			02/03/2022 20:28	02/04/2022 20:43
	SW-846 7470A (Total)			02/03/2022 18:42	02/04/2022 14:14
22020188-028C	EB-01-WQ-20220131	01/31/2022 12:35	02/03/2022 14:15		
	SW-846 9012A (Total)			02/07/2022 12:59	02/08/2022 14:16
22020188-028D	EB-01-WQ-20220131	01/31/2022 12:35	02/03/2022 14:15		
	SW-846 5030, 8260B, Volatile Organic Compounds by GC/MS				02/04/2022 12:59
22020188-029A	TB-01-WQ-20220131	02/03/2022 14:15	02/03/2022 14:15		
	SW-846 5030, 8260B, Volatile Organic Compounds by GC/MS				02/04/2022 13:25
22020188-030A	EB-02-WQ-20220202	02/02/2022 7:20	02/03/2022 14:15		
	SW-846 3510C,8270C, Semi-Volatile Organic Compounds			02/08/2022 13:01	02/08/2022 18:38
	SW-846 3510C,8270C, Semi-Volatile Organic Compounds			02/11/2022 10:57	02/11/2022 14:30
22020188-030B	EB-02-WQ-20220202	02/02/2022 7:20	02/03/2022 14:15		
	SW-846 3005A, 6010B, Metals by ICP (Total)			02/03/2022 20:28	02/04/2022 20:46
	SW-846 7470A (Total)			02/03/2022 18:42	02/04/2022 14:21
22020188-030C	EB-02-WQ-20220202	02/02/2022 7:20	02/03/2022 14:15		
	SW-846 9012A (Total)			02/07/2022 12:59	02/08/2022 14:20
22020188-030D	EB-02-WQ-20220202	02/02/2022 7:20	02/03/2022 14:15		
	SW-846 5030, 8260B, Volatile Organic Compounds by GC/MS				02/04/2022 13:52



Quality Control Results

<http://www.teklabinc.com/>

Client: ERM

Work Order: 22020188

Client Project: Champaign GW

Report Date: 11-Feb-22

SW-846 9012A (TOTAL)

Batch 187456		SampType: MBLK		Units mg/L							Date Analyzed
SampID: MBLK 220207 TCN1											
Analyses	Cert	RL	Qual	Result	Spike	SPK Ref Val	%REC	Low Limit	High Limit	Date Analyzed	
Cyanide		0.005		< 0.005	0.0015	0	0	-100	100	02/08/2022	

Batch 187456		SampType: LCS		Units mg/L							Date Analyzed
SampID: LCS 220207 TCN1											
Analyses	Cert	RL	Qual	Result	Spike	SPK Ref Val	%REC	Low Limit	High Limit	Date Analyzed	
Cyanide		0.005		0.025	0.0250	0	100.1	85	115	02/08/2022	

Batch 187456		SampType: MS		Units mg/L							Date Analyzed
SampID: 22020188-010CMS											
Analyses	Cert	RL	Qual	Result	Spike	SPK Ref Val	%REC	Low Limit	High Limit	Date Analyzed	
Cyanide		0.025		0.085	0.0250	0.06009	98.1	75	125	02/08/2022	

Batch 187456		SampType: MSD		Units mg/L							RPD Limit: 15	Date Analyzed
SampID: 22020188-010CMSD												
Analyses	Cert	RL	Qual	Result	Spike	SPK Ref Val	%REC	RPD Ref Val	%RPD	Date Analyzed		
Cyanide		0.025		0.087	0.0250	0.06009	109.0	0.08462	3.16	02/08/2022		

Batch 187456		SampType: MS		Units mg/L							Date Analyzed
SampID: 22020188-021CMS											
Analyses	Cert	RL	Qual	Result	Spike	SPK Ref Val	%REC	Low Limit	High Limit	Date Analyzed	
Cyanide		0.005		0.036	0.0250	0.01014	103.2	75	125	02/08/2022	

Batch 187456		SampType: MSD		Units mg/L							RPD Limit: 15	Date Analyzed
SampID: 22020188-021CMSD												
Analyses	Cert	RL	Qual	Result	Spike	SPK Ref Val	%REC	RPD Ref Val	%RPD	Date Analyzed		
Cyanide		0.005		0.036	0.0250	0.01014	101.6	0.03593	1.08	02/08/2022		

Batch 187457		SampType: MBLK		Units mg/L							Date Analyzed
SampID: MBLK 220207 TCN2											
Analyses	Cert	RL	Qual	Result	Spike	SPK Ref Val	%REC	Low Limit	High Limit	Date Analyzed	
Cyanide		0.005		< 0.005	0.0015	0	0	-100	100	02/08/2022	

Batch 187457		SampType: LCS		Units mg/L							Date Analyzed
SampID: LCS 220207 TCN2											
Analyses	Cert	RL	Qual	Result	Spike	SPK Ref Val	%REC	Low Limit	High Limit	Date Analyzed	
Cyanide		0.005		0.025	0.0250	0	100.3	90	110	02/08/2022	



Quality Control Results

<http://www.teklabinc.com/>

Client: ERM

Work Order: 22020188

Client Project: Champaign GW

Report Date: 11-Feb-22

SW-846 9012A (TOTAL)

Batch 187457		SampType: MS		Units mg/L							Date Analyzed
SampID: 22020188-022CMS											
Analyses	Cert	RL	Qual	Result	Spike	SPK Ref Val	%REC	Low Limit	High Limit	Date Analyzed	
Cyanide		0.005		0.037	0.0250	0.01350	94.1	75	125	02/08/2022	

Batch 187457		SampType: MSD		Units mg/L							RPD Limit: 15	Date Analyzed
SampID: 22020188-022CMSD												
Analyses	Cert	RL	Qual	Result	Spike	SPK Ref Val	%REC	RPD Ref Val	%RPD	Date Analyzed		
Cyanide		0.005		0.038	0.0250	0.01350	98.3	0.03704	2.80	02/08/2022		

SW-846 3005A, 6010B, METALS BY ICP (TOTAL)

Batch 187404		SampType: MBLK		Units mg/L							Date Analyzed
SampID: MBLK-187404											
Analyses	Cert	RL	Qual	Result	Spike	SPK Ref Val	%REC	Low Limit	High Limit	Date Analyzed	
Arsenic		0.0250		< 0.0250	0.0087	0	0	-100	100	02/04/2022	
Barium		0.0025		< 0.0025	0.0007	0	0	-100	100	02/04/2022	
Cadmium		0.0020		< 0.0020	0.0005	0	0	-100	100	02/04/2022	
Chromium		0.0050		< 0.0050	0.0028	0	0	-100	100	02/04/2022	
Lead		0.0150		< 0.0150	0.0040	0	0	-100	100	02/04/2022	
Selenium		0.0400		< 0.0400	0.0170	0	0	-100	100	02/04/2022	
Silver		0.0070		< 0.0070	0.0027	0	0	-100	100	02/04/2022	

Batch 187404		SampType: LCS		Units mg/L							Date Analyzed
SampID: LCS-187404											
Analyses	Cert	RL	Qual	Result	Spike	SPK Ref Val	%REC	Low Limit	High Limit	Date Analyzed	
Arsenic		0.0250		0.532	0.5000	0	106.4	85	115	02/04/2022	
Barium		0.0025		2.06	2.000	0	103.0	85	115	02/04/2022	
Cadmium		0.0020		0.0509	0.0500	0	101.8	85	115	02/04/2022	
Chromium		0.0050		0.202	0.2000	0	101.0	85	115	02/04/2022	
Lead		0.0150		0.512	0.5000	0	102.4	85	115	02/04/2022	
Selenium		0.0400		0.504	0.5000	0	100.8	85	115	02/04/2022	
Silver		0.0070		0.0523	0.0500	0	104.6	85	115	02/04/2022	



Quality Control Results

<http://www.teklabinc.com/>

Client: ERM

Work Order: 22020188

Client Project: Champaign GW

Report Date: 11-Feb-22

SW-846 3005A, 6010B, METALS BY ICP (TOTAL)

Batch 187404		SampType: MS		Units mg/L							
SampID: 22020188-013BMS											
Analyses	Cert	RL	Qual	Result	Spike	SPK Ref Val	%REC	Low Limit	High Limit	Date Analyzed	
Arsenic		0.0250		0.541	0.5000	0	108.2	75	125	02/04/2022	
Barium		0.0025		2.11	2.000	0.02980	104.2	75	125	02/04/2022	
Cadmium		0.0020		0.0511	0.0500	0	102.2	75	125	02/04/2022	
Chromium		0.0050		0.203	0.2000	0	101.5	75	125	02/04/2022	
Lead		0.0150		0.515	0.5000	0	103.0	75	125	02/04/2022	
Selenium		0.0400		0.498	0.5000	0	99.7	75	125	02/04/2022	
Silver		0.0070		0.0526	0.0500	0	105.2	75	125	02/04/2022	

Batch 187404		SampType: MSD		Units mg/L						RPD Limit: 20	
SampID: 22020188-013BMSD											
Analyses	Cert	RL	Qual	Result	Spike	SPK Ref Val	%REC	RPD Ref Val	%RPD	Date Analyzed	
Arsenic		0.0250		0.533	0.5000	0	106.6	0.5408	1.47	02/04/2022	
Barium		0.0025		2.09	2.000	0.02980	102.9	2.113	1.24	02/04/2022	
Cadmium		0.0020		0.0505	0.0500	0	101.0	0.05110	1.18	02/04/2022	
Chromium		0.0050		0.200	0.2000	0	100.0	0.2030	1.44	02/04/2022	
Lead		0.0150		0.507	0.5000	0	101.3	0.5150	1.66	02/04/2022	
Selenium		0.0400		0.487	0.5000	0	97.5	0.4984	2.23	02/04/2022	
Silver		0.0070		0.0525	0.0500	0	105.0	0.05260	0.19	02/04/2022	

Batch 187404		SampType: MS		Units mg/L							
SampID: 22020188-014BMS											
Analyses	Cert	RL	Qual	Result	Spike	SPK Ref Val	%REC	Low Limit	High Limit	Date Analyzed	
Arsenic		0.0250		0.536	0.5000	0	107.2	75	125	02/04/2022	
Barium		0.0025		2.06	2.000	0.01200	102.4	75	125	02/04/2022	
Cadmium		0.0020		0.0497	0.0500	0.0009000	97.6	75	125	02/04/2022	
Chromium		0.0050		0.196	0.2000	0	98.2	75	125	02/04/2022	
Lead		0.0150		0.495	0.5000	0	99.0	75	125	02/04/2022	
Selenium		0.0400		0.500	0.5000	0	99.9	75	125	02/04/2022	
Silver		0.0070		0.0530	0.0500	0	106.0	75	125	02/04/2022	



Quality Control Results

<http://www.teklabinc.com/>

Client: ERM

Work Order: 22020188

Client Project: Champaign GW

Report Date: 11-Feb-22

SW-846 3005A, 6010B, METALS BY ICP (TOTAL)

Batch 187404		SampType: MSD		Units mg/L				RPD Limit: 20			Date Analyzed
SampID: 22020188-014BMSD											
Analyses	Cert	RL	Qual	Result	Spike	SPK Ref Val	%REC	RPD Ref Val	%RPD	Date Analyzed	
Arsenic		0.0250		0.538	0.5000	0	107.6	0.5360	0.41	02/04/2022	
Barium		0.0025		2.09	2.000	0.01200	103.8	2.060	1.35	02/04/2022	
Cadmium		0.0020		0.0502	0.0500	0.0009000	98.6	0.04970	1.00	02/04/2022	
Chromium		0.0050		0.198	0.2000	0	99.2	0.1965	0.96	02/04/2022	
Lead		0.0150		0.501	0.5000	0	100.3	0.4950	1.26	02/04/2022	
Selenium		0.0400		0.508	0.5000	0	101.6	0.4997	1.61	02/04/2022	
Silver		0.0070		0.0533	0.0500	0	106.6	0.05300	0.56	02/04/2022	

Batch 187405		SampType: MBLK		Units mg/L						Date Analyzed
SampID: MBLK-187405										
Analyses	Cert	RL	Qual	Result	Spike	SPK Ref Val	%REC	Low Limit	High Limit	Date Analyzed
Arsenic		0.0250		< 0.0250	0.0087	0	0	-100	100	02/04/2022
Barium		0.0025		< 0.0025	0.0007	0	0	-100	100	02/04/2022
Cadmium		0.0020		< 0.0020	0.0005	0	0	-100	100	02/04/2022
Chromium		0.0050		< 0.0050	0.0028	0	0	-100	100	02/04/2022
Lead		0.0150		< 0.0150	0.0014	0	0	-100	100	02/04/2022
Selenium		0.0400		< 0.0400	0.0170	0	0	-100	100	02/04/2022
Silver		0.0070		< 0.0070	0.0027	0	0	-100	100	02/04/2022

Batch 187405		SampType: LCS		Units mg/L						Date Analyzed
SampID: LCS-187405										
Analyses	Cert	RL	Qual	Result	Spike	SPK Ref Val	%REC	Low Limit	High Limit	Date Analyzed
Arsenic		0.0250		0.526	0.5000	0	105.1	85	115	02/04/2022
Barium		0.0025		2.06	2.000	0	103.0	85	115	02/04/2022
Cadmium		0.0020		0.0502	0.0500	0	100.4	85	115	02/04/2022
Chromium		0.0050		0.200	0.2000	0	100.2	85	115	02/04/2022
Lead		0.0150		0.510	0.5000	0	101.9	85	115	02/04/2022
Selenium		0.0400		0.505	0.5000	0	101.0	85	115	02/04/2022
Silver		0.0070		0.0519	0.0500	0	103.8	85	115	02/04/2022



Quality Control Results

<http://www.teklabinc.com/>

Client: ERM

Work Order: 22020188

Client Project: Champaign GW

Report Date: 11-Feb-22

SW-846 3005A, 6010B, METALS BY ICP (TOTAL)

Batch 187405		SampType: MS		Units mg/L							
SampID: 22020188-021BMS											
Analyses	Cert	RL	Qual	Result	Spike	SPK Ref Val	%REC	Low Limit	High Limit	Date Analyzed	
Arsenic		0.0250		0.532	0.5000	0	106.4	75	125	02/04/2022	
Barium		0.0025		2.17	2.000	0.1051	103.0	75	125	02/04/2022	
Cadmium		0.0020		0.0497	0.0500	0	99.4	75	125	02/04/2022	
Chromium		0.0050		0.201	0.2000	0	100.4	75	125	02/04/2022	
Lead		0.0150		0.502	0.5000	0	100.5	75	125	02/04/2022	
Selenium		0.0400		0.500	0.5000	0	100.0	75	125	02/04/2022	
Silver		0.0070		0.0528	0.0500	0	105.6	75	125	02/04/2022	

Batch 187405		SampType: MSD		Units mg/L						RPD Limit: 20	
SampID: 22020188-021BMSD											
Analyses	Cert	RL	Qual	Result	Spike	SPK Ref Val	%REC	RPD Ref Val	%RPD	Date Analyzed	
Arsenic		0.0250		0.519	0.5000	0	103.8	0.5322	2.53	02/04/2022	
Barium		0.0025		2.13	2.000	0.1051	101.3	2.166	1.58	02/04/2022	
Cadmium		0.0020		0.0490	0.0500	0	98.0	0.04970	1.42	02/04/2022	
Chromium		0.0050		0.197	0.2000	0	98.5	0.2008	1.96	02/04/2022	
Lead		0.0150		0.498	0.5000	0	99.6	0.5024	0.88	02/04/2022	
Selenium		0.0400		0.490	0.5000	0	98.1	0.5002	2.00	02/04/2022	
Silver		0.0070		0.0516	0.0500	0	103.2	0.05280	2.30	02/04/2022	

Batch 187405		SampType: MS		Units mg/L							
SampID: 22020188-022BMS											
Analyses	Cert	RL	Qual	Result	Spike	SPK Ref Val	%REC	Low Limit	High Limit	Date Analyzed	
Arsenic		0.0250		0.549	0.5000	0	109.9	75	125	02/04/2022	
Barium		0.0025		2.26	2.000	0.1152	107.1	75	125	02/04/2022	
Cadmium		0.0020		0.0517	0.0500	0	103.4	75	125	02/04/2022	
Chromium		0.0050		0.209	0.2000	0	104.3	75	125	02/04/2022	
Lead		0.0150		0.520	0.5000	0	104.0	75	125	02/04/2022	
Selenium		0.0400		0.520	0.5000	0	104.0	75	125	02/04/2022	
Silver		0.0070		0.0543	0.0500	0	108.6	75	125	02/04/2022	



Quality Control Results

<http://www.teklabinc.com/>

Client: ERM

Work Order: 22020188

Client Project: Champaign GW

Report Date: 11-Feb-22

SW-846 3005A, 6010B, METALS BY ICP (TOTAL)

Batch 187405		SampType: MSD		Units mg/L				RPD Limit: 20			
SampID: 22020188-022BMSD											
Analyses	Cert	RL	Qual	Result	Spike	SPK Ref Val	%REC	RPD Ref Val	%RPD	Date Analyzed	
Arsenic		0.0250		0.548	0.5000	0	109.6	0.5494	0.27	02/04/2022	
Barium		0.0025		2.26	2.000	0.1152	107.0	2.258	0.13	02/04/2022	
Cadmium		0.0020		0.0515	0.0500	0	103.0	0.05170	0.39	02/04/2022	
Chromium		0.0050		0.207	0.2000	0	103.4	0.2086	0.82	02/04/2022	
Lead		0.0150		0.520	0.5000	0	103.9	0.5202	0.12	02/04/2022	
Selenium		0.0400		0.511	0.5000	0	102.2	0.5200	1.71	02/04/2022	
Silver		0.0070		0.0543	0.0500	0	108.6	0.05430	0.00	02/04/2022	

SW-846 7470A (TOTAL)

Batch 187401		SampType: MBLK		Units mg/L							
SampID: MBLK-187401											
Analyses	Cert	RL	Qual	Result	Spike	SPK Ref Val	%REC	Low Limit	High Limit	Date Analyzed	
Mercury		0.00020		< 0.00020	0.0001	0	0	-100	100	02/04/2022	

Batch 187401		SampType: LCS		Units mg/L							
SampID: LCS-187401											
Analyses	Cert	RL	Qual	Result	Spike	SPK Ref Val	%REC	Low Limit	High Limit	Date Analyzed	
Mercury		0.00020		0.00449	0.0050	0	89.7	85	115	02/04/2022	

Batch 187401		SampType: MS		Units mg/L							
SampID: 22020188-009BMS											
Analyses	Cert	RL	Qual	Result	Spike	SPK Ref Val	%REC	Low Limit	High Limit	Date Analyzed	
Mercury		0.00020		0.00485	0.0050	0	96.9	75	125	02/04/2022	

Batch 187401		SampType: MSD		Units mg/L				RPD Limit: 15			
SampID: 22020188-009BMSD											
Analyses	Cert	RL	Qual	Result	Spike	SPK Ref Val	%REC	RPD Ref Val	%RPD	Date Analyzed	
Mercury		0.00020		0.00471	0.0050	0	94.1	0.004847	2.94	02/04/2022	

Batch 187401		SampType: MS		Units mg/L							
SampID: 22020188-010BMS											
Analyses	Cert	RL	Qual	Result	Spike	SPK Ref Val	%REC	Low Limit	High Limit	Date Analyzed	
Mercury		0.00020		0.00469	0.0050	0	93.7	75	125	02/04/2022	



Quality Control Results

<http://www.teklabinc.com/>

Client: ERM

Work Order: 22020188

Client Project: Champaign GW

Report Date: 11-Feb-22

SW-846 7470A (TOTAL)

Batch 187401		SampType: MSD		Units mg/L				RPD Limit: 15			
SampID: 22020188-010BMSD											
Analyses	Cert	RL	Qual	Result	Spike	SPK Ref Val	%REC	RPD Ref Val	%RPD	Date Analyzed	
Mercury		0.00020		0.00464	0.0050	0	92.9	0.004687	0.94	02/04/2022	

Batch 187402		SampType: MBLK		Units mg/L							
SampID: MBLK-187402											
Analyses	Cert	RL	Qual	Result	Spike	SPK Ref Val	%REC	Low Limit	High Limit	Date Analyzed	
Mercury		0.00020		< 0.00020	0.0001	0	0	-100	100	02/04/2022	

Batch 187402		SampType: LCS		Units mg/L							
SampID: LCS-187402											
Analyses	Cert	RL	Qual	Result	Spike	SPK Ref Val	%REC	Low Limit	High Limit	Date Analyzed	
Mercury		0.00020		0.00475	0.0050	0	95.0	85	115	02/04/2022	

Batch 187402		SampType: MS		Units mg/L							
SampID: 22020188-021BMS											
Analyses	Cert	RL	Qual	Result	Spike	SPK Ref Val	%REC	Low Limit	High Limit	Date Analyzed	
Mercury		0.00020		0.00472	0.0050	0	94.5	75	125	02/04/2022	

Batch 187402		SampType: MSD		Units mg/L				RPD Limit: 15			
SampID: 22020188-021BMSD											
Analyses	Cert	RL	Qual	Result	Spike	SPK Ref Val	%REC	RPD Ref Val	%RPD	Date Analyzed	
Mercury		0.00020		0.00467	0.0050	0	93.5	0.004723	1.03	02/04/2022	

Batch 187402		SampType: MS		Units mg/L							
SampID: 22020188-022BMS											
Analyses	Cert	RL	Qual	Result	Spike	SPK Ref Val	%REC	Low Limit	High Limit	Date Analyzed	
Mercury		0.00020		0.00488	0.0050	0	97.6	75	125	02/04/2022	

Batch 187402		SampType: MSD		Units mg/L				RPD Limit: 15			
SampID: 22020188-022BMSD											
Analyses	Cert	RL	Qual	Result	Spike	SPK Ref Val	%REC	RPD Ref Val	%RPD	Date Analyzed	
Mercury		0.00020		0.00492	0.0050	0	98.4	0.004881	0.82	02/04/2022	



Quality Control Results

<http://www.teklabinc.com/>

Client: ERM

Work Order: 22020188

Client Project: Champaign GW

Report Date: 11-Feb-22

SW-846 3510C,8270C, SEMI-VOLATILE ORGANIC COMPOUNDS

Batch 187475 SampType: MBLK Units mg/L

SampID: MBLK-187475

Analyses	Cert	RL	Qual	Result	Spike	SPK Ref Val	%REC	Low Limit	High Limit	Date Analyzed
Acenaphthene		0.000100		ND						02/07/2022
Acenaphthylene		0.000100		ND						02/07/2022
Anthracene		0.000300		ND						02/07/2022
Benzo(a)anthracene		0.000100		ND						02/07/2022
Benzo(a)pyrene		0.000200		ND						02/07/2022
Benzo(b)fluoranthene		0.000100		ND						02/07/2022
Benzo(g,h,i)perylene		0.000200		ND						02/07/2022
Benzo(k)fluoranthene		0.000100		ND						02/07/2022
Chrysene		0.000100		ND						02/07/2022
Dibenzo(a,h)anthracene		0.000200		ND						02/07/2022
Fluoranthene		0.000300		ND						02/07/2022
Fluorene		0.000200		ND						02/07/2022
Indeno(1,2,3-cd)pyrene		0.000200		ND						02/07/2022
Naphthalene		0.000400		ND						02/07/2022
Phenanthrene		0.000600		ND						02/07/2022
Pyrene		0.000200		ND						02/07/2022
Surr: 2-Fluorobiphenyl	*			0.000922	0.0010		92.2	45.5	94.3	02/07/2022
Surr: Nitrobenzene-d5	*			0.000775	0.0010		77.5	51.6	102	02/07/2022
Surr: p-Terphenyl-d14	*			0.00114	0.0010		113.7	60.8	130	02/07/2022



Quality Control Results

<http://www.teklabinc.com/>

Client: ERM

Work Order: 22020188

Client Project: Champaign GW

Report Date: 11-Feb-22

SW-846 3510C,8270C, SEMI-VOLATILE ORGANIC COMPOUNDS

Batch 187475 SampType: LCS Units mg/L

SampID: LCS-187475

Analyses	Cert	RL	Qual	Result	Spike	SPK Ref Val	%REC	Low Limit	High Limit	Date Analyzed
Acenaphthene		0.000100		0.00155	0.0020	0	77.4	54.7	110	02/07/2022
Acenaphthylene		0.000100		0.00174	0.0020	0	87.2	56.2	116	02/07/2022
Anthracene		0.000300		0.00174	0.0020	0	86.9	55.3	113	02/07/2022
Benzo(a)anthracene		0.000100		0.00165	0.0020	0	82.3	54.6	112	02/07/2022
Benzo(a)pyrene		0.000200		0.00168	0.0020	0	84.2	57.2	118	02/07/2022
Benzo(b)fluoranthene		0.000100		0.00166	0.0020	0	83.0	50.3	119	02/07/2022
Benzo(g,h,i)perylene		0.000200		0.00181	0.0020	0	90.3	59.3	122	02/07/2022
Benzo(k)fluoranthene		0.000100		0.00170	0.0020	0	84.9	58.8	114	02/07/2022
Chrysene		0.000100		0.00171	0.0020	0	85.6	58.9	113	02/07/2022
Dibenzo(a,h)anthracene		0.000200		0.00172	0.0020	0	85.8	50	134	02/07/2022
Fluoranthene		0.000300		0.00180	0.0020	0	89.8	61.2	114	02/07/2022
Fluorene		0.000200		0.00164	0.0020	0	82.2	61.6	110	02/07/2022
Indeno(1,2,3-cd)pyrene		0.000200		0.00187	0.0020	0	93.4	54.3	128	02/07/2022
Naphthalene		0.000400		0.00176	0.0020	0	87.8	51.7	105	02/07/2022
Phenanthrene		0.000600		0.00175	0.0020	0	87.6	60.9	121	02/07/2022
Pyrene		0.000200		0.00183	0.0020	0	91.6	59.1	114	02/07/2022
Surr: 2-Fluorobiphenyl	*			0.000932	0.0010		93.2	45.5	94.3	02/07/2022
Surr: Nitrobenzene-d5	*			0.000760	0.0010		76.0	51.6	102	02/07/2022
Surr: p-Terphenyl-d14	*			0.00109	0.0010		108.9	60.8	130	02/07/2022



Quality Control Results

<http://www.teklabinc.com/>

Client: ERM

Work Order: 22020188

Client Project: Champaign GW

Report Date: 11-Feb-22

SW-846 3510C,8270C, SEMI-VOLATILE ORGANIC COMPOUNDS

Batch	SampType:	Units	RPD Limit: 40							
187475	LCSD	mg/L								
SampID: LCSD-187475										
Analyses	Cert	RL	Qual	Result	Spike	SPK Ref Val	%REC	RPD Ref Val	%RPD	Date Analyzed
Acenaphthene		0.000100		0.00158	0.0020	0	79.2	0.001548	2.32	02/07/2022
Acenaphthylene		0.000100		0.00175	0.0020	0	87.7	0.001744	0.57	02/07/2022
Anthracene		0.000300		0.00174	0.0020	0	87.1	0.001738	0.25	02/07/2022
Benzo(a)anthracene		0.000100		0.00164	0.0020	0	82.2	0.001646	0.15	02/07/2022
Benzo(a)pyrene		0.000200		0.00161	0.0020	0	80.4	0.001683	4.51	02/07/2022
Benzo(b)fluoranthene		0.000100		0.00164	0.0020	0	82.2	0.001660	0.92	02/07/2022
Benzo(g,h,i)perylene		0.000200		0.00178	0.0020	0	89.0	0.001806	1.42	02/07/2022
Benzo(k)fluoranthene		0.000100		0.00162	0.0020	0	81.2	0.001697	4.35	02/07/2022
Chrysene		0.000100		0.00172	0.0020	0	85.9	0.001712	0.29	02/07/2022
Dibenzo(a,h)anthracene		0.000200		0.00180	0.0020	0	89.9	0.001716	4.61	02/07/2022
Fluoranthene		0.000300		0.00187	0.0020	0	93.5	0.001797	4.01	02/07/2022
Fluorene		0.000200		0.00166	0.0020	0	82.8	0.001644	0.70	02/07/2022
Indeno(1,2,3-cd)pyrene		0.000200		0.00186	0.0020	0	92.9	0.001869	0.62	02/07/2022
Naphthalene		0.000400		0.00178	0.0020	0	89.2	0.001756	1.50	02/07/2022
Phenanthrene		0.000600		0.00176	0.0020	0	88.2	0.001751	0.67	02/07/2022
Pyrene		0.000200		0.00186	0.0020	0	93.0	0.001832	1.52	02/07/2022
Surr: 2-Fluorobiphenyl	*			0.000895	0.0010		89.5			02/07/2022
Surr: Nitrobenzene-d5	*			0.000804	0.0010		80.4			02/07/2022
Surr: p-Terphenyl-d14	*			0.00110	0.0010		109.7			02/07/2022



Quality Control Results

<http://www.teklabinc.com/>

Client: ERM

Work Order: 22020188

Client Project: Champaign GW

Report Date: 11-Feb-22

SW-846 3510C,8270C, SEMI-VOLATILE ORGANIC COMPOUNDS

Batch 187475 SampType: MS

Units mg/L

SampleID: 22020188-022AMS

Analyses	Cert	RL	Qual	Result	Spike	SPK Ref Val	%REC	Low Limit	High Limit	Date Analyzed
Acenaphthene		0.000100		0.00147	0.0020	0	73.3	28.3	133	02/08/2022
Acenaphthylene		0.000100		0.00161	0.0020	0	80.3	5	176	02/08/2022
Anthracene		0.000300		0.00157	0.0020	0	78.7	34.6	131	02/08/2022
Benzo(a)anthracene		0.000100		0.00150	0.0020	0	75.2	40.3	132	02/08/2022
Benzo(a)pyrene		0.000200		0.00151	0.0020	0	75.5	40.8	132	02/08/2022
Benzo(b)fluoranthene		0.000100		0.00148	0.0020	0	73.9	41.9	132	02/08/2022
Benzo(g,h,i)perylene		0.000200		0.00157	0.0020	0	78.5	46	132	02/08/2022
Benzo(k)fluoranthene		0.000100		0.00155	0.0020	0	77.5	49.4	126	02/08/2022
Chrysene		0.000100		0.00162	0.0020	0	80.9	46.1	129	02/08/2022
Dibenzo(a,h)anthracene		0.000200		0.00160	0.0020	0	79.8	42.1	146	02/08/2022
Fluoranthene		0.000300		0.00162	0.0020	0	80.8	23.9	164	02/08/2022
Fluorene		0.000200		0.00156	0.0020	0	78.0	24.3	148	02/08/2022
Indeno(1,2,3-cd)pyrene		0.000200		0.00160	0.0020	0	80.2	26.6	157	02/08/2022
Naphthalene		0.000400		0.00162	0.0020	0	80.9	24.2	132	02/08/2022
Phenanthrene		0.000600		0.00161	0.0020	0	80.7	36.6	139	02/08/2022
Pyrene		0.000200		0.00159	0.0020	0	79.5	14.6	169	02/08/2022
Surr: 2-Fluorobiphenyl	*			0.000775	0.0010		77.5	21.4	142	02/08/2022
Surr: Nitrobenzene-d5	*			0.000727	0.0010		72.7	15	163	02/08/2022
Surr: p-Terphenyl-d14	*			0.000844	0.0010		84.4	10	173	02/08/2022



Quality Control Results

<http://www.teklabinc.com/>

Client: ERM

Work Order: 22020188

Client Project: Champaign GW

Report Date: 11-Feb-22

SW-846 3510C,8270C, SEMI-VOLATILE ORGANIC COMPOUNDS

Batch 187475		SampType: MSD		Units mg/L				RPD Limit: 40			
SampID: 22020188-022AMSD											
Analyses	Cert	RL	Qual	Result	Spike	SPK Ref Val	%REC	RPD Ref Val	%RPD	Date Analyzed	
Acenaphthene		0.000100		0.00158	0.0020	0	79.2	0.001465	7.72	02/08/2022	
Acenaphthylene		0.000100		0.00175	0.0020	0	87.3	0.001605	8.36	02/08/2022	
Anthracene		0.000300		0.00167	0.0020	0	83.5	0.001575	5.89	02/08/2022	
Benzo(a)anthracene		0.000100		0.00155	0.0020	0	77.5	0.001503	3.09	02/08/2022	
Benzo(a)pyrene		0.000200		0.00153	0.0020	0	76.4	0.001511	1.20	02/08/2022	
Benzo(b)fluoranthene		0.000100		0.00157	0.0020	0	78.3	0.001479	5.69	02/08/2022	
Benzo(g,h,i)perylene		0.000200		0.00165	0.0020	0	82.5	0.001569	5.00	02/08/2022	
Benzo(k)fluoranthene		0.000100		0.00160	0.0020	0	79.8	0.001550	2.85	02/08/2022	
Chrysene		0.000100		0.00172	0.0020	0	85.9	0.001619	5.92	02/08/2022	
Dibenzo(a,h)anthracene		0.000200		0.00161	0.0020	0	80.5	0.001596	0.89	02/08/2022	
Fluoranthene		0.000300		0.00175	0.0020	0	87.3	0.001616	7.80	02/08/2022	
Fluorene		0.000200		0.00166	0.0020	0	82.8	0.001560	5.94	02/08/2022	
Indeno(1,2,3-cd)pyrene		0.000200		0.00162	0.0020	0	81.0	0.001604	0.95	02/08/2022	
Naphthalene		0.000400		0.00170	0.0020	0	85.2	0.001618	5.13	02/08/2022	
Phenanthrene		0.000600		0.00167	0.0020	0	83.4	0.001614	3.25	02/08/2022	
Pyrene		0.000200		0.00169	0.0020	0	84.3	0.001591	5.83	02/08/2022	
Surr: 2-Fluorobiphenyl	*			0.000815	0.0010		81.5			02/08/2022	
Surr: Nitrobenzene-d5	*			0.000785	0.0010		78.5			02/08/2022	
Surr: p-Terphenyl-d14	*			0.000908	0.0010		90.8			02/08/2022	



Quality Control Results

<http://www.teklabinc.com/>

Client: ERM

Work Order: 22020188

Client Project: Champaign GW

Report Date: 11-Feb-22

SW-846 3510C,8270C, SEMI-VOLATILE ORGANIC COMPOUNDS

Batch 187509 SampType: MBLK Units mg/L

SampID: MBLK-187509

Analyses	Cert	RL	Qual	Result	Spike	SPK Ref Val	%REC	Low Limit	High Limit	Date Analyzed
Acenaphthene		0.000100		ND						02/08/2022
Acenaphthylene		0.000100		ND						02/08/2022
Anthracene		0.000300		ND						02/08/2022
Benzo(a)anthracene		0.000100		ND						02/08/2022
Benzo(a)pyrene		0.000200		ND						02/08/2022
Benzo(b)fluoranthene		0.000100		ND						02/08/2022
Benzo(g,h,i)perylene		0.000200		ND						02/08/2022
Benzo(k)fluoranthene		0.000100		ND						02/08/2022
Chrysene		0.000100		ND						02/08/2022
Dibenzo(a,h)anthracene		0.000200		ND						02/08/2022
Fluoranthene		0.000300		ND						02/08/2022
Fluorene		0.000200		ND						02/08/2022
Indeno(1,2,3-cd)pyrene		0.000200		ND						02/08/2022
Naphthalene		0.000400		ND						02/08/2022
Phenanthrene		0.000600		0.000603						02/08/2022
Pyrene		0.000200		ND						02/08/2022
Surr: 2-Fluorobiphenyl	*			0.000791	0.0010		79.1	45.5	94.3	02/08/2022
Surr: Nitrobenzene-d5	*			0.000869	0.0010		86.9	51.6	102	02/08/2022
Surr: p-Terphenyl-d14	*			0.000892	0.0010		89.2	60.8	130	02/08/2022



Quality Control Results

<http://www.teklabinc.com/>

Client: ERM

Work Order: 22020188

Client Project: Champaign GW

Report Date: 11-Feb-22

SW-846 3510C,8270C, SEMI-VOLATILE ORGANIC COMPOUNDS

Batch 187509 SampType: LCS Units mg/L

SampID: LCS-187509

Analyses	Cert	RL	Qual	Result	Spike	SPK Ref Val	%REC	Low Limit	High Limit	Date Analyzed
Acenaphthene		0.000100		0.00151	0.0020	0	75.6	54.7	110	02/08/2022
Acenaphthylene		0.000100		0.00167	0.0020	0	83.7	56.2	116	02/08/2022
Anthracene		0.000300		0.00158	0.0020	0	79.0	55.3	113	02/08/2022
Benzo(a)anthracene		0.000100		0.00145	0.0020	0	72.3	54.6	112	02/08/2022
Benzo(a)pyrene		0.000200		0.00139	0.0020	0	69.6	57.2	118	02/08/2022
Benzo(b)fluoranthene		0.000100		0.00140	0.0020	0	70.0	50.3	119	02/08/2022
Benzo(g,h,i)perylene		0.000200		0.00147	0.0020	0	73.4	59.3	122	02/08/2022
Benzo(k)fluoranthene		0.000100		0.00138	0.0020	0	69.2	58.8	114	02/08/2022
Chrysene		0.000100		0.00159	0.0020	0	79.7	58.9	113	02/08/2022
Dibenzo(a,h)anthracene		0.000200		0.00144	0.0020	0	72.2	50	134	02/08/2022
Fluoranthene		0.000300		0.00163	0.0020	0	81.6	61.2	114	02/08/2022
Fluorene		0.000200		0.00160	0.0020	0	80.1	61.6	110	02/08/2022
Indeno(1,2,3-cd)pyrene		0.000200		0.00152	0.0020	0	76.0	54.3	128	02/08/2022
Naphthalene		0.000400		0.00156	0.0020	0	77.9	51.7	105	02/08/2022
Phenanthrene		0.000600	B	0.00161	0.0020	0	80.4	60.9	121	02/08/2022
Pyrene		0.000200		0.00159	0.0020	0	79.7	59.1	114	02/08/2022
Surr: 2-Fluorobiphenyl	*			0.000772	0.0010		77.2	45.5	94.3	02/08/2022
Surr: Nitrobenzene-d5	*			0.000725	0.0010		72.5	51.6	102	02/08/2022
Surr: p-Terphenyl-d14	*			0.000755	0.0010		75.5	60.8	130	02/08/2022



Quality Control Results

<http://www.teklabinc.com/>

Client: ERM

Work Order: 22020188

Client Project: Champaign GW

Report Date: 11-Feb-22

SW-846 3510C,8270C, SEMI-VOLATILE ORGANIC COMPOUNDS

Batch	SampType:	Units	RPD Limit: 40							
187509	LCSD	mg/L								
SampID: LCSD-187509										
Analyses	Cert	RL	Qual	Result	Spike	SPK Ref Val	%REC	RPD Ref Val	%RPD	Date Analyzed
Acenaphthene		0.000100		0.00147	0.0020	0	73.4	0.001512	2.88	02/08/2022
Acenaphthylene		0.000100		0.00165	0.0020	0	82.7	0.001673	1.14	02/08/2022
Anthracene		0.000300		0.00165	0.0020	0	82.4	0.001579	4.29	02/08/2022
Benzo(a)anthracene		0.000100		0.00130	0.0020	0	65.2	0.001447	10.33	02/08/2022
Benzo(a)pyrene		0.000200		0.00123	0.0020	0	61.4	0.001392	12.51	02/08/2022
Benzo(b)fluoranthene		0.000100		0.00123	0.0020	0	61.5	0.001399	12.90	02/08/2022
Benzo(g,h,i)perylene		0.000200		0.00126	0.0020	0	63.2	0.001467	14.85	02/08/2022
Benzo(k)fluoranthene		0.000100		0.00129	0.0020	0	64.7	0.001385	6.78	02/08/2022
Chrysene		0.000100		0.00140	0.0020	0	69.8	0.001594	13.26	02/08/2022
Dibenzo(a,h)anthracene		0.000200		0.00125	0.0020	0	62.3	0.001443	14.64	02/08/2022
Fluoranthene		0.000300		0.00162	0.0020	0	81.0	0.001633	0.76	02/08/2022
Fluorene		0.000200		0.00149	0.0020	0	74.4	0.001602	7.29	02/08/2022
Indeno(1,2,3-cd)pyrene		0.000200		0.00129	0.0020	0	64.4	0.001520	16.47	02/08/2022
Naphthalene		0.000400		0.00159	0.0020	0	79.6	0.001558	2.17	02/08/2022
Phenanthrene		0.000600	B	0.00164	0.0020	0	82.1	0.001607	2.14	02/08/2022
Pyrene		0.000200		0.00161	0.0020	0	80.7	0.001594	1.23	02/08/2022
Surr: 2-Fluorobiphenyl	*			0.000764	0.0010		76.4			02/08/2022
Surr: Nitrobenzene-d5	*			0.000705	0.0010		70.5			02/08/2022
Surr: p-Terphenyl-d14	*			0.000666	0.0010		66.6			02/08/2022



Quality Control Results

<http://www.teklabinc.com/>

Client: ERM

Work Order: 22020188

Client Project: Champaign GW

Report Date: 11-Feb-22

SW-846 3510C,8270C, SEMI-VOLATILE ORGANIC COMPOUNDS

Batch 187509 SampType: MS

Units mg/L

SampleID: 22020188-021AMS

Analyses	Cert	RL	Qual	Result	Spike	SPK Ref Val	%REC	Low Limit	High Limit	Date Analyzed
Acenaphthene		0.000100		0.00148	0.0020	0	74.2	28.3	133	02/09/2022
Acenaphthylene		0.000100		0.00170	0.0020	0	84.9	5	176	02/09/2022
Anthracene		0.000300		0.00155	0.0020	0.0002655	64.1	34.6	131	02/09/2022
Benzo(a)anthracene		0.000100		0.00138	0.0020	0	68.8	40.3	132	02/09/2022
Benzo(a)pyrene		0.000200		0.00128	0.0020	0	64.0	40.8	132	02/09/2022
Benzo(b)fluoranthene		0.000100		0.00132	0.0020	0	65.8	41.9	132	02/09/2022
Benzo(g,h,i)perylene		0.000200		0.00130	0.0020	0	65.2	46	132	02/09/2022
Benzo(k)fluoranthene		0.000100		0.00131	0.0020	0	65.3	49.4	126	02/09/2022
Chrysene		0.000100		0.00147	0.0020	0	73.6	46.1	129	02/09/2022
Dibenzo(a,h)anthracene		0.000200		0.00130	0.0020	0	64.9	42.1	146	02/09/2022
Fluoranthene		0.000300		0.00166	0.0020	0	83.0	23.9	164	02/09/2022
Fluorene		0.000200		0.00154	0.0020	0	76.8	24.3	148	02/09/2022
Indeno(1,2,3-cd)pyrene		0.000200		0.00135	0.0020	0	67.5	26.6	157	02/09/2022
Naphthalene		0.000400		0.00158	0.0020	0	78.9	24.2	132	02/09/2022
Phenanthrene		0.000600	B	0.00159	0.0020	0	79.3	36.6	139	02/09/2022
Pyrene		0.000200		0.00160	0.0020	0	79.8	14.6	169	02/09/2022
Surr: 2-Fluorobiphenyl	*			0.000782	0.0010		78.2	21.4	142	02/09/2022
Surr: Nitrobenzene-d5	*			0.000720	0.0010		72.0	15	163	02/09/2022
Surr: p-Terphenyl-d14	*			0.000769	0.0010		76.9	10	173	02/09/2022



Quality Control Results

<http://www.teklabinc.com/>

Client: ERM

Work Order: 22020188

Client Project: Champaign GW

Report Date: 11-Feb-22

SW-846 3510C,8270C, SEMI-VOLATILE ORGANIC COMPOUNDS

Batch	187509	SampType:	MSD	Units	mg/L	RPD Limit: 40					Date
SampID: 22020188-021AMSD											Analyzed
Analyses	Cert	RL	Qual	Result	Spike	SPK Ref Val	%REC	RPD Ref Val	%RPD		
Acenaphthene		0.000100		0.00143	0.0020	0	71.6	0.001483	3.54	02/09/2022	
Acenaphthylene		0.000100		0.00171	0.0020	0	85.6	0.001698	0.79	02/09/2022	
Anthracene		0.000300		0.00152	0.0020	0.0002655	62.9	0.001547	1.56	02/09/2022	
Benzo(a)anthracene		0.000100		0.00134	0.0020	0	66.9	0.001377	2.82	02/09/2022	
Benzo(a)pyrene		0.000200		0.00133	0.0020	0	66.4	0.001280	3.71	02/09/2022	
Benzo(b)fluoranthene		0.000100		0.00132	0.0020	0	65.8	0.001317	0.11	02/09/2022	
Benzo(g,h,i)perylene		0.000200		0.00130	0.0020	0	64.8	0.001305	0.61	02/09/2022	
Benzo(k)fluoranthene		0.000100		0.00131	0.0020	0	65.6	0.001307	0.34	02/09/2022	
Chrysene		0.000100		0.00145	0.0020	0	72.4	0.001472	1.66	02/09/2022	
Dibenzo(a,h)anthracene		0.000200		0.00131	0.0020	0	65.5	0.001297	1.01	02/09/2022	
Fluoranthene		0.000300		0.00155	0.0020	0	77.4	0.001660	7.04	02/09/2022	
Fluorene		0.000200		0.00156	0.0020	0	77.8	0.001536	1.31	02/09/2022	
Indeno(1,2,3-cd)pyrene		0.000200		0.00132	0.0020	0	66.1	0.001350	2.13	02/09/2022	
Naphthalene		0.000400		0.00159	0.0020	0	79.5	0.001579	0.77	02/09/2022	
Phenanthrene		0.000600	B	0.00158	0.0020	0	79.1	0.001586	0.26	02/09/2022	
Pyrene		0.000200		0.00159	0.0020	0	79.4	0.001596	0.47	02/09/2022	
Surr: 2-Fluorobiphenyl	*			0.000768	0.0010		76.8			02/09/2022	
Surr: Nitrobenzene-d5	*			0.000692	0.0010		69.2			02/09/2022	
Surr: p-Terphenyl-d14	*			0.000736	0.0010		73.6			02/09/2022	



Quality Control Results

<http://www.teklabinc.com/>

Client: ERM

Work Order: 22020188

Client Project: Champaign GW

Report Date: 11-Feb-22

SW-846 3510C,8270C, SEMI-VOLATILE ORGANIC COMPOUNDS

Batch 187605 SampType: MBLK Units mg/L

SampID: MBLK-187605

Analyses	Cert	RL	Qual	Result	Spike	SPK Ref Val	%REC	Low Limit	High Limit	Date Analyzed
Acenaphthene		0.000100		ND						02/11/2022
Acenaphthylene		0.000100		ND						02/11/2022
Anthracene		0.000300		ND						02/11/2022
Benzo(a)anthracene		0.000100		ND						02/11/2022
Benzo(a)pyrene		0.000200		ND						02/11/2022
Benzo(b)fluoranthene		0.000100		ND						02/11/2022
Benzo(g,h,i)perylene		0.000200		ND						02/11/2022
Benzo(k)fluoranthene		0.000100		ND						02/11/2022
Chrysene		0.000100		ND						02/11/2022
Dibenzo(a,h)anthracene		0.000200		ND						02/11/2022
Fluoranthene		0.000300		ND						02/11/2022
Fluorene		0.000200		ND						02/11/2022
Indeno(1,2,3-cd)pyrene		0.000200		ND						02/11/2022
Naphthalene		0.000400		ND						02/11/2022
Phenanthrene		0.000600		ND						02/11/2022
Pyrene		0.000200		ND						02/11/2022
Surr: 2-Fluorobiphenyl	*			0.000728	0.0010		72.8	45.5	94.3	02/11/2022
Surr: Nitrobenzene-d5	*			0.000641	0.0010		64.1	51.6	102	02/11/2022
Surr: p-Terphenyl-d14	*			0.000741	0.0010		74.1	60.8	130	02/11/2022



Quality Control Results

<http://www.teklabinc.com/>

Client: ERM

Work Order: 22020188

Client Project: Champaign GW

Report Date: 11-Feb-22

SW-846 3510C,8270C, SEMI-VOLATILE ORGANIC COMPOUNDS

Batch 187605 SampType: LCS Units mg/L
 SampID: LCS-187605

Analyses	Cert	RL	Qual	Result	Spike	SPK Ref Val	%REC	Low Limit	High Limit	Date Analyzed
Acenaphthene		0.000100		0.00136	0.0020	0	67.8	54.7	110	02/11/2022
Acenaphthylene		0.000100		0.00156	0.0020	0	78.1	56.2	116	02/11/2022
Anthracene		0.000300		0.00139	0.0020	0	69.7	55.3	113	02/11/2022
Benzo(a)anthracene		0.000100		0.00138	0.0020	0	68.8	54.6	112	02/11/2022
Benzo(a)pyrene		0.000200		0.00142	0.0020	0	71.1	57.2	118	02/11/2022
Benzo(b)fluoranthene		0.000100		0.00139	0.0020	0	69.6	50.3	119	02/11/2022
Benzo(g,h,i)perylene		0.000200		0.00143	0.0020	0	71.7	59.3	122	02/11/2022
Benzo(k)fluoranthene		0.000100		0.00144	0.0020	0	71.8	58.8	114	02/11/2022
Chrysene		0.000100		0.00147	0.0020	0	73.5	58.9	113	02/11/2022
Dibenzo(a,h)anthracene		0.000200		0.00139	0.0020	0	69.3	50	134	02/11/2022
Fluoranthene		0.000300		0.00144	0.0020	0	72.1	61.2	114	02/11/2022
Fluorene		0.000200		0.00131	0.0020	0	65.5	61.6	110	02/11/2022
Indeno(1,2,3-cd)pyrene		0.000200		0.00146	0.0020	0	73.2	54.3	128	02/11/2022
Naphthalene		0.000400		0.00136	0.0020	0	68.2	51.7	105	02/11/2022
Phenanthrene		0.000600		0.00144	0.0020	0	72.2	60.9	121	02/11/2022
Pyrene		0.000200		0.00140	0.0020	0	70.0	59.1	114	02/11/2022
Surr: 2-Fluorobiphenyl	*			0.000692	0.0010		69.2	45.5	94.3	02/11/2022
Surr: Nitrobenzene-d5	*			0.000609	0.0010		60.9	51.6	102	02/11/2022
Surr: p-Terphenyl-d14	*			0.000759	0.0010		75.9	60.8	130	02/11/2022



Quality Control Results

<http://www.teklabinc.com/>

Client: ERM

Work Order: 22020188

Client Project: Champaign GW

Report Date: 11-Feb-22

SW-846 3510C,8270C, SEMI-VOLATILE ORGANIC COMPOUNDS

Batch 187605	SampType: LCSD	Units mg/L				RPD Limit: 40				
SampID: LCSD-187605										
Analyses	Cert	RL	Qual	Result	Spike	SPK Ref Val	%REC	RPD Ref Val	%RPD	Date Analyzed
Acenaphthene		0.000100		0.00129	0.0020	0	64.3	0.001356	5.31	02/11/2022
Acenaphthylene		0.000100		0.00139	0.0020	0	69.3	0.001562	11.87	02/11/2022
Anthracene		0.000300		0.00135	0.0020	0	67.5	0.001393	3.16	02/11/2022
Benzo(a)anthracene		0.000100		0.00131	0.0020	0	65.3	0.001376	5.17	02/11/2022
Benzo(a)pyrene		0.000200		0.00129	0.0020	0	64.4	0.001422	9.92	02/11/2022
Benzo(b)fluoranthene		0.000100		0.00133	0.0020	0	66.6	0.001392	4.42	02/11/2022
Benzo(g,h,i)perylene		0.000200		0.00132	0.0020	0	65.9	0.001434	8.45	02/11/2022
Benzo(k)fluoranthene		0.000100		0.00134	0.0020	0	67.0	0.001436	7.00	02/11/2022
Chrysene		0.000100		0.00146	0.0020	0	72.8	0.001469	0.95	02/11/2022
Dibenzo(a,h)anthracene		0.000200		0.00125	0.0020	0	62.7	0.001386	10.06	02/11/2022
Fluoranthene		0.000300		0.00146	0.0020	0	73.1	0.001443	1.25	02/11/2022
Fluorene		0.000200		0.00137	0.0020	0	68.3	0.001310	4.19	02/11/2022
Indeno(1,2,3-cd)pyrene		0.000200		0.00132	0.0020	0	66.0	0.001464	10.29	02/11/2022
Naphthalene		0.000400		0.00133	0.0020	0	66.7	0.001363	2.16	02/11/2022
Phenanthrene		0.000600		0.00141	0.0020	0	70.4	0.001444	2.59	02/11/2022
Pyrene		0.000200		0.00145	0.0020	0	72.4	0.001401	3.28	02/11/2022
Surr: 2-Fluorobiphenyl	*			0.000631	0.0010		63.1			02/11/2022
Surr: Nitrobenzene-d5	*			0.000671	0.0010		67.1			02/11/2022
Surr: p-Terphenyl-d14	*			0.000761	0.0010		76.1			02/11/2022

SW-846 5030, 8260B, VOLATILE ORGANIC COMPOUNDS BY GC/MS

Batch 187428	SampType: MBLK	Units µg/L								
SampID: MBLK-AK220204A-1										
Analyses	Cert	RL	Qual	Result	Spike	SPK Ref Val	%REC	Low Limit	High Limit	Date Analyzed
Benzene	*	0.5		ND						02/04/2022
Ethylbenzene	*	2.0		ND						02/04/2022
Toluene	*	2.0		ND						02/04/2022
Xylenes, Total	*	4.0		ND						02/04/2022
Surr: 1,2-Dichloroethane-d4	*			47.7	50.00		95.3	80	120	02/04/2022
Surr: 4-Bromofluorobenzene	*			50.1	50.00		100.1	80	120	02/04/2022
Surr: Dibromofluoromethane	*			47.5	50.00		95.0	80	120	02/04/2022
Surr: Toluene-d8	*			49.2	50.00		98.4	80	120	02/04/2022



Quality Control Results

<http://www.teklabinc.com/>

Client: ERM

Work Order: 22020188

Client Project: Champaign GW

Report Date: 11-Feb-22

SW-846 5030, 8260B, VOLATILE ORGANIC COMPOUNDS BY GC/MS

Batch 187428		SampType: LCS		Units µg/L							Date Analyzed
SampID: LCS-AK220204A-1											
Analyses	Cert	RL	Qual	Result	Spike	SPK Ref Val	%REC	Low Limit	High Limit	Date Analyzed	
Benzene	*	0.5		54.3	50.00	0	108.5	78.5	119	02/04/2022	
Ethylbenzene	*	2.0		53.5	50.00	0	107.0	78.2	114	02/04/2022	
Toluene	*	2.0		52.9	50.00	0	105.9	78.6	112	02/04/2022	
Xylenes, Total	*	4.0		159	150.0	0	106.3	78.3	114	02/04/2022	
Surr: 1,2-Dichloroethane-d4	*			47.4	50.00		94.7	80	120	02/04/2022	
Surr: 4-Bromofluorobenzene	*			49.6	50.00		99.3	80	120	02/04/2022	
Surr: Dibromofluoromethane	*			47.0	50.00		94.1	80	120	02/04/2022	
Surr: Toluene-d8	*			49.4	50.00		98.7	80	120	02/04/2022	

Batch 187428		SampType: LCSD		Units µg/L							RPD Limit: 15.9	Date Analyzed
SampID: LCSD-AK220204A-1												
Analyses	Cert	RL	Qual	Result	Spike	SPK Ref Val	%REC	RPD Ref Val	%RPD	Date Analyzed		
Benzene	*	0.5		53.6	50.00	0	107.2	54.26	1.19	02/04/2022		
Ethylbenzene	*	2.0		52.0	50.00	0	103.9	53.49	2.88	02/04/2022		
Toluene	*	2.0		51.9	50.00	0	103.8	52.93	1.93	02/04/2022		
Xylenes, Total	*	4.0		156	150.0	0	104.2	159.4	2.00	02/04/2022		
Surr: 1,2-Dichloroethane-d4	*			48.2	50.00		96.3			02/04/2022		
Surr: 4-Bromofluorobenzene	*			49.4	50.00		98.9			02/04/2022		
Surr: Dibromofluoromethane	*			47.7	50.00		95.3			02/04/2022		
Surr: Toluene-d8	*			49.3	50.00		98.6			02/04/2022		

Batch 187431		SampType: MBLK		Units µg/L							Date Analyzed
SampID: MBLK-AE220204A-1											
Analyses	Cert	RL	Qual	Result	Spike	SPK Ref Val	%REC	Low Limit	High Limit	Date Analyzed	
Benzene	*	0.5		ND						02/04/2022	
Ethylbenzene	*	2.0		ND						02/04/2022	
Toluene	*	2.0		ND						02/04/2022	
Xylenes, Total	*	4.0		ND						02/04/2022	
Surr: 1,2-Dichloroethane-d4	*			48.6	50.00		97.2	80	120	02/04/2022	
Surr: 4-Bromofluorobenzene	*			48.4	50.00		96.9	80	120	02/04/2022	
Surr: Dibromofluoromethane	*			51.9	50.00		103.9	80	120	02/04/2022	
Surr: Toluene-d8	*			44.5	50.00		88.9	80	120	02/04/2022	



Quality Control Results

<http://www.teklabinc.com/>

Client: ERM

Work Order: 22020188

Client Project: Champaign GW

Report Date: 11-Feb-22

SW-846 5030, 8260B, VOLATILE ORGANIC COMPOUNDS BY GC/MS

Batch 187431		SampType: LCS		Units µg/L							
SampID: LCS-AE220204A-1											
Analyses	Cert	RL	Qual	Result	Spike	SPK Ref Val	%REC	Low Limit	High Limit	Date Analyzed	
Benzene	*	0.5		57.1	50.00	0	114.2	78.5	119	02/04/2022	
Ethylbenzene	*	2.0		48.1	50.00	0	96.2	78.2	114	02/04/2022	
Toluene	*	2.0		47.8	50.00	0	95.7	78.6	112	02/04/2022	
Xylenes, Total	*	4.0		144	150.0	0	95.8	78.3	114	02/04/2022	
Surr: 1,2-Dichloroethane-d4	*			49.7	50.00		99.5	80	120	02/04/2022	
Surr: 4-Bromofluorobenzene	*			49.6	50.00		99.2	80	120	02/04/2022	
Surr: Dibromofluoromethane	*			53.5	50.00		107.0	80	120	02/04/2022	
Surr: Toluene-d8	*			45.1	50.00		90.3	80	120	02/04/2022	

Batch 187431		SampType: LCSD		Units µg/L						RPD Limit: 15.9	
SampID: LCSD-AE220204A-1											
Analyses	Cert	RL	Qual	Result	Spike	SPK Ref Val	%REC	RPD Ref Val	%RPD	Date Analyzed	
Benzene	*	0.5		55.1	50.00	0	110.3	57.12	3.55	02/04/2022	
Ethylbenzene	*	2.0		46.2	50.00	0	92.5	48.08	3.88	02/04/2022	
Toluene	*	2.0		46.2	50.00	0	92.3	47.83	3.58	02/04/2022	
Xylenes, Total	*	4.0		140	150.0	0	93.1	143.6	2.82	02/04/2022	
Surr: 1,2-Dichloroethane-d4	*			49.9	50.00		99.9			02/04/2022	
Surr: 4-Bromofluorobenzene	*			48.5	50.00		97.0			02/04/2022	
Surr: Dibromofluoromethane	*			53.7	50.00		107.5			02/04/2022	
Surr: Toluene-d8	*			45.2	50.00		90.5			02/04/2022	

Batch 187431		SampType: MS		Units µg/L							
SampID: 22020188-022DMS											
Analyses	Cert	RL	Qual	Result	Spike	SPK Ref Val	%REC	Low Limit	High Limit	Date Analyzed	
Benzene		0.5	S	60.4	50.00	0	120.8	72	120	02/04/2022	
Ethylbenzene		2.0		48.8	50.00	0	97.7	74.8	115	02/04/2022	
Toluene		2.0		50.2	50.00	0	100.4	70.6	109	02/04/2022	
Xylenes, Total		4.0		98.6	100.0	0	98.6	72.1	113	02/04/2022	
Surr: 1,2-Dichloroethane-d4	*			48.2	50.00		96.3	80	120	02/04/2022	
Surr: 4-Bromofluorobenzene	*			48.6	50.00		97.3	80	120	02/04/2022	
Surr: Dibromofluoromethane	*			52.4	50.00		104.7	80	120	02/04/2022	
Surr: Toluene-d8	*			45.2	50.00		90.5	80	120	02/04/2022	



Quality Control Results

<http://www.teklabinc.com/>

Client: ERM

Work Order: 22020188

Client Project: Champaign GW

Report Date: 11-Feb-22

SW-846 5030, 8260B, VOLATILE ORGANIC COMPOUNDS BY GC/MS

Batch 187431	SampType: MSD	Units µg/L				RPD Limit: 20				
SampID: 22020188-022DMSD										
Analyses	Cert	RL	Qual	Result	Spike	SPK Ref Val	%REC	RPD Ref Val	%RPD	Date Analyzed
Benzene		0.5		59.0	50.00	0	117.9	60.42	2.46	02/04/2022
Ethylbenzene		2.0		47.3	50.00	0	94.5	48.84	3.27	02/04/2022
Toluene		2.0		48.2	50.00	0	96.4	50.22	4.10	02/04/2022
Xylenes, Total		4.0		95.5	100.0	0	95.5	98.63	3.22	02/04/2022
Surr: 1,2-Dichloroethane-d4	*			48.1	50.00		96.2			02/04/2022
Surr: 4-Bromofluorobenzene	*			48.4	50.00		96.8			02/04/2022
Surr: Dibromofluoromethane	*			51.8	50.00		103.5			02/04/2022
Surr: Toluene-d8	*			44.5	50.00		89.0			02/04/2022



Receiving Check List

<http://www.teklabinc.com/>

Client: ERM

Work Order: 22020188

Client Project: Champaign GW

Report Date: 11-Feb-22

Carrier: Employee

Received By: PWR

Completed by:

Reviewed by:

On:

03-Feb-22

Patrick Riley

On:

03-Feb-22

Elizabeth A. Hurley

Pages to follow: Chain of custody

Extra pages included

- | | | | | |
|---|---|---|--|----------------------------------|
| Shipping container/cooler in good condition? | Yes <input checked="" type="checkbox"/> | No <input type="checkbox"/> | Not Present <input type="checkbox"/> | Temp °C 5.2 |
| Type of thermal preservation? | None <input type="checkbox"/> | Ice <input checked="" type="checkbox"/> | Blue Ice <input type="checkbox"/> | Dry Ice <input type="checkbox"/> |
| Chain of custody present? | Yes <input checked="" type="checkbox"/> | No <input type="checkbox"/> | | |
| Chain of custody signed when relinquished and received? | Yes <input checked="" type="checkbox"/> | No <input type="checkbox"/> | | |
| Chain of custody agrees with sample labels? | Yes <input checked="" type="checkbox"/> | No <input type="checkbox"/> | | |
| Samples in proper container/bottle? | Yes <input checked="" type="checkbox"/> | No <input type="checkbox"/> | | |
| Sample containers intact? | Yes <input checked="" type="checkbox"/> | No <input type="checkbox"/> | | |
| Sufficient sample volume for indicated test? | Yes <input checked="" type="checkbox"/> | No <input type="checkbox"/> | | |
| All samples received within holding time? | Yes <input checked="" type="checkbox"/> | No <input type="checkbox"/> | | |
| Reported field parameters measured: | Field <input type="checkbox"/> | Lab <input type="checkbox"/> | NA <input checked="" type="checkbox"/> | |
| Container/Temp Blank temperature in compliance? | Yes <input checked="" type="checkbox"/> | No <input type="checkbox"/> | | |

When thermal preservation is required, samples are compliant with a temperature between 0.1°C - 6.0°C, or when samples are received on ice the same day as collected.

- | | | | |
|---|---|--|---|
| Water – at least one vial per sample has zero headspace? | Yes <input checked="" type="checkbox"/> | No <input type="checkbox"/> | No VOA vials <input type="checkbox"/> |
| Water - TOX containers have zero headspace? | Yes <input type="checkbox"/> | No <input type="checkbox"/> | No TOX containers <input checked="" type="checkbox"/> |
| Water - pH acceptable upon receipt? | Yes <input type="checkbox"/> | No <input checked="" type="checkbox"/> | NA <input type="checkbox"/> |
| NPDES/CWA TCN interferences checked/treated in the field? | Yes <input type="checkbox"/> | No <input checked="" type="checkbox"/> | NA <input type="checkbox"/> |

Any No responses must be detailed below or on the COC.

pH strip #78011/75846. - EAH/patrickriley - 2/3/2022 3:40:22 PM

Additional Sodium Hydroxide (78408) was needed in all samples except UMW-124, UMW-126, UMW-127, DUP 001, DUP 002, EB-01, and EB-02 upon arrival at the laboratory. - patrickriley - 2/3/2022 3:40:54 PM

UMW-302 PAH container is labeled as DUP 003. DUP 003 PAH container is labeled as UMW-302. The samples were labeled for the laboratory as bagged sets. - ehurley - 2/3/2022 3:54:45 PM

Trip Blank collection date and time will be reported as the received date and time (end of trip). - ehurley - 2/3/2022 3:55:36 PM

Per Jarred Schmidt, report the sample containers labeled as UMW-302 and DUP 003 as labeled rather than as bagged. - ehurley - 2/4/2022 7:21:35 AM

CHAIN OF CUSTODY

pg. 1 of 3 Work order # 22020180

TEKLAB, INC. 5445 Horseshoe Lake Road - Collinsville, IL 62234 - Phone: (618) 344-1004 - Fax: (618) 344-1005

Client: ERM
Address: 1968 Craig Road
City / State / Zip: St. Louis, MO 63146
Contact: Jarred Schmidt **Phone:** (314) 733-4490
E-Mail: Jarred.Schmidt@erm.com **Fax:**

Samples on: ICE BLUE ICE NO ICE 5.2 °C **LTG#** 1
Preserved in: LAB FIELD ⁷⁸⁰¹¹ ₇₅₈₄₆ **FOR LAB USE ONLY**
Lab Notes: Add NaOH (78408) All except UMW-124, 126, 127, Dup 001, Dup 002, EB-01, EB-02
 NS pH 78011 ✓ sent 2/3/22 PR 2/3/22

Are these samples known to be involved in litigation? If yes, a surcharge will apply Yes No
 Are these samples known to be hazardous? Yes No
 Are there any required reporting limits to be met on the requested analysis? If yes, please provide limits in the comment section. Yes No

Client Comments
 Pb RL: 0.0075 mg/L
 UMW-302 PAH jar labeled as Dup-003 - Dup-003 PAH jar labeled as 302.

Project Name/Number: Champaign GW
Sample Collector's Name: Bernstein/Arendell

Results Requested: Standard 1-2 Day (100% Surcharge) Other 3 Day (50% Surcharge)
Billing Instructions:
and Type of Containers:

Lab Use Only	Sample Identification	Date/Time Sampled	UNP	HNO3	NaOH	HCl			
22020180-001	UMW-102-WG-20220131	1/31/22; 1345	1	1	1	2			
-002	UMW-105-WG-20220201	2/1/22; 1410	1	1	1	2			
-003	UMW-106R-WG-20220201	2/1/22; 0825	1	1	1	2			
-004	UMW-109-WG-20220201	2/1/22; 0810	1	1	1	2			
-005	UMW-111A-WG-20220121	1/31/22; 1655	1	1	1	2			
-006	UMW-116-WG-20220201	2/1/22; 1035	1	1	1	2			
-007	UMW-118-WG-20220201	2/1/22; 0930	1	1	1	2			
-008	UMW-119-WG-20220131	1/31/22; 1605	1	1	1	2			
-009	UMW-120-WG-20220131	1/31/22; 1435	1	1	1	2			
-010	UMW-121-WG-20220201	2/1/22; 1430	1	1	1	2			

MATRIX		INDICATE ANALYSIS REQUESTED									
Aqueous	Groundwater	Trip Blank	BTEX 8260	PAH 8270 SIM	Total 8 RCRA Metals	Total Cyanide 9012A					
	X		X	X	X	X					
	X		X	X	X	X					
	X		X	X	X	X					
	X		X	X	X	X					
	X		X	X	X	X					
	X		X	X	X	X					
	X		X	X	X	X					
	X		X	X	X	X					
	X		X	X	X	X					

Relinquished By: *[Signature]* **Date/Time:** 1/15 2/3/22

Received By: *[Signature]* **Date/Time:** 2/3/22 1415

The individual signing this agreement on behalf of the client, acknowledges that he/she has read and understands the terms and conditions of this agreement, and that he/she has the authority to sign on behalf of the client. See www.teklabin.com for terms and conditions.

BottleOrder: 70239



CHAIN OF CUSTODY

TEKLAB, INC. 5445 Horseshoe Lake Road - Collinsville, IL 62234 - Phone: (618) 344-1004 - Fax: (618) 344-1005

Client: ERM
Address: 1968 Craig Road
City / State / Zip: St. Louis, MO 63146
Contact: Jarred Schmidt **Phone:** (314) 733-4490
E-Mail: Jarred.Schmidt@erm.com **Fax:** _____

Samples on: ICE BLUE ICE NO ICE _____ °C LTG# _____
Preserved in: LAB FIELD **FOR LAB USE ONLY**
Lab Notes: _____

Are these samples known to be involved in litigation? If yes, a surcharge will apply Yes No
 Are these samples known to be hazardous? Yes No
 Are there any required reporting limits to be met on the requested analysis?. If yes, please provide limits in the comment section. Yes No

Client Comments
 PB RL: 0.0075 mg/L

Project Name/Number: Champaign GW **Sample Collector's Name:** Burstein/Arendell

Results Requested: Standard 1-2 Day (100% Surcharge) Other _____
 3 Day (50% Surcharge)
Billing Instructions: _____
and Type of Containers:

Lab Use Only	Sample Identification	Date/Time Sampled	UNP	HNO3	NaOH	HCl				
27020188-011	UMW-122-WG-20220201	2/1/22, 0930	1	1	1	2				
-012	UMW-123-WG-20220201	2/1/22, 1040	1	1	1	2				
-013	UMW-124-WG-20220202	2/2/22, 1050	1	1	1	2				
-014	UMW-125-WG-20220201	2/1/22, 1650	1	1	1	2				
-015	UMW-126-WG-20220202	2/2/22, 0925	1	1	1	2				
-016	UMW-127-WG-20220201	2/1/22, 1535	1	1	1	2				
-017	UMW-300-WG-20220201	1/31/22, 1740	1	1	1	2				
-018	UMW-301R-WG-20220201	2/1/22, 1650	1	1	1	2				
-019	UMW-302-WG-20220202	2/2/22, 1221	1	1	1	2				
-020	UMW-304R-WG-20220201	2/1/22, 1540	1	1	1	2				

MATRIX		INDICATE ANALYSIS REQUESTED																		
Aqueous	Groundwater	Trip Blank																		
			BTEX 8260	PAH 8270 SIM	Total 8 RCRA Metals	Total Cyanide 9012A														
X			X	X	X	X														
X			X	X	X	X														
X			X	X	X	X														
X			X	X	X	X														
X			X	X	X	X														
X			X	X	X	X														
X			X	X	X	X														
X			X	X	X	X														

Relinquished By	Date/Time	Received By	Date/Time
<i>[Signature]</i>	2/3/22 1415	<i>[Signature]</i>	2/3/22 1415

CHAIN OF CUSTODY

pg. 3 of 3 Work order # 22020188

TEKLAB, INC. 5445 Horseshoe Lake Road - Collinsville, IL 62234 - Phone: (618) 344-1004 - Fax: (618) 344-1005

Client: ERM
Address: 1968 Craig Road
City / State / Zip: St. Louis, MO 63146
Contact: Jarred Schmidt **Phone:** (314) 733-4490
E-Mail: Jarred.Schmidt@erm.com **Fax:** _____

Samples on: ICE BLUE ICE NO ICE _____ °C **LTG#** _____
Preserved in: LAB FIELD **FOR LAB USE ONLY**
Lab Notes: _____

Are these samples known to be involved in litigation? If yes, a surcharge will apply Yes No
 Are these samples known to be hazardous? Yes No
 Are there any required reporting limits to be met on the requested analysis?. If yes, please provide limits in the comment section. Yes No

Client Comments
 PS RL: 0.0075 mg/L

Project Name/Number: Champaign GW
Sample Collector's Name: Bernstein/Arendell
Results Requested: Standard 1-2 Day (100% Surcharge)
 Other _____ 3 Day (50% Surcharge)
Billing Instructions: _____
and Type of Containers: _____

Lab Use Only	Sample Identification	Date/Time Sampled	UNP	HNO3	NaOH	HCl															
22020188-021	UMW-305-WG-20220201	2/1/22; 1300	1	1	1	2															
-022	UMW-306-WG-20220201	2/1/22; 1220	1	1	1	2															
-023	UMW-307-WG-20220201	2/1/22; 1150	1	1	1	2															
-024	UMW-308-WG-20220202	2/2/22; 0825	1	1	1	2															
-025	DUP 001-WG-20220202	2/2/22; —	1	1	1	2															
-026	DUP 002-WG-20220202	2/2/22; —	1	1	1	2															
-027	DUP 003-WG-20220202	2/2/22; —	1	1	1	2															
-028	EB-01-WQ-20220131	1/31/22; 1235	1	1	1	2															
-029	TB-01-WQ-20220131	1/31/22; 1230				2															
-030	EB-02-WQ-20220202	2/2/22; 0720	1	1	1	2															

MATRIX		INDICATE ANALYSIS REQUESTED																			
Aqueous	Groundwater	Trip Blank	BTEX 8260	PAH 8270 SIM	Total 8 RORA Metals	Total Cyanide 9012A															
X	X		X	X	X	X															
X	X		X	X	X	X															
X			X	X	X	X															
X			X	X	X	X															
X			X	X	X	X															
X			X	X	X	X															
	X		X																		
X			X	X	X	X															

Relinquished By	Date/Time	Received By	Date/Time
<i>Waldell</i>	1415 2/3/22	<i>[Signature]</i>	2/3/22 1415

**Memorandum**

To	Lacy Smith
From	Rachel James
Date	04 March 2022
Reference	0638683
Subject	Data Review of Ameren Champaign Groundwater Samples First Quarter 2022: Teklab, Inc. Data Package 22020188.

The data quality was assessed and any necessary qualifiers were applied following the *USEPA National Functional Guidelines for Organic Superfund Methods Data Review*, November 2020 and *USEPA National Functional Guidelines for Inorganic Superfund Methods Data Review*, November 2020. Field duplicates were assessed following *Environmental Data Review Supplement for Region 1 Data Review Elements and Superfund Specific Guidance/Procedures*, September 2020.

ERM reviewed data for compliance with the following quality assurance/quality control (QA/QC) and method-prescribed criteria for Stage 2B review:

- **Holding Time and Sample Preservation:** The period of time between collection of the sample and preparation/analysis of the sample is evaluated. Analyses performed for this project have method-prescribed holding times as well as temperature and chemical preservation requirements.
- **Blank Samples:** The preparation and analysis of reagent (contaminant-free) water is evaluated. Blank samples for this investigation included method, trip, and equipment rinsates. Detections in a blank sample may indicate laboratory, transportation, or field contamination. All samples are evaluated for common laboratory contaminants during the blank evaluation.
- **Spike Samples:** The preparation and analysis of an environmental sample or a sample of reagent water spiked with a subset of target analytes at known concentrations is evaluated. The results of the spike analysis measure laboratory accuracy in the reagent sample, and results from the environmental sample spike measure potential interferences from the matrix.
- **Surrogate Spikes:** The addition of analytes similar to target analytes of interest that are added to sample aliquots for organic analysis is evaluated. Surrogate spikes measure possible interferences from the sample matrix for the analysis of target analytes.
- **Duplicate Samples:** The preparation and analysis of an additional aliquot of the sample is evaluated. The results from duplicate analysis measure potential heterogeneity of contaminants in the sample.

Stage 4 data review for 20 percent of the samples (6 samples: UMW-124-WG-20220202, UMW-301R-WG-20220201, UMW-302-WG-20220202, UMW-304R-WG-20220201, DUP-001-WG-20220202, and DUP-003-WG-20220202) was performed. The Stage 4 review included all of the QA/QC project and/or method-prescribed criteria for Stage 2B review plus:

- **Calibration:** The analysis of target analytes at a range of concentrations to develop a graphical plot of instrument response against the different analyte concentrations. An initial calibration curve establishes the graphical plot, and the continuing calibration verification monitors daily instrument linearity against the initial calibration.
- **Internal standards:** The addition of analytes similar to target analytes of interest that are added to sample aliquots for organic analysis. The internal standards are used to quantitatively and qualitatively evaluate retention time and response for each sample.
- **Recalculation:** Ten percent of the initial calibration, continuing calibration, internal response, surrogate percent recoveries (%R), laboratory control sample/laboratory control sample duplicate (LCS/LCSD) %R, matrix spike/matrix spike duplicate (MS/MSD) %R, and all of the detected sample concentrations were recalculated.

CHAIN-OF-CUSTODY DISCREPANCIES

Although a collection date and time was listed on the chain-of-custody for the trip blank sample, Teklab's policy is to log the trip blank in with the date and time of sample receipt. The analysis of the trip blank sample still would be in hold if the time listed on the chain-of-custody had been used and qualifications were not necessary.

The laboratory noted that the samples arrived in bagged sets. The polynuclear aromatic hydrocarbon (PAH) container labelled DUP 003-WG-20220202 was in the bag with other samples labelled UMW-302-WG-20220202 and the PAH container labelled UMW-302-WG-20220202 was in the bag with other samples labelled DUP 003-WG-20220202. ERM instructed the laboratory to log in the PAH samples as labelled rather than as bagged.

PRESERVATION EVALUATION

The sample shipment was received at the laboratory within the method-prescribed temperature preservation requirements of less than 6°C. The samples had the correct chemical preservation, with the exception of several samples for cyanide analysis. The laboratory added additional sodium hydroxide to the affected cyanide samples. The pH was within the requirement of greater than 12 for the cyanide samples and no qualifications were applied. The samples received with inadequate preservation are presented in Table 1.

HOLDING TIME EVALUATION

The samples were prepared and analyzed within the method-prescribed time period from the date of collection with one exception. Equipment blank sample EB-02-WQ-20220202 was prepared for naphthalene reanalysis by Method 8270C 2 days past the 7 day extraction holding time. Teklab qualified this result with an (H) flag. The non-detected naphthalene result was rejected (R) due to the holding time exceedance. The H flag has been removed. The qualified result is presented in Table 2.

BLANK EVALUATION

The method blank sample results were non-detected for each of the target analytes with the exception noted in Table 3. Phenanthrene was detected in a method blank sample at a concentration greater than the reporting limit. Teklab qualified associated phenanthrene results with a (B) flag. Phenanthrene was not detected in the associated samples and qualification was not necessary. The B flags have been removed.

The equipment and trip blank sample results were non-detected for each of the target analytes. The equipment and trip blank results indicate that no contaminants were introduced to the samples during sample collection activities or during analysis in the laboratory or during shipment, handling, and storage. The naphthalene result in equipment blank sample EB-02-WQ-20220202 was rejected due to holding time exceedance; therefore, this result cannot be used to evaluate whether or not naphthalene was introduced to associated samples during sample collection activities.

CALIBRATION EVALUATION

Two types of calibration data were reviewed. These were initial calibration (ICAL) and initial/continuing calibration verification (ICV/CCV). For linear ICALs, the correlation coefficient (r^2) was within control limits and for average response factor ICALs, the relative standard deviations (RSDs) were within the control limits. The laboratory also calculated the relative response factors (RRFs) for the analytes in the ICAL. The reported percent relative standard deviations and RRFs were compared to the method-prescribed acceptance criteria and validation criteria during the data validation. The laboratory calculated the percent deviation (%D) between CCV/ICV and the ICAL. The laboratory calculated the CCV/ICV RRFs. The %Ds and RRFs were then compared to the method-prescribed acceptance criteria and validation criteria during the data validation. The ICAL and ICV/CCV results were within acceptable limits for the reported sample results with the exceptions noted in Table 4. Indeno(1,2,3-cd)pyrene and dibenzo(a,h)anthracene had percent deviations outside the Method 8270C control limits in one CCV. The affected analytes were not reported from the associated project sample and qualifications were not necessary.

BLANK SPIKE EVALUATION

The laboratory control sample (LCS) and laboratory control sample duplicate (LCSD) recoveries and relative percent differences (RPDs) were within the laboratory's limits of acceptance. The LCS/LCSD recoveries and RPDs indicate acceptable laboratory accuracy and precision.

MATRIX SPIKE EVALUATION

The laboratory prepared several project samples for MS/MSD analysis. The recoveries and RPDs were within the laboratory's limits of acceptance, with one exception. Benzene was recovered above the control limit in the MS sample prepared from UMW-306-WG-20220201. Teklab qualified this result in the parent sample with an (S) flag. The recovery was within the control limits in the paired MSD sample; therefore, the result in the parent sample was not qualified due to the MS recovery alone. The S flag has been removed. The matrix spike outlier is presented in Table 5.

SURROGATE SPIKE EVALUATION

The surrogate recoveries were within acceptable limits. No qualifications were required based on surrogate recoveries. The surrogate recoveries indicate minimal matrix interference in the samples.

INTERNAL STANDARD EVALUATION

The internal standard responses for reported results were within acceptable limits.

FIELD DUPLICATE EVALUATION

Three samples were collected and submitted in duplicate. ERM calculated the absolute differences or RPDs between detected results in Table 6. An RPD control limit of 30 was used when both the sample and the field duplicate results were greater than or equal to five times the reporting limit. An absolute difference control limit of two times the reporting limit was used when at least one of the results was less than five times the reporting limit. Professional judgement was used if one result was greater than the RL and the other was not detected (ND). When the reporting limits in both samples were comparable, the reporting limit for the ND result was used in the difference calculation. When the reporting limits in both samples were not comparable, the difference limit was not applicable. All analytes in the parent sample/field duplicate pairs met the control limits.

RECALCULATION

All result recalculations agreed with reported results.

OVERALL ASSESSMENT

The naphthalene result for equipment blank sample EB-02-WQ-20220202 result was determined to be unusable due to holding time exceedance. With exception of the rejected result, all of the data, including qualified data, can be used for decision-making purposes; however, the limitations indicated by the applied qualifiers should be considered when using the data. The quality of the data generated during this investigation is acceptable for the preparation of technically-defensible documents.

Table 1
Samples with Exceeded Preservation Requirements
First Quarter 2022 Groundwater Monitoring
Ameren
Champaign, Illinois

Lab Package	Sample ID	Method	Preservation Condition	Limits	Comment	ERM Qualifier
22020188	UMW-102-WG-20220131	9012A	pH < 12	pH > 12	Lab added sodium hydroxide upon receipt and samples were successfully preserved.	--
	UMW-105-WG-20220201					
	UMW-106R-WG-20220201					
	UMW-109-WG-20220201					
	UMW-111A-WG-20220131					
	UMW-116-WG-20220201					
	UMW-118-WG-20220201					
	UMW-119-WG-20220131					
	UMW-120-WG-20220131					
	UMW-121-WG-20220201					
	UMW-122-WG-20220201					
	UMW-123-WG-20220201					
	UMW-125-WG-20220201					
	UMW-300-WG-20220131					
	UMW-301R-WG-20220201					
	UMW-302-WG-20220202					
	UMW-304R-WG-20220201					
	UMW-305-WG-20220201					
	UMW-306-WG-20220201					
	UMW-307-WG-20220201					
UMW-308-WG-20220202						
DUP 003-WG-20220202						

Lab package reviewed: 22020188

Table 2
Samples with Exceeded Holding Times
First Quarter 2022 Groundwater Monitoring
Ameren
Champaign, Illinois

Lab Package	Sample ID	Method	Extraction Holding Time	Time Exceeded	Analysis Holding Time	Time Exceeded	Affected Analyte	ERM Qualifier
22020188	EB-02-WQ-20220202 02/11/2022 analysis	8270C	7 days	2 days	40 days	--	Naphthalene	R

Lab package reviewed: 22020188

Notes:

R = Result is rejected

Table 3
Blank and Associated Suspect Sample Detections
First Quarter 2022 Groundwater Monitoring
Ameren
Champaign, Illinois

Lab Package	Blank ID	Detected Analyte	Reported Blank Concentration	Blank Report Limit	Associated Sample	Associated Sample Result	Associated Sample Report Limit	Units	ERM Qualifier
22020188	MBLK-187509	Phenanthrene	0.000603	0.000600	None for qualification, samples ND	--	--	mg/L	--

Lab package reviewed: 22020188

Notes:

MBLK = Method blank

mg/L = Milligrams per liter

Table 4
Calibration Verification Recoveries Outside of Acceptable Limits
First Quarter 2022 Groundwater Monitoring
Ameren
Champaign, Illinois

Lab Package	CCV Sample ID	Analyte	CCV Deviation (%)	CCV Limits (%)	Associated Sample	Reported Concentration	Units	ERM Qualifier
22020188	CCV BNA220125I Analyzed 2/11/2022 7:20 Instrument S	Indeno(1,2,3-cd)pyrene	26.8	± 20	None for qualification, analyte not reported from associated sample	--	--	--
		Dibenzo(a,h)anthracene	27.3	± 20		--	--	--

Lab package reviewed: 22020188

Notes:

CCV = Continuing calibration verification

Table 5
Spike Recoveries Outside of Acceptable Limits
First Quarter 2022 Groundwater Monitoring
Ameren
Champaign, Illinois

Lab Package	Spike Sample ID	Associated Sample	Analyte	Recovery (%)	Limit (%)	RPD	RPD Limit	Result	Units	ERM Qualifier
MS/MSD										
22020188	UMW-306-WG-20220201 MS/MSD	UMW-306-WG-20220201	Benzene	120.8/117.9	72-120	2.46	20	--	--	--

Lab package reviewed: 22020188

Notes:

MS/MSD = Matrix spike/matrix spike duplicate

RPD = Relative percent difference

Table 6
Field Duplicate Results and Calculated Relative Percent Differences
First Quarter 2022 Groundwater Monitoring
Ameren
Champaign, Illinois

Lab Package	Primary/Duplicate Sample ID	Analyte	Concentration		Report Limit		Absolute Difference	Difference Limit	Units	RPD	RPD Limit	ERM Qualifier
			Sample	Duplicate	Sample	Duplicate						
22020188	UMW-124-WG-20220202/ DUP 001-WG-20220202	Cyanide	0.014	0.014	0.005	0.005	0.000	0.010	mg/L	--	--	--
		Barium	0.0298	0.0290	0.0025	0.0025	--	--	mg/L	2.7	30	--
		Acenaphthene	0.000443	0.000424	0.000100	0.000100	0.000019	0.000200	mg/L	--	--	--
		Acenaphthylene	0.000301	0.000303	0.000100	0.000100	0.000002	0.000200	mg/L	--	--	--
		Fluorene	0.000203	ND ¹	0.000200	0.000200	0.000003	0.000400	mg/L	--	--	--
		Naphthalene	0.0498	0.0473	0.0100	0.0100	0.0025	0.0200	mg/L	--	--	--
		Benzene	97.4	110	0.5	0.5	--	--	µg/L	12	30	--
		Ethylbenzene	13.1	12.7	2.0	2.0	--	--	µg/L	3.1	30	--
		Toluene	80.2	77.6	2.0	2.0	--	--	µg/L	3.3	30	--
		Xylene, Total	40.0	39.1	4.0	4.0	--	--	µg/L	2.3	30	--
	UMW-126-WG-20220202/ DUP 002-WG-20220202	Barium	0.0296	0.0296	0.0025	0.0025	--	--	mg/L	0.0	30	--
		Benzene	11.6	13.7	0.5	0.5	--	--	µg/L	17	30	--
	UMW-302-WG-20220202/ DUP 003-WG-20220202	Cyanide	0.091	0.064	0.025	0.025	0.027	0.050	mg/L	--	--	--
		Barium	0.0548	0.0525	0.0025	0.0025	--	--	mg/L	4.3	30	--
		Acenaphthene	0.000714	0.000694	0.000100	0.000100	--	--	mg/L	2.8	30	--
		Acenaphthylene	0.000536	0.000502	0.000100	0.000100	--	--	mg/L	6.6	30	--
		Naphthalene	2.18	2.05	0.400	0.400	--	--	mg/L	6.1	30	--
Benzene		362	411	5.0	5.0	--	--	µg/L	13	30	--	
Ethylbenzene		760	728	20.0	20.0	--	--	µg/L	4.3	30	--	
Xylene, Total	208	200	40.0	40.0	8	80.0	µg/L	--	--	--		

Lab package reviewed: 22020188

Notes:

1 = Difference calculated between reporting limit of non-detect result and detected result

mg/L = Milligrams per liter

ND = Not detected

RPD = Relative percent difference

µg/L = Micrograms per liter

ERM has over 160 offices across the following countries and territories worldwide

Argentina	The Netherlands
Australia	New Zealand
Belgium	Norway
Brazil	Panama
Canada	Peru
Chile	Poland
China	Portugal
Colombia	Puerto Rico
France	Romania
Germany	Russia
Ghana	Senegal
Guyana	Singapore
Hong Kong	South Africa
India	South Korea
Indonesia	Spain
Ireland	Sweden
Italy	Switzerland
Japan	Taiwan
Kazakhstan	Tanzania
Kenya	Thailand
Malaysia	UAE
Mexico	UK
Mozambique	US
Myanmar	Vietnam

ERM's Illinois Office

T: 314.733.4490
F: 314.754.8121

www.erm.com

