

October 12, 2022



Ms. Robin Ambrose
Illinois Environmental Protection Agency
Division of Remediation Management
1021 North Grand Avenue East
P.O. Box 19276
Springfield, Illinois 62794-9276

Subject: Groundwater Monitoring Summary
Third Quarter 2022 Sampling Event
Champaign Former Manufactured Gas Plant Site, Champaign, Illinois

Dear Ms. Ambrose:

On behalf of Ameren Illinois (Ameren), Environmental Resources Management, Inc. (ERM) has completed the third quarter 2022 groundwater sampling event at the Champaign Former Manufactured Gas Plant (Site), located at 308 North Fifth Street in Champaign, Illinois. This report summarizes the field data and analytical results for the quarterly groundwater monitoring event conducted from July 19, 2022 through July 21, 2022.

INTRODUCTION

Groundwater sampling activities for the third quarter 2022 monitoring event were conducted from July 19, 2022 through July 21, 2022. During the sampling event, groundwater samples were collected from 24 monitoring wells, which included seven on-site monitoring wells and 17 off-site monitoring wells.

The depth to groundwater was initially measured at each monitoring well location on July 19, 2022, prior to initiation of sampling activities. Prior to sampling at each monitoring well location, groundwater was purged from the monitoring well using the in-well dedicated bladder pumps until water quality instrumentation readings indicated that measured parameters had stabilized. Upon stabilization, groundwater samples were collected in containers provided by the laboratory, and placed in ice-filled coolers pending delivery to the laboratory. Monitoring wells were gauged, purged and sampled from least to most impacted. The field parameters collected during sampling activities are summarized in Table 1.

Groundwater samples were analyzed for the following Manufactured Gas Plant (MGP)-related compounds: the volatile organic compounds (VOCs) benzene, toluene, ethylbenzene, and total xylenes (BTEX); polynuclear aromatic hydrocarbons (PAHs); total cyanide; and total Resource Conservation and Recovery Act (RCRA) metals. Laboratory analytical services were provided by Teklab, Inc. (Teklab) of Collinsville, Illinois.

Groundwater level measurement data for the third quarter 2022 monitoring event included the depth to water (DTW) below each monitoring well's top of casing (TOC) and calculated groundwater elevation, which are provided in Table 2. Groundwater elevation contour maps for the shallow monitoring zone (100 series wells) and the intermediate depth unit (300 series wells) are provided on Figures 1 and 2, respectively.

The analytical results for groundwater samples collected during the event are summarized in Table 3. The concentrations reported in samples that exceed an applicable Illinois Environmental Protection Agency (IEPA) groundwater remediation objective (RO) are highlighted. The monitoring well locations where sample results exceeded a RO are also shown on Figure 3. The laboratory analytical reports prepared by Teklab are provided in Attachment 1.

Quality assurance samples collected during the event included duplicates, matrix spike and matrix spike duplicates (MS/MSD), an equipment blank, and a trip blank. Blind duplicates were collected from shallow monitoring well locations UMW-124 and UMW-126, and from intermediate monitoring well location UMW-302. The three duplicate samples were identified on the chain of custody and laboratory analytical report as DUP 001 through DUP 003. Duplicate sample results are shown on Table 3 adjacent to their respective primary sample. A summary of the results of data validation is also included with the laboratory analytical reports in Attachment 1.

Purge water that was collected from the monitoring wells during the third quarter 2022 sampling event was containerized in two 55-gallon poly drums. Approximately 100 gallons of purge water were generated during the July 2022 groundwater monitoring event. The purge water was removed from the Site for disposal by Clean Harbors Environmental Services, Inc. on July 21, 2022, following completion of sampling activities.

GROUNDWATER MONITORING RESULTS

Groundwater Levels

The measured DTW and the calculated water level elevations at the Site for the third quarter 2022 monitoring event are shown in Table 2. The DTW in the shallow monitoring wells ranged from 3.40 to 11.15 feet below the TOC. The shallowest occurrence of groundwater occurred at the on-site monitoring well locations, with depths ranging from 3.40 to 6.48 feet below the TOC.

As shown on Figure 1, the shallow groundwater at the Site flows in a radial pattern from the Site. This groundwater flow pattern is consistent with historical groundwater level surveys conducted at the Site. The groundwater gradients for the shallow groundwater zone during July 2022 were calculated to be 0.015 (UMW-124 to UMW-105), 0.007 (UMW-124 to UMW-116), and 0.010 (UMW-125 to UMW-109) foot per foot (ft/ft). This range of values reflects the general gradients to the south, west and north from the Site, respectively.

The depths to groundwater in the eight monitoring wells that monitor the intermediate groundwater unit, ranged from 27.05 to 29.60 feet below the TOC. As shown on Figure 2, the intermediate groundwater flow direction is generally towards the south, with a groundwater gradient of approximately 0.002 ft/ft across the Site (UMW-300 to UMW-308).

Analytical Results

Figure 3 summarizes the monitoring well locations where constituents reported in samples exceeded at least one Class I (intermediate groundwater) or Class II (shallow groundwater) ingestion RO, or groundwater (vapor) inhalation RO for indoor air at residential sites (inhalation RO). The shallow groundwater unit underlying and in the vicinity of the Site is classified as Class II groundwater, and the lower intermediate unit is classified as Class I groundwater. Two of the 24 monitoring wells sampled in the third quarter 2022 monitoring event had at least one MGP-related constituent exceeding a respective Class I or II ingestion or inhalation RO.

The concentrations of total RCRA metals and total cyanide detected in the groundwater samples collected were all below their respective groundwater RO.

A benzene concentration of 0.0563 mg/L was reported in the shallow on-site monitoring well UMW-124, which exceeds the Class II groundwater RO of 0.025 mg/L. Concentrations of other organic constituents detected in the other fifteen shallow monitoring wells located on-site and off-site were below their respective Class II ROs.

Benzene and naphthalene were reported in the intermediate monitoring well UMW-302, at concentrations of 0.232 and 1.88 mg/L, exceeding the Class I groundwater ingestion ROs of 0.005 and 0.14 mg/L, respectively. Benzene, ethylbenzene, and naphthalene constituent concentrations also exceeded the groundwater inhalation ROs for indoor air at residential sites. This intermediate well is screened from 35 to 45 feet below land surface (BLS), and is separated by over 20 vertical feet of silty clay from the overlying shallow groundwater monitored in the co-located shallow well UMW-121. Of the eight intermediate monitoring wells screened in the lower groundwater unit, UMW-302 is the only intermediate monitoring well location with a constituent concentration exceeding a Class I groundwater ingestion or inhalation RO.

The analytical results from sampling events completed during the two-year period between July 2020 and July 2022 are summarized in Table 4. Figures 4A through 4C graphically display the concentration of selected constituents exceeding their respective Class I or Class II ROs at monitoring well locations UMW-124 and UMW-302, respectively, over the course of their entire monitoring periods.

Table 4 and Figures 4A to 4C illustrate that the concentrations reported in samples remain generally consistent or show some decline over time, exhibiting normal variability that is induced by seasonal fluctuations of precipitation or temperature at the time of the sampling event.

Data Validation

ERM reviewed analytical data from the third quarter 2022 monitoring event for compliance with quality assurance/quality control (QA/QC) requirements and method-prescribed criteria for review of holding time and sample preservation, blank samples, spike samples, surrogate spikes, and duplicate samples.

Additional data review of calibration, internal standards, and recalculation was completed for 20 percent of the samples (6 samples: UMW-118-WG-20220719, UMW-124-WG-20220721, UMW-125-WG-20220720, UMW-302-WG-20220720, UMW-308-WG-20220721, and DUP-001-WG-20220721). A summary of the results of data validation is included with the laboratory analytical reports in Attachment 1.

The data validation memorandum also discussed matrix spike recoveries, surrogate recoveries, and internal standard recoveries. However, the validation process determined that these issues had no effect on data quality and no validation qualifiers were necessary. There were no numerical changes to the data as a result of the data validation.

All of the data, including qualified data, can be used for decision-making purposes. However, the limitations indicated by the following applied qualifiers should be considered when using the data. An 'UJ' qualifier indicates that the results in non-detected, estimated report limit.

CONCLUSIONS – 3rd Quarter Results

Based on the data collected during the third quarter 2022 monitoring event, on-site monitoring well UMW-124 was the only shallow monitoring well where a constituent concentration was detected that exceeded a Class II groundwater ingestion RO. Benzene was the only constituent reported in the sample from UMW-124 that exceeded a groundwater RO. No other Class II groundwater ROs for organic (BTEX and PAHs) or inorganic (total cyanide or RCRA metals) constituents were exceeded in samples collected from the other monitoring wells screened in the shallow groundwater unit.

The intermediate groundwater unit had detections in one monitoring well location; UMW-302, located south of the Site exceeding groundwater ROs. Benzene and naphthalene were detected in UMW-302 at concentrations exceeding the Class I groundwater ingestion ROs and benzene, ethylbenzene, and naphthalene exceeded the groundwater inhalation ROs for indoor air.

The next quarterly groundwater sampling event is scheduled to be completed in October 2022. Ameren plans to have the fourth quarter 2022 monitoring event be the final groundwater sampling event at the Site. Should you have any questions about the material presented in this summary letter, please contact us at your convenience.

Sincerely,



Jarred Schmidt
Senior Consultant, Project Management

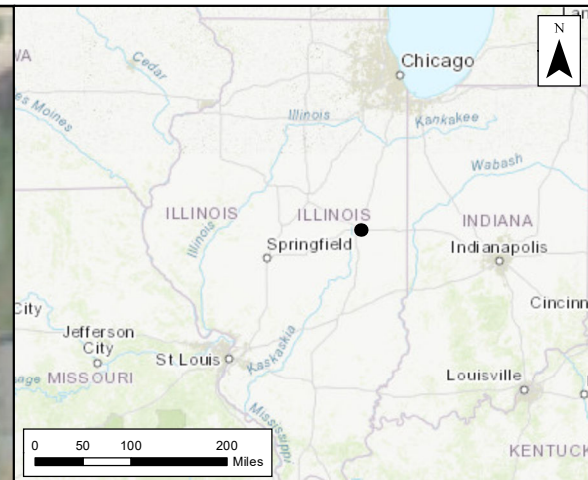
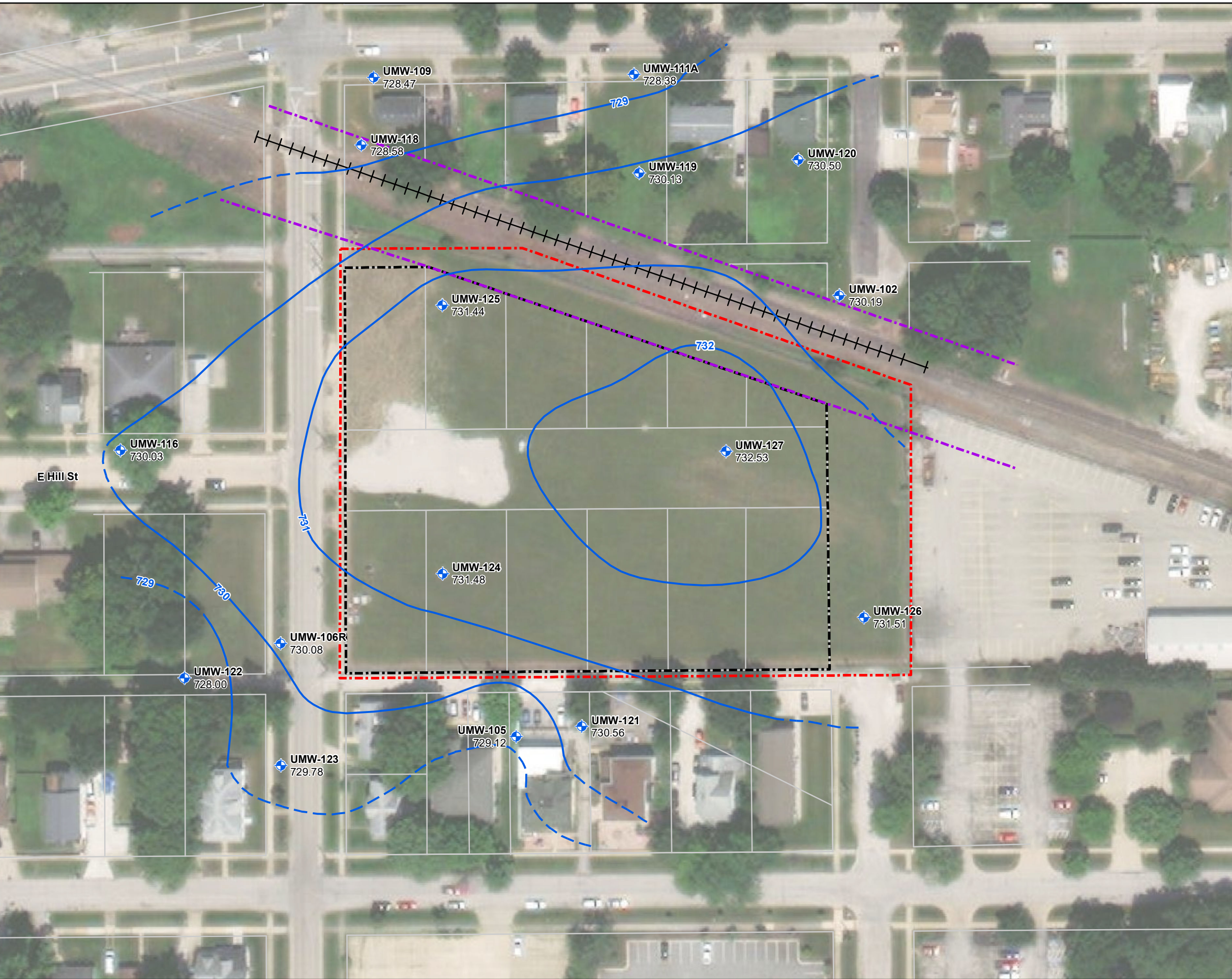


Alan Cork, P.E.
Partner, Engineer

Figures	Figure 1 Shallow Groundwater Elevation Contours Figure 2 Intermediate Groundwater Elevation Contours Figure 3 Class I and II Groundwater RO Exceedances Figures 4A-C Graphs of Concentration versus Time for Selected Monitoring Well
Tables	Table 1 Summary of Field Parameters Table 2 Groundwater Elevation Data Table 3 Summary of Analytical Results Table 4 Analytical Result by Parameter
Attachment	Attachment 1 Laboratory Analytical Report and Data Validation Summary

Figures

FILE: M:\US\Projects\A-C\Ameren\0466251_Ameren_Champaign\Maps\2022_03_GWM\Figure 1_03_2022 Shallow Groundwater Levels.mxd, REVISED: 10/10/2022, SCALE: 1:960 when printed at 11x17



- Legend**
- ◆ Shallow Monitoring Well with July 19 2022 Groundwater Elevation
 - July 19 2022 Potentiometric Surface Contour (Dashed Where Inferred)
 - +— Railroad
 - - - Ameren Property Boundary
 - - - 2009 Remediation Site Boundary
 - - - Norfolk Southern Railroad Property Boundary

Notes:
All water levels in feet above NAVD88 datum.

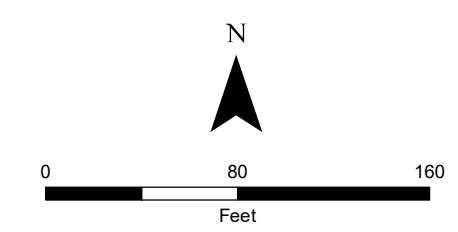
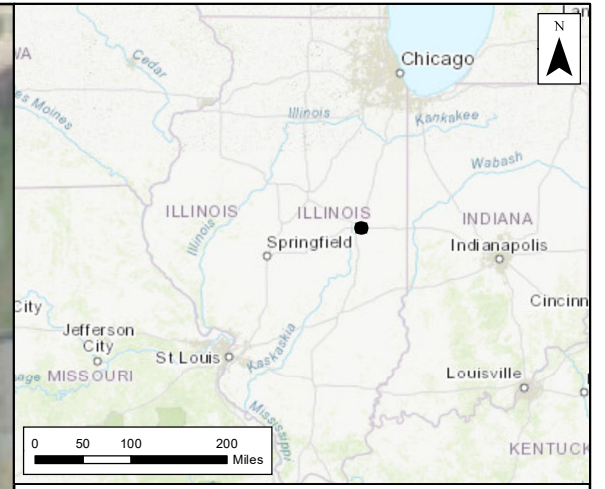
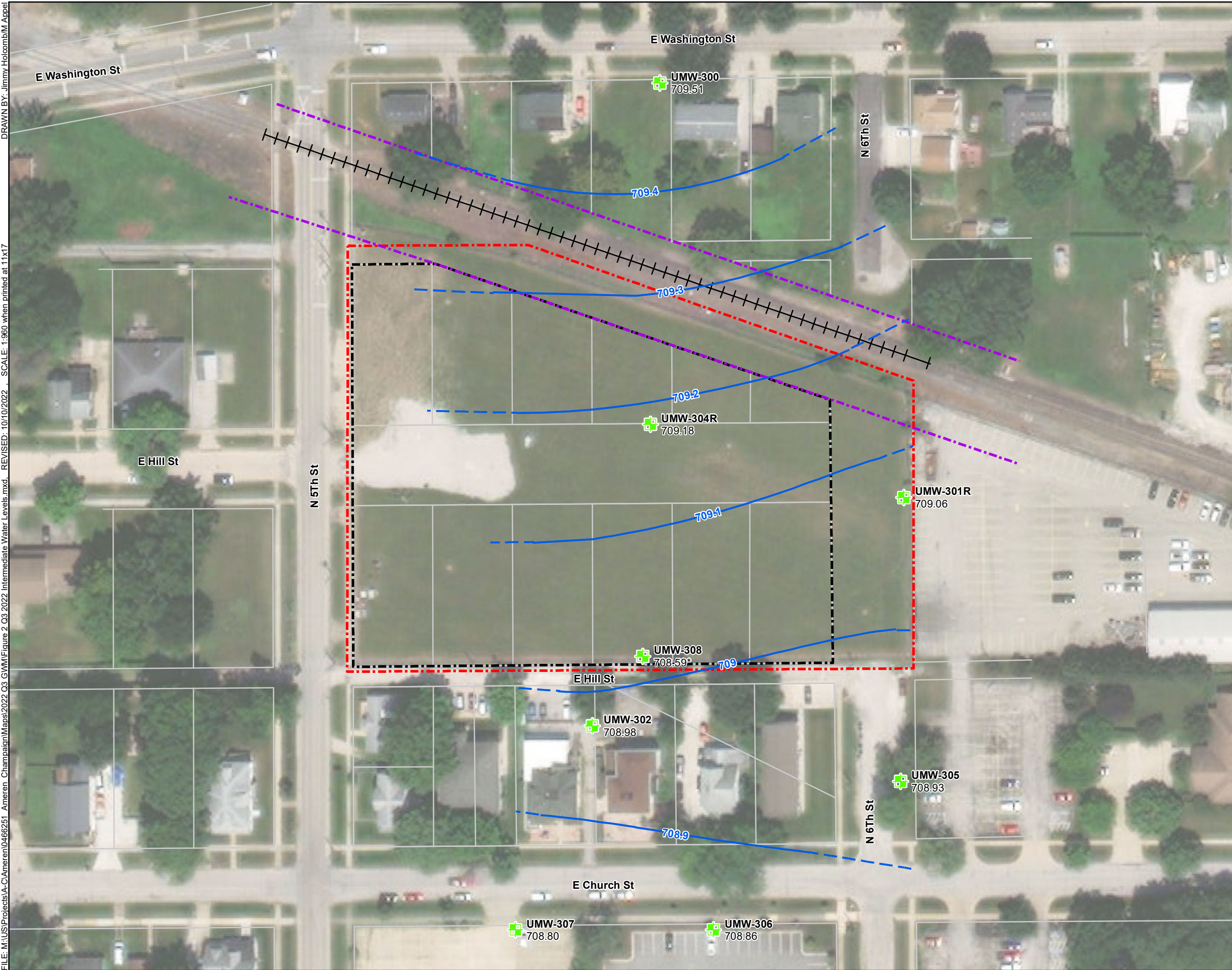


Figure 1
Shallow Groundwater
Elevation Contours
July 19 2022
Ameren Services
Champaign, Illinois



- Legend**
- Intermediate Monitoring Well with July 19 2022 Groundwater Elevation
 - July 19 2022 Potentiometric Surface Contour (Dashed Where Inferred)
 - Railroad
 - Ameren Property Boundary
 - 2009 Remediation Site Boundary
 - Norfolk Southern Railroad Property Boundary

Notes:
 All water levels in feet above NAVD88 datum.
 *UMW-308 was anomalous and omitted from contouring

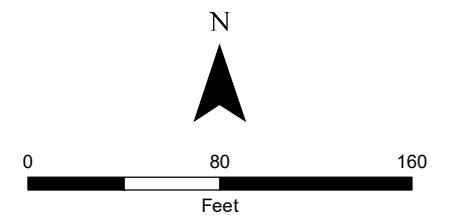
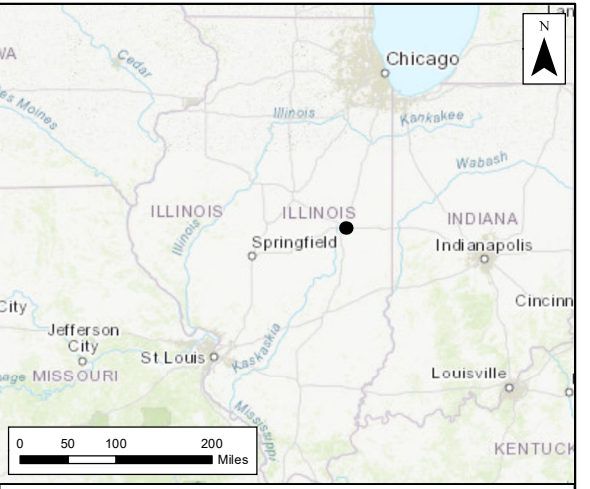
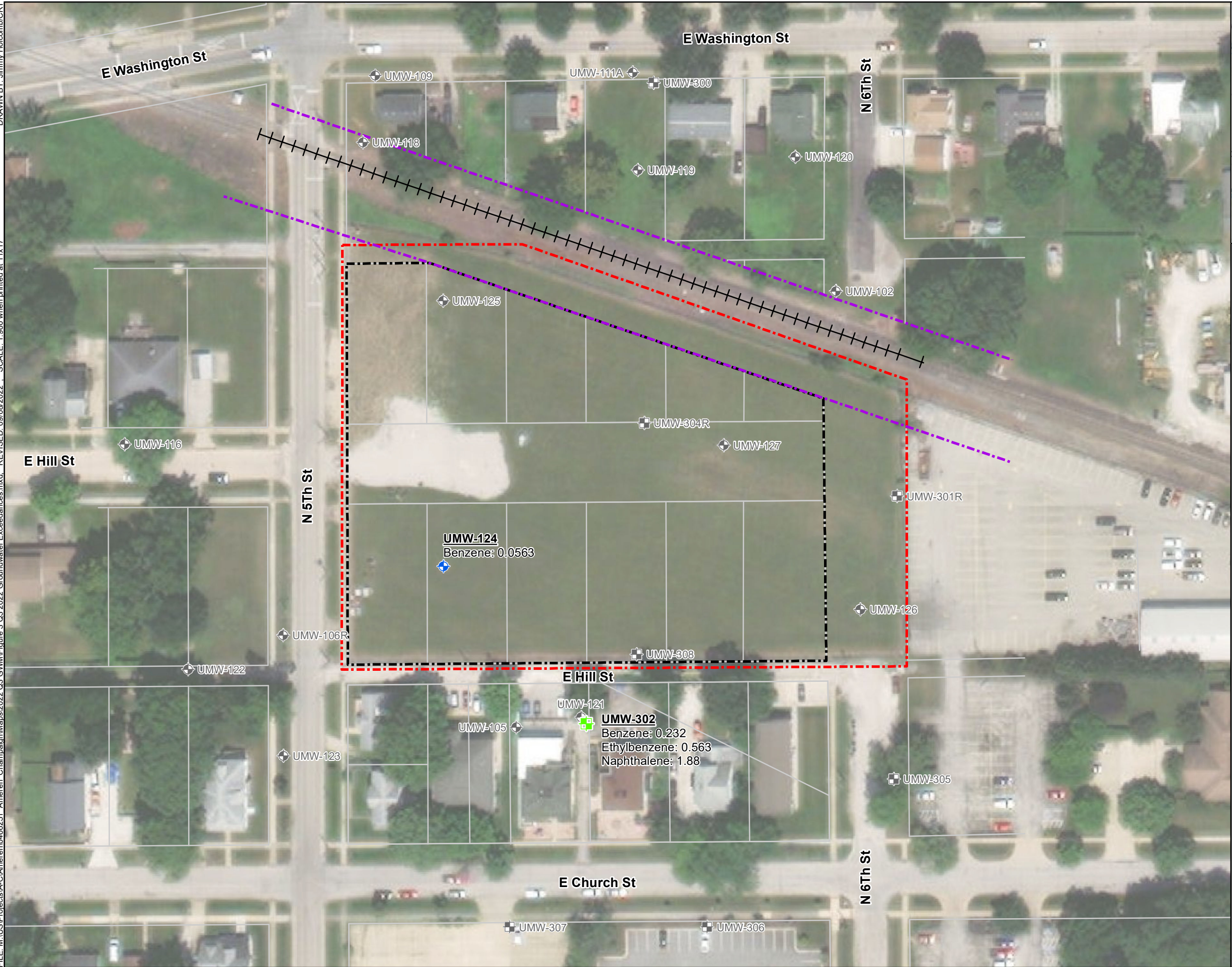


Figure 2
Intermediate Groundwater
Elevation Contours
 July 19 2022
 Ameren Services
 Champaign, Illinois
 Environmental Resources Management
 www.erm.com



- Legend**
- ◆ Shallow Monitoring Well with Exceedance
 - Intermediate Monitoring Well with Exceedance
 - Intermediate Monitoring Well with No Exceedances
 - Shallow Monitoring Well with No Exceedances
 - +— Railroad
 - Ameren Property Boundary
 - 2009 Remediation Site Boundary
 - Norfolk Southern Railroad Property Boundary
 - Parcel Lot Line

Notes:
All results in milligrams per liter (mg/L).

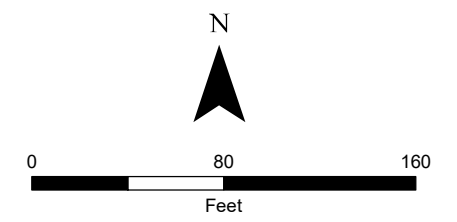


Figure 3
Groundwater Ingestion and Inhalation RO Exceedances
July 19 2022 to July 21 2022
Ameren Services
Champaign, Illinois

FIGURE 4A
Benzene and Naphthalene Concentration Trends in Wells Exceeding Groundwater ROs

UMW-124

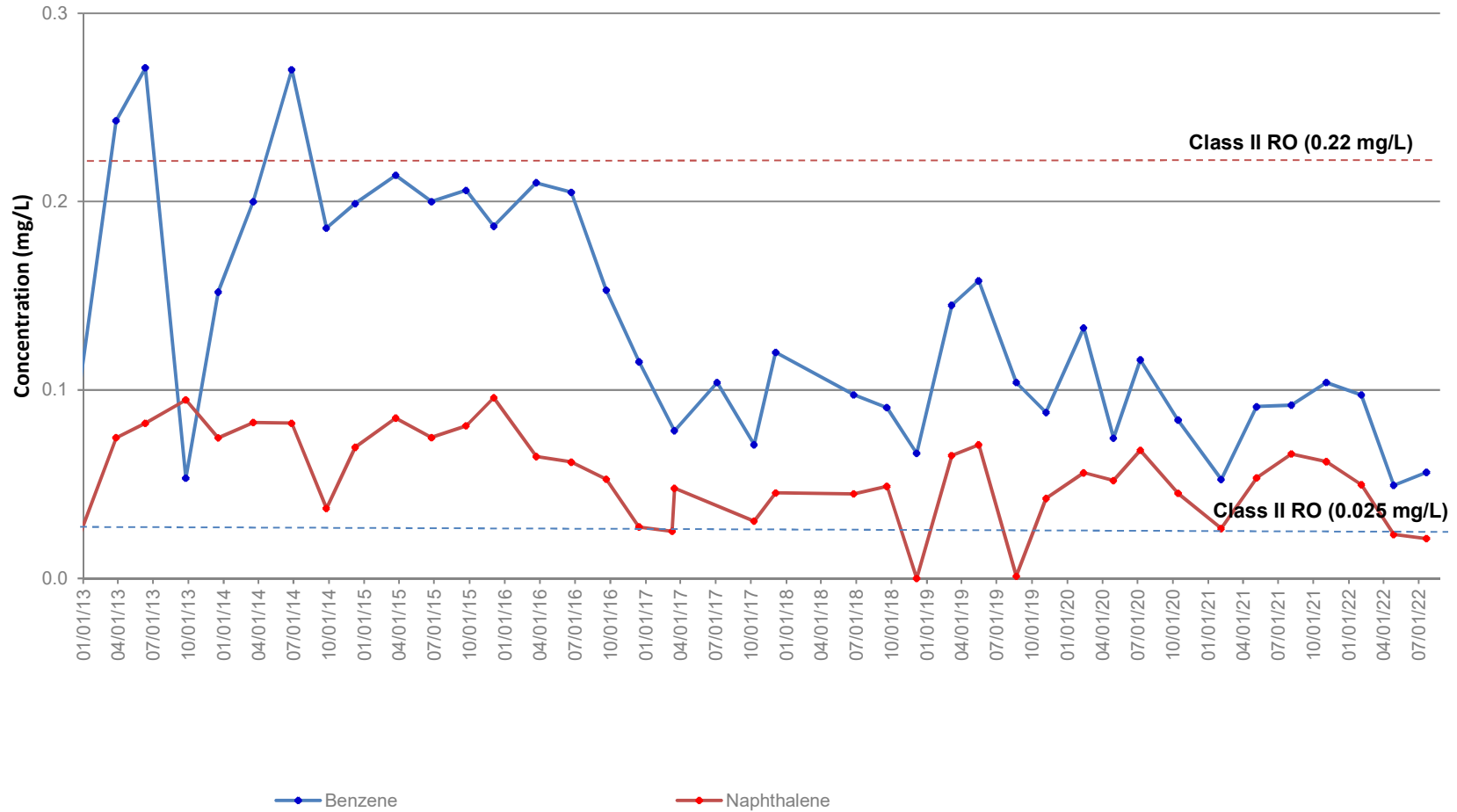


FIGURE 4A
Benzene and Naphthalene Concentration Trends in Wells Exceeding Groundwater ROs

UMW-126

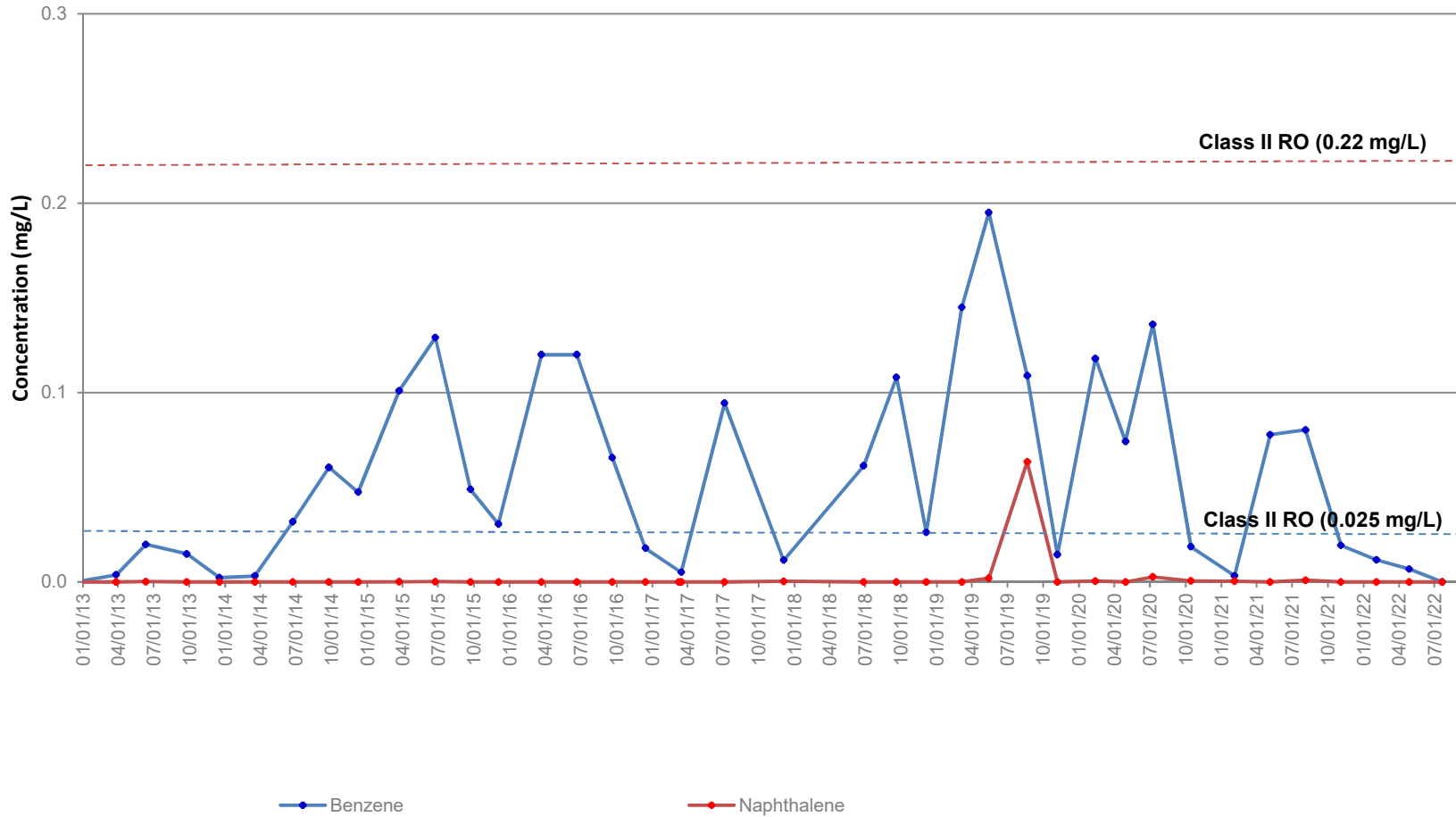
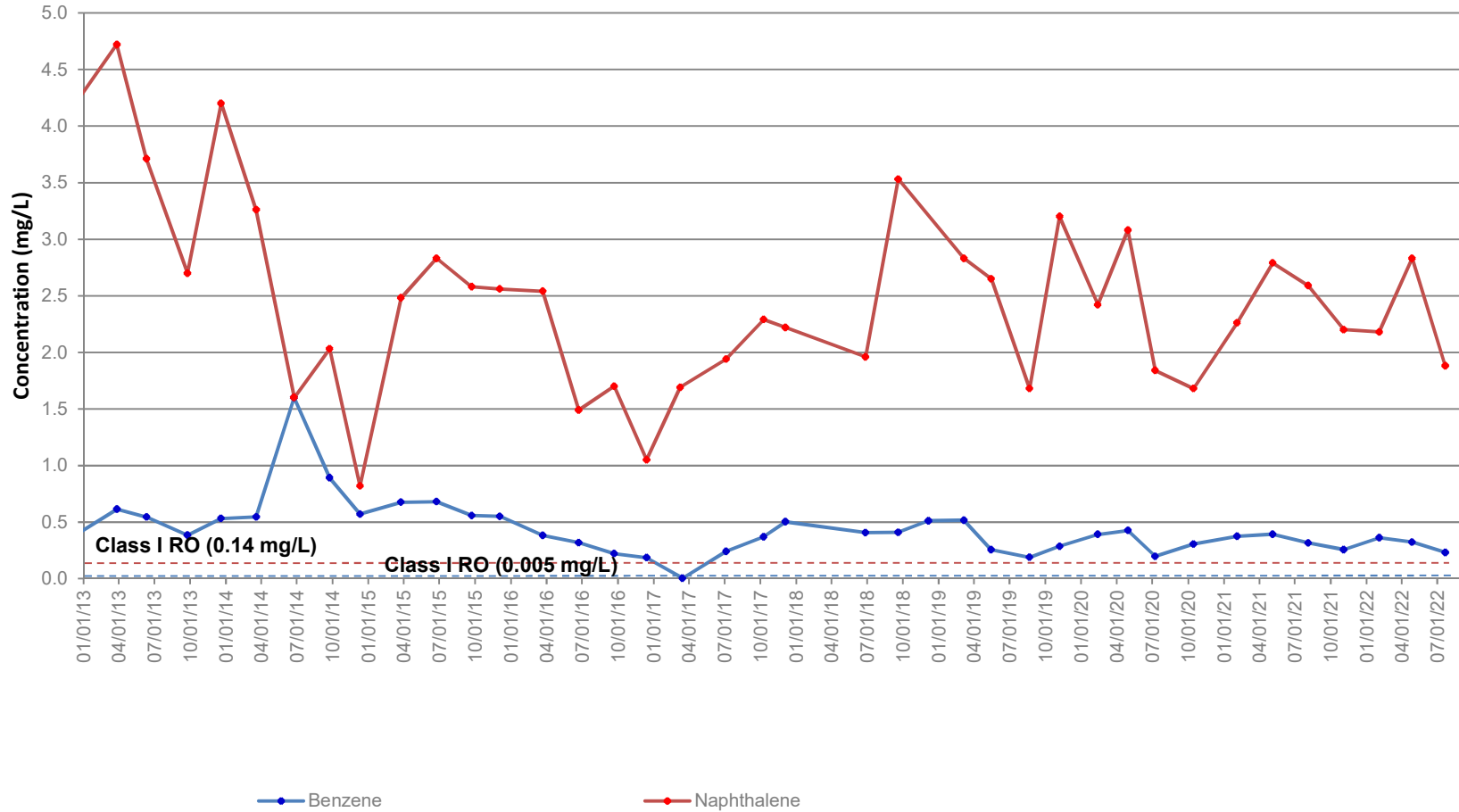


FIGURE 4A
Benzene and Naphthalene Concentration Trends in Wells Exceeding Groundwater ROs

UMW-302



Tables

TABLE 1
Summary of Field Parameters
July 2022
Ameren - Champaign FMGP Site
Champaign, Illinois

Location Group									
Location ID	UMW-102	UMW-105	UMW-106R	UMW-109	UMW-111A	UMW-116	UMW-118	UMW-119	UMW-120
Sample Date	07/19/2022	07/20/2022	07/20/2022	07/19/2022	07/19/2022	07/20/2022	07/19/2022	07/19/2022	07/19/2022
Sample Type	N	N	N	N	N	N	N	N	N
Parameter/Analyte									
Field Parameters									
pH	6.77	7.15	6.91	7.43	7.42	7.06	7.04	7.16	7.3
Temperature (deg C)	16.7	17.3	18	17.1	15.7	17	16.8	14.9	16.1
ORP (mV)	10.9	77.5	134.7	16.3	55.8	121.7	48.1	34.5	79.4
Dissolved Oxygen (mg/L)	0.3	1.39	5.97	1.63	2.26	1.69	0.46	0.63	1.57
Turbidity (NTU)	1.07	9.91	1.23	1.49	1.39	0.8	473	9.5	13.9

Notes:
 N = Normal Environmental Sample
 FD = Field Duplicate Sample
 NA = Not analyzed
 mg/L = milligrams per liter
 mV = millivolts
 pH units = pH units
 deg C = degrees Celsius
 NTU = nephelometric turbidity units

TABLE 1
Summary of Field Parameters
July 2022
Ameren - Champaign FMGP Site
Champaign, Illinois

Location Group									
Location ID	UMW-121	UMW-122	UMW-123	UMW-124	UMW-124	UMW-125	UMW-126	UMW-126	UMW-127
Sample Date	07/20/2022	07/20/2022	07/20/2022	07/21/2022	07/21/2022	07/20/2022	07/21/2022	07/21/2022	07/20/2022
Sample Type	N	N	N	N	FD	N	N	FD	N
Parameter/Analyte									
Field Parameters									
pH	NA	7	7.23	10.86	NA	9.45	7.37	NA	12
Temperature (deg C)	NA	16.3	18.1	16.7	NA	17.2	16.7	NA	18.8
ORP (mV)	NA	93.3	98.4	-187.6	NA	-6.9	-136.5	NA	-219.4
Dissolved Oxygen (mg/L)	NA	0.82	3.18	0.12	NA	0.08	0.25	NA	0.12
Turbidity (NTU)	NA	1.59	2.64	6.99	NA	3.98	4.82	NA	2.92

Notes:
 N = Normal Environmental Sample
 FD = Field Duplicate Sample
 NA = Not analyzed
 mg/L = milligrams per liter
 mV = millivolts
 pH units = pH units
 deg C = degrees Celsius
 NTU = nephelometric turbidity units

TABLE 1
Summary of Field Parameters
July 2022
Ameren - Champaign FMGP Site
Champaign, Illinois

Location Group									
Location ID	UMW-300	UMW-301R	UMW-302	UMW-302	UMW-304R	UMW-305	UMW-306	UMW-307	UMW-308
Sample Date	07/19/2022	07/20/2022	07/21/2022	07/21/2022	07/20/2022	07/20/2022	07/20/2022	07/20/2022	07/21/2022
Sample Type	N	N	N	FD	N	N	N	N	N
Parameter/Analyte									
Field Parameters									
pH	7.16	7.33	7.81	NA	7.39	7.39	7.69	7.5	7.27
Temperature (deg C)	15.9	16.1	14.8	NA	15.1	15.6	15.7	15.8	14.33
ORP (mV)	-52.6	-99.3	-151.2	NA	-101.4	-122.8	-135.7	-157	-113.8
Dissolved Oxygen (mg/L)	1.06	0.19	0.22	NA	0.21	0.18	0.16	0.18	0.16
Turbidity (NTU)	0.38	4.44	2.29	NA	7.4	4.26	2.17	3.81	34.1

Notes:
 N = Normal Environmental Sample
 FD = Field Duplicate Sample
 NA = Not analyzed
 mg/L = milligrams per liter
 mV = millivolts
 pH units = pH units
 deg C = degrees Celsius
 NTU = nephelometric turbidity units

TABLE 2
Groundwater Elevation Data
July 19, 2022
Ameren - Champaign FMGP Site
Champaign, Illinois

Monitoring Well Number	Total Depth (feet)	Monitored Interval (feet BLS)	Pump Intake Depth (+) (feet BLS)	Elevation (feet NAVD88)		Measured 07/19/2022		Purge Vol (Gallons)	Flow Rate (mL/min) ^o	Sample Date
				Top of Casing (TOC)	Land Surface (LS)	WL Below TOC (feet)	Elevation (feet NAVD88)			
UMW-102	22	6.70-22.00	17	737.32	737.70	7.13	730.19	3.25	280	07/19/2022
UMW-105	19.7	9.50-19.70	17	737.33	737.70	8.21	729.12	1.85	251	07/20/2022
UMW-106R	17	7.00-17.00	15	737.18	737.43	7.10	730.08	3.25	355	07/20/2022
UMW-109	20	10.00-20.00	18	735.11	735.50	6.64	728.47	2.25	200	07/19/2022
UMW-111A	22.8	9.00-22.80	17	736.71	737.00	8.33	728.38	3.5	307	07/19/2022
UMW-116	20	10.00-20.00	18	736.23	736.50	6.20	730.03	2.75	367	07/20/2022
UMW-118	15	5.00-15.00	13	736.2	736.43	7.62	728.58	3	350	07/19/2022
UMW-119	15	5.00-15.00	13	736.8	737.09	6.67	730.13	2.5	500	07/19/2022
UMW-120	15	5.00-15.00	13	737.02	737.53	6.52	730.50	3	400	07/19/2022
UMW-121	15	5.00-15.00	13	738.46	738.80	7.90	730.56	1.35	300	07/20/2022
UMW-122	19.75	5.00-15.00	13	739.15	739.44	11.15	728.00	1.75	300	07/20/2022
UMW-123	15.89	5.89-15.89	13.9	737.24	737.53	7.46	729.78	1.5	400	07/20/2022
UMW-124 *	15.27	4.97-15.02	13.3	737.1	737.28	5.62	731.48	2.5	325	07/21/2022
UMW-125 *	15.33	5.06-15.11	13.1	737.92	738.05	6.48	731.44	2	314.3	07/20/2022
UMW-126 *	15.4	5.13-15.18	13.4	736.38	736.55	4.87	731.51	2.5	400	07/21/2022
UMW-127 *	15.38	5.11-15.16	13.4	735.93	736.14	3.40	732.53	2	271.4	07/20/2022
UMW-300	45	35.00-45.00	43	736.57	736.79	27.06	709.51	4.25	416.7	07/19/2022
UMW-301R *	46.65	36.50-46.05	44	736.11	736.20	27.05	709.06	2.5	400	07/20/2022
UMW-302	45	35.00-45.00	44	738.58	738.88	29.60	708.98	2.5	425	07/21/2022
UMW-304R *	46.16	36.01-45.56	44	736.48	736.72	27.30	709.18	3.25	385	07/20/2022
UMW-305	45	35.00-45.00	43	737.51	737.74	28.58	708.93	2.75	400	07/20/2022
UMW-306	47	37.00-47.00	45	736.9	737.18	28.04	708.86	3.25	390	07/20/2022
UMW-307	47	37.00-47.00	44	736.92	737.19	28.12	708.80	3.5	381.3	07/20/2022
UMW-308 *	45.29	35.14-44.69	42.7	737.21	737.39	28.62	708.59	3	390	07/21/2022

Notes:

- * Onsite monitoring well location
- R Replacement monitoring well
- BLS Below land surface.
- NAVD88 North American Vertical Datum of 1988
- + Depth of the inlet of the pump
- o Flow rate at the time of sampling

TABLE 3
Summary of Analytical Results
July 2022
Ameren - Champaign FMGP Site
Champaign, Illinois

Location Group				Shallow Wells (Class II Groundwater Ingestion)											
Location ID				UMW-102	UMW-105	UMW-106R	UMW-109	UMW-111A	UMW-116	UMW-118	UMW-119	UMW-120	UMW-121	UMW-122	UMW-123
Sample Date				07/19/2022	07/20/2022	07/20/2022	07/19/2022	07/19/2022	07/20/2022	07/19/2022	07/19/2022	07/20/2022	07/20/2022	07/20/2022	07/20/2022
Sample Type				N	N	N	N	N	N	N	N	N	N	N	N
Parameter/Analyte	CLASS I GROUNDWATER INGESTION	CLASS II GROUNDWATER INGESTION	GW INHALATION DIFFUSION & ADVECTION RES												
BTEX, mg/L															
Benzene	0.005	0.025	0.11	< 0.0005	< 0.0005	< 0.0005	< 0.0005	< 0.0005	< 0.0005	< 0.0005	< 0.0005	< 0.0005	< 0.0005	< 0.0005	< 0.0005
Ethylbenzene	0.7	1	0.37	< 0.0020	< 0.0020	< 0.0020	< 0.0020	< 0.0020	< 0.0020	< 0.0020	< 0.0020	< 0.0020	< 0.0020	< 0.0020	< 0.0020
Toluene	1	2.5	530	< 0.0020	< 0.0020	< 0.0020	< 0.0020	< 0.0020	< 0.0020	< 0.0020	< 0.0020	< 0.0020	< 0.0020	< 0.0020	< 0.0020
Xylene, Total	10	10	30	< 0.0040	< 0.0040	< 0.0040	< 0.0040	< 0.0040	< 0.0040	< 0.0040	< 0.0040	< 0.0040	< 0.0040	< 0.0040	< 0.0040
PAH, mg/L															
Acenaphthene	0.42	2.1	NS	< 0.000100	< 0.000100	< 0.000100	< 0.000100	< 0.000100	< 0.000100	< 0.000100	< 0.000100	< 0.000100	< 0.000100	< 0.000100	< 0.000100
Acenaphthylene	0.42	2.1	NS	< 0.000100	< 0.000100	< 0.000100	< 0.000100	< 0.000100	< 0.000100	0.000333	< 0.000100	< 0.000100	< 0.000100	< 0.000100	< 0.000100
Anthracene	2.1	10.5	NS	< 0.000300	< 0.000300	< 0.000300	< 0.000300	< 0.000300	< 0.000300	< 0.000300	< 0.000300	< 0.000300	< 0.000300	< 0.000300	< 0.000300
Benzo(a)anthracene	0.00013	0.00065	NS	< 0.000100	< 0.000100	< 0.000100	< 0.000100	< 0.000100	< 0.000100	0.000271	< 0.000100	< 0.000100	< 0.000100	< 0.000100	< 0.000100
Benzo(a)pyrene	0.0002	0.002	NS	< 0.000200	< 0.000200	< 0.000200	< 0.000200	< 0.000200	< 0.000200	0.000650	< 0.000200	< 0.000200	< 0.000200	< 0.000200	< 0.000200
Benzo(b)fluoranthene	0.00018	0.0009	NS	< 0.000100	< 0.000100	< 0.000100	< 0.000100	< 0.000100	< 0.000100	0.000748	< 0.000100	< 0.000100	< 0.000100	< 0.000100	< 0.000100
Benzo(g,h,i)perylene	0.21	1.05	NS	< 0.000200	< 0.000200	< 0.000200	< 0.000200	< 0.000200	< 0.000200	0.000320	< 0.000200	< 0.000200	< 0.000200	< 0.000200	< 0.000200
Benzo(k)fluoranthene	0.00017	0.00085	NS	< 0.000100	< 0.000100	< 0.000100	< 0.000100	< 0.000100	< 0.000100	0.000222	< 0.000100	< 0.000100	< 0.000100	< 0.000100	< 0.000100
Chrysene	0.0015	0.0075	NS	< 0.000100	< 0.000100	< 0.000100	< 0.000100	< 0.000100	< 0.000100	0.000300	< 0.000100	< 0.000100	< 0.000100	< 0.000100	< 0.000100
Dibenzo(a,h)anthracene	0.0003	0.0015	NS	< 0.000200	< 0.000200	< 0.000200	< 0.000200	< 0.000200	< 0.000200	0.000200	< 0.000200	< 0.000200	< 0.000200	< 0.000200	< 0.000200
Fluoranthene	0.28	1.4	NS	< 0.000300	< 0.000300	< 0.000300	< 0.000300	< 0.000300	< 0.000300	0.000493	< 0.000300	< 0.000300	< 0.000300	< 0.000300	< 0.000300
Fluorene	0.28	1.4	NS	< 0.000200	< 0.000200	< 0.000200	< 0.000200	< 0.000200	< 0.000200	0.000200	< 0.000200	< 0.000200	< 0.000200	< 0.000200	< 0.000200
Indeno(1,2,3-cd)pyrene	0.00043	0.00215	NS	< 0.000200	< 0.000200	< 0.000200	< 0.000200	< 0.000200	< 0.000200	0.000314	< 0.000200	< 0.000200	< 0.000200	< 0.000200	< 0.000200
Naphthalene	0.14	0.22	0.075	< 0.000400	< 0.000400	< 0.000400	< 0.000400	< 0.000400	< 0.000400	< 0.000400	< 0.000400	< 0.000400	< 0.000400	< 0.000400	< 0.000400
Phenanthrene	0.21	1.05	NS	< 0.000600	< 0.000600	< 0.000600	< 0.000600	< 0.000600	< 0.000600	< 0.000600	< 0.000600	< 0.000600	< 0.000600	< 0.000600	< 0.000600
Pyrene	0.21	1.05	NS	< 0.000200	< 0.000200	< 0.000200	< 0.000200	< 0.000200	< 0.000200	0.00262	< 0.000200	< 0.000200	< 0.000200	< 0.000200	< 0.000200
General Chemistry, mg/L															
Total Cyanide	0.2	0.6	NS	< 0.005	0.046	0.021	0.020	< 0.005	< 0.005	0.034	0.033	< 0.005	0.070	0.010	< 0.005
Metals, mg/L															
Arsenic	0.05	0.2	NS	< 0.0250	< 0.0250	< 0.0250	< 0.0250	< 0.0250	< 0.0250	0.0317	< 0.0250	< 0.0250	< 0.0250	< 0.0250	< 0.0250
Barium	2	2	NS	0.0554	0.0407	0.0911	0.0920	0.0517	0.0695	0.232	0.0848	0.0427	0.0928	0.0340	0.0274
Cadmium	0.005	0.05	NS	< 0.0020	< 0.0020	< 0.0020	< 0.0020	< 0.0020	< 0.0020	< 0.0020	< 0.0020	< 0.0020	< 0.0020	< 0.0020	< 0.0020
Chromium	0.1	1	NS	< 0.0050	< 0.0050	< 0.0050	0.0106	< 0.0050	< 0.0050	0.0526	< 0.0050	< 0.0050	< 0.0050	< 0.0050	< 0.0050
Lead	0.0075	0.1	NS	< 0.0075	< 0.0075	< 0.0075	< 0.0075	< 0.0075	< 0.0075	0.0325	< 0.0075	< 0.0075	< 0.0075	< 0.0075	< 0.0075
Mercury	0.002	0.01	0.053	< 0.00020	< 0.00020	< 0.00020	< 0.00020	< 0.00020	< 0.00020	< 0.00020	< 0.00020	< 0.00020	< 0.00020	< 0.00020	< 0.00020
Selenium	0.05	0.05	NS	< 0.0400	< 0.0400	< 0.0400	< 0.0400	< 0.0400	< 0.0400	< 0.0400	< 0.0400	< 0.0400	< 0.0400	< 0.0400	< 0.0400
Silver	0.05	NS	NS	< 0.0070	< 0.0070	< 0.0070	< 0.0070	< 0.0070	< 0.0070	< 0.0070	< 0.0070	< 0.0070	< 0.0070	< 0.0070	< 0.0070

Notes:
Blue highlight = Exceeds RO for Class I Groundwater Ingestion
Green highlight = Exceeds RO for Class II Groundwater Ingestion
bold = Exceeds RO for Groundwater Inhalation - Diffusion and Advection for Residential
< = Compound not detected at concentrations above the laboratory reporting detection limit.
The laboratory reporting detection limit is shown.
N = Normal Environmental Sample
FD = Field Duplicate Sample
EB = Equipment Blank Sample
TB = Trip Blank Sample
NS = No Standard
mg/L = milligrams per liter
Qualifiers:
B = Reported value is < CRDL, but >= IDL.
BU = Compound was found in the blank and sample; analyte was analyzed but not detected.
H = Holding times exceeded
U = Nondetected
UJ = Non-detect, estimated report limit
J- = Detected Results are estimated with a low bias
R = RPD outside accepted recovery limits
All analyses performed by TekLab.
CLASS I GROUNDWATER INGESTION = IEPA TACO Tier 1 CLASS I Groundwater Ingestion
CLASS II GROUNDWATER INGESTION = IEPA TACO Tier 1 CLASS II Groundwater Ingestion
GW INHALATION DIFFUSION & ADVECTION RES = IEPA TACO Tier 1 Groundwater Inhalation
Diffusion & Advection at Residential Sites.
Non-TACO Class I and Class II Groundwater Objectives applied for Acenaphthylene,
Benzo(g,h,i)perylene, and Phenanthrene. (Revision Date 3/31/2016)

TABLE 3
Summary of Analytical Results
July 2022
Ameren - Champaign FMGP Site
Champaign, Illinois

Location Group				Shallow Wells (Class II Groundwater Ingestion)						Intermediate Wells (Class I Groundwater Ingestion)					
Location ID				UMW-124	UMW-124	UMW-125	UMW-126	UMW-126	UMW-127	UMW-300	UMW-301R	UMW-302	UMW-302	UMW-304R	UMW-305
Sample Date				07/21/2022	07/21/2022	07/20/2022	07/21/2022	07/21/2022	07/20/2022	07/19/2022	07/20/2022	07/21/2022	07/21/2022	07/20/2022	07/20/2022
Sample Type				N	FD	N	N	FD	N	N	N	FD	N	N	
Parameter/Analyte	CLASS I GROUNDWATER INGESTION	CLASS II GROUNDWATER INGESTION	GW INHALATION DIFFUSION & ADVECTION RES												
BTEX, mg/L															
Benzene	0.005	0.025	0.11	0.0563	0.0523	0.0119	< 0.0005	< 0.0005	0.0020	< 0.0005	< 0.0005	0.232	0.237	< 0.0005	< 0.0005
Ethylbenzene	0.7	1	0.37	0.064	0.061	< 0.0020	< 0.0020	< 0.0020	< 0.0020	< 0.0020	< 0.0020	0.563	0.594	< 0.0020	< 0.0020
Toluene	1	2.5	530	0.0351	0.0347	< 0.0020	< 0.0020	< 0.0020	< 0.0020	< 0.0020	< 0.0020	< 0.0200	< 0.0200	< 0.0020	< 0.0020
Xylene, Total	10	10	30	0.0187	0.0185	< 0.0040	< 0.0040	< 0.0040	< 0.0040	< 0.0040	< 0.0040	0.164	0.175	< 0.0040	< 0.0040
PAH, mg/L															
Acenaphthene	0.42	2.1	NS	0.000377	0.000367	< 0.000100	< 0.000100	< 0.000100	< 0.000100 UJ	< 0.000100	0.00272	0.000718	0.000600	0.000190	< 0.000100
Acenaphthylene	0.42	2.1	NS	0.000144	0.000151	< 0.000100	< 0.000100	< 0.000100	< 0.000100 UJ	< 0.000100	0.00243	0.000436	0.000378	0.000373	< 0.000100
Anthracene	2.1	10.5	NS	< 0.000300	< 0.000300	< 0.000300	< 0.000300	< 0.000300	< 0.000300 UJ	< 0.000300	< 0.000300	< 0.000300	< 0.000300	< 0.000300	< 0.000300
Benzo(a)anthracene	0.00013	0.00065	NS	< 0.000100	< 0.000100	< 0.000100	< 0.000100	< 0.000100	< 0.000100 UJ	< 0.000100	< 0.000100	< 0.000100	< 0.000100	< 0.000100	< 0.000100
Benzo(a)pyrene	0.0002	0.002	NS	< 0.000200	< 0.000200	< 0.000200	< 0.000200	< 0.000200	< 0.000200 UJ	< 0.000200	< 0.000200	< 0.000200	< 0.000200	< 0.000200	< 0.000200
Benzo(b)fluoranthene	0.00018	0.0009	NS	< 0.000100	< 0.000100	< 0.000100	< 0.000100	< 0.000100	< 0.000100 UJ	< 0.000100	< 0.000100	< 0.000100	< 0.000100	< 0.000100	< 0.000100
Benzo(g,h,i)perylene	0.21	1.05	NS	< 0.000200	< 0.000200	< 0.000200	< 0.000200	< 0.000200	< 0.000200 UJ	< 0.000200	< 0.000200	< 0.000200	< 0.000200	< 0.000200	< 0.000200
Benzo(k)fluoranthene	0.00017	0.00085	NS	< 0.000100	< 0.000100	< 0.000100	< 0.000100	< 0.000100	< 0.000100 UJ	< 0.000100	< 0.000100	< 0.000100	< 0.000100	< 0.000100	< 0.000100
Chrysene	0.0015	0.0075	NS	< 0.000100	< 0.000100	< 0.000100	< 0.000100	< 0.000100	< 0.000100 UJ	< 0.000100	< 0.000100	< 0.000100	< 0.000100	< 0.000100	< 0.000100
Dibenzo(a,h)anthracene	0.0003	0.0015	NS	< 0.000200	< 0.000200	< 0.000200	< 0.000200	< 0.000200	< 0.000200 UJ	< 0.000200	< 0.000200	< 0.000200	< 0.000200	< 0.000200	< 0.000200
Fluoranthene	0.28	1.4	NS	< 0.000300	< 0.000300	< 0.000300	< 0.000300	< 0.000300	< 0.000300 UJ	< 0.000300	< 0.000300	< 0.000300	< 0.000300	< 0.000300	< 0.000300
Fluorene	0.28	1.4	NS	< 0.000200	< 0.000200	< 0.000200	< 0.000200	< 0.000200	< 0.000200 UJ	< 0.000200	< 0.000200	< 0.000200	< 0.000200	< 0.000200	< 0.000200
Indeno(1,2,3-cd)pyrene	0.00043	0.00215	NS	< 0.000200	< 0.000200	< 0.000200	< 0.000200	< 0.000200	< 0.000200 UJ	< 0.000200	< 0.000200	< 0.000200	< 0.000200	< 0.000200	< 0.000200
Naphthalene	0.14	0.22	0.075	0.0212	0.0216	0.000777	< 0.000400	< 0.000400	< 0.000400 UJ	< 0.000400	< 0.000400	1.88	1.13	< 0.000400	< 0.000400
Phenanthrene	0.21	1.05	NS	< 0.000600	< 0.000600	< 0.000600	< 0.000600	< 0.000600	< 0.000600 UJ	< 0.000600	< 0.000600	< 0.000600	< 0.000600	< 0.000600	< 0.000600
Pyrene	0.21	1.05	NS	< 0.000200	< 0.000200	< 0.000200	< 0.000200	< 0.000200	< 0.000200 UJ	< 0.000200	< 0.000200	< 0.000200	< 0.000200	< 0.000200	< 0.000200
General Chemistry, mg/L															
Total Cyanide	0.2	0.6	NS	0.006	< 0.005	0.031	< 0.005	< 0.005	< 0.005	< 0.005	< 0.005	0.117	0.094	< 0.005	0.008
Metals, mg/L															
Arsenic	0.05	0.2	NS	< 0.0250	< 0.0250	< 0.0250	< 0.0250	< 0.0250	< 0.0250	< 0.0250	< 0.0250	< 0.0250	< 0.0250	< 0.0250	< 0.0250
Barium	2	2	NS	0.0340	0.0342	0.0216	0.0233	0.0238	0.121	0.0950	0.0723	0.0596	0.0558	0.0780	0.101
Cadmium	0.005	0.05	NS	< 0.0020	< 0.0020	< 0.0020	< 0.0020	< 0.0020	< 0.0020	< 0.0020	< 0.0020	< 0.0020	< 0.0020	< 0.0020	< 0.0020
Chromium	0.1	1	NS	< 0.0050	< 0.0050	< 0.0050	< 0.0050	< 0.0050	< 0.0050	< 0.0050	< 0.0050	< 0.0050	< 0.0050	< 0.0050	< 0.0050
Lead	0.0075	0.1	NS	< 0.0075	< 0.0075	< 0.0075	< 0.0075	< 0.0075	< 0.0075	< 0.0075	< 0.0075	< 0.0075	< 0.0075	< 0.0075	< 0.0075
Mercury	0.002	0.01	0.053	< 0.00020	< 0.00020	< 0.00020	< 0.00020	< 0.00020	< 0.00020 UJ	< 0.00020	< 0.00020	< 0.00020	< 0.00020	< 0.00020	< 0.00020
Selenium	0.05	0.05	NS	< 0.0400	< 0.0400	< 0.0400	< 0.0400	< 0.0400	< 0.0400	< 0.0400	< 0.0400	< 0.0400	< 0.0400	< 0.0400	< 0.0400
Silver	0.05	NS	NS	< 0.0070	< 0.0070	< 0.0070	< 0.0070	< 0.0070	< 0.0070	< 0.0070	< 0.0070	< 0.0070	< 0.0070	< 0.0070	< 0.0070

Notes:
Blue highlight = Exceeds RO for Class I Groundwater Ingestion
Green highlight = Exceeds RO for Class II Groundwater Ingestion
Bold = Exceeds RO for Groundwater Inhalation - Diffusion and Advection for Residential
< = Compound not detected at concentrations above the laboratory reporting detection limit.
The laboratory reporting detection limit is shown.
N = Normal Environmental Sample
FD = Field Duplicate Sample
EB = Equipment Blank Sample
TB = Trip Blank Sample
NS = No Standard
mg/L = milligrams per liter
Qualifiers:
B = Reported value is < CRDL, but >= IDL.
BU = Compound was found in the blank and sample; analyte was analyzed but not detected.
H = Holding times exceeded
U = Nondetected
UJ = Non-detect, estimated report limit
J- = Detected Results are estimated with a low bias
R = RPD outside accepted recovery limits
All analyses performed by TekLab.
CLASS I GROUNDWATER INGESTION = IEPA TACO Tier 1 CLASS I Groundwater Ingestion
CLASS II GROUNDWATER INGESTION = IEPA TACO Tier 1 CLASS II Groundwater Ingestion
GW INHALATION DIFFUSION & ADVECTION RES = IEPA TACO Tier 1 Groundwater Inhalation
Diffusion & Advection at Residential Sites.
Non-TACO Class I and Class II Groundwater Objectives applied for Acenaphthylene,
Benzo(g,h,i)perylene, and Phenanthrene. (Revision Date 3/31/2016)

TABLE 3
Summary of Analytical Results
July 2022
Ameren - Champaign FMGP Site
Champaign, Illinois

Location Group				Intermediate Wells (Class I Groundwater Ingestion)			Field Quality Control		
Location ID				UMW-306	UMW-307	UMW-308	Equipment Blank	Equipment Blank	Trip Blank
Sample Date				07/20/2022	07/20/2022	07/21/2022	07/19/2022	07/21/2022	07/21/2022
Sample Type				N	N	N	EB	EB	TB
Parameter/Analyte	CLASS I GROUNDWATER INGESTION	CLASS II GROUNDWATER INGESTION	GW INHALATION DIFFUSION & ADVECTION RES						
BTEX, mg/L									
Benzene	0.005	0.025	0.11	< 0.0005	< 0.0005	< 0.0005	< 0.0005	< 0.0005	< 0.0005
Ethylbenzene	0.7	1	0.37	< 0.0020	< 0.0020	< 0.0020	< 0.0020	< 0.0020	< 0.0020
Toluene	1	2.5	530	< 0.0020	< 0.0020	< 0.0020	< 0.0020	< 0.0020	< 0.0020
Xylene, Total	10	10	30	< 0.0040	< 0.0040	< 0.0040	< 0.0040	< 0.0040	< 0.0040
PAH, mg/L									
Acenaphthene	0.42	2.1	NS	< 0.000100	< 0.000100	< 0.000100	< 0.000100	< 0.000132	NA
Acenaphthylene	0.42	2.1	NS	< 0.000100	< 0.000100	< 0.000100	< 0.000100	< 0.000132	NA
Anthracene	2.1	10.5	NS	< 0.000300	< 0.000300	< 0.000300	< 0.000300	< 0.000395	NA
Benzo(a)anthracene	0.00013	0.00065	NS	< 0.000100	< 0.000100	< 0.000100	< 0.000100	< 0.000132	NA
Benzo(a)pyrene	0.0002	0.002	NS	< 0.000200	< 0.000200	< 0.000200	< 0.000200	< 0.000263	NA
Benzo(b)fluoranthene	0.00018	0.0009	NS	< 0.000100	< 0.000100	< 0.000100	< 0.000100	< 0.000132	NA
Benzo(g,h,i)perylene	0.21	1.05	NS	< 0.000200	< 0.000200	< 0.000200	< 0.000200	< 0.000263	NA
Benzo(k)fluoranthene	0.00017	0.00085	NS	< 0.000100	< 0.000100	< 0.000100	< 0.000100	< 0.000132	NA
Chrysene	0.0015	0.0075	NS	< 0.000100	< 0.000100	< 0.000100	< 0.000100	< 0.000132	NA
Dibenzo(a,h)anthracene	0.0003	0.0015	NS	< 0.000200	< 0.000200	< 0.000200	< 0.000200	< 0.000263	NA
Fluoranthene	0.28	1.4	NS	< 0.000300	< 0.000300	< 0.000300	< 0.000300	< 0.000395	NA
Fluorene	0.28	1.4	NS	< 0.000200	< 0.000200	< 0.000200	< 0.000200	< 0.000263	NA
Indeno(1,2,3-cd)pyrene	0.00043	0.00215	NS	< 0.000200	< 0.000200	< 0.000200	< 0.000200	< 0.000263	NA
Naphthalene	0.14	0.22	0.075	< 0.000400	< 0.000400	0.00251	< 0.000400	< 0.000526	NA
Phenanthrene	0.21	1.05	NS	< 0.000600	< 0.000600	< 0.000600	< 0.000600	< 0.000789	NA
Pyrene	0.21	1.05	NS	< 0.000200	< 0.000200	< 0.000200	< 0.000200	< 0.000263	NA
General Chemistry, mg/L									
Total Cyanide	0.2	0.6	NS	0.013	0.031	0.016	< 0.005	< 0.005	NA
Metals, mg/L									
Arsenic	0.05	0.2	NS	< 0.0250	< 0.0250	< 0.0250	< 0.0250	< 0.0250	NA
Barium	2	2	NS	0.110	0.111	0.118	< 0.0025	< 0.0025	NA
Cadmium	0.005	0.05	NS	< 0.0020	< 0.0020	< 0.0020	< 0.0020	< 0.0020	NA
Chromium	0.1	1	NS	< 0.0050	< 0.0050	< 0.0050	< 0.0050	< 0.0050	NA
Lead	0.0075	0.1	NS	< 0.0075	< 0.0075	< 0.0075	< 0.0075	< 0.0075	NA
Mercury	0.002	0.01	0.053	< 0.00020	< 0.00020	< 0.00020	< 0.00020	< 0.00020	NA
Selenium	0.05	0.05	NS	< 0.0400	< 0.0400	< 0.0400	< 0.0400	< 0.0400	NA
Silver	0.05	NS	NS	< 0.0070	< 0.0070	< 0.0070	< 0.0070	< 0.0070	NA

Notes:
Blue highlight = Exceeds RO for Class I Groundwater Ingestion
Green highlight = Exceeds RO for Class II Groundwater Ingestion
Bold = Exceeds RO for Groundwater Inhalation - Diffusion and Advection for Residential
< = Compound not detected at concentrations above the laboratory reporting detection limit.
The laboratory reporting detection limit is shown.
N = Normal Environmental Sample
FD = Field Duplicate Sample
EB = Equipment Blank Sample
TB = Trip Blank Sample
NS = No Standard
mg/L = milligrams per liter
Qualifiers:
B = Reported value is < CRDL, but >= IDL.
BU = Compound was found in the blank and sample; analyte was analyzed but not detected.
H = Holding times exceeded
U = Nondetected
UJ = Non-detect, estimated report limit
J- = Detected Results are estimated with a low bias
R = RPD outside accepted recovery limits
All analyses performed by TekLab.
CLASS I GROUNDWATER INGESTION = IEPA TACO Tier 1 CLASS I Groundwater Ingestion
CLASS II GROUNDWATER INGESTION = IEPA TACO Tier 1 CLASS II Groundwater Ingestion
GW INHALATION DIFFUSION & ADVECTION RES = IEPA TACO Tier 1 Groundwater Inhalation
Diffusion & Advection at Residential Sites.
Non-TACO Class I and Class II Groundwater Objectives applied for Acenaphthylene,
Benzo(g,h,i)perylene, and Phenanthrene. (Revision Date 3/31/2016)

TABLE 4
Analytical Results by Parameter
February 2020 to July 2022
Ameren - Champaign FMGP Site
Champaign, Illinois

Well ID	Date Sampled	Fluoranthene	Fluorene	deno(1,2,3-cd)pyre	Naphthalene	Phenanthrene	Pyrene	Total Cyanide
		(mg/L)	(mg/L)	(mg/L)	(mg/L)	(mg/L)	(mg/L)	(mg/L)
UMW-305	07/08/2020	< 0.000300	< 0.000200	< 0.000100	< 0.000400	< 0.000600	< 0.000200	0.010 J
	10/14/2020	< 0.000300	< 0.000200	< 0.000100	< 0.000400	< 0.000600	< 0.000200	0.008
	02/03/2021	< 0.000300	< 0.000200	< 0.000200	< 0.000400	< 0.000600	< 0.000200	0.006
	05/05/2021	< 0.000300	< 0.000200	< 0.000200	< 0.000400	< 0.000600	< 0.000200	0.010
	08/04/2021	< 0.000300	< 0.000200	< 0.000200	< 0.000400	< 0.000600	< 0.000200	0.011
	11/03/2021	< 0.000300	< 0.000200	< 0.000200 UJ	< 0.000400	< 0.000600	< 0.000200	0.008
	02/01/2022	< 0.000300	< 0.000200	< 0.000200	< 0.000400	< 0.000600	< 0.000200	0.010
	04/26/2022	< 0.000300	< 0.000200	< 0.000200	< 0.000400	< 0.000600	< 0.000200	0.009 J
07/20/2022	< 0.000300	< 0.000200	< 0.000200	< 0.000400	< 0.000600	< 0.000200	0.008	
UMW-306	07/08/2020	< 0.000300	< 0.000200	< 0.000100	< 0.000400	< 0.000600	< 0.000200	0.011
	10/13/2020	< 0.000300	< 0.000200	< 0.000100	< 0.000400	< 0.000600	< 0.000200	0.018
	02/02/2021	< 0.000300	< 0.000200	< 0.000200	< 0.000400	< 0.000600	< 0.000200	0.009
	05/05/2021	< 0.000300	< 0.000200	< 0.000200	< 0.001111	< 0.000600	< 0.000200	0.008
	08/04/2021	< 0.000300	< 0.000200	< 0.000200	< 0.000400	< 0.000600	< 0.000200	0.012
	11/02/2021	< 0.000300	< 0.000200	< 0.000200 UJ	< 0.000400	< 0.000600	< 0.000200	0.012
	02/01/2022	< 0.000300	< 0.000200	< 0.000200	< 0.000400	< 0.000600	< 0.000200	0.014
	04/26/2022	< 0.000300	< 0.000200	< 0.000200	< 0.000400	< 0.000600	< 0.000200	0.014
07/20/2022	< 0.000300	< 0.000200	< 0.000200	< 0.000400	< 0.000600	< 0.000200	0.013	
UMW-307	07/08/2020	< 0.000300	< 0.000200	< 0.000100	< 0.000400	< 0.000600	< 0.000200	0.023
	10/13/2020	< 0.000300	< 0.000200	< 0.000100	< 0.000400	< 0.000600	< 0.000200	0.034
	02/02/2021	< 0.000300	< 0.000200	< 0.000200	< 0.000400	< 0.000600	< 0.000200	0.032 J
	05/05/2021	< 0.000300	< 0.000200	< 0.000200	< 0.000400	< 0.000600	< 0.000200	0.048
	08/03/2021	< 0.000300	< 0.000200	< 0.000200	< 0.000400	< 0.000600	< 0.000200	0.069
	11/02/2021	< 0.000300	< 0.000200	< 0.000200	< 0.000400	< 0.000600	< 0.000200	0.050
	02/01/2022	< 0.000300	< 0.000200	< 0.000200	< 0.000400	< 0.000600	< 0.000200	0.042
	04/26/2022	< 0.000300	< 0.000200	< 0.000200	< 0.000400	< 0.000600	< 0.000200	0.049 J
07/20/2022	< 0.000300	< 0.000200	< 0.000200	< 0.000400	< 0.000600	< 0.000200	0.031	
UMW-308	07/08/2020	< 0.000300	< 0.000200	< 0.000100	< 0.000400	< 0.000600	< 0.000200	0.020
	10/14/2020	< 0.000300	< 0.000200	< 0.000100	< 0.000400	< 0.000600	< 0.000200	0.010
	02/03/2021	< 0.000300	< 0.000200	< 0.000200	< 0.000400	< 0.000600	< 0.000200	0.007
	05/05/2021	< 0.000300	< 0.000200	< 0.000200	< 0.000400	< 0.000600	< 0.000200	< 0.005
	08/04/2021	< 0.000300	< 0.000200	< 0.000200	< 0.000400	< 0.000600	< 0.000200	0.017
	11/03/2021	< 0.000300	< 0.000200	< 0.000200 UJ	< 0.000400	< 0.000600	< 0.000200	0.010
	02/02/2022	< 0.000300	< 0.000200	< 0.000200	< 0.000400	< 0.000600	< 0.000200	0.011
	04/27/2022	< 0.000300	< 0.000200	< 0.000200	< 0.000400	< 0.000600	< 0.000200	0.016 J
07/21/2022	< 0.000300	< 0.000200	< 0.000200	0.00251	< 0.000600	< 0.000200	0.016	

Notes:
 < = Compound not detected at concentrations above the laboratory reporting detection limit.
 The laboratory reporting detection limit is shown.
 mg/L = milligrams per liter

Qualifiers:
 U = Nondetected
 J = The analyte was positively identified; associated numerical value is the approximate concentration of the analyte in the sample.
 J+ = The concentration of the sample is considered to be biased high, as the associated QC results exceed the upper control limits
 UJ = Analyte was analyzed for, but not detected. The detection limit is a quantitative estimate.
 J- = The concentration of the sample is considered to be biased low, as the associated QC results are outside the lower control limits
 All analyses performed by TekLab.

CLASS I GROUNDWATER INGESTION = IEPA TACO Tier 1 CLASS I GROUNDWATER INGESTION
 CLASS II GROUNDWATER INGESTION = IEPA TACO Tier 1 CLASS II GROUNDWATER INGESTION
 GW INHALATION DIFFUSION & ADVECTION RESIDENTIAL = IEPA TACO Tier 1 GW INHALATION DIFFUSION & ADVECTION RESIDENTIAL
 Non-TACO Class I and Class II Groundwater Objectives applied for Acenaphthylene, Benzo(g,h,i)perylene, and Phenanthrene. (Revision Date 3/31/2016)

Attachment 1

***Laboratory Analytical Reports
and Data Validation Summary***

August 02, 2022

Jarred Schmidt
ERM
1968 Craig Road
Suite 100
St. Louis, MO 63146
TEL: (314) 733-4490
FAX:



Illinois	100226
Kansas	E-10374
Louisiana	05002
Louisiana	05003
Oklahoma	9978

RE: Champaign GW

WorkOrder: 22071331

Dear Jarred Schmidt:

TEKLAB, INC received 30 samples on 7/21/2022 1:20:00 PM for the analysis presented in the following report.

Samples are analyzed on an as received basis unless otherwise requested and documented. The sample results contained in this report relate only to the requested analytes of interest as directed on the chain of custody. NELAP accredited fields of testing are indicated by the letters NELAP under the Certification column. Unless otherwise documented within this report, Teklab Inc. analyzes samples utilizing the most current methods in compliance with 40CFR. All tests are performed in the Collinsville, IL laboratory unless otherwise noted in the Case Narrative.

All quality control criteria applicable to the test methods employed for this project have been satisfactorily met and are in accordance with NELAP except where noted. The following report shall not be reproduced, except in full, without the written approval of Teklab, Inc.

If you have any questions regarding these tests results, please feel free to call.

Sincerely,



Elizabeth A. Hurley
Director of Customer Service
(618)344-1004 ex 33
ehurley@teklabinc.com



Report Contents

<http://www.teklabinc.com/>

Client: ERM

Work Order: 22071331

Client Project: Champaign GW

Report Date: 02-Aug-22

This reporting package includes the following:

Cover Letter	1
Report Contents	2
Definitions	3
Case Narrative	5
Accreditations	6
Laboratory Results	7
Sample Summary	37
Dates Report	38
Quality Control Results	46
Receiving Check List	73
Chain of Custody	Appended

Client: ERM

Work Order: 22071331

Client Project: Champaign GW

Report Date: 02-Aug-22

Abbr Definition

* Analytes on report marked with an asterisk are not NELAP accredited

CCV Continuing calibration verification is a check of a standard to determine the state of calibration of an instrument between recalibration.

CRQL A Client Requested Quantitation Limit is a reporting limit that varies according to customer request. The CRQL may not be less than the MDL.

DF Dilution factor is the dilution performed during analysis only and does not take into account any dilutions made during sample preparation. The reported result is final and includes all dilution factors.

DNI Did not ignite

DUP Laboratory duplicate is a replicate aliquot prepared under the same laboratory conditions and independently analyzed to obtain a measure of precision.

ICV Initial calibration verification is a check of a standard to determine the state of calibration of an instrument before sample analysis is initiated.

IDPH IL Dept. of Public Health

LCS Laboratory control sample is a sample matrix, free from the analytes of interest, spiked with verified known amounts of analytes and analyzed exactly like a sample to establish intra-laboratory or analyst specific precision and bias or to assess the performance of all or a portion of the measurement system.

LCSD Laboratory control sample duplicate is a replicate laboratory control sample that is prepared and analyzed in order to determine the precision of the approved test method. The acceptable recovery range is listed in the QC Package (provided upon request).

MBLK Method blank is a sample of a matrix similar to the batch of associated sample (when available) that is free from the analytes of interest and is processed simultaneously with and under the same conditions as samples through all steps of the analytical procedures, and in which no target analytes or interferences should present at concentrations that impact the analytical results for sample analyses.

MDL "The method detection limit is defined as the minimum measured concentration of a substance that can be reported with 99% confidence that the measured concentration is distinguishable from method blank results."

MS Matrix spike is an aliquot of matrix fortified (spiked) with known quantities of specific analytes that is subjected to the entire analytical procedures in order to determine the effect of the matrix on an approved test method's recovery system. The acceptable recovery range is listed in the QC Package (provided upon request).

MSD Matrix spike duplicate means a replicate matrix spike that is prepared and analyzed in order to determine the precision of the approved test method. The acceptable recovery range is listed in the QC Package (provided upon request).

MW Molecular weight

NC Data is not acceptable for compliance purposes

ND Not Detected at the Reporting Limit

NELAP NELAP Accredited

PQL Practical quantitation limit means the lowest level that can be reliably achieved within specified limits of precision and accuracy during routine laboratory operation conditions.

RL The reporting limit the lowest level that the data is displayed in the final report. The reporting limit may vary according to customer request or sample dilution. The reporting limit may not be less than the MDL.

RPD Relative percent difference is a calculated difference between two recoveries (ie. MS/MSD). The acceptable recovery limit is listed in the QC Package (provided upon request).

SPK The spike is a known mass of target analyte added to a blank sample or sub-sample; used to determine recovery deficiency or for other quality control purposes.

Surr Surrogates are compounds which are similar to the analytes of interest in chemical composition and behavior in the analytical process, but which are not normally found in environmental samples.

TIC Tentatively identified compound: Analytes tentatively identified in the sample by using a library search. Only results not in the calibration standard will be reported as tentatively identified compounds. Results for tentatively identified compounds that are not present in the calibration standard, but are assigned a specific chemical name based upon the library search, are calculated using total peak areas from reconstructed ion chromatograms and a response factor of one. The nearest Internal Standard is used for the calculation. The results of any TICs must be considered estimated, and are flagged with a "T". If the estimated result is above the calibration range it is flagged "ET"

TNTC Too numerous to count (> 200 CFU)

Client: ERM

Work Order: 22071331

Client Project: Champaign GW

Report Date: 02-Aug-22

Qualifiers

- # - Unknown hydrocarbon
- C - RL shown is a Client Requested Quantitation Limit
- H - Holding times exceeded
- J - Analyte detected below quantitation limits
- ND - Not Detected at the Reporting Limit
- S - Spike Recovery outside recovery limits
- X - Value exceeds Maximum Contaminant Level
- B - Analyte detected in associated Method Blank
- E - Value above quantitation range
- I - Associated internal standard was outside method criteria
- M - Manual Integration used to determine area response
- R - RPD outside accepted recovery limits
- T - TIC(Tentatively identified compound)



Case Narrative

<http://www.teklabinc.com/>

Client: ERM

Work Order: 22071331

Client Project: Champaign GW

Report Date: 02-Aug-22

Cooler Receipt Temp: 4.4 °C

This report was revised on August 2, 2022 per Alison Treglia's request. The reason for the revision is to correct the sample ID of 22071331-025A from DUP 001-WG-20220202 to DUP 001-WG-20220721. Please replace report dated August 1, 2022 with this report. EAH 8/2/22

Locations

Collinsville

Address 5445 Horseshoe Lake Road
Collinsville, IL 62234-7425
Phone (618) 344-1004
Fax (618) 344-1005
Email jhriley@teklabinc.com

Collinsville Air

Address 5445 Horseshoe Lake Road
Collinsville, IL 62234-7425
Phone (618) 344-1004
Fax (618) 344-1005
Email EHurley@teklabinc.com

Springfield

Address 3920 Pintail Dr
Springfield, IL 62711-9415
Phone (217) 698-1004
Fax (217) 698-1005
Email KKlostermann@teklabinc.com

Chicago

Address 1319 Butterfield Rd.
Downers Grove, IL 60515
Phone (630) 324-6855
Fax
Email arenner@teklabinc.com

Kansas City

Address 8421 Nieman Road
Lenexa, KS 66214
Phone (913) 541-1998
Fax (913) 541-1998
Email jhriley@teklabinc.com



Accreditations

<http://www.teklabinc.com/>

Client: ERM

Work Order: 22071331

Client Project: Champaign GW

Report Date: 02-Aug-22

State	Dept	Cert #	NELAP	Exp Date	Lab
Illinois	IEPA	100226	NELAP	1/31/2023	Collinsville
Kansas	KDHE	E-10374	NELAP	4/30/2023	Collinsville
Louisiana	LDEQ	05002	NELAP	6/30/2023	Collinsville
Louisiana	LDEQ	05003	NELAP	6/30/2023	Collinsville
Oklahoma	ODEQ	9978	NELAP	8/31/2022	Collinsville
Arkansas	ADEQ	88-0966		3/14/2023	Collinsville
Illinois	IDPH	17584		5/31/2023	Collinsville
Iowa	IDNR	430		6/1/2024	Collinsville
Kentucky	UST	0073		1/31/2023	Collinsville
Missouri	MDNR	00930		5/31/2023	Collinsville
Missouri	MDNR	930		1/31/2025	Collinsville



Laboratory Results

<http://www.teklabinc.com/>

Client: ERM
 Client Project: Champaign GW
 Lab ID: 22071331-001
 Matrix: GROUNDWATER

Work Order: 22071331
 Report Date: 02-Aug-22
 Client Sample ID: UMW-102-WG-20220719
 Collection Date: 07/19/2022 12:35

Analyses	Certification	RL	Qual	Result	Units	DF	Date Analyzed	Batch
SW-846 9012A (TOTAL)								
Cyanide	NELAP	0.005		< 0.005	mg/L	1	07/25/2022 14:16	194864
SW-846 3005A, 6010B, METALS BY ICP (TOTAL)								
Arsenic	NELAP	0.0250		< 0.0250	mg/L	1	07/26/2022 19:31	194875
Barium	NELAP	0.0025		0.0554	mg/L	1	07/26/2022 19:31	194875
Cadmium	NELAP	0.0020		< 0.0020	mg/L	1	07/26/2022 19:31	194875
Chromium	NELAP	0.0050		< 0.0050	mg/L	1	07/26/2022 19:31	194875
Lead	NELAP	0.0075		< 0.0075	mg/L	1	07/26/2022 19:31	194875
Selenium	NELAP	0.0400		< 0.0400	mg/L	1	07/26/2022 19:31	194875
Silver	NELAP	0.0070		< 0.0070	mg/L	1	07/26/2022 19:31	194875
SW-846 7470A (TOTAL)								
Mercury	NELAP	0.00020		< 0.00020	mg/L	1	07/27/2022 18:24	180510
SW-846 3510C,8270C, SEMI-VOLATILE ORGANIC COMPOUNDS								
Acenaphthene	NELAP	0.000100		ND	mg/L	1	07/26/2022 16:30	194933
Acenaphthylene	NELAP	0.000100		ND	mg/L	1	07/26/2022 16:30	194933
Anthracene	NELAP	0.000300		ND	mg/L	1	07/26/2022 16:30	194933
Benzo(a)anthracene	NELAP	0.000100		ND	mg/L	1	07/26/2022 16:30	194933
Benzo(a)pyrene	NELAP	0.000200		ND	mg/L	1	07/26/2022 16:30	194933
Benzo(b)fluoranthene	NELAP	0.000100		ND	mg/L	1	07/26/2022 16:30	194933
Benzo(g,h,i)perylene	NELAP	0.000200		ND	mg/L	1	07/26/2022 16:30	194933
Benzo(k)fluoranthene	NELAP	0.000100		ND	mg/L	1	07/26/2022 16:30	194933
Chrysene	NELAP	0.000100		ND	mg/L	1	07/26/2022 16:30	194933
Dibenzo(a,h)anthracene	NELAP	0.000200		ND	mg/L	1	07/26/2022 16:30	194933
Fluoranthene	NELAP	0.000300		ND	mg/L	1	07/26/2022 16:30	194933
Fluorene	NELAP	0.000200		ND	mg/L	1	07/26/2022 16:30	194933
Indeno(1,2,3-cd)pyrene	NELAP	0.000200		ND	mg/L	1	07/26/2022 16:30	194933
Naphthalene	NELAP	0.000400		ND	mg/L	1	07/26/2022 16:30	194933
Phenanthrene	NELAP	0.000600		ND	mg/L	1	07/26/2022 16:30	194933
Pyrene	NELAP	0.000200		ND	mg/L	1	07/26/2022 16:30	194933
Surr: 2-Fluorobiphenyl	*	21.4-142		60.1	%REC	1	07/26/2022 16:30	194933
Surr: Nitrobenzene-d5	*	15-163		60.7	%REC	1	07/26/2022 16:30	194933
Surr: p-Terphenyl-d14	*	10-173		100.2	%REC	1	07/26/2022 16:30	194933
SW-846 5030, 8260B, VOLATILE ORGANIC COMPOUNDS BY GC/MS								
Benzene	NELAP	0.5		ND	µg/L	1	07/22/2022 15:14	194871
Ethylbenzene	NELAP	2.0		ND	µg/L	1	07/22/2022 15:14	194871
Toluene	NELAP	2.0		ND	µg/L	1	07/22/2022 15:14	194871
Xylenes, Total	NELAP	4.0		ND	µg/L	1	07/22/2022 15:14	194871
Surr: 1,2-Dichloroethane-d4	*	80-120		92.2	%REC	1	07/22/2022 15:14	194871
Surr: 4-Bromofluorobenzene	*	80-120		96.0	%REC	1	07/22/2022 15:14	194871
Surr: Dibromofluoromethane	*	80-120		103.5	%REC	1	07/22/2022 15:14	194871
Surr: Toluene-d8	*	80-120		90.6	%REC	1	07/22/2022 15:14	194871



Laboratory Results

<http://www.teklabinc.com/>

Client: ERM
 Client Project: Champaign GW
 Lab ID: 22071331-002
 Matrix: GROUNDWATER

Work Order: 22071331
 Report Date: 02-Aug-22
 Client Sample ID: UMW-105-WG-20220720
 Collection Date: 07/20/2022 12:25

Analyses	Certification	RL	Qual	Result	Units	DF	Date Analyzed	Batch
SW-846 9012A (TOTAL)								
Cyanide	NELAP	0.005		0.046	mg/L	1	07/25/2022 14:20	194864
SW-846 3005A, 6010B, METALS BY ICP (TOTAL)								
Arsenic	NELAP	0.0250		< 0.0250	mg/L	1	07/26/2022 19:35	194875
Barium	NELAP	0.0025		0.0407	mg/L	1	07/26/2022 19:35	194875
Cadmium	NELAP	0.0020		< 0.0020	mg/L	1	07/26/2022 19:35	194875
Chromium	NELAP	0.0050		< 0.0050	mg/L	1	07/26/2022 19:35	194875
Lead	NELAP	0.0075		< 0.0075	mg/L	1	07/26/2022 19:35	194875
Selenium	NELAP	0.0400		< 0.0400	mg/L	1	07/26/2022 19:35	194875
Silver	NELAP	0.0070		< 0.0070	mg/L	1	07/26/2022 19:35	194875
SW-846 7470A (TOTAL)								
Mercury	NELAP	0.00020		< 0.00020	mg/L	1	07/27/2022 18:26	180510
SW-846 3510C,8270C, SEMI-VOLATILE ORGANIC COMPOUNDS								
Acenaphthene	NELAP	0.000100		ND	mg/L	1	07/27/2022 0:01	194933
Acenaphthylene	NELAP	0.000100		ND	mg/L	1	07/27/2022 0:01	194933
Anthracene	NELAP	0.000300		ND	mg/L	1	07/27/2022 0:01	194933
Benzo(a)anthracene	NELAP	0.000100		ND	mg/L	1	07/27/2022 0:01	194933
Benzo(a)pyrene	NELAP	0.000200		ND	mg/L	1	07/27/2022 0:01	194933
Benzo(b)fluoranthene	NELAP	0.000100		ND	mg/L	1	07/27/2022 0:01	194933
Benzo(g,h,i)perylene	NELAP	0.000200		ND	mg/L	1	07/27/2022 0:01	194933
Benzo(k)fluoranthene	NELAP	0.000100		ND	mg/L	1	07/27/2022 0:01	194933
Chrysene	NELAP	0.000100		ND	mg/L	1	07/27/2022 0:01	194933
Dibenzo(a,h)anthracene	NELAP	0.000200		ND	mg/L	1	07/27/2022 0:01	194933
Fluoranthene	NELAP	0.000300		ND	mg/L	1	07/27/2022 0:01	194933
Fluorene	NELAP	0.000200		ND	mg/L	1	07/27/2022 0:01	194933
Indeno(1,2,3-cd)pyrene	NELAP	0.000200		ND	mg/L	1	07/27/2022 0:01	194933
Naphthalene	NELAP	0.000400		ND	mg/L	1	07/27/2022 0:01	194933
Phenanthrene	NELAP	0.000600		ND	mg/L	1	07/27/2022 0:01	194933
Pyrene	NELAP	0.000200		ND	mg/L	1	07/27/2022 0:01	194933
Surr: 2-Fluorobiphenyl	*	21.4-142		77.8	%REC	1	07/27/2022 0:01	194933
Surr: Nitrobenzene-d5	*	15-163		78.4	%REC	1	07/27/2022 0:01	194933
Surr: p-Terphenyl-d14	*	10-173		99.7	%REC	1	07/27/2022 0:01	194933
SW-846 5030, 8260B, VOLATILE ORGANIC COMPOUNDS BY GC/MS								
Benzene	NELAP	0.5		ND	µg/L	1	07/22/2022 15:38	194871
Ethylbenzene	NELAP	2.0		ND	µg/L	1	07/22/2022 15:38	194871
Toluene	NELAP	2.0		ND	µg/L	1	07/22/2022 15:38	194871
Xylenes, Total	NELAP	4.0		ND	µg/L	1	07/22/2022 15:38	194871
Surr: 1,2-Dichloroethane-d4	*	80-120		92.1	%REC	1	07/22/2022 15:38	194871
Surr: 4-Bromofluorobenzene	*	80-120		96.0	%REC	1	07/22/2022 15:38	194871
Surr: Dibromofluoromethane	*	80-120		103.2	%REC	1	07/22/2022 15:38	194871
Surr: Toluene-d8	*	80-120		90.7	%REC	1	07/22/2022 15:38	194871



Laboratory Results

<http://www.teklabinc.com/>

Client: ERM
 Client Project: Champaign GW
 Lab ID: 22071331-003
 Matrix: GROUNDWATER

Work Order: 22071331
 Report Date: 02-Aug-22
 Client Sample ID: UMW-106R-WG-20220720
 Collection Date: 07/20/2022 9:45

Analyses	Certification	RL	Qual	Result	Units	DF	Date Analyzed	Batch
SW-846 9012A (TOTAL)								
Cyanide	NELAP	0.005		0.021	mg/L	1	07/25/2022 14:24	194864
SW-846 3005A, 6010B, METALS BY ICP (TOTAL)								
Arsenic	NELAP	0.0250		< 0.0250	mg/L	1	07/26/2022 20:05	194875
Barium	NELAP	0.0025		0.0911	mg/L	1	07/26/2022 20:05	194875
Cadmium	NELAP	0.0020		< 0.0020	mg/L	1	07/26/2022 20:05	194875
Chromium	NELAP	0.0050		< 0.0050	mg/L	1	07/26/2022 20:05	194875
Lead	NELAP	0.0075		< 0.0075	mg/L	1	07/26/2022 20:05	194875
Selenium	NELAP	0.0400		< 0.0400	mg/L	1	07/26/2022 20:05	194875
Silver	NELAP	0.0070		< 0.0070	mg/L	1	07/26/2022 20:05	194875
SW-846 7470A (TOTAL)								
Mercury	NELAP	0.00020		< 0.00020	mg/L	1	07/27/2022 18:29	180510
SW-846 3510C,8270C, SEMI-VOLATILE ORGANIC COMPOUNDS								
Acenaphthene	NELAP	0.000100		ND	mg/L	1	07/27/2022 0:41	194933
Acenaphthylene	NELAP	0.000100		ND	mg/L	1	07/27/2022 0:41	194933
Anthracene	NELAP	0.000300		ND	mg/L	1	07/27/2022 0:41	194933
Benzo(a)anthracene	NELAP	0.000100		ND	mg/L	1	07/27/2022 0:41	194933
Benzo(a)pyrene	NELAP	0.000200		ND	mg/L	1	07/27/2022 0:41	194933
Benzo(b)fluoranthene	NELAP	0.000100		ND	mg/L	1	07/27/2022 0:41	194933
Benzo(g,h,i)perylene	NELAP	0.000200		ND	mg/L	1	07/27/2022 0:41	194933
Benzo(k)fluoranthene	NELAP	0.000100		ND	mg/L	1	07/27/2022 0:41	194933
Chrysene	NELAP	0.000100		ND	mg/L	1	07/27/2022 0:41	194933
Dibenzo(a,h)anthracene	NELAP	0.000200		ND	mg/L	1	07/27/2022 0:41	194933
Fluoranthene	NELAP	0.000300		ND	mg/L	1	07/27/2022 0:41	194933
Fluorene	NELAP	0.000200		ND	mg/L	1	07/27/2022 0:41	194933
Indeno(1,2,3-cd)pyrene	NELAP	0.000200		ND	mg/L	1	07/27/2022 0:41	194933
Naphthalene	NELAP	0.000400		ND	mg/L	1	07/27/2022 0:41	194933
Phenanthrene	NELAP	0.000600		ND	mg/L	1	07/27/2022 0:41	194933
Pyrene	NELAP	0.000200		ND	mg/L	1	07/27/2022 0:41	194933
Surr: 2-Fluorobiphenyl	*	21.4-142		77.4	%REC	1	07/27/2022 0:41	194933
Surr: Nitrobenzene-d5	*	15-163		75.7	%REC	1	07/27/2022 0:41	194933
Surr: p-Terphenyl-d14	*	10-173		114.1	%REC	1	07/27/2022 0:41	194933
SW-846 5030, 8260B, VOLATILE ORGANIC COMPOUNDS BY GC/MS								
Benzene	NELAP	0.5		ND	µg/L	1	07/22/2022 16:03	194871
Ethylbenzene	NELAP	2.0		ND	µg/L	1	07/22/2022 16:03	194871
Toluene	NELAP	2.0		ND	µg/L	1	07/22/2022 16:03	194871
Xylenes, Total	NELAP	4.0		ND	µg/L	1	07/22/2022 16:03	194871
Surr: 1,2-Dichloroethane-d4	*	80-120		91.9	%REC	1	07/22/2022 16:03	194871
Surr: 4-Bromofluorobenzene	*	80-120		95.6	%REC	1	07/22/2022 16:03	194871
Surr: Dibromofluoromethane	*	80-120		103.6	%REC	1	07/22/2022 16:03	194871
Surr: Toluene-d8	*	80-120		90.4	%REC	1	07/22/2022 16:03	194871



Laboratory Results

<http://www.teklabinc.com/>

Client: ERM
 Client Project: Champaign GW
 Lab ID: 22071331-004
 Matrix: GROUNDWATER

Work Order: 22071331
 Report Date: 02-Aug-22
 Client Sample ID: UMW-109-WG-20220719
 Collection Date: 07/19/2022 16:30

Analyses	Certification	RL	Qual	Result	Units	DF	Date Analyzed	Batch
SW-846 9012A (TOTAL)								
Cyanide	NELAP	0.005		0.020	mg/L	1	07/25/2022 14:29	194864
SW-846 3005A, 6010B, METALS BY ICP (TOTAL)								
Arsenic	NELAP	0.0250		< 0.0250	mg/L	1	07/26/2022 20:08	194875
Barium	NELAP	0.0025		0.0920	mg/L	1	07/26/2022 20:08	194875
Cadmium	NELAP	0.0020		< 0.0020	mg/L	1	07/26/2022 20:08	194875
Chromium	NELAP	0.0050		0.0106	mg/L	1	07/26/2022 20:08	194875
Lead	NELAP	0.0075		< 0.0075	mg/L	1	07/26/2022 20:08	194875
Selenium	NELAP	0.0400		< 0.0400	mg/L	1	07/26/2022 20:08	194875
Silver	NELAP	0.0070		< 0.0070	mg/L	1	07/26/2022 20:08	194875
SW-846 7470A (TOTAL)								
Mercury	NELAP	0.00020		< 0.00020	mg/L	1	07/27/2022 18:31	180510
SW-846 3510C,8270C, SEMI-VOLATILE ORGANIC COMPOUNDS								
Acenaphthene	NELAP	0.000100		ND	mg/L	1	07/26/2022 17:11	194933
Acenaphthylene	NELAP	0.000100		ND	mg/L	1	07/26/2022 17:11	194933
Anthracene	NELAP	0.000300		ND	mg/L	1	07/26/2022 17:11	194933
Benzo(a)anthracene	NELAP	0.000100		ND	mg/L	1	07/26/2022 17:11	194933
Benzo(a)pyrene	NELAP	0.000200		ND	mg/L	1	07/26/2022 17:11	194933
Benzo(b)fluoranthene	NELAP	0.000100		ND	mg/L	1	07/26/2022 17:11	194933
Benzo(g,h,i)perylene	NELAP	0.000200		ND	mg/L	1	07/26/2022 17:11	194933
Benzo(k)fluoranthene	NELAP	0.000100		ND	mg/L	1	07/26/2022 17:11	194933
Chrysene	NELAP	0.000100		ND	mg/L	1	07/26/2022 17:11	194933
Dibenzo(a,h)anthracene	NELAP	0.000200		ND	mg/L	1	07/26/2022 17:11	194933
Fluoranthene	NELAP	0.000300		ND	mg/L	1	07/26/2022 17:11	194933
Fluorene	NELAP	0.000200		ND	mg/L	1	07/26/2022 17:11	194933
Indeno(1,2,3-cd)pyrene	NELAP	0.000200		ND	mg/L	1	07/26/2022 17:11	194933
Naphthalene	NELAP	0.000400		ND	mg/L	1	07/26/2022 17:11	194933
Phenanthrene	NELAP	0.000600		ND	mg/L	1	07/26/2022 17:11	194933
Pyrene	NELAP	0.000200		ND	mg/L	1	07/26/2022 17:11	194933
Surr: 2-Fluorobiphenyl	*	21.4-142		75.4	%REC	1	07/26/2022 17:11	194933
Surr: Nitrobenzene-d5	*	15-163		77.6	%REC	1	07/26/2022 17:11	194933
Surr: p-Terphenyl-d14	*	10-173		114.3	%REC	1	07/26/2022 17:11	194933
SW-846 5030, 8260B, VOLATILE ORGANIC COMPOUNDS BY GC/MS								
Benzene	NELAP	0.5		ND	µg/L	1	07/22/2022 16:27	194871
Ethylbenzene	NELAP	2.0		ND	µg/L	1	07/22/2022 16:27	194871
Toluene	NELAP	2.0		ND	µg/L	1	07/22/2022 16:27	194871
Xylenes, Total	NELAP	4.0		ND	µg/L	1	07/22/2022 16:27	194871
Surr: 1,2-Dichloroethane-d4	*	80-120		94.3	%REC	1	07/22/2022 16:27	194871
Surr: 4-Bromofluorobenzene	*	80-120		95.5	%REC	1	07/22/2022 16:27	194871
Surr: Dibromofluoromethane	*	80-120		103.4	%REC	1	07/22/2022 16:27	194871
Surr: Toluene-d8	*	80-120		90.6	%REC	1	07/22/2022 16:27	194871



Laboratory Results

<http://www.teklabinc.com/>

Client: ERM
 Client Project: Champaign GW
 Lab ID: 22071331-005
 Matrix: GROUNDWATER

Work Order: 22071331
 Report Date: 02-Aug-22
 Client Sample ID: UMW-111A-WG-20220719
 Collection Date: 07/19/2022 15:20

Analyses	Certification	RL	Qual	Result	Units	DF	Date Analyzed	Batch
SW-846 9012A (TOTAL)								
Cyanide	NELAP	0.005		< 0.005	mg/L	1	07/25/2022 14:33	194865
SW-846 3005A, 6010B, METALS BY ICP (TOTAL)								
Arsenic	NELAP	0.0250		< 0.0250	mg/L	1	07/26/2022 20:12	194875
Barium	NELAP	0.0025		0.0517	mg/L	1	07/26/2022 20:12	194875
Cadmium	NELAP	0.0020		< 0.0020	mg/L	1	07/26/2022 20:12	194875
Chromium	NELAP	0.0050		< 0.0050	mg/L	1	07/26/2022 20:12	194875
Lead	NELAP	0.0075		< 0.0075	mg/L	1	07/26/2022 20:12	194875
Selenium	NELAP	0.0400		< 0.0400	mg/L	1	07/26/2022 20:12	194875
Silver	NELAP	0.0070		< 0.0070	mg/L	1	07/26/2022 20:12	194875
SW-846 7470A (TOTAL)								
Mercury	NELAP	0.00020		< 0.00020	mg/L	1	07/27/2022 18:33	180510
SW-846 3510C,8270C, SEMI-VOLATILE ORGANIC COMPOUNDS								
Acenaphthene	NELAP	0.000100		ND	mg/L	1	07/26/2022 19:55	194933
Acenaphthylene	NELAP	0.000100		ND	mg/L	1	07/26/2022 19:55	194933
Anthracene	NELAP	0.000300		ND	mg/L	1	07/26/2022 19:55	194933
Benzo(a)anthracene	NELAP	0.000100		ND	mg/L	1	07/26/2022 19:55	194933
Benzo(a)pyrene	NELAP	0.000200		ND	mg/L	1	07/26/2022 19:55	194933
Benzo(b)fluoranthene	NELAP	0.000100		ND	mg/L	1	07/26/2022 19:55	194933
Benzo(g,h,i)perylene	NELAP	0.000200		ND	mg/L	1	07/26/2022 19:55	194933
Benzo(k)fluoranthene	NELAP	0.000100		ND	mg/L	1	07/26/2022 19:55	194933
Chrysene	NELAP	0.000100		ND	mg/L	1	07/26/2022 19:55	194933
Dibenzo(a,h)anthracene	NELAP	0.000200		ND	mg/L	1	07/26/2022 19:55	194933
Fluoranthene	NELAP	0.000300		ND	mg/L	1	07/26/2022 19:55	194933
Fluorene	NELAP	0.000200		ND	mg/L	1	07/26/2022 19:55	194933
Indeno(1,2,3-cd)pyrene	NELAP	0.000200		ND	mg/L	1	07/26/2022 19:55	194933
Naphthalene	NELAP	0.000400		ND	mg/L	1	07/26/2022 19:55	194933
Phenanthrene	NELAP	0.000600		ND	mg/L	1	07/26/2022 19:55	194933
Pyrene	NELAP	0.000200		ND	mg/L	1	07/26/2022 19:55	194933
Surr: 2-Fluorobiphenyl	*	21.4-142		77.2	%REC	1	07/26/2022 19:55	194933
Surr: Nitrobenzene-d5	*	15-163		79.4	%REC	1	07/26/2022 19:55	194933
Surr: p-Terphenyl-d14	*	10-173		112.2	%REC	1	07/26/2022 19:55	194933
SW-846 5030, 8260B, VOLATILE ORGANIC COMPOUNDS BY GC/MS								
Benzene	NELAP	0.5		ND	µg/L	1	07/22/2022 16:52	194871
Ethylbenzene	NELAP	2.0		ND	µg/L	1	07/22/2022 16:52	194871
Toluene	NELAP	2.0		ND	µg/L	1	07/22/2022 16:52	194871
Xylenes, Total	NELAP	4.0		ND	µg/L	1	07/22/2022 16:52	194871
Surr: 1,2-Dichloroethane-d4	*	80-120		93.4	%REC	1	07/22/2022 16:52	194871
Surr: 4-Bromofluorobenzene	*	80-120		95.7	%REC	1	07/22/2022 16:52	194871
Surr: Dibromofluoromethane	*	80-120		104.0	%REC	1	07/22/2022 16:52	194871
Surr: Toluene-d8	*	80-120		89.6	%REC	1	07/22/2022 16:52	194871



Laboratory Results

<http://www.teklabinc.com/>

Client: ERM
 Client Project: Champaign GW
 Lab ID: 22071331-006
 Matrix: GROUNDWATER

Work Order: 22071331
 Report Date: 02-Aug-22
 Client Sample ID: UMW-116-WG-20220720
 Collection Date: 07/20/2022 8:40

Analyses	Certification	RL	Qual	Result	Units	DF	Date Analyzed	Batch
SW-846 9012A (TOTAL)								
Cyanide	NELAP	0.005		< 0.005	mg/L	1	07/25/2022 14:38	194865
SW-846 3005A, 6010B, METALS BY ICP (TOTAL)								
Arsenic	NELAP	0.0250		< 0.0250	mg/L	1	07/26/2022 20:16	194875
Barium	NELAP	0.0025		0.0695	mg/L	1	07/26/2022 20:16	194875
Cadmium	NELAP	0.0020		< 0.0020	mg/L	1	07/26/2022 20:16	194875
Chromium	NELAP	0.0050		< 0.0050	mg/L	1	07/26/2022 20:16	194875
Lead	NELAP	0.0075		< 0.0075	mg/L	1	07/26/2022 20:16	194875
Selenium	NELAP	0.0400		< 0.0400	mg/L	1	07/26/2022 20:16	194875
Silver	NELAP	0.0070		< 0.0070	mg/L	1	07/26/2022 20:16	194875
SW-846 7470A (TOTAL)								
Mercury	NELAP	0.00020		< 0.00020	mg/L	1	07/27/2022 18:35	180510
SW-846 3510C,8270C, SEMI-VOLATILE ORGANIC COMPOUNDS								
Acenaphthene	NELAP	0.000100		ND	mg/L	1	07/27/2022 21:50	194999
Acenaphthylene	NELAP	0.000100		ND	mg/L	1	07/27/2022 21:50	194999
Anthracene	NELAP	0.000300		ND	mg/L	1	07/27/2022 21:50	194999
Benzo(a)anthracene	NELAP	0.000100		ND	mg/L	1	07/27/2022 21:50	194999
Benzo(a)pyrene	NELAP	0.000200		ND	mg/L	1	07/27/2022 21:50	194999
Benzo(b)fluoranthene	NELAP	0.000100		ND	mg/L	1	07/27/2022 21:50	194999
Benzo(g,h,i)perylene	NELAP	0.000200		ND	mg/L	1	07/27/2022 21:50	194999
Benzo(k)fluoranthene	NELAP	0.000100		ND	mg/L	1	07/27/2022 21:50	194999
Chrysene	NELAP	0.000100		ND	mg/L	1	07/27/2022 21:50	194999
Dibenzo(a,h)anthracene	NELAP	0.000200		ND	mg/L	1	07/27/2022 21:50	194999
Fluoranthene	NELAP	0.000300		ND	mg/L	1	07/27/2022 21:50	194999
Fluorene	NELAP	0.000200		ND	mg/L	1	07/27/2022 21:50	194999
Indeno(1,2,3-cd)pyrene	NELAP	0.000200		ND	mg/L	1	07/27/2022 21:50	194999
Naphthalene	NELAP	0.000400		ND	mg/L	1	07/27/2022 21:50	194999
Phenanthrene	NELAP	0.000600		ND	mg/L	1	07/27/2022 21:50	194999
Pyrene	NELAP	0.000200		ND	mg/L	1	07/27/2022 21:50	194999
Surr: 2-Fluorobiphenyl	*	21.4-142		69.9	%REC	1	07/27/2022 21:50	194999
Surr: Nitrobenzene-d5	*	15-163		68.1	%REC	1	07/27/2022 21:50	194999
Surr: p-Terphenyl-d14	*	10-173		102.5	%REC	1	07/27/2022 21:50	194999
SW-846 5030, 8260B, VOLATILE ORGANIC COMPOUNDS BY GC/MS								
Benzene	NELAP	0.5		ND	µg/L	1	07/22/2022 17:17	194871
Ethylbenzene	NELAP	2.0		ND	µg/L	1	07/22/2022 17:17	194871
Toluene	NELAP	2.0		ND	µg/L	1	07/22/2022 17:17	194871
Xylenes, Total	NELAP	4.0		ND	µg/L	1	07/22/2022 17:17	194871
Surr: 1,2-Dichloroethane-d4	*	80-120		93.3	%REC	1	07/22/2022 17:17	194871
Surr: 4-Bromofluorobenzene	*	80-120		97.2	%REC	1	07/22/2022 17:17	194871
Surr: Dibromofluoromethane	*	80-120		104.4	%REC	1	07/22/2022 17:17	194871
Surr: Toluene-d8	*	80-120		90.5	%REC	1	07/22/2022 17:17	194871



Laboratory Results

<http://www.teklabinc.com/>

Client: ERM
 Client Project: Champaign GW
 Lab ID: 22071331-007
 Matrix: GROUNDWATER

Work Order: 22071331
 Report Date: 02-Aug-22
 Client Sample ID: UMW-118-WG-20220719
 Collection Date: 07/19/2022 17:05

Analyses	Certification	RL	Qual	Result	Units	DF	Date Analyzed	Batch
SW-846 9012A (TOTAL)								
Cyanide	NELAP	0.005		0.034	mg/L	1	07/25/2022 14:42	194865
SW-846 3005A, 6010B, METALS BY ICP (TOTAL)								
Arsenic	NELAP	0.0250		0.0317	mg/L	1	07/26/2022 20:19	194875
Barium	NELAP	0.0025		0.232	mg/L	1	07/26/2022 20:19	194875
Cadmium	NELAP	0.0020		< 0.0020	mg/L	1	07/26/2022 20:19	194875
Chromium	NELAP	0.0050		0.0526	mg/L	1	07/26/2022 20:19	194875
Lead	NELAP	0.0075		0.0325	mg/L	1	07/26/2022 20:19	194875
Selenium	NELAP	0.0400		< 0.0400	mg/L	1	07/26/2022 20:19	194875
Silver	NELAP	0.0070		< 0.0070	mg/L	1	07/26/2022 20:19	194875
SW-846 7470A (TOTAL)								
Mercury	NELAP	0.00020		< 0.00020	mg/L	1	07/27/2022 18:38	180510
SW-846 3510C,8270C, SEMI-VOLATILE ORGANIC COMPOUNDS								
Acenaphthene	NELAP	0.000100		ND	mg/L	1	07/26/2022 20:36	194933
Acenaphthylene	NELAP	0.000100		0.000333	mg/L	1	07/26/2022 20:36	194933
Anthracene	NELAP	0.000300		ND	mg/L	1	07/26/2022 20:36	194933
Benzo(a)anthracene	NELAP	0.000100		0.000271	mg/L	1	07/26/2022 20:36	194933
Benzo(a)pyrene	NELAP	0.000200		0.000650	mg/L	1	07/26/2022 20:36	194933
Benzo(b)fluoranthene	NELAP	0.000100		0.000748	mg/L	1	07/26/2022 20:36	194933
Benzo(g,h,i)perylene	NELAP	0.000200		0.000320	mg/L	1	07/26/2022 20:36	194933
Benzo(k)fluoranthene	NELAP	0.000100		0.000222	mg/L	1	07/26/2022 20:36	194933
Chrysene	NELAP	0.000100		0.000300	mg/L	1	07/26/2022 20:36	194933
Dibenzo(a,h)anthracene	NELAP	0.000200		ND	mg/L	1	07/26/2022 20:36	194933
Fluoranthene	NELAP	0.000300		0.000493	mg/L	1	07/26/2022 20:36	194933
Fluorene	NELAP	0.000200		ND	mg/L	1	07/26/2022 20:36	194933
Indeno(1,2,3-cd)pyrene	NELAP	0.000200		0.000314	mg/L	1	07/26/2022 20:36	194933
Naphthalene	NELAP	0.000400		ND	mg/L	1	07/26/2022 20:36	194933
Phenanthrene	NELAP	0.000600		ND	mg/L	1	07/26/2022 20:36	194933
Pyrene	NELAP	0.000200		0.00262	mg/L	1	07/26/2022 20:36	194933
Surr: 2-Fluorobiphenyl	*	21.4-142		78.1	%REC	1	07/26/2022 20:36	194933
Surr: Nitrobenzene-d5	*	15-163		77.1	%REC	1	07/26/2022 20:36	194933
Surr: p-Terphenyl-d14	*	10-173		92.0	%REC	1	07/26/2022 20:36	194933
SW-846 5030, 8260B, VOLATILE ORGANIC COMPOUNDS BY GC/MS								
Benzene	NELAP	0.5		ND	µg/L	1	07/22/2022 18:03	194908
Ethylbenzene	NELAP	2.0		ND	µg/L	1	07/22/2022 18:03	194908
Toluene	NELAP	2.0		ND	µg/L	1	07/22/2022 18:03	194908
Xylenes, Total	NELAP	4.0		ND	µg/L	1	07/22/2022 18:03	194908
Surr: 1,2-Dichloroethane-d4	*	80-120		99.2	%REC	1	07/22/2022 18:03	194908
Surr: 4-Bromofluorobenzene	*	80-120		92.3	%REC	1	07/22/2022 18:03	194908
Surr: Dibromofluoromethane	*	80-120		105.4	%REC	1	07/22/2022 18:03	194908
Surr: Toluene-d8	*	80-120		91.4	%REC	1	07/22/2022 18:03	194908



Laboratory Results

<http://www.teklabinc.com/>

Client: ERM

Work Order: 22071331

Client Project: Champaign GW

Report Date: 02-Aug-22

Lab ID: 22071331-008

Client Sample ID: UMW-119-WG-20220719

Matrix: GROUNDWATER

Collection Date: 07/19/2022 16:00

Analyses	Certification	RL	Qual	Result	Units	DF	Date Analyzed	Batch
SW-846 9012A (TOTAL)								
Cyanide	NELAP	0.005		0.033	mg/L	1	07/25/2022 14:46	194865
SW-846 3005A, 6010B, METALS BY ICP (TOTAL)								
Arsenic	NELAP	0.0250		< 0.0250	mg/L	1	07/26/2022 20:23	194875
Barium	NELAP	0.0025		0.0848	mg/L	1	07/26/2022 20:23	194875
Cadmium	NELAP	0.0020		< 0.0020	mg/L	1	07/26/2022 20:23	194875
Chromium	NELAP	0.0050		< 0.0050	mg/L	1	07/26/2022 20:23	194875
Lead	NELAP	0.0075		< 0.0075	mg/L	1	07/26/2022 20:23	194875
Selenium	NELAP	0.0400		< 0.0400	mg/L	1	07/26/2022 20:23	194875
Silver	NELAP	0.0070		< 0.0070	mg/L	1	07/26/2022 20:23	194875
SW-846 7470A (TOTAL)								
Mercury	NELAP	0.00020		< 0.00020	mg/L	1	07/27/2022 18:40	180510
SW-846 3510C,8270C, SEMI-VOLATILE ORGANIC COMPOUNDS								
Acenaphthene	NELAP	0.000100		ND	mg/L	1	07/26/2022 21:17	194933
Acenaphthylene	NELAP	0.000100		ND	mg/L	1	07/26/2022 21:17	194933
Anthracene	NELAP	0.000300		ND	mg/L	1	07/26/2022 21:17	194933
Benzo(a)anthracene	NELAP	0.000100		ND	mg/L	1	07/26/2022 21:17	194933
Benzo(a)pyrene	NELAP	0.000200		ND	mg/L	1	07/26/2022 21:17	194933
Benzo(b)fluoranthene	NELAP	0.000100		ND	mg/L	1	07/26/2022 21:17	194933
Benzo(g,h,i)perylene	NELAP	0.000200		ND	mg/L	1	07/26/2022 21:17	194933
Benzo(k)fluoranthene	NELAP	0.000100		ND	mg/L	1	07/26/2022 21:17	194933
Chrysene	NELAP	0.000100		ND	mg/L	1	07/26/2022 21:17	194933
Dibenzo(a,h)anthracene	NELAP	0.000200		ND	mg/L	1	07/26/2022 21:17	194933
Fluoranthene	NELAP	0.000300		ND	mg/L	1	07/26/2022 21:17	194933
Fluorene	NELAP	0.000200		ND	mg/L	1	07/26/2022 21:17	194933
Indeno(1,2,3-cd)pyrene	NELAP	0.000200		ND	mg/L	1	07/26/2022 21:17	194933
Naphthalene	NELAP	0.000400		ND	mg/L	1	07/26/2022 21:17	194933
Phenanthrene	NELAP	0.000600		ND	mg/L	1	07/26/2022 21:17	194933
Pyrene	NELAP	0.000200		ND	mg/L	1	07/26/2022 21:17	194933
Surr: 2-Fluorobiphenyl	*	21.4-142		81.9	%REC	1	07/26/2022 21:17	194933
Surr: Nitrobenzene-d5	*	15-163		83.5	%REC	1	07/26/2022 21:17	194933
Surr: p-Terphenyl-d14	*	10-173		105.3	%REC	1	07/26/2022 21:17	194933
SW-846 5030, 8260B, VOLATILE ORGANIC COMPOUNDS BY GC/MS								
Benzene	NELAP	0.5		ND	µg/L	1	07/22/2022 18:33	194908
Ethylbenzene	NELAP	2.0		ND	µg/L	1	07/22/2022 18:33	194908
Toluene	NELAP	2.0		ND	µg/L	1	07/22/2022 18:33	194908
Xylenes, Total	NELAP	4.0		ND	µg/L	1	07/22/2022 18:33	194908
Surr: 1,2-Dichloroethane-d4	*	80-120		99.4	%REC	1	07/22/2022 18:33	194908
Surr: 4-Bromofluorobenzene	*	80-120		91.9	%REC	1	07/22/2022 18:33	194908
Surr: Dibromofluoromethane	*	80-120		105.8	%REC	1	07/22/2022 18:33	194908
Surr: Toluene-d8	*	80-120		90.7	%REC	1	07/22/2022 18:33	194908



Laboratory Results

<http://www.teklabinc.com/>

Client: ERM

Work Order: 22071331

Client Project: Champaign GW

Report Date: 02-Aug-22

Lab ID: 22071331-009

Client Sample ID: UMW-120-WG-20220719

Matrix: GROUNDWATER

Collection Date: 07/19/2022 13:35

Analyses	Certification	RL	Qual	Result	Units	DF	Date Analyzed	Batch
SW-846 9012A (TOTAL)								
Cyanide	NELAP	0.005		< 0.005	mg/L	1	07/25/2022 14:50	194865
SW-846 3005A, 6010B, METALS BY ICP (TOTAL)								
Arsenic	NELAP	0.0250		< 0.0250	mg/L	1	07/26/2022 20:42	194875
Barium	NELAP	0.0025		0.0427	mg/L	1	07/26/2022 20:42	194875
Cadmium	NELAP	0.0020		< 0.0020	mg/L	1	07/26/2022 20:42	194875
Chromium	NELAP	0.0050		< 0.0050	mg/L	1	07/26/2022 20:42	194875
Lead	NELAP	0.0075		< 0.0075	mg/L	1	07/26/2022 20:42	194875
Selenium	NELAP	0.0400		< 0.0400	mg/L	1	07/26/2022 20:42	194875
Silver	NELAP	0.0070		< 0.0070	mg/L	1	07/26/2022 20:42	194875
SW-846 7470A (TOTAL)								
Mercury	NELAP	0.00020		< 0.00020	mg/L	1	07/27/2022 18:47	180510
SW-846 3510C,8270C, SEMI-VOLATILE ORGANIC COMPOUNDS								
Acenaphthene	NELAP	0.000100		ND	mg/L	1	07/26/2022 21:58	194933
Acenaphthylene	NELAP	0.000100		ND	mg/L	1	07/26/2022 21:58	194933
Anthracene	NELAP	0.000300		ND	mg/L	1	07/26/2022 21:58	194933
Benzo(a)anthracene	NELAP	0.000100		ND	mg/L	1	07/26/2022 21:58	194933
Benzo(a)pyrene	NELAP	0.000200		ND	mg/L	1	07/26/2022 21:58	194933
Benzo(b)fluoranthene	NELAP	0.000100		ND	mg/L	1	07/26/2022 21:58	194933
Benzo(g,h,i)perylene	NELAP	0.000200		ND	mg/L	1	07/26/2022 21:58	194933
Benzo(k)fluoranthene	NELAP	0.000100		ND	mg/L	1	07/26/2022 21:58	194933
Chrysene	NELAP	0.000100		ND	mg/L	1	07/26/2022 21:58	194933
Dibenzo(a,h)anthracene	NELAP	0.000200		ND	mg/L	1	07/26/2022 21:58	194933
Fluoranthene	NELAP	0.000300		ND	mg/L	1	07/26/2022 21:58	194933
Fluorene	NELAP	0.000200		ND	mg/L	1	07/26/2022 21:58	194933
Indeno(1,2,3-cd)pyrene	NELAP	0.000200		ND	mg/L	1	07/26/2022 21:58	194933
Naphthalene	NELAP	0.000400		ND	mg/L	1	07/26/2022 21:58	194933
Phenanthrene	NELAP	0.000600		ND	mg/L	1	07/26/2022 21:58	194933
Pyrene	NELAP	0.000200		ND	mg/L	1	07/26/2022 21:58	194933
Surr: 2-Fluorobiphenyl	*	21.4-142		87.5	%REC	1	07/26/2022 21:58	194933
Surr: Nitrobenzene-d5	*	15-163		82.6	%REC	1	07/26/2022 21:58	194933
Surr: p-Terphenyl-d14	*	10-173		121.9	%REC	1	07/26/2022 21:58	194933
SW-846 5030, 8260B, VOLATILE ORGANIC COMPOUNDS BY GC/MS								
Benzene	NELAP	0.5		ND	µg/L	1	07/22/2022 19:08	194908
Ethylbenzene	NELAP	2.0		ND	µg/L	1	07/22/2022 19:08	194908
Toluene	NELAP	2.0		ND	µg/L	1	07/22/2022 19:08	194908
Xylenes, Total	NELAP	4.0		ND	µg/L	1	07/22/2022 19:08	194908
Surr: 1,2-Dichloroethane-d4	*	80-120		99.3	%REC	1	07/22/2022 19:08	194908
Surr: 4-Bromofluorobenzene	*	80-120		90.8	%REC	1	07/22/2022 19:08	194908
Surr: Dibromofluoromethane	*	80-120		105.2	%REC	1	07/22/2022 19:08	194908
Surr: Toluene-d8	*	80-120		91.5	%REC	1	07/22/2022 19:08	194908



Laboratory Results

<http://www.teklabinc.com/>

Client: ERM
 Client Project: Champaign GW
 Lab ID: 22071331-010
 Matrix: GROUNDWATER

Work Order: 22071331
 Report Date: 02-Aug-22
 Client Sample ID: UMW-121-WG-20220720
 Collection Date: 07/20/2022 11:40

Analyses	Certification	RL	Qual	Result	Units	DF	Date Analyzed	Batch
SW-846 9012A (TOTAL)								
Cyanide	NELAP	0.025		0.070	mg/L	5	07/25/2022 15:55	194865
SW-846 3005A, 6010B, METALS BY ICP (TOTAL)								
Arsenic	NELAP	0.0250		< 0.0250	mg/L	1	07/26/2022 20:46	194875
Barium	NELAP	0.0025		0.0928	mg/L	1	07/26/2022 20:46	194875
Cadmium	NELAP	0.0020		< 0.0020	mg/L	1	07/26/2022 20:46	194875
Chromium	NELAP	0.0050		< 0.0050	mg/L	1	07/26/2022 20:46	194875
Lead	NELAP	0.0075		< 0.0075	mg/L	1	07/26/2022 20:46	194875
Selenium	NELAP	0.0400		< 0.0400	mg/L	1	07/26/2022 20:46	194875
Silver	NELAP	0.0070		< 0.0070	mg/L	1	07/26/2022 20:46	194875
SW-846 7470A (TOTAL)								
Mercury	NELAP	0.00020		< 0.00020	mg/L	1	07/27/2022 18:49	180510
SW-846 3510C,8270C, SEMI-VOLATILE ORGANIC COMPOUNDS								
Acenaphthene	NELAP	0.000100		ND	mg/L	1	07/27/2022 22:31	194999
Acenaphthylene	NELAP	0.000100		ND	mg/L	1	07/27/2022 22:31	194999
Anthracene	NELAP	0.000300		ND	mg/L	1	07/27/2022 22:31	194999
Benzo(a)anthracene	NELAP	0.000100		ND	mg/L	1	07/27/2022 22:31	194999
Benzo(a)pyrene	NELAP	0.000200		ND	mg/L	1	07/27/2022 22:31	194999
Benzo(b)fluoranthene	NELAP	0.000100		ND	mg/L	1	07/27/2022 22:31	194999
Benzo(g,h,i)perylene	NELAP	0.000200		ND	mg/L	1	07/27/2022 22:31	194999
Benzo(k)fluoranthene	NELAP	0.000100		ND	mg/L	1	07/27/2022 22:31	194999
Chrysene	NELAP	0.000100		ND	mg/L	1	07/27/2022 22:31	194999
Dibenzo(a,h)anthracene	NELAP	0.000200		ND	mg/L	1	07/27/2022 22:31	194999
Fluoranthene	NELAP	0.000300		ND	mg/L	1	07/27/2022 22:31	194999
Fluorene	NELAP	0.000200		ND	mg/L	1	07/27/2022 22:31	194999
Indeno(1,2,3-cd)pyrene	NELAP	0.000200		ND	mg/L	1	07/27/2022 22:31	194999
Naphthalene	NELAP	0.000400		ND	mg/L	1	07/27/2022 22:31	194999
Phenanthrene	NELAP	0.000600		ND	mg/L	1	07/27/2022 22:31	194999
Pyrene	NELAP	0.000200		ND	mg/L	1	07/27/2022 22:31	194999
Surr: 2-Fluorobiphenyl	*	21.4-142		70.8	%REC	1	07/27/2022 22:31	194999
Surr: Nitrobenzene-d5	*	15-163		65.9	%REC	1	07/27/2022 22:31	194999
Surr: p-Terphenyl-d14	*	10-173		102.6	%REC	1	07/27/2022 22:31	194999
SW-846 5030, 8260B, VOLATILE ORGANIC COMPOUNDS BY GC/MS								
Benzene	NELAP	0.5		ND	µg/L	1	07/22/2022 19:38	194908
Ethylbenzene	NELAP	2.0		ND	µg/L	1	07/22/2022 19:38	194908
Toluene	NELAP	2.0		ND	µg/L	1	07/22/2022 19:38	194908
Xylenes, Total	NELAP	4.0		ND	µg/L	1	07/22/2022 19:38	194908
Surr: 1,2-Dichloroethane-d4	*	80-120		97.4	%REC	1	07/22/2022 19:38	194908
Surr: 4-Bromofluorobenzene	*	80-120		91.4	%REC	1	07/22/2022 19:38	194908
Surr: Dibromofluoromethane	*	80-120		104.5	%REC	1	07/22/2022 19:38	194908
Surr: Toluene-d8	*	80-120		92.1	%REC	1	07/22/2022 19:38	194908



Laboratory Results

<http://www.teklabinc.com/>

Client: ERM
 Client Project: Champaign GW
 Lab ID: 22071331-011
 Matrix: GROUNDWATER

Work Order: 22071331
 Report Date: 02-Aug-22
 Client Sample ID: UMW-122-WG-20220720
 Collection Date: 07/20/2022 10:40

Analyses	Certification	RL	Qual	Result	Units	DF	Date Analyzed	Batch
SW-846 9012A (TOTAL)								
Cyanide	NELAP	0.005		0.010	mg/L	1	07/25/2022 15:21	194865
SW-846 3005A, 6010B, METALS BY ICP (TOTAL)								
Arsenic	NELAP	0.0250		< 0.0250	mg/L	1	07/26/2022 20:49	194875
Barium	NELAP	0.0025		0.0340	mg/L	1	07/26/2022 20:49	194875
Cadmium	NELAP	0.0020		< 0.0020	mg/L	1	07/26/2022 20:49	194875
Chromium	NELAP	0.0050		< 0.0050	mg/L	1	07/26/2022 20:49	194875
Lead	NELAP	0.0075		< 0.0075	mg/L	1	07/26/2022 20:49	194875
Selenium	NELAP	0.0400		< 0.0400	mg/L	1	07/26/2022 20:49	194875
Silver	NELAP	0.0070		< 0.0070	mg/L	1	07/26/2022 20:49	194875
SW-846 7470A (TOTAL)								
Mercury	NELAP	0.00020		< 0.00020	mg/L	1	07/27/2022 18:51	180510
SW-846 3510C,8270C, SEMI-VOLATILE ORGANIC COMPOUNDS								
Acenaphthene	NELAP	0.000100		ND	mg/L	1	07/27/2022 23:12	194999
Acenaphthylene	NELAP	0.000100		ND	mg/L	1	07/27/2022 23:12	194999
Anthracene	NELAP	0.000300		ND	mg/L	1	07/27/2022 23:12	194999
Benzo(a)anthracene	NELAP	0.000100		ND	mg/L	1	07/27/2022 23:12	194999
Benzo(a)pyrene	NELAP	0.000200		ND	mg/L	1	07/27/2022 23:12	194999
Benzo(b)fluoranthene	NELAP	0.000100		ND	mg/L	1	07/27/2022 23:12	194999
Benzo(g,h,i)perylene	NELAP	0.000200		ND	mg/L	1	07/27/2022 23:12	194999
Benzo(k)fluoranthene	NELAP	0.000100		ND	mg/L	1	07/27/2022 23:12	194999
Chrysene	NELAP	0.000100		ND	mg/L	1	07/27/2022 23:12	194999
Dibenzo(a,h)anthracene	NELAP	0.000200		ND	mg/L	1	07/27/2022 23:12	194999
Fluoranthene	NELAP	0.000300		ND	mg/L	1	07/27/2022 23:12	194999
Fluorene	NELAP	0.000200		ND	mg/L	1	07/27/2022 23:12	194999
Indeno(1,2,3-cd)pyrene	NELAP	0.000200		ND	mg/L	1	07/27/2022 23:12	194999
Naphthalene	NELAP	0.000400		ND	mg/L	1	07/27/2022 23:12	194999
Phenanthrene	NELAP	0.000600		ND	mg/L	1	07/27/2022 23:12	194999
Pyrene	NELAP	0.000200		ND	mg/L	1	07/27/2022 23:12	194999
Surr: 2-Fluorobiphenyl	*	21.4-142		70.5	%REC	1	07/27/2022 23:12	194999
Surr: Nitrobenzene-d5	*	15-163		67.4	%REC	1	07/27/2022 23:12	194999
Surr: p-Terphenyl-d14	*	10-173		99.2	%REC	1	07/27/2022 23:12	194999
SW-846 5030, 8260B, VOLATILE ORGANIC COMPOUNDS BY GC/MS								
Benzene	NELAP	0.5		ND	µg/L	1	07/22/2022 20:08	194908
Ethylbenzene	NELAP	2.0		ND	µg/L	1	07/22/2022 20:08	194908
Toluene	NELAP	2.0		ND	µg/L	1	07/22/2022 20:08	194908
Xylenes, Total	NELAP	4.0		ND	µg/L	1	07/22/2022 20:08	194908
Surr: 1,2-Dichloroethane-d4	*	80-120		98.0	%REC	1	07/22/2022 20:08	194908
Surr: 4-Bromofluorobenzene	*	80-120		91.6	%REC	1	07/22/2022 20:08	194908
Surr: Dibromofluoromethane	*	80-120		105.2	%REC	1	07/22/2022 20:08	194908
Surr: Toluene-d8	*	80-120		91.1	%REC	1	07/22/2022 20:08	194908



Laboratory Results

<http://www.teklabinc.com/>

Client: ERM
 Client Project: Champaign GW
 Lab ID: 22071331-012
 Matrix: GROUNDWATER

Work Order: 22071331
 Report Date: 02-Aug-22
 Client Sample ID: UMW-123-WG-20220720
 Collection Date: 07/20/2022 11:25

Analyses	Certification	RL	Qual	Result	Units	DF	Date Analyzed	Batch
SW-846 9012A (TOTAL)								
Cyanide	NELAP	0.005		< 0.005	mg/L	1	07/25/2022 15:25	194865
SW-846 3005A, 6010B, METALS BY ICP (TOTAL)								
Arsenic	NELAP	0.0250		< 0.0250	mg/L	1	07/25/2022 15:54	194876
Barium	NELAP	0.0025		0.0274	mg/L	1	07/25/2022 15:54	194876
Cadmium	NELAP	0.0020		< 0.0020	mg/L	1	07/25/2022 15:54	194876
Chromium	NELAP	0.0050		< 0.0050	mg/L	1	07/25/2022 15:54	194876
Lead	NELAP	0.0075		< 0.0075	mg/L	1	07/25/2022 15:54	194876
Selenium	NELAP	0.0400		< 0.0400	mg/L	1	07/25/2022 15:54	194876
Silver	NELAP	0.0070	B	< 0.0070	mg/L	1	07/25/2022 15:54	194876
<i>Contamination present in the MBLK for Ag. Sample results below the reporting limit are reportable per the TNI Standard.</i>								
SW-846 7470A (TOTAL)								
Mercury	NELAP	0.00020		< 0.00020	mg/L	1	07/28/2022 11:28	195042
SW-846 3510C,8270C, SEMI-VOLATILE ORGANIC COMPOUNDS								
Acenaphthene	NELAP	0.000100		ND	mg/L	1	07/27/2022 23:53	194999
Acenaphthylene	NELAP	0.000100		ND	mg/L	1	07/27/2022 23:53	194999
Anthracene	NELAP	0.000300		ND	mg/L	1	07/27/2022 23:53	194999
Benzo(a)anthracene	NELAP	0.000100		ND	mg/L	1	07/27/2022 23:53	194999
Benzo(a)pyrene	NELAP	0.000200		ND	mg/L	1	07/27/2022 23:53	194999
Benzo(b)fluoranthene	NELAP	0.000100		ND	mg/L	1	07/27/2022 23:53	194999
Benzo(g,h,i)perylene	NELAP	0.000200		ND	mg/L	1	07/27/2022 23:53	194999
Benzo(k)fluoranthene	NELAP	0.000100		ND	mg/L	1	07/27/2022 23:53	194999
Chrysene	NELAP	0.000100		ND	mg/L	1	07/27/2022 23:53	194999
Dibenzo(a,h)anthracene	NELAP	0.000200		ND	mg/L	1	07/27/2022 23:53	194999
Fluoranthene	NELAP	0.000300		ND	mg/L	1	07/27/2022 23:53	194999
Fluorene	NELAP	0.000200		ND	mg/L	1	07/27/2022 23:53	194999
Indeno(1,2,3-cd)pyrene	NELAP	0.000200		ND	mg/L	1	07/27/2022 23:53	194999
Naphthalene	NELAP	0.000400		ND	mg/L	1	07/27/2022 23:53	194999
Phenanthrene	NELAP	0.000600		ND	mg/L	1	07/27/2022 23:53	194999
Pyrene	NELAP	0.000200		ND	mg/L	1	07/27/2022 23:53	194999
Surr: 2-Fluorobiphenyl	*	21.4-142		68.2	%REC	1	07/27/2022 23:53	194999
Surr: Nitrobenzene-d5	*	15-163		64.6	%REC	1	07/27/2022 23:53	194999
Surr: p-Terphenyl-d14	*	10-173		94.8	%REC	1	07/27/2022 23:53	194999
SW-846 5030, 8260B, VOLATILE ORGANIC COMPOUNDS BY GC/MS								
Benzene	NELAP	0.5		ND	µg/L	1	07/22/2022 20:36	194908
Ethylbenzene	NELAP	2.0		ND	µg/L	1	07/22/2022 20:36	194908
Toluene	NELAP	2.0		ND	µg/L	1	07/22/2022 20:36	194908
Xylenes, Total	NELAP	4.0		ND	µg/L	1	07/22/2022 20:36	194908
Surr: 1,2-Dichloroethane-d4	*	80-120		98.4	%REC	1	07/22/2022 20:36	194908
Surr: 4-Bromofluorobenzene	*	80-120		91.0	%REC	1	07/22/2022 20:36	194908
Surr: Dibromofluoromethane	*	80-120		104.8	%REC	1	07/22/2022 20:36	194908
Surr: Toluene-d8	*	80-120		91.0	%REC	1	07/22/2022 20:36	194908



Laboratory Results

<http://www.teklabinc.com/>

Client: ERM
 Client Project: Champaign GW
 Lab ID: 22071331-013
 Matrix: GROUNDWATER

Work Order: 22071331
 Report Date: 02-Aug-22
 Client Sample ID: UMW-124-WG-20220721
 Collection Date: 07/20/2022 10:10

Analyses	Certification	RL	Qual	Result	Units	DF	Date Analyzed	Batch
SW-846 9012A (TOTAL)								
Cyanide	NELAP	0.005		0.006	mg/L	1	07/25/2022 15:29	194865
SW-846 3005A, 6010B, METALS BY ICP (TOTAL)								
Arsenic	NELAP	0.0250		< 0.0250	mg/L	1	07/25/2022 15:56	194876
Barium	NELAP	0.0025		0.0340	mg/L	1	07/25/2022 15:56	194876
Cadmium	NELAP	0.0020		< 0.0020	mg/L	1	07/25/2022 15:56	194876
Chromium	NELAP	0.0050		< 0.0050	mg/L	1	07/25/2022 15:56	194876
Lead	NELAP	0.0075		< 0.0075	mg/L	1	07/25/2022 15:56	194876
Selenium	NELAP	0.0400		< 0.0400	mg/L	1	07/25/2022 15:56	194876
Silver	NELAP	0.0070	B	< 0.0070	mg/L	1	07/25/2022 15:56	194876
<i>Contamination present in the MBLK for Ag. Sample results below the reporting limit are reportable per the TNI Standard.</i>								
SW-846 7470A (TOTAL)								
Mercury	NELAP	0.00020		< 0.00020	mg/L	1	07/28/2022 11:34	195042
SW-846 3510C, 8270C, SEMI-VOLATILE ORGANIC COMPOUNDS								
Acenaphthene	NELAP	0.000100		0.000377	mg/L	1	07/28/2022 0:35	194999
Acenaphthylene	NELAP	0.000100		0.000144	mg/L	1	07/28/2022 0:35	194999
Anthracene	NELAP	0.000300		ND	mg/L	1	07/28/2022 0:35	194999
Benzo(a)anthracene	NELAP	0.000100		ND	mg/L	1	07/28/2022 0:35	194999
Benzo(a)pyrene	NELAP	0.000200		ND	mg/L	1	07/28/2022 0:35	194999
Benzo(b)fluoranthene	NELAP	0.000100		ND	mg/L	1	07/28/2022 0:35	194999
Benzo(g,h,i)perylene	NELAP	0.000200		ND	mg/L	1	07/28/2022 0:35	194999
Benzo(k)fluoranthene	NELAP	0.000100		ND	mg/L	1	07/28/2022 0:35	194999
Chrysene	NELAP	0.000100		ND	mg/L	1	07/28/2022 0:35	194999
Dibenzo(a,h)anthracene	NELAP	0.000200		ND	mg/L	1	07/28/2022 0:35	194999
Fluoranthene	NELAP	0.000300		ND	mg/L	1	07/28/2022 0:35	194999
Fluorene	NELAP	0.000200		ND	mg/L	1	07/28/2022 0:35	194999
Indeno(1,2,3-cd)pyrene	NELAP	0.000200		ND	mg/L	1	07/28/2022 0:35	194999
Naphthalene	NELAP	0.00400		0.0212	mg/L	10	07/28/2022 15:27	194999
Phenanthrene	NELAP	0.000600		ND	mg/L	1	07/28/2022 0:35	194999
Pyrene	NELAP	0.000200		ND	mg/L	1	07/28/2022 0:35	194999
Surr: 2-Fluorobiphenyl	*	21.4-142		74.1	%REC	1	07/28/2022 0:35	194999
Surr: Nitrobenzene-d5	*	15-163		61.8	%REC	1	07/28/2022 0:35	194999
Surr: p-Terphenyl-d14	*	10-173		72.8	%REC	1	07/28/2022 0:35	194999
SW-846 5030, 8260B, VOLATILE ORGANIC COMPOUNDS BY GC/MS								
Benzene	NELAP	0.5		56.3	µg/L	1	07/22/2022 21:04	194908
Ethylbenzene	NELAP	2.0		6.4	µg/L	1	07/22/2022 21:04	194908
Toluene	NELAP	2.0		35.1	µg/L	1	07/22/2022 21:04	194908
Xylenes, Total	NELAP	4.0		18.7	µg/L	1	07/22/2022 21:04	194908
Surr: 1,2-Dichloroethane-d4	*	80-120		98.8	%REC	1	07/22/2022 21:04	194908
Surr: 4-Bromofluorobenzene	*	80-120		89.6	%REC	1	07/22/2022 21:04	194908
Surr: Dibromofluoromethane	*	80-120		106.7	%REC	1	07/22/2022 21:04	194908
Surr: Toluene-d8	*	80-120		91.5	%REC	1	07/22/2022 21:04	194908



Laboratory Results

<http://www.teklabinc.com/>

Client: ERM
 Client Project: Champaign GW
 Lab ID: 22071331-014
 Matrix: GROUNDWATER

Work Order: 22071331
 Report Date: 02-Aug-22
 Client Sample ID: UMW-125-WG-20220720
 Collection Date: 07/20/2022 13:05

Analyses	Certification	RL	Qual	Result	Units	DF	Date Analyzed	Batch
SW-846 9012A (TOTAL)								
Cyanide	NELAP	0.005		0.031	mg/L	1	07/25/2022 15:34	194865
SW-846 3005A, 6010B, METALS BY ICP (TOTAL)								
Arsenic	NELAP	0.0250		< 0.0250	mg/L	1	07/25/2022 15:58	194876
Barium	NELAP	0.0025		0.0216	mg/L	1	07/25/2022 15:58	194876
Cadmium	NELAP	0.0020		< 0.0020	mg/L	1	07/25/2022 15:58	194876
Chromium	NELAP	0.0050		< 0.0050	mg/L	1	07/25/2022 15:58	194876
Lead	NELAP	0.0075		< 0.0075	mg/L	1	07/25/2022 15:58	194876
Selenium	NELAP	0.0400		< 0.0400	mg/L	1	07/25/2022 15:58	194876
Silver	NELAP	0.0070	B	< 0.0070	mg/L	1	07/25/2022 15:58	194876
<i>Contamination present in the MBLK for Ag. Sample results below the reporting limit are reportable per the TNI Standard.</i>								
SW-846 7470A (TOTAL)								
Mercury	NELAP	0.00020		< 0.00020	mg/L	1	07/28/2022 11:37	195042
SW-846 3510C, 8270C, SEMI-VOLATILE ORGANIC COMPOUNDS								
Acenaphthene	NELAP	0.000100		ND	mg/L	1	07/28/2022 1:16	194999
Acenaphthylene	NELAP	0.000100		ND	mg/L	1	07/28/2022 1:16	194999
Anthracene	NELAP	0.000300		ND	mg/L	1	07/28/2022 1:16	194999
Benzo(a)anthracene	NELAP	0.000100		ND	mg/L	1	07/28/2022 1:16	194999
Benzo(a)pyrene	NELAP	0.000200		ND	mg/L	1	07/28/2022 1:16	194999
Benzo(b)fluoranthene	NELAP	0.000100		ND	mg/L	1	07/28/2022 1:16	194999
Benzo(g,h,i)perylene	NELAP	0.000200		ND	mg/L	1	07/28/2022 1:16	194999
Benzo(k)fluoranthene	NELAP	0.000100		ND	mg/L	1	07/28/2022 1:16	194999
Chrysene	NELAP	0.000100		ND	mg/L	1	07/28/2022 1:16	194999
Dibenzo(a,h)anthracene	NELAP	0.000200		ND	mg/L	1	07/28/2022 1:16	194999
Fluoranthene	NELAP	0.000300		ND	mg/L	1	07/28/2022 1:16	194999
Fluorene	NELAP	0.000200		ND	mg/L	1	07/28/2022 1:16	194999
Indeno(1,2,3-cd)pyrene	NELAP	0.000200		ND	mg/L	1	07/28/2022 1:16	194999
Naphthalene	NELAP	0.000400		0.000777	mg/L	1	07/28/2022 1:16	194999
Phenanthrene	NELAP	0.000600		ND	mg/L	1	07/28/2022 1:16	194999
Pyrene	NELAP	0.000200		ND	mg/L	1	07/28/2022 1:16	194999
Surr: 2-Fluorobiphenyl	*	21.4-142		59.3	%REC	1	07/28/2022 1:16	194999
Surr: Nitrobenzene-d5	*	15-163		53.7	%REC	1	07/28/2022 1:16	194999
Surr: p-Terphenyl-d14	*	10-173		85.5	%REC	1	07/28/2022 1:16	194999
SW-846 5030, 8260B, VOLATILE ORGANIC COMPOUNDS BY GC/MS								
Benzene	NELAP	0.5		11.9	µg/L	1	07/22/2022 21:32	194908
Ethylbenzene	NELAP	2.0		ND	µg/L	1	07/22/2022 21:32	194908
Toluene	NELAP	2.0		ND	µg/L	1	07/22/2022 21:32	194908
Xylenes, Total	NELAP	4.0		ND	µg/L	1	07/22/2022 21:32	194908
Surr: 1,2-Dichloroethane-d4	*	80-120		97.4	%REC	1	07/22/2022 21:32	194908
Surr: 4-Bromofluorobenzene	*	80-120		90.1	%REC	1	07/22/2022 21:32	194908
Surr: Dibromofluoromethane	*	80-120		105.4	%REC	1	07/22/2022 21:32	194908
Surr: Toluene-d8	*	80-120		91.5	%REC	1	07/22/2022 21:32	194908



Laboratory Results

<http://www.teklabinc.com/>

Client: ERM
 Client Project: Champaign GW
 Lab ID: 22071331-015
 Matrix: GROUNDWATER

Work Order: 22071331
 Report Date: 02-Aug-22
 Client Sample ID: UMW-126-WG-20220721
 Collection Date: 07/21/2022 9:15

Analyses	Certification	RL	Qual	Result	Units	DF	Date Analyzed	Batch
SW-846 9012A (TOTAL)								
Cyanide	NELAP	0.005		< 0.005	mg/L	1	07/25/2022 11:53	194865
SW-846 3005A, 6010B, METALS BY ICP (TOTAL)								
Arsenic	NELAP	0.0250		< 0.0250	mg/L	1	07/25/2022 15:59	194876
Barium	NELAP	0.0025		0.0233	mg/L	1	07/25/2022 15:59	194876
Cadmium	NELAP	0.0020		< 0.0020	mg/L	1	07/25/2022 15:59	194876
Chromium	NELAP	0.0050		< 0.0050	mg/L	1	07/25/2022 15:59	194876
Lead	NELAP	0.0075		< 0.0075	mg/L	1	07/25/2022 15:59	194876
Selenium	NELAP	0.0400		< 0.0400	mg/L	1	07/25/2022 15:59	194876
Silver	NELAP	0.0070	B	< 0.0070	mg/L	1	07/25/2022 15:59	194876
<i>Contamination present in the MBLK for Ag. Sample results below the reporting limit are reportable per the TNI Standard.</i>								
SW-846 7470A (TOTAL)								
Mercury	NELAP	0.00020		< 0.00020	mg/L	1	07/28/2022 11:39	195042
SW-846 3510C, 8270C, SEMI-VOLATILE ORGANIC COMPOUNDS								
Acenaphthene	NELAP	0.000100		ND	mg/L	1	07/28/2022 9:59	194999
Acenaphthylene	NELAP	0.000100		ND	mg/L	1	07/28/2022 9:59	194999
Anthracene	NELAP	0.000300		ND	mg/L	1	07/28/2022 9:59	194999
Benzo(a)anthracene	NELAP	0.000100		ND	mg/L	1	07/28/2022 9:59	194999
Benzo(a)pyrene	NELAP	0.000200		ND	mg/L	1	07/28/2022 9:59	194999
Benzo(b)fluoranthene	NELAP	0.000100		ND	mg/L	1	07/28/2022 9:59	194999
Benzo(g,h,i)perylene	NELAP	0.000200		ND	mg/L	1	07/28/2022 9:59	194999
Benzo(k)fluoranthene	NELAP	0.000100		ND	mg/L	1	07/28/2022 9:59	194999
Chrysene	NELAP	0.000100		ND	mg/L	1	07/28/2022 9:59	194999
Dibenzo(a,h)anthracene	NELAP	0.000200		ND	mg/L	1	07/28/2022 9:59	194999
Fluoranthene	NELAP	0.000300		ND	mg/L	1	07/28/2022 9:59	194999
Fluorene	NELAP	0.000200		ND	mg/L	1	07/28/2022 9:59	194999
Indeno(1,2,3-cd)pyrene	NELAP	0.000200		ND	mg/L	1	07/28/2022 9:59	194999
Naphthalene	NELAP	0.000400		ND	mg/L	1	07/28/2022 9:59	194999
Phenanthrene	NELAP	0.000600		ND	mg/L	1	07/28/2022 9:59	194999
Pyrene	NELAP	0.000200		ND	mg/L	1	07/28/2022 9:59	194999
Surr: 2-Fluorobiphenyl	*	21.4-142		74.6	%REC	1	07/28/2022 9:59	194999
Surr: Nitrobenzene-d5	*	15-163		74.8	%REC	1	07/28/2022 9:59	194999
Surr: p-Terphenyl-d14	*	10-173		113.2	%REC	1	07/28/2022 9:59	194999
SW-846 5030, 8260B, VOLATILE ORGANIC COMPOUNDS BY GC/MS								
Benzene	NELAP	0.5		ND	µg/L	1	07/22/2022 22:00	194908
Ethylbenzene	NELAP	2.0		ND	µg/L	1	07/22/2022 22:00	194908
Toluene	NELAP	2.0		ND	µg/L	1	07/22/2022 22:00	194908
Xylenes, Total	NELAP	4.0		ND	µg/L	1	07/22/2022 22:00	194908
Surr: 1,2-Dichloroethane-d4	*	80-120		97.8	%REC	1	07/22/2022 22:00	194908
Surr: 4-Bromofluorobenzene	*	80-120		89.1	%REC	1	07/22/2022 22:00	194908
Surr: Dibromofluoromethane	*	80-120		105.7	%REC	1	07/22/2022 22:00	194908
Surr: Toluene-d8	*	80-120		91.5	%REC	1	07/22/2022 22:00	194908

Client: ERM
 Client Project: Champaign GW
 Lab ID: 22071331-016
 Matrix: GROUNDWATER

Work Order: 22071331
 Report Date: 02-Aug-22
 Client Sample ID: UMW-127-WG-20220720
 Collection Date: 07/20/2022 14:10

Analyses	Certification	RL	Qual	Result	Units	DF	Date Analyzed	Batch
SW-846 9012A (TOTAL)								
Cyanide	NELAP	0.005		< 0.005	mg/L	1	07/25/2022 15:38	194865
SW-846 3005A, 6010B, METALS BY ICP (TOTAL)								
Arsenic	NELAP	0.0250		< 0.0250	mg/L	1	07/25/2022 16:01	194876
Barium	NELAP	0.0025		0.121	mg/L	1	07/25/2022 16:01	194876
Cadmium	NELAP	0.0020		< 0.0020	mg/L	1	07/25/2022 16:01	194876
Chromium	NELAP	0.0050		< 0.0050	mg/L	1	07/25/2022 16:01	194876
Lead	NELAP	0.0075		< 0.0075	mg/L	1	07/25/2022 16:01	194876
Selenium	NELAP	0.0400		< 0.0400	mg/L	1	07/25/2022 16:01	194876
Silver	NELAP	0.0070	B	< 0.0070	mg/L	1	07/25/2022 16:01	194876
<i>Contamination present in the MBLK for Ag. Sample results below the reporting limit are reportable per the TNI Standard.</i>								
SW-846 7470A (TOTAL)								
Mercury	NELAP	0.00020		< 0.00020	mg/L	1	07/28/2022 11:41	195042
SW-846 3510C, 8270C, SEMI-VOLATILE ORGANIC COMPOUNDS								
Acenaphthene	NELAP	0.000100		ND	mg/L	1	07/28/2022 1:57	194999
Acenaphthylene	NELAP	0.000100		ND	mg/L	1	07/28/2022 1:57	194999
Anthracene	NELAP	0.000300		ND	mg/L	1	07/28/2022 1:57	194999
Benzo(a)anthracene	NELAP	0.000100		ND	mg/L	1	07/28/2022 1:57	194999
Benzo(a)pyrene	NELAP	0.000200		ND	mg/L	1	07/28/2022 1:57	194999
Benzo(b)fluoranthene	NELAP	0.000100		ND	mg/L	1	07/28/2022 1:57	194999
Benzo(g,h,i)perylene	NELAP	0.000200		ND	mg/L	1	07/28/2022 1:57	194999
Benzo(k)fluoranthene	NELAP	0.000100		ND	mg/L	1	07/28/2022 1:57	194999
Chrysene	NELAP	0.000100		ND	mg/L	1	07/28/2022 1:57	194999
Dibenzo(a,h)anthracene	NELAP	0.000200		ND	mg/L	1	07/28/2022 1:57	194999
Fluoranthene	NELAP	0.000300		ND	mg/L	1	07/28/2022 1:57	194999
Fluorene	NELAP	0.000200		ND	mg/L	1	07/28/2022 1:57	194999
Indeno(1,2,3-cd)pyrene	NELAP	0.000200		ND	mg/L	1	07/28/2022 1:57	194999
Naphthalene	NELAP	0.000400		ND	mg/L	1	07/28/2022 1:57	194999
Phenanthrene	NELAP	0.000600		ND	mg/L	1	07/28/2022 1:57	194999
Pyrene	NELAP	0.000200		ND	mg/L	1	07/28/2022 1:57	194999
Surr: 2-Fluorobiphenyl	*	21.4-142	S	15.0	%REC	1	07/28/2022 1:57	194999
Surr: Nitrobenzene-d5	*	15-163		15.2	%REC	1	07/28/2022 1:57	194999
Surr: p-Terphenyl-d14	*	10-173		24.4	%REC	1	07/28/2022 1:57	194999
<i>Surrogate recovery is outside control limits due to matrix interference.</i>								
SW-846 5030, 8260B, VOLATILE ORGANIC COMPOUNDS BY GC/MS								
Benzene	NELAP	0.5		2.0	µg/L	1	07/22/2022 22:28	194908
Ethylbenzene	NELAP	2.0		ND	µg/L	1	07/22/2022 22:28	194908
Toluene	NELAP	2.0		ND	µg/L	1	07/22/2022 22:28	194908
Xylenes, Total	NELAP	4.0		ND	µg/L	1	07/22/2022 22:28	194908
Surr: 1,2-Dichloroethane-d4	*	80-120		98.1	%REC	1	07/22/2022 22:28	194908
Surr: 4-Bromofluorobenzene	*	80-120		90.2	%REC	1	07/22/2022 22:28	194908
Surr: Dibromofluoromethane	*	80-120		105.8	%REC	1	07/22/2022 22:28	194908
Surr: Toluene-d8	*	80-120		90.8	%REC	1	07/22/2022 22:28	194908



Laboratory Results

<http://www.teklabinc.com/>

Client: ERM
 Client Project: Champaign GW
 Lab ID: 22071331-017
 Matrix: GROUNDWATER

Work Order: 22071331
 Report Date: 02-Aug-22
 Client Sample ID: UMW-300-WG-20220719
 Collection Date: 07/19/2022 15:10

Analyses	Certification	RL	Qual	Result	Units	DF	Date Analyzed	Batch
SW-846 9012A (TOTAL)								
Cyanide	NELAP	0.005		< 0.005	mg/L	1	07/25/2022 12:28	194864
SW-846 3005A, 6010B, METALS BY ICP (TOTAL)								
Arsenic	NELAP	0.0250		< 0.0250	mg/L	1	07/25/2022 16:02	194876
Barium	NELAP	0.0025		0.0950	mg/L	1	07/25/2022 16:02	194876
Cadmium	NELAP	0.0020		< 0.0020	mg/L	1	07/25/2022 16:02	194876
Chromium	NELAP	0.0050		< 0.0050	mg/L	1	07/25/2022 16:02	194876
Lead	NELAP	0.0075		< 0.0075	mg/L	1	07/25/2022 16:02	194876
Selenium	NELAP	0.0400		< 0.0400	mg/L	1	07/25/2022 16:02	194876
Silver	NELAP	0.0070	B	< 0.0070	mg/L	1	07/25/2022 16:02	194876
<i>Contamination present in the MBLK for Ag. Sample results below the reporting limit are reportable per the TNI Standard.</i>								
SW-846 7470A (TOTAL)								
Mercury	NELAP	0.00020		< 0.00020	mg/L	1	07/28/2022 11:43	195042
SW-846 3510C, 8270C, SEMI-VOLATILE ORGANIC COMPOUNDS								
Acenaphthene	NELAP	0.000100		ND	mg/L	1	07/26/2022 22:39	194933
Acenaphthylene	NELAP	0.000100		ND	mg/L	1	07/26/2022 22:39	194933
Anthracene	NELAP	0.000300		ND	mg/L	1	07/26/2022 22:39	194933
Benzo(a)anthracene	NELAP	0.000100		ND	mg/L	1	07/26/2022 22:39	194933
Benzo(a)pyrene	NELAP	0.000200		ND	mg/L	1	07/26/2022 22:39	194933
Benzo(b)fluoranthene	NELAP	0.000100		ND	mg/L	1	07/26/2022 22:39	194933
Benzo(g,h,i)perylene	NELAP	0.000200		ND	mg/L	1	07/26/2022 22:39	194933
Benzo(k)fluoranthene	NELAP	0.000100		ND	mg/L	1	07/26/2022 22:39	194933
Chrysene	NELAP	0.000100		ND	mg/L	1	07/26/2022 22:39	194933
Dibenzo(a,h)anthracene	NELAP	0.000200		ND	mg/L	1	07/26/2022 22:39	194933
Fluoranthene	NELAP	0.000300		ND	mg/L	1	07/26/2022 22:39	194933
Fluorene	NELAP	0.000200		ND	mg/L	1	07/26/2022 22:39	194933
Indeno(1,2,3-cd)pyrene	NELAP	0.000200		ND	mg/L	1	07/26/2022 22:39	194933
Naphthalene	NELAP	0.000400		ND	mg/L	1	07/26/2022 22:39	194933
Phenanthrene	NELAP	0.000600		ND	mg/L	1	07/26/2022 22:39	194933
Pyrene	NELAP	0.000200		ND	mg/L	1	07/26/2022 22:39	194933
Surr: 2-Fluorobiphenyl	*	21.4-142		55.8	%REC	1	07/26/2022 22:39	194933
Surr: Nitrobenzene-d5	*	15-163		55.1	%REC	1	07/26/2022 22:39	194933
Surr: p-Terphenyl-d14	*	10-173		79.4	%REC	1	07/26/2022 22:39	194933
SW-846 5030, 8260B, VOLATILE ORGANIC COMPOUNDS BY GC/MS								
Benzene	NELAP	0.5		ND	µg/L	1	07/22/2022 22:55	194908
Ethylbenzene	NELAP	2.0		ND	µg/L	1	07/22/2022 22:55	194908
Toluene	NELAP	2.0		ND	µg/L	1	07/22/2022 22:55	194908
Xylenes, Total	NELAP	4.0		ND	µg/L	1	07/22/2022 22:55	194908
Surr: 1,2-Dichloroethane-d4	*	80-120		98.5	%REC	1	07/22/2022 22:55	194908
Surr: 4-Bromofluorobenzene	*	80-120		89.2	%REC	1	07/22/2022 22:55	194908
Surr: Dibromofluoromethane	*	80-120		106.1	%REC	1	07/22/2022 22:55	194908
Surr: Toluene-d8	*	80-120		91.4	%REC	1	07/22/2022 22:55	194908



Laboratory Results

<http://www.teklabinc.com/>

Client: ERM
 Client Project: Champaign GW
 Lab ID: 22071331-018
 Matrix: GROUNDWATER

Work Order: 22071331
 Report Date: 02-Aug-22
 Client Sample ID: UMW-301R-WG-20220720
 Collection Date: 07/20/2022 14:20

Analyses	Certification	RL	Qual	Result	Units	DF	Date Analyzed	Batch
SW-846 9012A (TOTAL)								
Cyanide	NELAP	0.005		< 0.005	mg/L	1	07/27/2022 12:29	194985
SW-846 3005A, 6010B, METALS BY ICP (TOTAL)								
Arsenic	NELAP	0.0250		< 0.0250	mg/L	1	07/25/2022 16:08	194876
Barium	NELAP	0.0025		0.0723	mg/L	1	07/25/2022 16:08	194876
Cadmium	NELAP	0.0020		< 0.0020	mg/L	1	07/25/2022 16:08	194876
Chromium	NELAP	0.0050		< 0.0050	mg/L	1	07/25/2022 16:08	194876
Lead	NELAP	0.0075		< 0.0075	mg/L	1	07/25/2022 16:08	194876
Selenium	NELAP	0.0400		< 0.0400	mg/L	1	07/25/2022 16:08	194876
Silver	NELAP	0.0070	B	< 0.0070	mg/L	1	07/25/2022 16:08	194876
<i>Contamination present in the MBLK for Ag. Sample results below the reporting limit are reportable per the TNI Standard.</i>								
SW-846 7470A (TOTAL)								
Mercury	NELAP	0.00020		< 0.00020	mg/L	1	07/28/2022 11:46	195042
SW-846 3510C, 8270C, SEMI-VOLATILE ORGANIC COMPOUNDS								
Acenaphthene	NELAP	0.000100		0.00272	mg/L	1	07/28/2022 2:38	194999
Acenaphthylene	NELAP	0.000100		0.00243	mg/L	1	07/28/2022 2:38	194999
Anthracene	NELAP	0.000300		ND	mg/L	1	07/28/2022 2:38	194999
Benzo(a)anthracene	NELAP	0.000100		ND	mg/L	1	07/28/2022 2:38	194999
Benzo(a)pyrene	NELAP	0.000200		ND	mg/L	1	07/28/2022 2:38	194999
Benzo(b)fluoranthene	NELAP	0.000100		ND	mg/L	1	07/28/2022 2:38	194999
Benzo(g,h,i)perylene	NELAP	0.000200		ND	mg/L	1	07/28/2022 2:38	194999
Benzo(k)fluoranthene	NELAP	0.000100		ND	mg/L	1	07/28/2022 2:38	194999
Chrysene	NELAP	0.000100		ND	mg/L	1	07/28/2022 2:38	194999
Dibenzo(a,h)anthracene	NELAP	0.000200		ND	mg/L	1	07/28/2022 2:38	194999
Fluoranthene	NELAP	0.000300		ND	mg/L	1	07/28/2022 2:38	194999
Fluorene	NELAP	0.000200		ND	mg/L	1	07/28/2022 2:38	194999
Indeno(1,2,3-cd)pyrene	NELAP	0.000200		ND	mg/L	1	07/28/2022 2:38	194999
Naphthalene	NELAP	0.000400		ND	mg/L	1	07/28/2022 2:38	194999
Phenanthrene	NELAP	0.000600		ND	mg/L	1	07/28/2022 2:38	194999
Pyrene	NELAP	0.000200		ND	mg/L	1	07/28/2022 2:38	194999
Surr: 2-Fluorobiphenyl	*	21.4-142		70.0	%REC	1	07/28/2022 2:38	194999
Surr: Nitrobenzene-d5	*	15-163		67.8	%REC	1	07/28/2022 2:38	194999
Surr: p-Terphenyl-d14	*	10-173		102.1	%REC	1	07/28/2022 2:38	194999
SW-846 5030, 8260B, VOLATILE ORGANIC COMPOUNDS BY GC/MS								
Benzene	NELAP	0.5		ND	µg/L	1	07/22/2022 23:23	194908
Ethylbenzene	NELAP	2.0		ND	µg/L	1	07/22/2022 23:23	194908
Toluene	NELAP	2.0		ND	µg/L	1	07/22/2022 23:23	194908
Xylenes, Total	NELAP	4.0		ND	µg/L	1	07/22/2022 23:23	194908
Surr: 1,2-Dichloroethane-d4	*	80-120		96.9	%REC	1	07/22/2022 23:23	194908
Surr: 4-Bromofluorobenzene	*	80-120		90.2	%REC	1	07/22/2022 23:23	194908
Surr: Dibromofluoromethane	*	80-120		105.0	%REC	1	07/22/2022 23:23	194908
Surr: Toluene-d8	*	80-120		91.8	%REC	1	07/22/2022 23:23	194908



Laboratory Results

<http://www.teklabinc.com/>

Client: ERM
 Client Project: Champaign GW
 Lab ID: 22071331-019
 Matrix: GROUNDWATER

Work Order: 22071331
 Report Date: 02-Aug-22
 Client Sample ID: UMW-302-WG-20220721
 Collection Date: 07/21/2022 10:00

Analyses	Certification	RL	Qual	Result	Units	DF	Date Analyzed	Batch
SW-846 9012A (TOTAL)								
Cyanide	NELAP	0.025		0.117	mg/L	5	07/27/2022 14:26	194985
SW-846 3005A, 6010B, METALS BY ICP (TOTAL)								
Arsenic	NELAP	0.0250		< 0.0250	mg/L	1	07/25/2022 16:10	194876
Barium	NELAP	0.0025		0.0596	mg/L	1	07/25/2022 16:10	194876
Cadmium	NELAP	0.0020		< 0.0020	mg/L	1	07/25/2022 16:10	194876
Chromium	NELAP	0.0050		< 0.0050	mg/L	1	07/25/2022 16:10	194876
Lead	NELAP	0.0075		< 0.0075	mg/L	1	07/25/2022 16:10	194876
Selenium	NELAP	0.0400		< 0.0400	mg/L	1	07/25/2022 16:10	194876
Silver	NELAP	0.0070	B	< 0.0070	mg/L	1	07/25/2022 16:10	194876
<i>Contamination present in the MBLK for Ag. Sample results below the reporting limit are reportable per the TNI Standard.</i>								
SW-846 7470A (TOTAL)								
Mercury	NELAP	0.00020		< 0.00020	mg/L	1	07/28/2022 11:48	195042
SW-846 3510C, 8270C, SEMI-VOLATILE ORGANIC COMPOUNDS								
Acenaphthene	NELAP	0.000100		0.000718	mg/L	1	07/28/2022 10:41	194999
Acenaphthylene	NELAP	0.000100		0.000436	mg/L	1	07/28/2022 10:41	194999
Anthracene	NELAP	0.000300		ND	mg/L	1	07/28/2022 10:41	194999
Benzo(a)anthracene	NELAP	0.000100		ND	mg/L	1	07/28/2022 10:41	194999
Benzo(a)pyrene	NELAP	0.000200		ND	mg/L	1	07/28/2022 10:41	194999
Benzo(b)fluoranthene	NELAP	0.000100		ND	mg/L	1	07/28/2022 10:41	194999
Benzo(g,h,i)perylene	NELAP	0.000200		ND	mg/L	1	07/28/2022 10:41	194999
Benzo(k)fluoranthene	NELAP	0.000100		ND	mg/L	1	07/28/2022 10:41	194999
Chrysene	NELAP	0.000100		ND	mg/L	1	07/28/2022 10:41	194999
Dibenzo(a,h)anthracene	NELAP	0.000200		ND	mg/L	1	07/28/2022 10:41	194999
Fluoranthene	NELAP	0.000300		ND	mg/L	1	07/28/2022 10:41	194999
Fluorene	NELAP	0.000200		ND	mg/L	1	07/28/2022 10:41	194999
Indeno(1,2,3-cd)pyrene	NELAP	0.000200		ND	mg/L	1	07/28/2022 10:41	194999
Naphthalene	NELAP	0.400		1.88	mg/L	1000	07/28/2022 14:47	194999
Phenanthrene	NELAP	0.000600		ND	mg/L	1	07/28/2022 10:41	194999
Pyrene	NELAP	0.000200		ND	mg/L	1	07/28/2022 10:41	194999
Surr: 2-Fluorobiphenyl	*	21.4-142		119.0	%REC	1	07/28/2022 10:41	194999
Surr: Nitrobenzene-d5	*	15-163		115.2	%REC	1	07/28/2022 10:41	194999
Surr: p-Terphenyl-d14	*	10-173		102.9	%REC	1	07/28/2022 10:41	194999
SW-846 5030, 8260B, VOLATILE ORGANIC COMPOUNDS BY GC/MS								
Benzene	NELAP	5.0		232	µg/L	10	07/22/2022 23:50	194908
Ethylbenzene	NELAP	20.0		563	µg/L	10	07/22/2022 23:50	194908
Toluene	NELAP	20.0		ND	µg/L	10	07/22/2022 23:50	194908
Xylenes, Total	NELAP	40.0		164	µg/L	10	07/22/2022 23:50	194908
Surr: 1,2-Dichloroethane-d4	*	80-120		99.0	%REC	10	07/22/2022 23:50	194908
Surr: 4-Bromofluorobenzene	*	80-120		87.7	%REC	10	07/22/2022 23:50	194908
Surr: Dibromofluoromethane	*	80-120		105.8	%REC	10	07/22/2022 23:50	194908
Surr: Toluene-d8	*	80-120		90.5	%REC	10	07/22/2022 23:50	194908

Elevated reporting limit due to high levels of target and/or non-target analytes.



Laboratory Results

<http://www.teklabinc.com/>

Client: ERM
 Client Project: Champaign GW
 Lab ID: 22071331-020
 Matrix: GROUNDWATER

Work Order: 22071331
 Report Date: 02-Aug-22
 Client Sample ID: UMW-304R-WG-20220720
 Collection Date: 07/20/2022 13:30

Analyses	Certification	RL	Qual	Result	Units	DF	Date Analyzed	Batch
SW-846 9012A (TOTAL)								
Cyanide	NELAP	0.005		< 0.005	mg/L	1	07/27/2022 13:00	194985
SW-846 3005A, 6010B, METALS BY ICP (TOTAL)								
Arsenic	NELAP	0.0250		< 0.0250	mg/L	1	07/25/2022 16:20	194876
Barium	NELAP	0.0025		0.0780	mg/L	1	07/25/2022 16:20	194876
Cadmium	NELAP	0.0020		< 0.0020	mg/L	1	07/25/2022 16:20	194876
Chromium	NELAP	0.0050		< 0.0050	mg/L	1	07/25/2022 16:20	194876
Lead	NELAP	0.0075		< 0.0075	mg/L	1	07/25/2022 16:20	194876
Selenium	NELAP	0.0400		< 0.0400	mg/L	1	07/25/2022 16:20	194876
Silver	NELAP	0.0070	B	< 0.0070	mg/L	1	07/25/2022 16:20	194876
<i>Contamination present in the MBLK for Ag. Sample results below the reporting limit are reportable per the TNI Standard.</i>								
SW-846 7470A (TOTAL)								
Mercury	NELAP	0.00020		< 0.00020	mg/L	1	07/28/2022 11:50	195042
SW-846 3510C,8270C, SEMI-VOLATILE ORGANIC COMPOUNDS								
Acenaphthene	NELAP	0.000100		0.000190	mg/L	1	07/28/2022 3:19	194999
Acenaphthylene	NELAP	0.000100		0.000373	mg/L	1	07/28/2022 3:19	194999
Anthracene	NELAP	0.000300		ND	mg/L	1	07/28/2022 3:19	194999
Benzo(a)anthracene	NELAP	0.000100		ND	mg/L	1	07/28/2022 3:19	194999
Benzo(a)pyrene	NELAP	0.000200		ND	mg/L	1	07/28/2022 3:19	194999
Benzo(b)fluoranthene	NELAP	0.000100		ND	mg/L	1	07/28/2022 3:19	194999
Benzo(g,h,i)perylene	NELAP	0.000200		ND	mg/L	1	07/28/2022 3:19	194999
Benzo(k)fluoranthene	NELAP	0.000100		ND	mg/L	1	07/28/2022 3:19	194999
Chrysene	NELAP	0.000100		ND	mg/L	1	07/28/2022 3:19	194999
Dibenzo(a,h)anthracene	NELAP	0.000200		ND	mg/L	1	07/28/2022 3:19	194999
Fluoranthene	NELAP	0.000300		ND	mg/L	1	07/28/2022 3:19	194999
Fluorene	NELAP	0.000200		ND	mg/L	1	07/28/2022 3:19	194999
Indeno(1,2,3-cd)pyrene	NELAP	0.000200		ND	mg/L	1	07/28/2022 3:19	194999
Naphthalene	NELAP	0.000400		ND	mg/L	1	07/28/2022 3:19	194999
Phenanthrene	NELAP	0.000600		ND	mg/L	1	07/28/2022 3:19	194999
Pyrene	NELAP	0.000200		ND	mg/L	1	07/28/2022 3:19	194999
Surr: 2-Fluorobiphenyl	*	21.4-142		73.6	%REC	1	07/28/2022 3:19	194999
Surr: Nitrobenzene-d5	*	15-163		71.8	%REC	1	07/28/2022 3:19	194999
Surr: p-Terphenyl-d14	*	10-173		108.9	%REC	1	07/28/2022 3:19	194999
SW-846 5030, 8260B, VOLATILE ORGANIC COMPOUNDS BY GC/MS								
Benzene	NELAP	0.5		ND	µg/L	1	07/23/2022 0:17	194908
Ethylbenzene	NELAP	2.0		ND	µg/L	1	07/23/2022 0:17	194908
Toluene	NELAP	2.0		ND	µg/L	1	07/23/2022 0:17	194908
Xylenes, Total	NELAP	4.0		ND	µg/L	1	07/23/2022 0:17	194908
Surr: 1,2-Dichloroethane-d4	*	80-120		98.1	%REC	1	07/23/2022 0:17	194908
Surr: 4-Bromofluorobenzene	*	80-120		90.0	%REC	1	07/23/2022 0:17	194908
Surr: Dibromofluoromethane	*	80-120		106.2	%REC	1	07/23/2022 0:17	194908
Surr: Toluene-d8	*	80-120		92.1	%REC	1	07/23/2022 0:17	194908



Laboratory Results

<http://www.teklabinc.com/>

Client: ERM
 Client Project: Champaign GW
 Lab ID: 22071331-021
 Matrix: GROUNDWATER

Work Order: 22071331
 Report Date: 02-Aug-22
 Client Sample ID: UMW-305-WG-20220720
 Collection Date: 07/20/2022 10:40

Analyses	Certification	RL	Qual	Result	Units	DF	Date Analyzed	Batch
SW-846 9012A (TOTAL)								
Cyanide	NELAP	0.005		0.008	mg/L	1	07/27/2022 13:04	194985
SW-846 3005A, 6010B, METALS BY ICP (TOTAL)								
Arsenic	NELAP	0.0250		< 0.0250	mg/L	1	07/25/2022 16:22	194876
Barium	NELAP	0.0025		0.101	mg/L	1	07/25/2022 16:22	194876
Cadmium	NELAP	0.0020		< 0.0020	mg/L	1	07/25/2022 16:22	194876
Chromium	NELAP	0.0050		< 0.0050	mg/L	1	07/25/2022 16:22	194876
Lead	NELAP	0.0075		< 0.0075	mg/L	1	07/25/2022 16:22	194876
Selenium	NELAP	0.0400		< 0.0400	mg/L	1	07/25/2022 16:22	194876
Silver	NELAP	0.0070	B	< 0.0070	mg/L	1	07/25/2022 16:22	194876
<i>Contamination present in the MBLK for Ag. Sample results below the reporting limit are reportable per the TNI Standard.</i>								
SW-846 7470A (TOTAL)								
Mercury	NELAP	0.00020		< 0.00020	mg/L	1	07/28/2022 11:52	195042
SW-846 3510C,8270C, SEMI-VOLATILE ORGANIC COMPOUNDS								
Acenaphthene	NELAP	0.000100		ND	mg/L	1	07/28/2022 4:00	194999
Acenaphthylene	NELAP	0.000100		ND	mg/L	1	07/28/2022 4:00	194999
Anthracene	NELAP	0.000300		ND	mg/L	1	07/28/2022 4:00	194999
Benzo(a)anthracene	NELAP	0.000100		ND	mg/L	1	07/28/2022 4:00	194999
Benzo(a)pyrene	NELAP	0.000200		ND	mg/L	1	07/28/2022 4:00	194999
Benzo(b)fluoranthene	NELAP	0.000100		ND	mg/L	1	07/28/2022 4:00	194999
Benzo(g,h,i)perylene	NELAP	0.000200		ND	mg/L	1	07/28/2022 4:00	194999
Benzo(k)fluoranthene	NELAP	0.000100		ND	mg/L	1	07/28/2022 4:00	194999
Chrysene	NELAP	0.000100		ND	mg/L	1	07/28/2022 4:00	194999
Dibenzo(a,h)anthracene	NELAP	0.000200		ND	mg/L	1	07/28/2022 4:00	194999
Fluoranthene	NELAP	0.000300		ND	mg/L	1	07/28/2022 4:00	194999
Fluorene	NELAP	0.000200		ND	mg/L	1	07/28/2022 4:00	194999
Indeno(1,2,3-cd)pyrene	NELAP	0.000200		ND	mg/L	1	07/28/2022 4:00	194999
Naphthalene	NELAP	0.000400		ND	mg/L	1	07/28/2022 4:00	194999
Phenanthrene	NELAP	0.000600		ND	mg/L	1	07/28/2022 4:00	194999
Pyrene	NELAP	0.000200		ND	mg/L	1	07/28/2022 4:00	194999
Surr: 2-Fluorobiphenyl	*	21.4-142		78.5	%REC	1	07/28/2022 4:00	194999
Surr: Nitrobenzene-d5	*	15-163		75.1	%REC	1	07/28/2022 4:00	194999
Surr: p-Terphenyl-d14	*	10-173		142.3	%REC	1	07/28/2022 4:00	194999
SW-846 5030, 8260B, VOLATILE ORGANIC COMPOUNDS BY GC/MS								
Benzene	NELAP	0.5		ND	µg/L	1	07/23/2022 0:44	194908
Ethylbenzene	NELAP	2.0		ND	µg/L	1	07/23/2022 0:44	194908
Toluene	NELAP	2.0		ND	µg/L	1	07/23/2022 0:44	194908
Xylenes, Total	NELAP	4.0		ND	µg/L	1	07/23/2022 0:44	194908
Surr: 1,2-Dichloroethane-d4	*	80-120		97.5	%REC	1	07/23/2022 0:44	194908
Surr: 4-Bromofluorobenzene	*	80-120		89.5	%REC	1	07/23/2022 0:44	194908
Surr: Dibromofluoromethane	*	80-120		105.8	%REC	1	07/23/2022 0:44	194908
Surr: Toluene-d8	*	80-120		92.3	%REC	1	07/23/2022 0:44	194908



Laboratory Results

<http://www.teklabinc.com/>

Client: ERM
 Client Project: Champaign GW
 Lab ID: 22071331-022
 Matrix: GROUNDWATER

Work Order: 22071331
 Report Date: 02-Aug-22
 Client Sample ID: UMW-306-WG-20220720
 Collection Date: 07/20/2022 9:45

Analyses	Certification	RL	Qual	Result	Units	DF	Date Analyzed	Batch
SW-846 9012A (TOTAL)								
Cyanide	NELAP	0.005		0.013	mg/L	1	07/25/2022 11:01	194864
SW-846 3005A, 6010B, METALS BY ICP (TOTAL)								
Arsenic	NELAP	0.0250		< 0.0250	mg/L	1	07/25/2022 16:23	194876
Barium	NELAP	0.0025		0.110	mg/L	1	07/25/2022 16:23	194876
Cadmium	NELAP	0.0020		< 0.0020	mg/L	1	07/25/2022 16:23	194876
Chromium	NELAP	0.0050		< 0.0050	mg/L	1	07/25/2022 16:23	194876
Lead	NELAP	0.0075		< 0.0075	mg/L	1	07/25/2022 16:23	194876
Selenium	NELAP	0.0400		< 0.0400	mg/L	1	07/25/2022 16:23	194876
Silver	NELAP	0.0070	B	< 0.0070	mg/L	1	07/25/2022 16:23	194876
<i>Contamination present in the MBLK for Ag. Sample results below the reporting limit are reportable per the TNI Standard.</i>								
SW-846 7470A (TOTAL)								
Mercury	NELAP	0.00020		< 0.00020	mg/L	1	07/27/2022 18:53	180510
SW-846 3510C,8270C, SEMI-VOLATILE ORGANIC COMPOUNDS								
Acenaphthene	NELAP	0.000100		ND	mg/L	1	07/28/2022 4:41	194999
Acenaphthylene	NELAP	0.000100		ND	mg/L	1	07/28/2022 4:41	194999
Anthracene	NELAP	0.000300		ND	mg/L	1	07/28/2022 4:41	194999
Benzo(a)anthracene	NELAP	0.000100		ND	mg/L	1	07/28/2022 4:41	194999
Benzo(a)pyrene	NELAP	0.000200		ND	mg/L	1	07/28/2022 4:41	194999
Benzo(b)fluoranthene	NELAP	0.000100		ND	mg/L	1	07/28/2022 4:41	194999
Benzo(g,h,i)perylene	NELAP	0.000200		ND	mg/L	1	07/28/2022 4:41	194999
Benzo(k)fluoranthene	NELAP	0.000100		ND	mg/L	1	07/28/2022 4:41	194999
Chrysene	NELAP	0.000100		ND	mg/L	1	07/28/2022 4:41	194999
Dibenzo(a,h)anthracene	NELAP	0.000200		ND	mg/L	1	07/28/2022 4:41	194999
Fluoranthene	NELAP	0.000300		ND	mg/L	1	07/28/2022 4:41	194999
Fluorene	NELAP	0.000200		ND	mg/L	1	07/28/2022 4:41	194999
Indeno(1,2,3-cd)pyrene	NELAP	0.000200		ND	mg/L	1	07/28/2022 4:41	194999
Naphthalene	NELAP	0.000400		ND	mg/L	1	07/28/2022 4:41	194999
Phenanthrene	NELAP	0.000600		ND	mg/L	1	07/28/2022 4:41	194999
Pyrene	NELAP	0.000200		ND	mg/L	1	07/28/2022 4:41	194999
Surr: 2-Fluorobiphenyl	*	21.4-142		46.1	%REC	1	07/28/2022 4:41	194999
Surr: Nitrobenzene-d5	*	15-163		43.9	%REC	1	07/28/2022 4:41	194999
Surr: p-Terphenyl-d14	*	10-173		70.2	%REC	1	07/28/2022 4:41	194999
SW-846 5030, 8260B, VOLATILE ORGANIC COMPOUNDS BY GC/MS								
Benzene	NELAP	0.5		ND	µg/L	1	07/22/2022 17:41	194871
Ethylbenzene	NELAP	2.0		ND	µg/L	1	07/22/2022 17:41	194871
Toluene	NELAP	2.0		ND	µg/L	1	07/22/2022 17:41	194871
Xylenes, Total	NELAP	4.0		ND	µg/L	1	07/22/2022 17:41	194871
Surr: 1,2-Dichloroethane-d4	*	80-120		93.4	%REC	1	07/22/2022 17:41	194871
Surr: 4-Bromofluorobenzene	*	80-120		97.0	%REC	1	07/22/2022 17:41	194871
Surr: Dibromofluoromethane	*	80-120		103.5	%REC	1	07/22/2022 17:41	194871
Surr: Toluene-d8	*	80-120		90.3	%REC	1	07/22/2022 17:41	194871

Client: ERM
 Client Project: Champaign GW
 Lab ID: 22071331-023
 Matrix: GROUNDWATER

Work Order: 22071331
 Report Date: 02-Aug-22
 Client Sample ID: UMW-307-WG-20220720
 Collection Date: 07/20/2022 8:40

Analyses	Certification	RL	Qual	Result	Units	DF	Date Analyzed	Batch
SW-846 9012A (TOTAL)								
Cyanide	NELAP	0.005		0.031	mg/L	1	07/25/2022 12:10	194865
SW-846 3005A, 6010B, METALS BY ICP (TOTAL)								
Arsenic	NELAP	0.0250		< 0.0250	mg/L	1	07/25/2022 16:28	194876
Barium	NELAP	0.0025		0.111	mg/L	1	07/25/2022 16:28	194876
Cadmium	NELAP	0.0020		< 0.0020	mg/L	1	07/25/2022 16:28	194876
Chromium	NELAP	0.0050		< 0.0050	mg/L	1	07/25/2022 16:28	194876
Lead	NELAP	0.0075		< 0.0075	mg/L	1	07/25/2022 16:28	194876
Selenium	NELAP	0.0400		< 0.0400	mg/L	1	07/25/2022 16:28	194876
Silver	NELAP	0.0070	B	< 0.0070	mg/L	1	07/25/2022 16:28	194876
<i>Contamination present in the MBLK for Ag. Sample results below the reporting limit are reportable per the TNI Standard.</i>								
SW-846 7470A (TOTAL)								
Mercury	NELAP	0.00020		< 0.00020	mg/L	1	07/28/2022 11:55	195042
SW-846 3510C, 8270C, SEMI-VOLATILE ORGANIC COMPOUNDS								
Acenaphthene	NELAP	0.000100		ND	mg/L	1	07/27/2022 1:22	194933
Acenaphthylene	NELAP	0.000100		ND	mg/L	1	07/27/2022 1:22	194933
Anthracene	NELAP	0.000300		ND	mg/L	1	07/27/2022 1:22	194933
Benzo(a)anthracene	NELAP	0.000100		ND	mg/L	1	07/27/2022 1:22	194933
Benzo(a)pyrene	NELAP	0.000200		ND	mg/L	1	07/27/2022 1:22	194933
Benzo(b)fluoranthene	NELAP	0.000100		ND	mg/L	1	07/27/2022 1:22	194933
Benzo(g,h,i)perylene	NELAP	0.000200		ND	mg/L	1	07/27/2022 1:22	194933
Benzo(k)fluoranthene	NELAP	0.000100		ND	mg/L	1	07/27/2022 1:22	194933
Chrysene	NELAP	0.000100		ND	mg/L	1	07/27/2022 1:22	194933
Dibenzo(a,h)anthracene	NELAP	0.000200		ND	mg/L	1	07/27/2022 1:22	194933
Fluoranthene	NELAP	0.000300		ND	mg/L	1	07/27/2022 1:22	194933
Fluorene	NELAP	0.000200		ND	mg/L	1	07/27/2022 1:22	194933
Indeno(1,2,3-cd)pyrene	NELAP	0.000200		ND	mg/L	1	07/27/2022 1:22	194933
Naphthalene	NELAP	0.000400		ND	mg/L	1	07/27/2022 1:22	194933
Phenanthrene	NELAP	0.000600		ND	mg/L	1	07/27/2022 1:22	194933
Pyrene	NELAP	0.000200		ND	mg/L	1	07/27/2022 1:22	194933
Surr: 2-Fluorobiphenyl	*	21.4-142		76.5	%REC	1	07/27/2022 1:22	194933
Surr: Nitrobenzene-d5	*	15-163		75.9	%REC	1	07/27/2022 1:22	194933
Surr: p-Terphenyl-d14	*	10-173		113.1	%REC	1	07/27/2022 1:22	194933
SW-846 5030, 8260B, VOLATILE ORGANIC COMPOUNDS BY GC/MS								
Benzene	NELAP	0.5	SR	ND	µg/L	1	07/25/2022 10:07	194926
Ethylbenzene	NELAP	2.0	SR	ND	µg/L	1	07/25/2022 10:07	194926
Toluene	NELAP	2.0	SR	ND	µg/L	1	07/25/2022 10:07	194926
Xylenes, Total	NELAP	4.0	SR	ND	µg/L	1	07/25/2022 10:07	194926
Surr: 1,2-Dichloroethane-d4	*	80-120		109.2	%REC	1	07/25/2022 10:07	194926
Surr: 4-Bromofluorobenzene	*	80-120		105.1	%REC	1	07/25/2022 10:07	194926
Surr: Dibromofluoromethane	*	80-120		103.4	%REC	1	07/25/2022 10:07	194926
Surr: Toluene-d8	*	80-120		102.8	%REC	1	07/25/2022 10:07	194926

RPD for MS/MSD was outside control limits due to sample composition.

Matrix spike recovered outside upper control limits. Sample results are below the reporting limit. Data is reportable.



Laboratory Results

<http://www.teklabinc.com/>

Client: ERM
 Client Project: Champaign GW
 Lab ID: 22071331-024
 Matrix: GROUNDWATER

Work Order: 22071331
 Report Date: 02-Aug-22
 Client Sample ID: UMW-308-WG-20220721
 Collection Date: 07/21/2022 9:00

Analyses	Certification	RL	Qual	Result	Units	DF	Date Analyzed	Batch
SW-846 9012A (TOTAL)								
Cyanide	NELAP	0.005		0.016	mg/L	1	07/26/2022 8:37	194937
SW-846 3005A, 6010B, METALS BY ICP (TOTAL)								
Arsenic	NELAP	0.0250		< 0.0250	mg/L	1	07/25/2022 16:51	194876
Barium	NELAP	0.0025		0.118	mg/L	1	07/25/2022 16:51	194876
Cadmium	NELAP	0.0020		< 0.0020	mg/L	1	07/25/2022 16:51	194876
Chromium	NELAP	0.0050		< 0.0050	mg/L	1	07/25/2022 16:51	194876
Lead	NELAP	0.0075		< 0.0075	mg/L	1	07/25/2022 16:51	194876
Selenium	NELAP	0.0400		< 0.0400	mg/L	1	07/25/2022 16:51	194876
Silver	NELAP	0.0070	B	< 0.0070	mg/L	1	07/25/2022 16:51	194876
<i>Contamination present in the MBLK for Ag. Sample results below the reporting limit are reportable per the TNI Standard.</i>								
SW-846 7470A (TOTAL)								
Mercury	NELAP	0.00020		< 0.00020	mg/L	1	07/28/2022 12:06	195042
SW-846 3510C, 8270C, SEMI-VOLATILE ORGANIC COMPOUNDS								
Acenaphthene	NELAP	0.000100		ND	mg/L	1	07/28/2022 11:22	194999
Acenaphthylene	NELAP	0.000100		ND	mg/L	1	07/28/2022 11:22	194999
Anthracene	NELAP	0.000300		ND	mg/L	1	07/28/2022 11:22	194999
Benzo(a)anthracene	NELAP	0.000100		ND	mg/L	1	07/28/2022 11:22	194999
Benzo(a)pyrene	NELAP	0.000200		ND	mg/L	1	07/28/2022 11:22	194999
Benzo(b)fluoranthene	NELAP	0.000100		ND	mg/L	1	07/28/2022 11:22	194999
Benzo(g,h,i)perylene	NELAP	0.000200		ND	mg/L	1	07/28/2022 11:22	194999
Benzo(k)fluoranthene	NELAP	0.000100		ND	mg/L	1	07/28/2022 11:22	194999
Chrysene	NELAP	0.000100		ND	mg/L	1	07/28/2022 11:22	194999
Dibenzo(a,h)anthracene	NELAP	0.000200		ND	mg/L	1	07/28/2022 11:22	194999
Fluoranthene	NELAP	0.000300		ND	mg/L	1	07/28/2022 11:22	194999
Fluorene	NELAP	0.000200		ND	mg/L	1	07/28/2022 11:22	194999
Indeno(1,2,3-cd)pyrene	NELAP	0.000200		ND	mg/L	1	07/28/2022 11:22	194999
Naphthalene	NELAP	0.000400		0.00251	mg/L	1	07/28/2022 11:22	194999
Phenanthrene	NELAP	0.000600		ND	mg/L	1	07/28/2022 11:22	194999
Pyrene	NELAP	0.000200		ND	mg/L	1	07/28/2022 11:22	194999
Surr: 2-Fluorobiphenyl	*	21.4-142		73.2	%REC	1	07/28/2022 11:22	194999
Surr: Nitrobenzene-d5	*	15-163		72.2	%REC	1	07/28/2022 11:22	194999
Surr: p-Terphenyl-d14	*	10-173		113.7	%REC	1	07/28/2022 11:22	194999
SW-846 5030, 8260B, VOLATILE ORGANIC COMPOUNDS BY GC/MS								
Benzene	NELAP	0.5		ND	µg/L	1	07/25/2022 11:58	194926
Ethylbenzene	NELAP	2.0		ND	µg/L	1	07/25/2022 11:58	194926
Toluene	NELAP	2.0		ND	µg/L	1	07/25/2022 11:58	194926
Xylenes, Total	NELAP	4.0		ND	µg/L	1	07/25/2022 11:58	194926
Surr: 1,2-Dichloroethane-d4	*	80-120		108.3	%REC	1	07/25/2022 11:58	194926
Surr: 4-Bromofluorobenzene	*	80-120		104.8	%REC	1	07/25/2022 11:58	194926
Surr: Dibromofluoromethane	*	80-120		102.5	%REC	1	07/25/2022 11:58	194926
Surr: Toluene-d8	*	80-120		102.2	%REC	1	07/25/2022 11:58	194926



Laboratory Results

<http://www.teklabinc.com/>

Client: ERM
 Client Project: Champaign GW
 Lab ID: 22071331-025
 Matrix: GROUNDWATER

Work Order: 22071331
 Report Date: 02-Aug-22
 Client Sample ID: DUP 001-WG-20220721
 Collection Date: 07/21/2022 0:00

Analyses	Certification	RL	Qual	Result	Units	DF	Date Analyzed	Batch
SW-846 9012A (TOTAL)								
Cyanide	NELAP	0.005		< 0.005	mg/L	1	07/26/2022 8:41	194937
SW-846 3005A, 6010B, METALS BY ICP (TOTAL)								
Arsenic	NELAP	0.0250		< 0.0250	mg/L	1	07/26/2022 21:12	194877
Barium	NELAP	0.0025		0.0342	mg/L	1	07/26/2022 21:12	194877
Cadmium	NELAP	0.0020		< 0.0020	mg/L	1	07/26/2022 21:12	194877
Chromium	NELAP	0.0050		< 0.0050	mg/L	1	07/26/2022 21:12	194877
Lead	NELAP	0.0075		< 0.0075	mg/L	1	07/26/2022 21:12	194877
Selenium	NELAP	0.0400		< 0.0400	mg/L	1	07/26/2022 21:12	194877
Silver	NELAP	0.0070		< 0.0070	mg/L	1	07/26/2022 21:12	194877
SW-846 7470A (TOTAL)								
Mercury	NELAP	0.00020		< 0.00020	mg/L	1	07/28/2022 12:08	195042
SW-846 3510C,8270C, SEMI-VOLATILE ORGANIC COMPOUNDS								
Acenaphthene	NELAP	0.000100		0.000367	mg/L	1	07/28/2022 12:03	194999
Acenaphthylene	NELAP	0.000100		0.000151	mg/L	1	07/28/2022 12:03	194999
Anthracene	NELAP	0.000300		ND	mg/L	1	07/28/2022 12:03	194999
Benzo(a)anthracene	NELAP	0.000100		ND	mg/L	1	07/28/2022 12:03	194999
Benzo(a)pyrene	NELAP	0.000200		ND	mg/L	1	07/28/2022 12:03	194999
Benzo(b)fluoranthene	NELAP	0.000100		ND	mg/L	1	07/28/2022 12:03	194999
Benzo(g,h,i)perylene	NELAP	0.000200		ND	mg/L	1	07/28/2022 12:03	194999
Benzo(k)fluoranthene	NELAP	0.000100		ND	mg/L	1	07/28/2022 12:03	194999
Chrysene	NELAP	0.000100		ND	mg/L	1	07/28/2022 12:03	194999
Dibenzo(a,h)anthracene	NELAP	0.000200		ND	mg/L	1	07/28/2022 12:03	194999
Fluoranthene	NELAP	0.000300		ND	mg/L	1	07/28/2022 12:03	194999
Fluorene	NELAP	0.000200		ND	mg/L	1	07/28/2022 12:03	194999
Indeno(1,2,3-cd)pyrene	NELAP	0.000200		ND	mg/L	1	07/28/2022 12:03	194999
Naphthalene	NELAP	0.00400		0.0216	mg/L	10	07/28/2022 16:08	194999
Phenanthrene	NELAP	0.000600		ND	mg/L	1	07/28/2022 12:03	194999
Pyrene	NELAP	0.000200		ND	mg/L	1	07/28/2022 12:03	194999
Surr: 2-Fluorobiphenyl	*	21.4-142		81.4	%REC	1	07/28/2022 12:03	194999
Surr: Nitrobenzene-d5	*	15-163		66.0	%REC	1	07/28/2022 12:03	194999
Surr: p-Terphenyl-d14	*	10-173		118.6	%REC	1	07/28/2022 12:03	194999
SW-846 5030, 8260B, VOLATILE ORGANIC COMPOUNDS BY GC/MS								
Benzene	NELAP	0.5		52.3	µg/L	1	07/23/2022 2:14	194924
Ethylbenzene	NELAP	2.0		6.1	µg/L	1	07/23/2022 2:14	194924
Toluene	NELAP	2.0		34.7	µg/L	1	07/23/2022 2:14	194924
Xylenes, Total	NELAP	4.0		18.5	µg/L	1	07/23/2022 2:14	194924
Surr: 1,2-Dichloroethane-d4	*	80-120		90.4	%REC	1	07/23/2022 2:14	194924
Surr: 4-Bromofluorobenzene	*	80-120		93.2	%REC	1	07/23/2022 2:14	194924
Surr: Dibromofluoromethane	*	80-120		102.9	%REC	1	07/23/2022 2:14	194924
Surr: Toluene-d8	*	80-120		91.7	%REC	1	07/23/2022 2:14	194924



Laboratory Results

<http://www.teklabinc.com/>

Client: ERM
 Client Project: Champaign GW
 Lab ID: 22071331-026
 Matrix: GROUNDWATER

Work Order: 22071331
 Report Date: 02-Aug-22
 Client Sample ID: DUP 002-WG-20220721
 Collection Date: 07/21/2022 0:00

Analyses	Certification	RL	Qual	Result	Units	DF	Date Analyzed	Batch
SW-846 9012A (TOTAL)								
Cyanide	NELAP	0.005		< 0.005	mg/L	1	07/26/2022 8:45	194937
SW-846 3005A, 6010B, METALS BY ICP (TOTAL)								
Arsenic	NELAP	0.0250		< 0.0250	mg/L	1	07/26/2022 21:30	194877
Barium	NELAP	0.0025		0.0238	mg/L	1	07/26/2022 21:30	194877
Cadmium	NELAP	0.0020		< 0.0020	mg/L	1	07/26/2022 21:30	194877
Chromium	NELAP	0.0050		< 0.0050	mg/L	1	07/26/2022 21:30	194877
Lead	NELAP	0.0075		< 0.0075	mg/L	1	07/26/2022 21:30	194877
Selenium	NELAP	0.0400		< 0.0400	mg/L	1	07/26/2022 21:30	194877
Silver	NELAP	0.0070		< 0.0070	mg/L	1	07/26/2022 21:30	194877
SW-846 7470A (TOTAL)								
Mercury	NELAP	0.00020		< 0.00020	mg/L	1	07/28/2022 12:11	195042
SW-846 3510C,8270C, SEMI-VOLATILE ORGANIC COMPOUNDS								
Acenaphthene	NELAP	0.000100		ND	mg/L	1	07/28/2022 12:44	194999
Acenaphthylene	NELAP	0.000100		ND	mg/L	1	07/28/2022 12:44	194999
Anthracene	NELAP	0.000300		ND	mg/L	1	07/28/2022 12:44	194999
Benzo(a)anthracene	NELAP	0.000100		ND	mg/L	1	07/28/2022 12:44	194999
Benzo(a)pyrene	NELAP	0.000200		ND	mg/L	1	07/28/2022 12:44	194999
Benzo(b)fluoranthene	NELAP	0.000100		ND	mg/L	1	07/28/2022 12:44	194999
Benzo(g,h,i)perylene	NELAP	0.000200		ND	mg/L	1	07/28/2022 12:44	194999
Benzo(k)fluoranthene	NELAP	0.000100		ND	mg/L	1	07/28/2022 12:44	194999
Chrysene	NELAP	0.000100		ND	mg/L	1	07/28/2022 12:44	194999
Dibenzo(a,h)anthracene	NELAP	0.000200		ND	mg/L	1	07/28/2022 12:44	194999
Fluoranthene	NELAP	0.000300		ND	mg/L	1	07/28/2022 12:44	194999
Fluorene	NELAP	0.000200		ND	mg/L	1	07/28/2022 12:44	194999
Indeno(1,2,3-cd)pyrene	NELAP	0.000200		ND	mg/L	1	07/28/2022 12:44	194999
Naphthalene	NELAP	0.000400		ND	mg/L	1	07/28/2022 12:44	194999
Phenanthrene	NELAP	0.000600		ND	mg/L	1	07/28/2022 12:44	194999
Pyrene	NELAP	0.000200		ND	mg/L	1	07/28/2022 12:44	194999
Surr: 2-Fluorobiphenyl	*	21.4-142		86.3	%REC	1	07/28/2022 12:44	194999
Surr: Nitrobenzene-d5	*	15-163		82.8	%REC	1	07/28/2022 12:44	194999
Surr: p-Terphenyl-d14	*	10-173		110.9	%REC	1	07/28/2022 12:44	194999
SW-846 5030, 8260B, VOLATILE ORGANIC COMPOUNDS BY GC/MS								
Benzene	NELAP	0.5		ND	µg/L	1	07/23/2022 2:38	194924
Ethylbenzene	NELAP	2.0		ND	µg/L	1	07/23/2022 2:38	194924
Toluene	NELAP	2.0		ND	µg/L	1	07/23/2022 2:38	194924
Xylenes, Total	NELAP	4.0		ND	µg/L	1	07/23/2022 2:38	194924
Surr: 1,2-Dichloroethane-d4	*	80-120		90.5	%REC	1	07/23/2022 2:38	194924
Surr: 4-Bromofluorobenzene	*	80-120		95.8	%REC	1	07/23/2022 2:38	194924
Surr: Dibromofluoromethane	*	80-120		103.6	%REC	1	07/23/2022 2:38	194924
Surr: Toluene-d8	*	80-120		91.2	%REC	1	07/23/2022 2:38	194924



Laboratory Results

<http://www.teklabinc.com/>

Client: ERM
 Client Project: Champaign GW
 Lab ID: 22071331-027
 Matrix: GROUNDWATER

Work Order: 22071331
 Report Date: 02-Aug-22
 Client Sample ID: DUP 003-WG-20220721
 Collection Date: 07/21/2022 0:00

Analyses	Certification	RL	Qual	Result	Units	DF	Date Analyzed	Batch
SW-846 9012A (TOTAL)								
Cyanide	NELAP	0.025		0.094	mg/L	5	07/26/2022 9:42	194937
SW-846 3005A, 6010B, METALS BY ICP (TOTAL)								
Arsenic	NELAP	0.0250		< 0.0250	mg/L	1	07/26/2022 21:34	194877
Barium	NELAP	0.0025		0.0558	mg/L	1	07/26/2022 21:34	194877
Cadmium	NELAP	0.0020		< 0.0020	mg/L	1	07/26/2022 21:34	194877
Chromium	NELAP	0.0050		< 0.0050	mg/L	1	07/26/2022 21:34	194877
Lead	NELAP	0.0075		< 0.0075	mg/L	1	07/26/2022 21:34	194877
Selenium	NELAP	0.0400		< 0.0400	mg/L	1	07/26/2022 21:34	194877
Silver	NELAP	0.0070		< 0.0070	mg/L	1	07/26/2022 21:34	194877
SW-846 7470A (TOTAL)								
Mercury	NELAP	0.00020		< 0.00020	mg/L	1	07/28/2022 12:13	195042
SW-846 3510C,8270C, SEMI-VOLATILE ORGANIC COMPOUNDS								
Acenaphthene	NELAP	0.000100		0.000600	mg/L	1	07/28/2022 13:25	194999
Acenaphthylene	NELAP	0.000100		0.000378	mg/L	1	07/28/2022 13:25	194999
Anthracene	NELAP	0.000300		ND	mg/L	1	07/28/2022 13:25	194999
Benzo(a)anthracene	NELAP	0.000100		ND	mg/L	1	07/28/2022 13:25	194999
Benzo(a)pyrene	NELAP	0.000200		ND	mg/L	1	07/28/2022 13:25	194999
Benzo(b)fluoranthene	NELAP	0.000100		ND	mg/L	1	07/28/2022 13:25	194999
Benzo(g,h,i)perylene	NELAP	0.000200		ND	mg/L	1	07/28/2022 13:25	194999
Benzo(k)fluoranthene	NELAP	0.000100		ND	mg/L	1	07/28/2022 13:25	194999
Chrysene	NELAP	0.000100		ND	mg/L	1	07/28/2022 13:25	194999
Dibenzo(a,h)anthracene	NELAP	0.000200		ND	mg/L	1	07/28/2022 13:25	194999
Fluoranthene	NELAP	0.000300		ND	mg/L	1	07/28/2022 13:25	194999
Fluorene	NELAP	0.000200		ND	mg/L	1	07/28/2022 13:25	194999
Indeno(1,2,3-cd)pyrene	NELAP	0.000200		ND	mg/L	1	07/28/2022 13:25	194999
Naphthalene	NELAP	0.400		1.13	mg/L	1000	07/28/2022 17:30	194999
Phenanthrene	NELAP	0.000600		ND	mg/L	1	07/28/2022 13:25	194999
Pyrene	NELAP	0.000200		ND	mg/L	1	07/28/2022 13:25	194999
Surr: 2-Fluorobiphenyl	*	21.4-142		103.0	%REC	1	07/28/2022 13:25	194999
Surr: Nitrobenzene-d5	*	15-163		98.5	%REC	1	07/28/2022 13:25	194999
Surr: p-Terphenyl-d14	*	10-173		109.9	%REC	1	07/28/2022 13:25	194999
SW-846 5030, 8260B, VOLATILE ORGANIC COMPOUNDS BY GC/MS								
Benzene	NELAP	5.0		237	µg/L	10	07/23/2022 3:02	194924
Ethylbenzene	NELAP	20.0		594	µg/L	10	07/23/2022 3:02	194924
Toluene	NELAP	20.0		ND	µg/L	10	07/23/2022 3:02	194924
Xylenes, Total	NELAP	40.0		175	µg/L	10	07/23/2022 3:02	194924
Surr: 1,2-Dichloroethane-d4	*	80-120		91.0	%REC	10	07/23/2022 3:02	194924
Surr: 4-Bromofluorobenzene	*	80-120		93.3	%REC	10	07/23/2022 3:02	194924
Surr: Dibromofluoromethane	*	80-120		103.1	%REC	10	07/23/2022 3:02	194924
Surr: Toluene-d8	*	80-120		90.7	%REC	10	07/23/2022 3:02	194924

Elevated reporting limit due to high levels of target and/or non-target analytes.

Client: ERM
 Client Project: Champaign GW
 Lab ID: 22071331-028
 Matrix: AQUEOUS

Work Order: 22071331
 Report Date: 02-Aug-22
 Client Sample ID: EB-01-WQ-20220719
 Collection Date: 07/19/2022 11:15

Analyses	Certification	RL	Qual	Result	Units	DF	Date Analyzed	Batch
SW-846 9012A (TOTAL)								
Cyanide	NELAP	0.005		< 0.005	mg/L	1	07/26/2022 8:54	194937
SW-846 3005A, 6010B, METALS BY ICP (TOTAL)								
Arsenic	NELAP	0.0250		< 0.0250	mg/L	1	07/26/2022 21:45	194877
Barium	NELAP	0.0025		< 0.0025	mg/L	1	07/26/2022 21:45	194877
Cadmium	NELAP	0.0020		< 0.0020	mg/L	1	07/26/2022 21:45	194877
Chromium	NELAP	0.0050		< 0.0050	mg/L	1	07/26/2022 21:45	194877
Lead	NELAP	0.0075		< 0.0075	mg/L	1	07/26/2022 21:45	194877
Selenium	NELAP	0.0400		< 0.0400	mg/L	1	07/26/2022 21:45	194877
Silver	NELAP	0.0070		< 0.0070	mg/L	1	07/26/2022 21:45	194877
SW-846 7470A (TOTAL)								
Mercury	NELAP	0.00020		< 0.00020	mg/L	1	07/28/2022 12:15	195042
SW-846 3510C,8270C, SEMI-VOLATILE ORGANIC COMPOUNDS								
Acenaphthene	NELAP	0.000100		ND	mg/L	1	07/26/2022 23:20	194933
Acenaphthylene	NELAP	0.000100		ND	mg/L	1	07/26/2022 23:20	194933
Anthracene	NELAP	0.000300		ND	mg/L	1	07/26/2022 23:20	194933
Benzo(a)anthracene	NELAP	0.000100		ND	mg/L	1	07/26/2022 23:20	194933
Benzo(a)pyrene	NELAP	0.000200		ND	mg/L	1	07/26/2022 23:20	194933
Benzo(b)fluoranthene	NELAP	0.000100		ND	mg/L	1	07/26/2022 23:20	194933
Benzo(g,h,i)perylene	NELAP	0.000200		ND	mg/L	1	07/26/2022 23:20	194933
Benzo(k)fluoranthene	NELAP	0.000100		ND	mg/L	1	07/26/2022 23:20	194933
Chrysene	NELAP	0.000100		ND	mg/L	1	07/26/2022 23:20	194933
Dibenzo(a,h)anthracene	NELAP	0.000200		ND	mg/L	1	07/26/2022 23:20	194933
Fluoranthene	NELAP	0.000300		ND	mg/L	1	07/26/2022 23:20	194933
Fluorene	NELAP	0.000200		ND	mg/L	1	07/26/2022 23:20	194933
Indeno(1,2,3-cd)pyrene	NELAP	0.000200		ND	mg/L	1	07/26/2022 23:20	194933
Naphthalene	NELAP	0.000400		ND	mg/L	1	07/26/2022 23:20	194933
Phenanthrene	NELAP	0.000600		ND	mg/L	1	07/26/2022 23:20	194933
Pyrene	NELAP	0.000200		ND	mg/L	1	07/26/2022 23:20	194933
Surr: 2-Fluorobiphenyl	*	21.4-142		71.2	%REC	1	07/26/2022 23:20	194933
Surr: Nitrobenzene-d5	*	15-163		70.7	%REC	1	07/26/2022 23:20	194933
Surr: p-Terphenyl-d14	*	10-173		100.5	%REC	1	07/26/2022 23:20	194933
SW-846 5030, 8260B, VOLATILE ORGANIC COMPOUNDS BY GC/MS								
Benzene	NELAP	0.5		ND	µg/L	1	07/22/2022 17:00	194908
Ethylbenzene	NELAP	2.0		ND	µg/L	1	07/22/2022 17:00	194908
Toluene	NELAP	2.0		ND	µg/L	1	07/22/2022 17:00	194908
Xylenes, Total	NELAP	4.0		ND	µg/L	1	07/22/2022 17:00	194908
Surr: 1,2-Dichloroethane-d4	*	80-120		99.0	%REC	1	07/22/2022 17:00	194908
Surr: 4-Bromofluorobenzene	*	80-120		90.0	%REC	1	07/22/2022 17:00	194908
Surr: Dibromofluoromethane	*	80-120		105.2	%REC	1	07/22/2022 17:00	194908
Surr: Toluene-d8	*	80-120		91.5	%REC	1	07/22/2022 17:00	194908



Laboratory Results

<http://www.teklabinc.com/>

Client: ERM

Work Order: 22071331

Client Project: Champaign GW

Report Date: 02-Aug-22

Lab ID: 22071331-029

Client Sample ID: TB-01-WQ-20220719

Matrix: TRIP BLANK

Collection Date: 07/21/2022 13:20

Analyses	Certification	RL	Qual	Result	Units	DF	Date Analyzed	Batch
SW-846 5030, 8260B, VOLATILE ORGANIC COMPOUNDS BY GC/MS								
Benzene	NELAP	0.5		ND	µg/L	1	07/22/2022 17:31	194908
Ethylbenzene	NELAP	2.0		ND	µg/L	1	07/22/2022 17:31	194908
Toluene	NELAP	2.0		ND	µg/L	1	07/22/2022 17:31	194908
Xylenes, Total	NELAP	4.0		ND	µg/L	1	07/22/2022 17:31	194908
Surr: 1,2-Dichloroethane-d4	*	80-120		98.3	%REC	1	07/22/2022 17:31	194908
Surr: 4-Bromofluorobenzene	*	80-120		91.3	%REC	1	07/22/2022 17:31	194908
Surr: Dibromofluoromethane	*	80-120		104.7	%REC	1	07/22/2022 17:31	194908
Surr: Toluene-d8	*	80-120		91.6	%REC	1	07/22/2022 17:31	194908

Client: ERM
 Client Project: Champaign GW
 Lab ID: 22071331-030
 Matrix: AQUEOUS

Work Order: 22071331
 Report Date: 02-Aug-22
 Client Sample ID: EB-02-WQ-20220721
 Collection Date: 07/21/2022 8:20

Analyses	Certification	RL	Qual	Result	Units	DF	Date Analyzed	Batch
SW-846 9012A (TOTAL)								
Cyanide	NELAP	0.005		< 0.005	mg/L	1	07/26/2022 8:59	194937
SW-846 3005A, 6010B, METALS BY ICP (TOTAL)								
Arsenic	NELAP	0.0250		< 0.0250	mg/L	1	07/26/2022 21:49	194877
Barium	NELAP	0.0025		< 0.0025	mg/L	1	07/26/2022 21:49	194877
Cadmium	NELAP	0.0020		< 0.0020	mg/L	1	07/26/2022 21:49	194877
Chromium	NELAP	0.0050		< 0.0050	mg/L	1	07/26/2022 21:49	194877
Lead	NELAP	0.0075		< 0.0075	mg/L	1	07/26/2022 21:49	194877
Selenium	NELAP	0.0400		< 0.0400	mg/L	1	07/26/2022 21:49	194877
Silver	NELAP	0.0070		< 0.0070	mg/L	1	07/26/2022 21:49	194877
SW-846 7470A (TOTAL)								
Mercury	NELAP	0.00020		< 0.00020	mg/L	1	07/28/2022 12:17	195042
SW-846 3510C,8270C, SEMI-VOLATILE ORGANIC COMPOUNDS								
Acenaphthene	NELAP	0.000132	H	ND	mg/L	1	07/29/2022 15:04	195085
Acenaphthylene	NELAP	0.000132	H	ND	mg/L	1	07/29/2022 15:04	195085
Anthracene	NELAP	0.000395	H	ND	mg/L	1	07/29/2022 15:04	195085
Benzo(a)anthracene	NELAP	0.000132	H	ND	mg/L	1	07/29/2022 15:04	195085
Benzo(a)pyrene	NELAP	0.000263	H	ND	mg/L	1	07/29/2022 15:04	195085
Benzo(b)fluoranthene	NELAP	0.000132	H	ND	mg/L	1	07/29/2022 15:04	195085
Benzo(g,h,i)perylene	NELAP	0.000263	H	ND	mg/L	1	07/29/2022 15:04	195085
Benzo(k)fluoranthene	NELAP	0.000132	H	ND	mg/L	1	07/29/2022 15:04	195085
Chrysene	NELAP	0.000132	H	ND	mg/L	1	07/29/2022 15:04	195085
Dibenzo(a,h)anthracene	NELAP	0.000263	H	ND	mg/L	1	07/29/2022 15:04	195085
Fluoranthene	NELAP	0.000395	H	ND	mg/L	1	07/29/2022 15:04	195085
Fluorene	NELAP	0.000263	H	ND	mg/L	1	07/29/2022 15:04	195085
Indeno(1,2,3-cd)pyrene	NELAP	0.000263	H	ND	mg/L	1	07/29/2022 15:04	195085
Naphthalene	NELAP	0.000526	H	ND	mg/L	1	07/29/2022 15:04	195085
Phenanthrene	NELAP	0.000789	H	ND	mg/L	1	07/29/2022 15:04	195085
Pyrene	NELAP	0.000263	H	ND	mg/L	1	07/29/2022 15:04	195085
Surr: 2-Fluorobiphenyl	*	21.4-142	H	66.6	%REC	1	07/29/2022 15:04	195085
Surr: Nitrobenzene-d5	*	15-163	H	81.9	%REC	1	07/29/2022 15:04	195085
Surr: p-Terphenyl-d14	*	10-173	H	141.2	%REC	1	07/29/2022 15:04	195085
<i>Sample required re-extraction out of hold time.</i>								
<i>Elevated reporting limit due to limited sample upon re-extraction.</i>								
SW-846 5030, 8260B, VOLATILE ORGANIC COMPOUNDS BY GC/MS								
Benzene	NELAP	0.5		ND	µg/L	1	07/22/2022 22:35	194924
Ethylbenzene	NELAP	2.0		ND	µg/L	1	07/22/2022 22:35	194924
Toluene	NELAP	2.0		ND	µg/L	1	07/22/2022 22:35	194924
Xylenes, Total	NELAP	4.0		ND	µg/L	1	07/22/2022 22:35	194924
Surr: 1,2-Dichloroethane-d4	*	80-120		91.3	%REC	1	07/22/2022 22:35	194924
Surr: 4-Bromofluorobenzene	*	80-120		95.1	%REC	1	07/22/2022 22:35	194924
Surr: Dibromofluoromethane	*	80-120		102.8	%REC	1	07/22/2022 22:35	194924
Surr: Toluene-d8	*	80-120		90.9	%REC	1	07/22/2022 22:35	194924



Sample Summary

<http://www.teklabinc.com/>

Client: ERM

Work Order: 22071331

Client Project: Champaign GW

Report Date: 02-Aug-22

Lab Sample ID	Client Sample ID	Matrix	Fractions	Collection Date
22071331-001	UMW-102-WG-20220719	Groundwater	4	07/19/2022 12:35
22071331-002	UMW-105-WG-20220720	Groundwater	4	07/20/2022 12:25
22071331-003	UMW-106R-WG-20220720	Groundwater	4	07/20/2022 9:45
22071331-004	UMW-109-WG-20220719	Groundwater	4	07/19/2022 16:30
22071331-005	UMW-111A-WG-20220719	Groundwater	4	07/19/2022 15:20
22071331-006	UMW-116-WG-20220720	Groundwater	4	07/20/2022 8:40
22071331-007	UMW-118-WG-20220719	Groundwater	4	07/19/2022 17:05
22071331-008	UMW-119-WG-20220719	Groundwater	4	07/19/2022 16:00
22071331-009	UMW-120-WG-20220719	Groundwater	4	07/19/2022 13:35
22071331-010	UMW-121-WG-20220720	Groundwater	4	07/20/2022 11:40
22071331-011	UMW-122-WG-20220720	Groundwater	4	07/20/2022 10:40
22071331-012	UMW-123-WG-20220720	Groundwater	4	07/20/2022 11:25
22071331-013	UMW-124-WG-20220721	Groundwater	4	07/20/2022 10:10
22071331-014	UMW-125-WG-20220720	Groundwater	4	07/20/2022 13:05
22071331-015	UMW-126-WG-20220721	Groundwater	4	07/21/2022 9:15
22071331-016	UMW-127-WG-20220720	Groundwater	4	07/20/2022 14:10
22071331-017	UMW-300-WG-20220719	Groundwater	4	07/19/2022 15:10
22071331-018	UMW-301R-WG-20220720	Groundwater	4	07/20/2022 14:20
22071331-019	UMW-302-WG-20220721	Groundwater	4	07/21/2022 10:00
22071331-020	UMW-304R-WG-20220720	Groundwater	4	07/20/2022 13:30
22071331-021	UMW-305-WG-20220720	Groundwater	4	07/20/2022 10:40
22071331-022	UMW-306-WG-20220720	Groundwater	4	07/20/2022 9:45
22071331-023	UMW-307-WG-20220720	Groundwater	4	07/20/2022 8:40
22071331-024	UMW-308-WG-20220721	Groundwater	4	07/21/2022 9:00
22071331-025	DUP 001-WG-20220721	Groundwater	4	07/21/2022 0:00
22071331-026	DUP 002-WG-20220721	Groundwater	4	07/21/2022 0:00
22071331-027	DUP 003-WG-20220721	Groundwater	4	07/21/2022 0:00
22071331-028	EB-01-WQ-20220719	Aqueous	4	07/19/2022 11:15
22071331-029	TB-01-WQ-20220719	Trip Blank	1	07/21/2022 13:20
22071331-030	EB-02-WQ-20220721	Aqueous	4	07/21/2022 8:20



Dates Report

<http://www.teklabinc.com/>

Client: ERM

Work Order: 22071331

Client Project: Champaign GW

Report Date: 02-Aug-22

Sample ID	Client Sample ID	Collection Date	Received Date	Prep Date/Time	Analysis Date/Time
	Test Name				
22071331-001A	UMW-102-WG-20220719	07/19/2022 12:35	07/21/2022 13:20		
	SW-846 3510C,8270C, Semi-Volatile Organic Compounds			07/25/2022 12:11	07/26/2022 16:30
22071331-001B	UMW-102-WG-20220719	07/19/2022 12:35	07/21/2022 13:20		
	SW-846 3005A, 6010B, Metals by ICP (Total)			07/22/2022 16:06	07/26/2022 19:31
	SW-846 7470A (Total)			07/27/2022 7:00	07/27/2022 18:24
22071331-001C	UMW-102-WG-20220719	07/19/2022 12:35	07/21/2022 13:20		
	SW-846 9012A (Total)			07/22/2022 17:56	07/25/2022 14:16
22071331-001D	UMW-102-WG-20220719	07/19/2022 12:35	07/21/2022 13:20		
	SW-846 5030, 8260B, Volatile Organic Compounds by GC/MS				07/22/2022 15:14
22071331-002A	UMW-105-WG-20220720	07/20/2022 12:25	07/21/2022 13:20		
	SW-846 3510C,8270C, Semi-Volatile Organic Compounds			07/25/2022 14:55	07/27/2022 0:01
22071331-002B	UMW-105-WG-20220720	07/20/2022 12:25	07/21/2022 13:20		
	SW-846 3005A, 6010B, Metals by ICP (Total)			07/22/2022 16:06	07/26/2022 19:35
	SW-846 7470A (Total)			07/27/2022 7:00	07/27/2022 18:26
22071331-002C	UMW-105-WG-20220720	07/20/2022 12:25	07/21/2022 13:20		
	SW-846 9012A (Total)			07/22/2022 17:56	07/25/2022 14:20
22071331-002D	UMW-105-WG-20220720	07/20/2022 12:25	07/21/2022 13:20		
	SW-846 5030, 8260B, Volatile Organic Compounds by GC/MS				07/22/2022 15:38
22071331-003A	UMW-106R-WG-20220720	07/20/2022 9:45	07/21/2022 13:20		
	SW-846 3510C,8270C, Semi-Volatile Organic Compounds			07/25/2022 14:55	07/27/2022 0:41
22071331-003B	UMW-106R-WG-20220720	07/20/2022 9:45	07/21/2022 13:20		
	SW-846 3005A, 6010B, Metals by ICP (Total)			07/22/2022 16:06	07/26/2022 20:05
	SW-846 7470A (Total)			07/27/2022 7:00	07/27/2022 18:29
22071331-003C	UMW-106R-WG-20220720	07/20/2022 9:45	07/21/2022 13:20		
	SW-846 9012A (Total)			07/22/2022 17:56	07/25/2022 14:24
22071331-003D	UMW-106R-WG-20220720	07/20/2022 9:45	07/21/2022 13:20		
	SW-846 5030, 8260B, Volatile Organic Compounds by GC/MS				07/22/2022 16:03
22071331-004A	UMW-109-WG-20220719	07/19/2022 16:30	07/21/2022 13:20		
	SW-846 3510C,8270C, Semi-Volatile Organic Compounds			07/25/2022 12:11	07/26/2022 17:11
22071331-004B	UMW-109-WG-20220719	07/19/2022 16:30	07/21/2022 13:20		
	SW-846 3005A, 6010B, Metals by ICP (Total)			07/22/2022 16:06	07/26/2022 20:08
	SW-846 7470A (Total)			07/27/2022 7:00	07/27/2022 18:31
22071331-004C	UMW-109-WG-20220719	07/19/2022 16:30	07/21/2022 13:20		
	SW-846 9012A (Total)			07/22/2022 17:56	07/25/2022 14:29
22071331-004D	UMW-109-WG-20220719	07/19/2022 16:30	07/21/2022 13:20		



Dates Report

<http://www.teklabinc.com/>

Client: ERM

Work Order: 22071331

Client Project: Champaign GW

Report Date: 02-Aug-22

Sample ID	Client Sample ID	Collection Date	Received Date	Prep Date/Time	Analysis Date/Time
	SW-846 5030, 8260B, Volatile Organic Compounds by GC/MS				07/22/2022 16:27
22071331-005A	UMW-111A-WG-20220719	07/19/2022 15:20	07/21/2022 13:20		
	SW-846 3510C,8270C, Semi-Volatile Organic Compounds			07/25/2022 12:11	07/26/2022 19:55
22071331-005B	UMW-111A-WG-20220719	07/19/2022 15:20	07/21/2022 13:20		
	SW-846 3005A, 6010B, Metals by ICP (Total)			07/22/2022 16:06	07/26/2022 20:12
	SW-846 7470A (Total)			07/27/2022 7:00	07/27/2022 18:33
22071331-005C	UMW-111A-WG-20220719	07/19/2022 15:20	07/21/2022 13:20		
	SW-846 9012A (Total)			07/22/2022 17:56	07/25/2022 14:33
22071331-005D	UMW-111A-WG-20220719	07/19/2022 15:20	07/21/2022 13:20		
	SW-846 5030, 8260B, Volatile Organic Compounds by GC/MS				07/22/2022 16:52
22071331-006A	UMW-116-WG-20220720	07/20/2022 8:40	07/21/2022 13:20		
	SW-846 3510C,8270C, Semi-Volatile Organic Compounds			07/26/2022 17:11	07/27/2022 21:50
22071331-006B	UMW-116-WG-20220720	07/20/2022 8:40	07/21/2022 13:20		
	SW-846 3005A, 6010B, Metals by ICP (Total)			07/22/2022 16:06	07/26/2022 20:16
	SW-846 7470A (Total)			07/27/2022 7:00	07/27/2022 18:35
22071331-006C	UMW-116-WG-20220720	07/20/2022 8:40	07/21/2022 13:20		
	SW-846 9012A (Total)			07/22/2022 17:56	07/25/2022 14:38
22071331-006D	UMW-116-WG-20220720	07/20/2022 8:40	07/21/2022 13:20		
	SW-846 5030, 8260B, Volatile Organic Compounds by GC/MS				07/22/2022 17:17
22071331-007A	UMW-118-WG-20220719	07/19/2022 17:05	07/21/2022 13:20		
	SW-846 3510C,8270C, Semi-Volatile Organic Compounds			07/25/2022 12:11	07/26/2022 20:36
22071331-007B	UMW-118-WG-20220719	07/19/2022 17:05	07/21/2022 13:20		
	SW-846 3005A, 6010B, Metals by ICP (Total)			07/22/2022 16:06	07/26/2022 20:19
	SW-846 7470A (Total)			07/27/2022 7:00	07/27/2022 18:38
22071331-007C	UMW-118-WG-20220719	07/19/2022 17:05	07/21/2022 13:20		
	SW-846 9012A (Total)			07/22/2022 17:56	07/25/2022 14:42
22071331-007D	UMW-118-WG-20220719	07/19/2022 17:05	07/21/2022 13:20		
	SW-846 5030, 8260B, Volatile Organic Compounds by GC/MS				07/22/2022 18:03
22071331-008A	UMW-119-WG-20220719	07/19/2022 16:00	07/21/2022 13:20		
	SW-846 3510C,8270C, Semi-Volatile Organic Compounds			07/25/2022 12:11	07/26/2022 21:17
22071331-008B	UMW-119-WG-20220719	07/19/2022 16:00	07/21/2022 13:20		
	SW-846 3005A, 6010B, Metals by ICP (Total)			07/22/2022 16:06	07/26/2022 20:23
	SW-846 7470A (Total)			07/27/2022 7:00	07/27/2022 18:40
22071331-008C	UMW-119-WG-20220719	07/19/2022 16:00	07/21/2022 13:20		
	SW-846 9012A (Total)			07/22/2022 17:56	07/25/2022 14:46



Dates Report

<http://www.teklabinc.com/>

Client: ERM

Work Order: 22071331

Client Project: Champaign GW

Report Date: 02-Aug-22

Sample ID	Client Sample ID	Collection Date	Received Date	Prep Date/Time	Analysis Date/Time
	Test Name				
22071331-008D	UMW-119-WG-20220719	07/19/2022 16:00	07/21/2022 13:20		
	SW-846 5030, 8260B, Volatile Organic Compounds by GC/MS				07/22/2022 18:33
22071331-009A	UMW-120-WG-20220719	07/19/2022 13:35	07/21/2022 13:20		
	SW-846 3510C,8270C, Semi-Volatile Organic Compounds			07/25/2022 14:55	07/26/2022 21:58
22071331-009B	UMW-120-WG-20220719	07/19/2022 13:35	07/21/2022 13:20		
	SW-846 3005A, 6010B, Metals by ICP (Total)			07/22/2022 16:06	07/26/2022 20:42
	SW-846 7470A (Total)			07/27/2022 7:00	07/27/2022 18:47
22071331-009C	UMW-120-WG-20220719	07/19/2022 13:35	07/21/2022 13:20		
	SW-846 9012A (Total)			07/22/2022 17:56	07/25/2022 14:50
22071331-009D	UMW-120-WG-20220719	07/19/2022 13:35	07/21/2022 13:20		
	SW-846 5030, 8260B, Volatile Organic Compounds by GC/MS				07/22/2022 19:08
22071331-010A	UMW-121-WG-20220720	07/20/2022 11:40	07/21/2022 13:20		
	SW-846 3510C,8270C, Semi-Volatile Organic Compounds			07/26/2022 17:11	07/27/2022 22:31
22071331-010B	UMW-121-WG-20220720	07/20/2022 11:40	07/21/2022 13:20		
	SW-846 3005A, 6010B, Metals by ICP (Total)			07/22/2022 16:06	07/26/2022 20:46
	SW-846 7470A (Total)			07/27/2022 7:00	07/27/2022 18:49
22071331-010C	UMW-121-WG-20220720	07/20/2022 11:40	07/21/2022 13:20		
	SW-846 9012A (Total)			07/22/2022 17:56	07/25/2022 15:55
22071331-010D	UMW-121-WG-20220720	07/20/2022 11:40	07/21/2022 13:20		
	SW-846 5030, 8260B, Volatile Organic Compounds by GC/MS				07/22/2022 19:38
22071331-011A	UMW-122-WG-20220720	07/20/2022 10:40	07/21/2022 13:20		
	SW-846 3510C,8270C, Semi-Volatile Organic Compounds			07/26/2022 17:11	07/27/2022 23:12
22071331-011B	UMW-122-WG-20220720	07/20/2022 10:40	07/21/2022 13:20		
	SW-846 3005A, 6010B, Metals by ICP (Total)			07/22/2022 16:06	07/26/2022 20:49
	SW-846 7470A (Total)			07/27/2022 7:00	07/27/2022 18:51
22071331-011C	UMW-122-WG-20220720	07/20/2022 10:40	07/21/2022 13:20		
	SW-846 9012A (Total)			07/22/2022 17:56	07/25/2022 15:21
22071331-011D	UMW-122-WG-20220720	07/20/2022 10:40	07/21/2022 13:20		
	SW-846 5030, 8260B, Volatile Organic Compounds by GC/MS				07/22/2022 20:08
22071331-012A	UMW-123-WG-20220720	07/20/2022 11:25	07/21/2022 13:20		
	SW-846 3510C,8270C, Semi-Volatile Organic Compounds			07/26/2022 17:11	07/27/2022 23:53
22071331-012B	UMW-123-WG-20220720	07/20/2022 11:25	07/21/2022 13:20		
	SW-846 3005A, 6010B, Metals by ICP (Total)			07/22/2022 18:41	07/25/2022 15:54
	SW-846 7470A (Total)			07/27/2022 16:04	07/28/2022 11:28
22071331-012C	UMW-123-WG-20220720	07/20/2022 11:25	07/21/2022 13:20		



Dates Report

<http://www.teklabinc.com/>

Client: ERM

Work Order: 22071331

Client Project: Champaign GW

Report Date: 02-Aug-22

Sample ID	Client Sample ID	Collection Date	Received Date	Prep Date/Time	Analysis Date/Time
	SW-846 9012A (Total)			07/22/2022 17:56	07/25/2022 15:25
22071331-012D	UMW-123-WG-20220720	07/20/2022 11:25	07/21/2022 13:20		
	SW-846 5030, 8260B, Volatile Organic Compounds by GC/MS				07/22/2022 20:36
22071331-013A	UMW-124-WG-20220721	07/20/2022 10:10	07/21/2022 13:20		
	SW-846 3510C,8270C, Semi-Volatile Organic Compounds			07/26/2022 17:11	07/28/2022 0:35
	SW-846 3510C,8270C, Semi-Volatile Organic Compounds			07/26/2022 17:11	07/28/2022 15:27
22071331-013B	UMW-124-WG-20220721	07/20/2022 10:10	07/21/2022 13:20		
	SW-846 3005A, 6010B, Metals by ICP (Total)			07/22/2022 18:41	07/25/2022 15:56
	SW-846 7470A (Total)			07/27/2022 16:04	07/28/2022 11:34
22071331-013C	UMW-124-WG-20220721	07/20/2022 10:10	07/21/2022 13:20		
	SW-846 9012A (Total)			07/22/2022 17:56	07/25/2022 15:29
22071331-013D	UMW-124-WG-20220721	07/20/2022 10:10	07/21/2022 13:20		
	SW-846 5030, 8260B, Volatile Organic Compounds by GC/MS				07/22/2022 21:04
22071331-014A	UMW-125-WG-20220720	07/20/2022 13:05	07/21/2022 13:20		
	SW-846 3510C,8270C, Semi-Volatile Organic Compounds			07/26/2022 19:29	07/28/2022 1:16
22071331-014B	UMW-125-WG-20220720	07/20/2022 13:05	07/21/2022 13:20		
	SW-846 3005A, 6010B, Metals by ICP (Total)			07/22/2022 18:41	07/25/2022 15:58
	SW-846 7470A (Total)			07/27/2022 16:04	07/28/2022 11:37
22071331-014C	UMW-125-WG-20220720	07/20/2022 13:05	07/21/2022 13:20		
	SW-846 9012A (Total)			07/22/2022 17:56	07/25/2022 15:34
22071331-014D	UMW-125-WG-20220720	07/20/2022 13:05	07/21/2022 13:20		
	SW-846 5030, 8260B, Volatile Organic Compounds by GC/MS				07/22/2022 21:32
22071331-015A	UMW-126-WG-20220721	07/21/2022 9:15	07/21/2022 13:20		
	SW-846 3510C,8270C, Semi-Volatile Organic Compounds			07/27/2022 12:02	07/28/2022 9:59
22071331-015B	UMW-126-WG-20220721	07/21/2022 9:15	07/21/2022 13:20		
	SW-846 3005A, 6010B, Metals by ICP (Total)			07/22/2022 18:41	07/25/2022 15:59
	SW-846 7470A (Total)			07/27/2022 16:04	07/28/2022 11:39
22071331-015C	UMW-126-WG-20220721	07/21/2022 9:15	07/21/2022 13:20		
	SW-846 9012A (Total)			07/22/2022 17:56	07/25/2022 11:53
22071331-015D	UMW-126-WG-20220721	07/21/2022 9:15	07/21/2022 13:20		
	SW-846 5030, 8260B, Volatile Organic Compounds by GC/MS				07/22/2022 22:00
22071331-016A	UMW-127-WG-20220720	07/20/2022 14:10	07/21/2022 13:20		
	SW-846 3510C,8270C, Semi-Volatile Organic Compounds			07/26/2022 19:29	07/28/2022 1:57
22071331-016B	UMW-127-WG-20220720	07/20/2022 14:10	07/21/2022 13:20		
	SW-846 3005A, 6010B, Metals by ICP (Total)			07/22/2022 18:41	07/25/2022 16:01



Dates Report

<http://www.teklabinc.com/>

Client: ERM

Work Order: 22071331

Client Project: Champaign GW

Report Date: 02-Aug-22

Sample ID	Client Sample ID	Collection Date	Received Date	Prep Date/Time	Analysis Date/Time
	Test Name				
	SW-846 7470A (Total)			07/27/2022 16:04	07/28/2022 11:41
22071331-016C	UMW-127-WG-20220720	07/20/2022 14:10	07/21/2022 13:20		
	SW-846 9012A (Total)			07/22/2022 17:56	07/25/2022 15:38
22071331-016D	UMW-127-WG-20220720	07/20/2022 14:10	07/21/2022 13:20		
	SW-846 5030, 8260B, Volatile Organic Compounds by GC/MS				07/22/2022 22:28
22071331-017A	UMW-300-WG-20220719	07/19/2022 15:10	07/21/2022 13:20		
	SW-846 3510C,8270C, Semi-Volatile Organic Compounds			07/25/2022 14:55	07/26/2022 22:39
22071331-017B	UMW-300-WG-20220719	07/19/2022 15:10	07/21/2022 13:20		
	SW-846 3005A, 6010B, Metals by ICP (Total)			07/22/2022 18:41	07/25/2022 16:02
	SW-846 7470A (Total)			07/27/2022 16:04	07/28/2022 11:43
22071331-017C	UMW-300-WG-20220719	07/19/2022 15:10	07/21/2022 13:20		
	SW-846 9012A (Total)			07/22/2022 17:56	07/25/2022 12:28
22071331-017D	UMW-300-WG-20220719	07/19/2022 15:10	07/21/2022 13:20		
	SW-846 5030, 8260B, Volatile Organic Compounds by GC/MS				07/22/2022 22:55
22071331-018A	UMW-301R-WG-20220720	07/20/2022 14:20	07/21/2022 13:20		
	SW-846 3510C,8270C, Semi-Volatile Organic Compounds			07/26/2022 19:29	07/28/2022 2:38
22071331-018B	UMW-301R-WG-20220720	07/20/2022 14:20	07/21/2022 13:20		
	SW-846 3005A, 6010B, Metals by ICP (Total)			07/22/2022 18:41	07/25/2022 16:08
	SW-846 7470A (Total)			07/27/2022 16:04	07/28/2022 11:46
22071331-018C	UMW-301R-WG-20220720	07/20/2022 14:20	07/21/2022 13:20		
	SW-846 9012A (Total)			07/26/2022 14:28	07/27/2022 12:29
22071331-018D	UMW-301R-WG-20220720	07/20/2022 14:20	07/21/2022 13:20		
	SW-846 5030, 8260B, Volatile Organic Compounds by GC/MS				07/22/2022 23:23
22071331-019A	UMW-302-WG-20220721	07/21/2022 10:00	07/21/2022 13:20		
	SW-846 3510C,8270C, Semi-Volatile Organic Compounds			07/27/2022 12:02	07/28/2022 10:41
	SW-846 3510C,8270C, Semi-Volatile Organic Compounds			07/27/2022 12:02	07/28/2022 14:47
22071331-019B	UMW-302-WG-20220721	07/21/2022 10:00	07/21/2022 13:20		
	SW-846 3005A, 6010B, Metals by ICP (Total)			07/22/2022 18:41	07/25/2022 16:10
	SW-846 7470A (Total)			07/27/2022 16:04	07/28/2022 11:48
22071331-019C	UMW-302-WG-20220721	07/21/2022 10:00	07/21/2022 13:20		
	SW-846 9012A (Total)			07/26/2022 14:28	07/27/2022 14:26
22071331-019D	UMW-302-WG-20220721	07/21/2022 10:00	07/21/2022 13:20		
	SW-846 5030, 8260B, Volatile Organic Compounds by GC/MS				07/22/2022 23:50
22071331-020A	UMW-304R-WG-20220720	07/20/2022 13:30	07/21/2022 13:20		
	SW-846 3510C,8270C, Semi-Volatile Organic Compounds			07/26/2022 19:29	07/28/2022 3:19



Dates Report

<http://www.teklabinc.com/>

Client: ERM

Work Order: 22071331

Client Project: Champaign GW

Report Date: 02-Aug-22

Sample ID	Client Sample ID	Collection Date	Received Date	Prep Date/Time	Analysis Date/Time
	Test Name				
22071331-020B	UMW-304R-WG-20220720	07/20/2022 13:30	07/21/2022 13:20		
	SW-846 3005A, 6010B, Metals by ICP (Total)			07/22/2022 18:41	07/25/2022 16:20
	SW-846 7470A (Total)			07/27/2022 16:04	07/28/2022 11:50
22071331-020C	UMW-304R-WG-20220720	07/20/2022 13:30	07/21/2022 13:20		
	SW-846 9012A (Total)			07/26/2022 14:28	07/27/2022 13:00
22071331-020D	UMW-304R-WG-20220720	07/20/2022 13:30	07/21/2022 13:20		
	SW-846 5030, 8260B, Volatile Organic Compounds by GC/MS				07/23/2022 0:17
22071331-021A	UMW-305-WG-20220720	07/20/2022 10:40	07/21/2022 13:20		
	SW-846 3510C,8270C, Semi-Volatile Organic Compounds			07/26/2022 19:29	07/28/2022 4:00
22071331-021B	UMW-305-WG-20220720	07/20/2022 10:40	07/21/2022 13:20		
	SW-846 3005A, 6010B, Metals by ICP (Total)			07/22/2022 18:41	07/25/2022 16:22
	SW-846 7470A (Total)			07/27/2022 16:04	07/28/2022 11:52
22071331-021C	UMW-305-WG-20220720	07/20/2022 10:40	07/21/2022 13:20		
	SW-846 9012A (Total)			07/26/2022 14:28	07/27/2022 13:04
22071331-021D	UMW-305-WG-20220720	07/20/2022 10:40	07/21/2022 13:20		
	SW-846 5030, 8260B, Volatile Organic Compounds by GC/MS				07/23/2022 0:44
22071331-022A	UMW-306-WG-20220720	07/20/2022 9:45	07/21/2022 13:20		
	SW-846 3510C,8270C, Semi-Volatile Organic Compounds			07/26/2022 19:29	07/28/2022 4:41
22071331-022B	UMW-306-WG-20220720	07/20/2022 9:45	07/21/2022 13:20		
	SW-846 3005A, 6010B, Metals by ICP (Total)			07/22/2022 18:41	07/25/2022 16:23
	SW-846 7470A (Total)			07/27/2022 7:00	07/27/2022 18:53
22071331-022C	UMW-306-WG-20220720	07/20/2022 9:45	07/21/2022 13:20		
	SW-846 9012A (Total)			07/22/2022 17:56	07/25/2022 11:01
22071331-022D	UMW-306-WG-20220720	07/20/2022 9:45	07/21/2022 13:20		
	SW-846 5030, 8260B, Volatile Organic Compounds by GC/MS				07/22/2022 17:41
22071331-023A	UMW-307-WG-20220720	07/20/2022 8:40	07/21/2022 13:20		
	SW-846 3510C,8270C, Semi-Volatile Organic Compounds			07/25/2022 14:55	07/27/2022 1:22
22071331-023B	UMW-307-WG-20220720	07/20/2022 8:40	07/21/2022 13:20		
	SW-846 3005A, 6010B, Metals by ICP (Total)			07/22/2022 18:41	07/25/2022 16:28
	SW-846 7470A (Total)			07/27/2022 16:04	07/28/2022 11:55
22071331-023C	UMW-307-WG-20220720	07/20/2022 8:40	07/21/2022 13:20		
	SW-846 9012A (Total)			07/22/2022 17:56	07/25/2022 12:10
22071331-023D	UMW-307-WG-20220720	07/20/2022 8:40	07/21/2022 13:20		
	SW-846 5030, 8260B, Volatile Organic Compounds by GC/MS				07/25/2022 10:07
22071331-024A	UMW-308-WG-20220721	07/21/2022 9:00	07/21/2022 13:20		



Dates Report

<http://www.teklabinc.com/>

Client: ERM

Work Order: 22071331

Client Project: Champaign GW

Report Date: 02-Aug-22

Sample ID	Client Sample ID	Collection Date	Received Date	Prep Date/Time	Analysis Date/Time
	SW-846 3510C,8270C, Semi-Volatile Organic Compounds			07/27/2022 12:02	07/28/2022 11:22
22071331-024B	UMW-308-WG-20220721	07/21/2022 9:00	07/21/2022 13:20		
	SW-846 3005A, 6010B, Metals by ICP (Total)			07/22/2022 18:41	07/25/2022 16:51
	SW-846 7470A (Total)			07/27/2022 16:04	07/28/2022 12:06
22071331-024C	UMW-308-WG-20220721	07/21/2022 9:00	07/21/2022 13:20		
	SW-846 9012A (Total)			07/25/2022 17:57	07/26/2022 8:37
22071331-024D	UMW-308-WG-20220721	07/21/2022 9:00	07/21/2022 13:20		
	SW-846 5030, 8260B, Volatile Organic Compounds by GC/MS				07/25/2022 11:58
22071331-025A	DUP 001-WG-20220721	07/21/2022 0:00	07/21/2022 13:20		
	SW-846 3510C,8270C, Semi-Volatile Organic Compounds			07/27/2022 12:02	07/28/2022 12:03
	SW-846 3510C,8270C, Semi-Volatile Organic Compounds			07/27/2022 12:02	07/28/2022 16:08
22071331-025B	DUP 001-WG-20220721	07/21/2022 0:00	07/21/2022 13:20		
	SW-846 3005A, 6010B, Metals by ICP (Total)			07/22/2022 18:43	07/26/2022 21:12
	SW-846 7470A (Total)			07/27/2022 16:04	07/28/2022 12:08
22071331-025C	DUP 001-WG-20220721	07/21/2022 0:00	07/21/2022 13:20		
	SW-846 9012A (Total)			07/25/2022 17:57	07/26/2022 8:41
22071331-025D	DUP 001-WG-20220721	07/21/2022 0:00	07/21/2022 13:20		
	SW-846 5030, 8260B, Volatile Organic Compounds by GC/MS				07/23/2022 2:14
22071331-026A	DUP 002-WG-20220721	07/21/2022 0:00	07/21/2022 13:20		
	SW-846 3510C,8270C, Semi-Volatile Organic Compounds			07/27/2022 12:02	07/28/2022 12:44
22071331-026B	DUP 002-WG-20220721	07/21/2022 0:00	07/21/2022 13:20		
	SW-846 3005A, 6010B, Metals by ICP (Total)			07/22/2022 18:43	07/26/2022 21:30
	SW-846 7470A (Total)			07/27/2022 16:04	07/28/2022 12:11
22071331-026C	DUP 002-WG-20220721	07/21/2022 0:00	07/21/2022 13:20		
	SW-846 9012A (Total)			07/25/2022 17:57	07/26/2022 8:45
22071331-026D	DUP 002-WG-20220721	07/21/2022 0:00	07/21/2022 13:20		
	SW-846 5030, 8260B, Volatile Organic Compounds by GC/MS				07/23/2022 2:38
22071331-027A	DUP 003-WG-20220721	07/21/2022 0:00	07/21/2022 13:20		
	SW-846 3510C,8270C, Semi-Volatile Organic Compounds			07/27/2022 12:02	07/28/2022 13:25
	SW-846 3510C,8270C, Semi-Volatile Organic Compounds			07/27/2022 12:02	07/28/2022 17:30
22071331-027B	DUP 003-WG-20220721	07/21/2022 0:00	07/21/2022 13:20		
	SW-846 3005A, 6010B, Metals by ICP (Total)			07/22/2022 18:43	07/26/2022 21:34
	SW-846 7470A (Total)			07/27/2022 16:04	07/28/2022 12:13
22071331-027C	DUP 003-WG-20220721	07/21/2022 0:00	07/21/2022 13:20		
	SW-846 9012A (Total)			07/25/2022 17:57	07/26/2022 9:42



Dates Report

<http://www.teklabinc.com/>

Client: ERM

Work Order: 22071331

Client Project: Champaign GW

Report Date: 02-Aug-22

Sample ID	Client Sample ID	Collection Date	Received Date	Prep Date/Time	Analysis Date/Time
	Test Name				
22071331-027D	DUP 003-WG-20220721	07/21/2022 0:00	07/21/2022 13:20		
	SW-846 5030, 8260B, Volatile Organic Compounds by GC/MS				07/23/2022 3:02
22071331-028A	EB-01-WQ-20220719	07/19/2022 11:15	07/21/2022 13:20		
	SW-846 3510C,8270C, Semi-Volatile Organic Compounds			07/25/2022 14:55	07/26/2022 23:20
22071331-028B	EB-01-WQ-20220719	07/19/2022 11:15	07/21/2022 13:20		
	SW-846 3005A, 6010B, Metals by ICP (Total)			07/22/2022 18:43	07/26/2022 21:45
	SW-846 7470A (Total)			07/27/2022 16:04	07/28/2022 12:15
22071331-028C	EB-01-WQ-20220719	07/19/2022 11:15	07/21/2022 13:20		
	SW-846 9012A (Total)			07/25/2022 17:57	07/26/2022 8:54
22071331-028D	EB-01-WQ-20220719	07/19/2022 11:15	07/21/2022 13:20		
	SW-846 5030, 8260B, Volatile Organic Compounds by GC/MS				07/22/2022 17:00
22071331-029A	TB-01-WQ-20220719	07/21/2022 13:20	07/21/2022 13:20		
	SW-846 5030, 8260B, Volatile Organic Compounds by GC/MS				07/22/2022 17:31
22071331-030A	EB-02-WQ-20220721	07/21/2022 8:20	07/21/2022 13:20		
	SW-846 3510C,8270C, Semi-Volatile Organic Compounds			07/29/2022 11:43	07/29/2022 15:04
22071331-030B	EB-02-WQ-20220721	07/21/2022 8:20	07/21/2022 13:20		
	SW-846 3005A, 6010B, Metals by ICP (Total)			07/22/2022 18:43	07/26/2022 21:49
	SW-846 7470A (Total)			07/27/2022 16:04	07/28/2022 12:17
22071331-030C	EB-02-WQ-20220721	07/21/2022 8:20	07/21/2022 13:20		
	SW-846 9012A (Total)			07/25/2022 17:57	07/26/2022 8:59
22071331-030D	EB-02-WQ-20220721	07/21/2022 8:20	07/21/2022 13:20		
	SW-846 5030, 8260B, Volatile Organic Compounds by GC/MS				07/22/2022 22:35



Quality Control Results

<http://www.teklabinc.com/>

Client: ERM

Work Order: 22071331

Client Project: Champaign GW

Report Date: 02-Aug-22

SW-846 9012A (TOTAL)

Batch 194864		SampType: MBLK		Units mg/L							Date Analyzed
SampID: MBLK 220722 TCN1											
Analyses	Cert	RL	Qual	Result	Spike	SPK Ref Val	%REC	Low Limit	High Limit	Date Analyzed	
Cyanide		0.005		< 0.005	0.0015	0	0	-100	100	07/25/2022	

Batch 194864		SampType: LCS		Units mg/L							Date Analyzed
SampID: LCS 220722 TCN1											
Analyses	Cert	RL	Qual	Result	Spike	SPK Ref Val	%REC	Low Limit	High Limit	Date Analyzed	
Cyanide		0.005		0.025	0.0250	0	100.7	90	110	07/25/2022	

Batch 194864		SampType: MS		Units mg/L							Date Analyzed
SampID: 22071331-022CMS											
Analyses	Cert	RL	Qual	Result	Spike	SPK Ref Val	%REC	Low Limit	High Limit	Date Analyzed	
Cyanide		0.005		0.038	0.0250	0.01304	98.7	75	125	07/25/2022	

Batch 194864		SampType: MSD		Units mg/L							RPD Limit: 15	Date Analyzed
SampID: 22071331-022CMSD												
Analyses	Cert	RL	Qual	Result	Spike	SPK Ref Val	%REC	RPD Ref Val	%RPD	Date Analyzed		
Cyanide		0.005		0.038	0.0250	0.01304	101.3	0.03772	1.70	07/25/2022		

Batch 194865		SampType: MBLK		Units mg/L							Date Analyzed
SampID: MBLK 220722 TCN2											
Analyses	Cert	RL	Qual	Result	Spike	SPK Ref Val	%REC	Low Limit	High Limit	Date Analyzed	
Cyanide		0.005		< 0.005	0.0015	0	0	-100	100	07/25/2022	

Batch 194865		SampType: LCS		Units mg/L							Date Analyzed
SampID: LCS 220722 TCN2											
Analyses	Cert	RL	Qual	Result	Spike	SPK Ref Val	%REC	Low Limit	High Limit	Date Analyzed	
Cyanide		0.005		0.025	0.0250	0	100.5	85	115	07/25/2022	

Batch 194865		SampType: MS		Units mg/L							Date Analyzed
SampID: 22071331-015CMS											
Analyses	Cert	RL	Qual	Result	Spike	SPK Ref Val	%REC	Low Limit	High Limit	Date Analyzed	
Cyanide		0.005		0.024	0.0250	0	95.1	75	125	07/25/2022	

Batch 194865		SampType: MSD		Units mg/L							RPD Limit: 15	Date Analyzed
SampID: 22071331-015CMSD												
Analyses	Cert	RL	Qual	Result	Spike	SPK Ref Val	%REC	RPD Ref Val	%RPD	Date Analyzed		
Cyanide		0.005		0.025	0.0250	0	98.2	0.02378	3.17	07/25/2022		



Quality Control Results

<http://www.teklabinc.com/>

Client: ERM

Work Order: 22071331

Client Project: Champaign GW

Report Date: 02-Aug-22

SW-846 9012A (TOTAL)

Batch 194865		SampType: MS		Units mg/L							
SampID: 22071331-023CMS											
Analyses	Cert	RL	Qual	Result	Spike	SPK Ref Val	%REC	Low Limit	High Limit	Date Analyzed	
Cyanide		0.005	E	0.054	0.0250	0.03122	89.4	75	125	07/25/2022	

Batch 194865		SampType: MSD		Units mg/L							
SampID: 22071331-023CMSD											
											RPD Limit: 15
Analyses	Cert	RL	Qual	Result	Spike	SPK Ref Val	%REC	RPD Ref Val	%RPD	Date Analyzed	
Cyanide		0.005	E	0.055	0.0250	0.03122	95.9	0.05356	3.01	07/25/2022	

Batch 194937		SampType: MBLK		Units mg/L							
SampID: MBLK 220725 TCN1											
Analyses	Cert	RL	Qual	Result	Spike	SPK Ref Val	%REC	Low Limit	High Limit	Date Analyzed	
Cyanide		0.005		< 0.005	0.0015	0	0	-100	100	07/26/2022	

Batch 194937		SampType: LCS		Units mg/L							
SampID: LCS 220725 TCN1											
Analyses	Cert	RL	Qual	Result	Spike	SPK Ref Val	%REC	Low Limit	High Limit	Date Analyzed	
Cyanide		0.005		0.025	0.0250	0	99.1	90	110	07/26/2022	

Batch 194985		SampType: MBLK		Units mg/L							
SampID: MBLK 220726 TCN1											
Analyses	Cert	RL	Qual	Result	Spike	SPK Ref Val	%REC	Low Limit	High Limit	Date Analyzed	
Cyanide		0.005		< 0.005	0.0015	0	0	-100	100	07/27/2022	

Batch 194985		SampType: LCS		Units mg/L							
SampID: LCS 220726 TCN1											
Analyses	Cert	RL	Qual	Result	Spike	SPK Ref Val	%REC	Low Limit	High Limit	Date Analyzed	
Cyanide		0.005		0.025	0.0250	0	100.0	90	110	07/27/2022	



Quality Control Results

<http://www.teklabinc.com/>

Client: ERM

Work Order: 22071331

Client Project: Champaign GW

Report Date: 02-Aug-22

SW-846 3005A, 6010B, METALS BY ICP (TOTAL)

Batch 194875 **SampType: MBLK** Units mg/L

SampID: MBLK-194875

Analyses	Cert	RL	Qual	Result	Spike	SPK Ref Val	%REC	Low Limit	High Limit	Date Analyzed
Arsenic		0.0250		< 0.0250	0.0087	0	0	-100	100	07/26/2022
Barium		0.0025		< 0.0025	0.0007	0	0	-100	100	07/26/2022
Cadmium		0.0020		< 0.0020	0.0005	0	0	-100	100	07/26/2022
Chromium		0.0050		< 0.0050	0.0028	0	0	-100	100	07/26/2022
Lead		0.0150		< 0.0150	0.0040	0	0	-100	100	07/26/2022
Selenium		0.0400		< 0.0400	0.0170	0	0	-100	100	07/26/2022
Silver		0.0070		< 0.0070	0.0027	0	0	-100	100	07/26/2022

Batch 194875 **SampType: LCS** Units mg/L

SampID: LCS-194875

Analyses	Cert	RL	Qual	Result	Spike	SPK Ref Val	%REC	Low Limit	High Limit	Date Analyzed
Arsenic		0.0250		0.525	0.5000	0	105.0	85	115	07/26/2022
Barium		0.0025		2.03	2.000	0	101.4	85	115	07/26/2022
Cadmium		0.0020		0.0511	0.0500	0	102.2	85	115	07/26/2022
Chromium		0.0050		0.200	0.2000	0	100.2	85	115	07/26/2022
Lead		0.0150		0.515	0.5000	0	103.0	85	115	07/26/2022
Selenium		0.0400		0.513	0.5000	0	102.6	85	115	07/26/2022
Silver		0.0070		0.0508	0.0500	0	101.6	85	115	07/26/2022

Batch 194875 **SampType: MS** Units mg/L

SampID: 22071331-011BMS

Analyses	Cert	RL	Qual	Result	Spike	SPK Ref Val	%REC	Low Limit	High Limit	Date Analyzed
Arsenic		0.0250		0.541	0.5000	0	108.2	75	125	07/26/2022
Barium		0.0025		2.10	2.000	0.03400	103.5	75	125	07/26/2022
Cadmium		0.0020		0.0512	0.0500	0	102.4	75	125	07/26/2022
Chromium		0.0050		0.204	0.2000	0	102.2	75	125	07/26/2022
Lead		0.0150		0.518	0.5000	0	103.5	75	125	07/26/2022
Selenium		0.0400		0.522	0.5000	0	104.4	75	125	07/26/2022
Silver		0.0070		0.0519	0.0500	0	103.8	75	125	07/26/2022



Quality Control Results

<http://www.teklabinc.com/>

Client: ERM

Work Order: 22071331

Client Project: Champaign GW

Report Date: 02-Aug-22

SW-846 3005A, 6010B, METALS BY ICP (TOTAL)

Batch 194875		SampType: MSD		Units mg/L				RPD Limit: 20			
SampID: 22071331-011BMSD											
Analyses	Cert	RL	Qual	Result	Spike	SPK Ref Val	%REC	RPD Ref Val	%RPD	Date Analyzed	
Arsenic		0.0250		0.529	0.5000	0	105.7	0.5408	2.26	07/26/2022	
Barium		0.0025		2.05	2.000	0.03400	100.6	2.104	2.80	07/26/2022	
Cadmium		0.0020		0.0501	0.0500	0	100.2	0.05120	2.17	07/26/2022	
Chromium		0.0050		0.199	0.2000	0	99.5	0.2043	2.68	07/26/2022	
Lead		0.0150		0.506	0.5000	0	101.3	0.5177	2.21	07/26/2022	
Selenium		0.0400		0.504	0.5000	0	100.8	0.5221	3.53	07/26/2022	
Silver		0.0070		0.0505	0.0500	0	101.0	0.05190	2.73	07/26/2022	

Batch 194876		SampType: MBLK		Units mg/L						Date Analyzed
SampID: MBLK-194876										
Analyses	Cert	RL	Qual	Result	Spike	SPK Ref Val	%REC	Low Limit	High Limit	Date Analyzed
Arsenic		0.0250		< 0.0250	0.0087	0	0	-100	100	07/25/2022
Barium		0.0025		< 0.0025	0.0007	0	0	-100	100	07/25/2022
Cadmium		0.0020		< 0.0020	0.0005	0	0	-100	100	07/25/2022
Chromium		0.0050		< 0.0050	0.0028	0	0	-100	100	07/25/2022
Lead		0.0150		< 0.0150	0.0040	0	0	-100	100	07/25/2022
Selenium		0.0400		< 0.0400	0.0170	0	0	-100	100	07/25/2022
Silver		0.0070		< 0.0070	0.0027	0	77.8	-100	100	07/25/2022

Batch 194876		SampType: LCS		Units mg/L						Date Analyzed
SampID: LCS-194876										
Analyses	Cert	RL	Qual	Result	Spike	SPK Ref Val	%REC	Low Limit	High Limit	Date Analyzed
Arsenic		0.0250		0.504	0.5000	0	100.8	85	115	07/25/2022
Barium		0.0025		1.96	2.000	0	98.0	85	115	07/26/2022
Cadmium		0.0020		0.0458	0.0500	0	91.6	85	115	07/25/2022
Chromium		0.0050		0.185	0.2000	0	92.7	85	115	07/25/2022
Lead		0.0150		0.466	0.5000	0	93.3	85	115	07/25/2022
Selenium		0.0400		0.484	0.5000	0	96.8	85	115	07/25/2022
Silver		0.0070	B	0.0500	0.0500	0	100.0	85	115	07/25/2022

Client: ERM

Work Order: 22071331

Client Project: Champaign GW

Report Date: 02-Aug-22

SW-846 3005A, 6010B, METALS BY ICP (TOTAL)

Batch 194876 **SampType: MS** Units mg/L

SamplD: 22071331-022BMS

Analyses	Cert	RL	Qual	Result	Spike	SPK Ref Val	%REC	Low Limit	High Limit	Date Analyzed
Arsenic		0.0250		0.510	0.5000	0	102.1	75	125	07/25/2022
Barium		0.0025		1.93	2.000	0.1105	91.0	75	125	07/25/2022
Cadmium		0.0020		0.0421	0.0500	0	84.2	75	125	07/25/2022
Chromium		0.0050		0.184	0.2000	0	92.2	75	125	07/25/2022
Lead		0.0150		0.458	0.5000	0	91.6	75	125	07/25/2022
Silver		0.0070	B	0.0489	0.0500	0	97.8	75	125	07/25/2022

Batch 194876 **SampType: MSD** Units mg/L

RPD Limit: 20

SamplD: 22071331-022BMSD

Analyses	Cert	RL	Qual	Result	Spike	SPK Ref Val	%REC	RPD Ref Val	%RPD	Date Analyzed
Arsenic		0.0250		0.510	0.5000	0	102.1	0.5103	0.00	07/25/2022
Barium		0.0025		1.95	2.000	0.1105	92.0	1.930	1.03	07/25/2022
Cadmium		0.0020		0.0423	0.0500	0	84.6	0.04210	0.47	07/25/2022
Chromium		0.0050		0.184	0.2000	0	91.9	0.1845	0.38	07/25/2022
Lead		0.0150		0.454	0.5000	0	90.9	0.4582	0.83	07/25/2022
Selenium		0.0400		0.486	0.5000	0	97.2	0.4859	0.02	07/25/2022
Silver		0.0070	B	0.0494	0.0500	0	98.8	0.04890	1.02	07/25/2022

Batch 194876 **SampType: MS** Units mg/L

SamplD: 22071331-023BMS

Analyses	Cert	RL	Qual	Result	Spike	SPK Ref Val	%REC	Low Limit	High Limit	Date Analyzed
Arsenic		0.0250		0.518	0.5000	0	103.7	75	125	07/25/2022
Barium		0.0025		1.94	2.000	0.1114	91.4	75	125	07/25/2022
Cadmium		0.0020		0.0418	0.0500	0	83.6	75	125	07/25/2022
Chromium		0.0050		0.185	0.2000	0	92.4	75	125	07/25/2022
Lead		0.0150		0.458	0.5000	0	91.6	75	125	07/25/2022
Selenium		0.0400		0.495	0.5000	0	99.1	75	125	07/25/2022
Silver		0.0070	B	0.0487	0.0500	0	97.4	75	125	07/25/2022



Quality Control Results

<http://www.teklabinc.com/>

Client: ERM

Work Order: 22071331

Client Project: Champaign GW

Report Date: 02-Aug-22

SW-846 3005A, 6010B, METALS BY ICP (TOTAL)

Batch 194876		SampType: MSD		Units mg/L				RPD Limit: 20			Date Analyzed
SampID: 22071331-023BMSD											
Analyses	Cert	RL	Qual	Result	Spike	SPK Ref Val	%REC	RPD Ref Val	%RPD	Date Analyzed	
Arsenic		0.0250		0.524	0.5000	0	104.8	0.5183	1.11	07/25/2022	
Barium		0.0025		1.94	2.000	0.1114	91.4	1.940	0.00	07/25/2022	
Cadmium		0.0020		0.0413	0.0500	0	82.6	0.04180	1.20	07/25/2022	
Chromium		0.0050		0.187	0.2000	0	93.5	0.1848	1.18	07/25/2022	
Lead		0.0150		0.456	0.5000	0	91.3	0.4580	0.35	07/25/2022	
Selenium		0.0400		0.493	0.5000	0	98.6	0.4954	0.51	07/25/2022	
Silver		0.0070	B	0.0490	0.0500	0	98.0	0.04870	0.61	07/25/2022	

Batch 194877		SampType: MBLK		Units mg/L				RPD Limit: 20		Date Analyzed
SampID: MBLK-194877										
Analyses	Cert	RL	Qual	Result	Spike	SPK Ref Val	%REC	Low Limit	High Limit	Date Analyzed
Arsenic		0.0250		< 0.0250	0.0087	0	0	-100	100	07/25/2022
Barium		0.0025		< 0.0025	0.0007	0	0	-100	100	07/25/2022
Cadmium		0.0020		< 0.0020	0.0005	0	0	-100	100	07/25/2022
Chromium		0.0050		< 0.0050	0.0028	0	0	-100	100	07/25/2022
Lead		0.0150		< 0.0150	0.0040	0	0	-100	100	07/25/2022
Selenium		0.0400		< 0.0400	0.0170	0	0	-100	100	07/25/2022
Silver		0.0070		< 0.0070	0.0027	0	0	-100	100	07/25/2022

Batch 194877		SampType: LCS		Units mg/L				RPD Limit: 20		Date Analyzed
SampID: LCS-194877										
Analyses	Cert	RL	Qual	Result	Spike	SPK Ref Val	%REC	Low Limit	High Limit	Date Analyzed
Arsenic		0.0250		0.522	0.5000	0	104.4	85	115	07/25/2022
Barium		0.0025		2.01	2.000	0	100.6	85	115	07/25/2022
Cadmium		0.0020		0.0498	0.0500	0	99.6	85	115	07/25/2022
Chromium		0.0050		0.197	0.2000	0	98.7	85	115	07/25/2022
Lead		0.0150		0.501	0.5000	0	100.2	85	115	07/25/2022
Selenium		0.0400		0.501	0.5000	0	100.2	85	115	07/25/2022
Silver		0.0070		0.0507	0.0500	0	101.4	85	115	07/25/2022



Quality Control Results

<http://www.teklabinc.com/>

Client: ERM

Work Order: 22071331

Client Project: Champaign GW

Report Date: 02-Aug-22

SW-846 3005A, 6010B, METALS BY ICP (TOTAL)

Batch 194877		SampType: MS		Units mg/L							
SampID: 22071331-027BMS											
Analyses	Cert	RL	Qual	Result	Spike	SPK Ref Val	%REC	Low Limit	High Limit	Date Analyzed	
Arsenic		0.0250		0.533	0.5000	0	106.6	75	125	07/26/2022	
Barium		0.0025		2.10	2.000	0.05580	102.5	75	125	07/26/2022	
Cadmium		0.0020		0.0510	0.0500	0	102.0	75	125	07/26/2022	
Chromium		0.0050		0.202	0.2000	0	101.1	75	125	07/26/2022	
Lead		0.0150		0.516	0.5000	0	103.2	75	125	07/26/2022	
Selenium		0.0400		0.523	0.5000	0	104.6	75	125	07/26/2022	
Silver		0.0070		0.0515	0.0500	0	103.0	75	125	07/26/2022	

Batch 194877		SampType: MSD		Units mg/L						RPD Limit: 20	
SampID: 22071331-027BMSD											
Analyses	Cert	RL	Qual	Result	Spike	SPK Ref Val	%REC	RPD Ref Val	%RPD	Date Analyzed	
Arsenic		0.0250		0.529	0.5000	0	105.7	0.5330	0.81	07/26/2022	
Barium		0.0025		2.10	2.000	0.05580	102.0	2.105	0.48	07/26/2022	
Cadmium		0.0020		0.0508	0.0500	0	101.6	0.05100	0.39	07/26/2022	
Chromium		0.0050		0.201	0.2000	0	100.4	0.2022	0.74	07/26/2022	
Lead		0.0150		0.513	0.5000	0	102.6	0.5161	0.56	07/26/2022	
Selenium		0.0400		0.511	0.5000	0	102.2	0.5231	2.30	07/26/2022	
Silver		0.0070		0.0511	0.0500	0	102.2	0.05150	0.78	07/26/2022	

SW-846 7470A (TOTAL)

Batch 180510		SampType: MBLK		Units mg/L							
SampID: MBLK-180510											
Analyses	Cert	RL	Qual	Result	Spike	SPK Ref Val	%REC	Low Limit	High Limit	Date Analyzed	
Mercury		0.00020		< 0.00020	0.0001	0	0	-100	100	07/27/2022	

Batch 180510		SampType: LCS		Units mg/L							
SampID: LCS-180510											
Analyses	Cert	RL	Qual	Result	Spike	SPK Ref Val	%REC	Low Limit	High Limit	Date Analyzed	
Mercury		0.00020		0.00530	0.0050	0	106.0	85	115	07/27/2022	

Batch 180510		SampType: MS		Units mg/L							
SampID: 22071331-022BMS											
Analyses	Cert	RL	Qual	Result	Spike	SPK Ref Val	%REC	Low Limit	High Limit	Date Analyzed	
Mercury		0.00020		0.00539	0.0050	0	107.9	75	125	07/27/2022	



Quality Control Results

<http://www.teklabinc.com/>

Client: ERM

Work Order: 22071331

Client Project: Champaign GW

Report Date: 02-Aug-22

SW-846 7470A (TOTAL)

Batch 180510		SampType: MSD		Units mg/L				RPD Limit: 15			
SampID: 22071331-022BMSD											
Analyses	Cert	RL	Qual	Result	Spike	SPK Ref Val	%REC	RPD Ref Val	%RPD	Date Analyzed	
Mercury		0.00020		0.00540	0.0050	0	108.0	0.005393	0.08	07/27/2022	

Batch 195042		SampType: MBLK		Units mg/L							
SampID: MBLK-195042											
Analyses	Cert	RL	Qual	Result	Spike	SPK Ref Val	%REC	Low Limit	High Limit	Date Analyzed	
Mercury		0.00020		< 0.00020	0.0001	0	0	-100	100	07/28/2022	

Batch 195042		SampType: LCS		Units mg/L							
SampID: LCS-195042											
Analyses	Cert	RL	Qual	Result	Spike	SPK Ref Val	%REC	Low Limit	High Limit	Date Analyzed	
Mercury		0.00020		0.00482	0.0050	0	96.4	85	115	07/28/2022	

Batch 195042		SampType: MS		Units mg/L							
SampID: 22071331-023BMS											
Analyses	Cert	RL	Qual	Result	Spike	SPK Ref Val	%REC	Low Limit	High Limit	Date Analyzed	
Mercury		0.00020		0.00488	0.0050	0	97.7	75	125	07/28/2022	

Batch 195042		SampType: MSD		Units mg/L				RPD Limit: 15			
SampID: 22071331-023BMSD											
Analyses	Cert	RL	Qual	Result	Spike	SPK Ref Val	%REC	RPD Ref Val	%RPD	Date Analyzed	
Mercury		0.00020		0.00485	0.0050	0	97.0	0.004883	0.62	07/28/2022	



Quality Control Results

<http://www.teklabinc.com/>

Client: ERM

Work Order: 22071331

Client Project: Champaign GW

Report Date: 02-Aug-22

SW-846 3510C,8270C, SEMI-VOLATILE ORGANIC COMPOUNDS

Batch 194933 SampType: MBLK Units mg/L

SampleID: MBLK-194933

Analyses	Cert	RL	Qual	Result	Spike	SPK Ref Val	%REC	Low Limit	High Limit	Date Analyzed
Acenaphthene		0.000100		ND						07/25/2022
Acenaphthylene		0.000100		ND						07/25/2022
Anthracene		0.000300		ND						07/25/2022
Benzo(a)anthracene		0.000100		ND						07/25/2022
Benzo(a)pyrene		0.000200		ND						07/25/2022
Benzo(b)fluoranthene		0.000100		ND						07/25/2022
Benzo(g,h,i)perylene		0.000200		ND						07/25/2022
Benzo(k)fluoranthene		0.000100		ND						07/25/2022
Chrysene		0.000100		ND						07/25/2022
Dibenzo(a,h)anthracene		0.000200		ND						07/25/2022
Fluoranthene		0.000300		ND						07/25/2022
Fluorene		0.000200		ND						07/25/2022
Indeno(1,2,3-cd)pyrene		0.000200		ND						07/25/2022
Naphthalene		0.000400		ND						07/25/2022
Phenanthrene		0.000600		ND						07/25/2022
Pyrene		0.000200		ND						07/25/2022
Surr: 2-Fluorobiphenyl	*			0.000771	0.0010		77.1	46.8	109	07/25/2022
Surr: Nitrobenzene-d5	*			0.000794	0.0010		79.4	47.7	107	07/25/2022
Surr: p-Terphenyl-d14	*			0.00111	0.0010		111.4	45.9	137	07/25/2022



Quality Control Results

<http://www.teklabinc.com/>

Client: ERM

Work Order: 22071331

Client Project: Champaign GW

Report Date: 02-Aug-22

SW-846 3510C,8270C, SEMI-VOLATILE ORGANIC COMPOUNDS

Batch 194933 SampType: LCS Units mg/L
 SampID: LCS-194933

Analyses	Cert	RL	Qual	Result	Spike	SPK Ref Val	%REC	Low Limit	High Limit	Date Analyzed
Acenaphthene		0.000100		0.00148	0.0020	0	74.0	60.1	113	07/25/2022
Acenaphthylene		0.000100		0.00148	0.0020	0	73.9	61.4	118	07/25/2022
Anthracene		0.000300		0.00159	0.0020	0	79.3	57.9	118	07/25/2022
Benzo(a)anthracene		0.000100		0.00163	0.0020	0	81.7	55.5	122	07/25/2022
Benzo(a)pyrene		0.000200		0.00167	0.0020	0	83.4	66.5	130	07/25/2022
Benzo(b)fluoranthene		0.000100		0.00184	0.0020	0	92.2	61.6	121	07/25/2022
Benzo(g,h,i)perylene		0.000200		0.00170	0.0020	0	85.1	67.3	131	07/25/2022
Benzo(k)fluoranthene		0.000100		0.00158	0.0020	0	79.2	60.2	126	07/25/2022
Chrysene		0.000100		0.00163	0.0020	0	81.7	56.5	121	07/25/2022
Dibenzo(a,h)anthracene		0.000200		0.00182	0.0020	0	90.8	78.6	135	07/25/2022
Fluoranthene		0.000300		0.00175	0.0020	0	87.5	68.9	125	07/25/2022
Fluorene		0.000200		0.00157	0.0020	0	78.5	63.9	118	07/25/2022
Indeno(1,2,3-cd)pyrene		0.000200		0.00191	0.0020	0	95.7	75.8	135	07/25/2022
Naphthalene		0.000400		0.00147	0.0020	0	73.7	57	105	07/25/2022
Phenanthrene		0.000600		0.00179	0.0020	0	89.5	61.6	126	07/25/2022
Pyrene		0.000200		0.00174	0.0020	0	87.2	39.7	133	07/25/2022
Surr: 2-Fluorobiphenyl	*			0.000831	0.0010		83.1	46.8	109	07/25/2022
Surr: Nitrobenzene-d5	*			0.000816	0.0010		81.6	47.7	107	07/25/2022
Surr: p-Terphenyl-d14	*			0.00120	0.0010		119.6	45.9	137	07/25/2022



Quality Control Results

<http://www.teklabinc.com/>

Client: ERM

Work Order: 22071331

Client Project: Champaign GW

Report Date: 02-Aug-22

SW-846 3510C,8270C, SEMI-VOLATILE ORGANIC COMPOUNDS

Batch	194933	SampType:	LCSD	Units	mg/L	RPD Limit: 40					Date
SampID:		LCSD-194933									Analyzed
Analyses	Cert	RL	Qual	Result	Spike	SPK Ref Val	%REC	RPD Ref Val	%RPD		
Acenaphthene		0.000100		0.00155	0.0020	0	77.5	0.001481	4.63		07/25/2022
Acenaphthylene		0.000100		0.00158	0.0020	0	78.8	0.001479	6.31		07/25/2022
Anthracene		0.000300		0.00166	0.0020	0	83.1	0.001587	4.67		07/25/2022
Benzo(a)anthracene		0.000100		0.00171	0.0020	0	85.4	0.001634	4.40		07/25/2022
Benzo(a)pyrene		0.000200		0.00173	0.0020	0	86.6	0.001669	3.72		07/25/2022
Benzo(b)fluoranthene		0.000100		0.00191	0.0020	0	95.5	0.001844	3.46		07/25/2022
Benzo(g,h,i)perylene		0.000200		0.00173	0.0020	0	86.5	0.001702	1.64		07/25/2022
Benzo(k)fluoranthene		0.000100		0.00167	0.0020	0	83.3	0.001585	4.96		07/25/2022
Chrysene		0.000100		0.00167	0.0020	0	83.3	0.001633	1.99		07/25/2022
Dibenzo(a,h)anthracene		0.000200		0.00186	0.0020	0	93.1	0.001816	2.55		07/25/2022
Fluoranthene		0.000300		0.00180	0.0020	0	90.2	0.001750	3.04		07/25/2022
Fluorene		0.000200		0.00169	0.0020	0	84.3	0.001570	7.19		07/25/2022
Indeno(1,2,3-cd)pyrene		0.000200		0.00196	0.0020	0	98.0	0.001915	2.32		07/25/2022
Naphthalene		0.000400		0.00153	0.0020	0	76.5	0.001474	3.77		07/25/2022
Phenanthrene		0.000600		0.00182	0.0020	0	91.0	0.001791	1.58		07/25/2022
Pyrene		0.000200		0.00184	0.0020	0	92.1	0.001744	5.47		07/25/2022
Surr: 2-Fluorobiphenyl	*			0.000839	0.0010		83.9				07/25/2022
Surr: Nitrobenzene-d5	*			0.000859	0.0010		85.9				07/25/2022
Surr: p-Terphenyl-d14	*			0.00125	0.0010		124.8				07/25/2022



Quality Control Results

<http://www.teklabinc.com/>

Client: ERM

Work Order: 22071331

Client Project: Champaign GW

Report Date: 02-Aug-22

SW-846 3510C,8270C, SEMI-VOLATILE ORGANIC COMPOUNDS

Batch 194933 SampType: MS Units mg/L
 SampID: 22071331-023AMS

Analyses	Cert	RL	Qual	Result	Spike	SPK Ref Val	%REC	Low Limit	High Limit	Date Analyzed
Acenaphthene		0.000100		0.00158	0.0020	0	78.9	28.3	133	07/27/2022
Acenaphthylene		0.000100		0.00154	0.0020	0	77.1	5	176	07/27/2022
Anthracene		0.000300		0.00163	0.0020	0	81.5	34.6	131	07/27/2022
Benzo(a)anthracene		0.000100		0.00169	0.0020	0	84.5	40.3	132	07/27/2022
Benzo(a)pyrene		0.000200		0.00168	0.0020	0	84.0	40.8	132	07/27/2022
Benzo(b)fluoranthene		0.000100		0.00190	0.0020	0	94.9	41.9	132	07/27/2022
Benzo(g,h,i)perylene		0.000200		0.00172	0.0020	0	85.8	46	132	07/27/2022
Benzo(k)fluoranthene		0.000100		0.00168	0.0020	0	83.9	49.4	126	07/27/2022
Chrysene		0.000100		0.00161	0.0020	0	80.6	46.1	129	07/27/2022
Dibenzo(a,h)anthracene		0.000200		0.00187	0.0020	0	93.5	42.1	146	07/27/2022
Fluoranthene		0.000300		0.00175	0.0020	0	87.4	23.9	164	07/27/2022
Fluorene		0.000200		0.00167	0.0020	0	83.7	24.3	148	07/27/2022
Indeno(1,2,3-cd)pyrene		0.000200		0.00194	0.0020	0	97.1	26.6	157	07/27/2022
Naphthalene		0.000400		0.00150	0.0020	0	75.1	24.2	132	07/27/2022
Phenanthrene		0.000600		0.00175	0.0020	0	87.6	36.6	139	07/27/2022
Pyrene		0.000200		0.00177	0.0020	0	88.3	14.6	169	07/27/2022
Surr: 2-Fluorobiphenyl	*			0.000872	0.0010		87.2	21.4	142	07/27/2022
Surr: Nitrobenzene-d5	*			0.000837	0.0010		83.7	15	163	07/27/2022
Surr: p-Terphenyl-d14	*			0.00122	0.0010		121.8	10	173	07/27/2022



Quality Control Results

<http://www.teklabinc.com/>

Client: ERM

Work Order: 22071331

Client Project: Champaign GW

Report Date: 02-Aug-22

SW-846 3510C,8270C, SEMI-VOLATILE ORGANIC COMPOUNDS

Batch	194933	SampType:	MSD	Units mg/L				RPD Limit: 40			Date Analyzed
SampID: 22071331-023AMSD											
Analyses	Cert	RL	Qual	Result	Spike	SPK Ref Val	%REC	RPD Ref Val	%RPD	Date Analyzed	
Acenaphthene		0.000100		0.00156	0.0020	0	78.1	0.001578	1.07	07/27/2022	
Acenaphthylene		0.000100		0.00155	0.0020	0	77.4	0.001542	0.37	07/27/2022	
Anthracene		0.000300		0.00162	0.0020	0	81.0	0.001629	0.61	07/27/2022	
Benzo(a)anthracene		0.000100		0.00166	0.0020	0	83.0	0.001690	1.78	07/27/2022	
Benzo(a)pyrene		0.000200		0.00169	0.0020	0	84.7	0.001679	0.85	07/27/2022	
Benzo(b)fluoranthene		0.000100		0.00191	0.0020	0	95.4	0.001899	0.53	07/27/2022	
Benzo(g,h,i)perylene		0.000200		0.00175	0.0020	0	87.7	0.001717	2.14	07/27/2022	
Benzo(k)fluoranthene		0.000100		0.00165	0.0020	0	82.3	0.001677	1.88	07/27/2022	
Chrysene		0.000100		0.00162	0.0020	0	81.1	0.001612	0.64	07/27/2022	
Dibenzo(a,h)anthracene		0.000200		0.00186	0.0020	0	93.1	0.001870	0.41	07/27/2022	
Fluoranthene		0.000300		0.00175	0.0020	0	87.6	0.001747	0.30	07/27/2022	
Fluorene		0.000200		0.00169	0.0020	0	84.3	0.001675	0.71	07/27/2022	
Indeno(1,2,3-cd)pyrene		0.000200		0.00194	0.0020	0	97.0	0.001942	0.08	07/27/2022	
Naphthalene		0.000400		0.00149	0.0020	0	74.5	0.001503	0.81	07/27/2022	
Phenanthrene		0.000600		0.00175	0.0020	0	87.3	0.001753	0.38	07/27/2022	
Pyrene		0.000200		0.00180	0.0020	0	90.1	0.001766	1.98	07/27/2022	
Surr: 2-Fluorobiphenyl	*			0.000850	0.0010		85.0			07/27/2022	
Surr: Nitrobenzene-d5	*			0.000817	0.0010		81.7			07/27/2022	
Surr: p-Terphenyl-d14	*			0.00127	0.0010		127.4			07/27/2022	



Quality Control Results

<http://www.teklabinc.com/>

Client: ERM

Work Order: 22071331

Client Project: Champaign GW

Report Date: 02-Aug-22

SW-846 3510C,8270C, SEMI-VOLATILE ORGANIC COMPOUNDS

Batch 194999 SampType: MBLK Units mg/L

SampID: MBLK-194999

Analyses	Cert	RL	Qual	Result	Spike	SPK Ref Val	%REC	Low Limit	High Limit	Date Analyzed
Acenaphthene		0.000100		ND						07/27/2022
Acenaphthylene		0.000100		ND						07/27/2022
Anthracene		0.000300		ND						07/27/2022
Benzo(a)anthracene		0.000100		ND						07/27/2022
Benzo(a)pyrene		0.000200		ND						07/27/2022
Benzo(b)fluoranthene		0.000100		ND						07/27/2022
Benzo(g,h,i)perylene		0.000200		ND						07/27/2022
Benzo(k)fluoranthene		0.000100		ND						07/27/2022
Chrysene		0.000100		ND						07/27/2022
Dibenzo(a,h)anthracene		0.000200		ND						07/27/2022
Fluoranthene		0.000300		ND						07/27/2022
Fluorene		0.000200		ND						07/27/2022
Indeno(1,2,3-cd)pyrene		0.000200		ND						07/27/2022
Naphthalene		0.000400		ND						07/27/2022
Phenanthrene		0.000600		ND						07/27/2022
Pyrene		0.000200		ND						07/27/2022
Surr: 2-Fluorobiphenyl	*			0.000738	0.0010		73.8	46.8	109	07/27/2022
Surr: Nitrobenzene-d5	*			0.000768	0.0010		76.8	47.7	107	07/27/2022
Surr: p-Terphenyl-d14	*			0.00118	0.0010		118.2	45.9	137	07/27/2022



Quality Control Results

<http://www.teklabinc.com/>

Client: ERM

Work Order: 22071331

Client Project: Champaign GW

Report Date: 02-Aug-22

SW-846 3510C,8270C, SEMI-VOLATILE ORGANIC COMPOUNDS

Batch 194999 SampType: LCS Units mg/L

SampID: LCS-194999

Analyses	Cert	RL	Qual	Result	Spike	SPK Ref Val	%REC	Low Limit	High Limit	Date Analyzed
Acenaphthene		0.000100		0.00161	0.0020	0	80.6	60.1	113	07/27/2022
Acenaphthylene		0.000100		0.00160	0.0020	0	79.8	61.4	118	07/27/2022
Anthracene		0.000300		0.00165	0.0020	0	82.7	57.9	118	07/27/2022
Benzo(a)anthracene		0.000100		0.00168	0.0020	0	84.0	55.5	122	07/27/2022
Benzo(a)pyrene		0.000200		0.00169	0.0020	0	84.6	66.5	130	07/27/2022
Benzo(b)fluoranthene		0.000100		0.00187	0.0020	0	93.5	61.6	121	07/27/2022
Benzo(g,h,i)perylene		0.000200		0.00173	0.0020	0	86.6	67.3	131	07/27/2022
Benzo(k)fluoranthene		0.000100		0.00167	0.0020	0	83.7	60.2	126	07/27/2022
Chrysene		0.000100		0.00164	0.0020	0	82.2	56.5	121	07/27/2022
Dibenzo(a,h)anthracene		0.000200		0.00193	0.0020	0	96.5	78.6	135	07/27/2022
Fluoranthene		0.000300		0.00170	0.0020	0	85.1	68.9	125	07/27/2022
Fluorene		0.000200		0.00169	0.0020	0	84.3	63.9	118	07/27/2022
Indeno(1,2,3-cd)pyrene		0.000200		0.00195	0.0020	0	97.6	75.8	135	07/27/2022
Naphthalene		0.000400		0.00160	0.0020	0	79.9	57	105	07/27/2022
Phenanthrene		0.000600		0.00168	0.0020	0	84.1	61.6	126	07/27/2022
Pyrene		0.000200		0.00172	0.0020	0	86.0	39.7	133	07/27/2022
Surr: 2-Fluorobiphenyl	*			0.000824	0.0010		82.4	46.8	109	07/27/2022
Surr: Nitrobenzene-d5	*			0.000809	0.0010		80.9	47.7	107	07/27/2022
Surr: p-Terphenyl-d14	*			0.00106	0.0010		106.3	45.9	137	07/27/2022



Quality Control Results

<http://www.teklabinc.com/>

Client: ERM

Work Order: 22071331

Client Project: Champaign GW

Report Date: 02-Aug-22

SW-846 3510C,8270C, SEMI-VOLATILE ORGANIC COMPOUNDS

Batch	194999	SampType:	LCSD	Units	mg/L	RPD Limit: 40					Date Analyzed
SampID: LCSD-194999											
Analyses	Cert	RL	Qual	Result	Spike	SPK Ref Val	%REC	RPD Ref Val	%RPD		
Acenaphthene		0.000100		0.00148	0.0020	0	73.8	0.001612	8.81	07/27/2022	
Acenaphthylene		0.000100		0.00149	0.0020	0	74.5	0.001597	6.97	07/27/2022	
Anthracene		0.000300		0.00155	0.0020	0	77.6	0.001655	6.40	07/27/2022	
Benzo(a)anthracene		0.000100		0.00160	0.0020	0	80.1	0.001680	4.70	07/27/2022	
Benzo(a)pyrene		0.000200		0.00161	0.0020	0	80.3	0.001693	5.32	07/27/2022	
Benzo(b)fluoranthene		0.000100		0.00175	0.0020	0	87.5	0.001870	6.62	07/27/2022	
Benzo(g,h,i)perylene		0.000200		0.00168	0.0020	0	83.8	0.001732	3.32	07/27/2022	
Benzo(k)fluoranthene		0.000100		0.00153	0.0020	0	76.7	0.001675	8.83	07/27/2022	
Chrysene		0.000100		0.00156	0.0020	0	77.8	0.001643	5.50	07/27/2022	
Dibenzo(a,h)anthracene		0.000200		0.00176	0.0020	0	87.9	0.001931	9.38	07/27/2022	
Fluoranthene		0.000300		0.00165	0.0020	0	82.5	0.001703	3.14	07/27/2022	
Fluorene		0.000200		0.00158	0.0020	0	78.8	0.001686	6.72	07/27/2022	
Indeno(1,2,3-cd)pyrene		0.000200		0.00185	0.0020	0	92.5	0.001952	5.37	07/27/2022	
Naphthalene		0.000400		0.00147	0.0020	0	73.4	0.001598	8.39	07/27/2022	
Phenanthrene		0.000600		0.00168	0.0020	0	83.8	0.001681	0.33	07/27/2022	
Pyrene		0.000200		0.00168	0.0020	0	83.9	0.001720	2.48	07/27/2022	
Surr: 2-Fluorobiphenyl	*			0.000762	0.0010		76.2			07/27/2022	
Surr: Nitrobenzene-d5	*			0.000785	0.0010		78.5			07/27/2022	
Surr: p-Terphenyl-d14	*			0.00101	0.0010		101.5			07/27/2022	



Quality Control Results

<http://www.teklabinc.com/>

Client: ERM

Work Order: 22071331

Client Project: Champaign GW

Report Date: 02-Aug-22

SW-846 3510C,8270C, SEMI-VOLATILE ORGANIC COMPOUNDS

Batch 194999 SampType: MS

Units mg/L

SampleID: 22071331-022AMS

Analyses	Cert	RL	Qual	Result	Spike	SPK Ref Val	%REC	Low Limit	High Limit	Date Analyzed
Acenaphthene		0.000100		0.00130	0.0020	0	65.2	28.3	133	07/28/2022
Acenaphthylene		0.000100		0.00137	0.0020	0	68.3	5	176	07/28/2022
Anthracene		0.000300		0.00145	0.0020	0	72.3	34.6	131	07/28/2022
Benzo(a)anthracene		0.000100		0.00154	0.0020	0	77.1	40.3	132	07/28/2022
Benzo(a)pyrene		0.000200		0.00152	0.0020	0	76.2	40.8	132	07/28/2022
Benzo(b)fluoranthene		0.000100		0.00171	0.0020	0	85.6	41.9	132	07/28/2022
Benzo(g,h,i)perylene		0.000200		0.00160	0.0020	0	79.8	46	132	07/28/2022
Benzo(k)fluoranthene		0.000100		0.00147	0.0020	0	73.3	49.4	126	07/28/2022
Chrysene		0.000100		0.00150	0.0020	0	74.8	46.1	129	07/28/2022
Dibenzo(a,h)anthracene		0.000200		0.00173	0.0020	0	86.4	42.1	146	07/28/2022
Fluoranthene		0.000300		0.00154	0.0020	0	76.9	23.9	164	07/28/2022
Fluorene		0.000200		0.00145	0.0020	0	72.7	24.3	148	07/28/2022
Indeno(1,2,3-cd)pyrene		0.000200		0.00174	0.0020	0	86.8	26.6	157	07/28/2022
Naphthalene		0.000400		0.00129	0.0020	0	64.4	24.2	132	07/28/2022
Phenanthrene		0.000600		0.00148	0.0020	0	74.1	36.6	139	07/28/2022
Pyrene		0.000200		0.00155	0.0020	0	77.5	14.6	169	07/28/2022
Surr: 2-Fluorobiphenyl	*			0.000762	0.0010		76.2	21.4	142	07/28/2022
Surr: Nitrobenzene-d5	*			0.000716	0.0010		71.6	15	163	07/28/2022
Surr: p-Terphenyl-d14	*			0.00102	0.0010		101.6	10	173	07/28/2022



Quality Control Results

<http://www.teklabinc.com/>

Client: ERM

Work Order: 22071331

Client Project: Champaign GW

Report Date: 02-Aug-22

SW-846 3510C,8270C, SEMI-VOLATILE ORGANIC COMPOUNDS

Batch	194999	SampType:	MSD	Units mg/L				RPD Limit: 40			Date Analyzed
SampID: 22071331-022AMSD											
Analyses	Cert	RL	Qual	Result	Spike	SPK Ref Val	%REC	RPD Ref Val	%RPD		
Acenaphthene		0.000100		0.00151	0.0020	0	75.3	0.001305	14.28	07/28/2022	
Acenaphthylene		0.000100		0.00150	0.0020	0	74.9	0.001367	9.14	07/28/2022	
Anthracene		0.000300		0.00157	0.0020	0	78.6	0.001447	8.26	07/28/2022	
Benzo(a)anthracene		0.000100		0.00158	0.0020	0	78.8	0.001542	2.21	07/28/2022	
Benzo(a)pyrene		0.000200		0.00156	0.0020	0	78.1	0.001523	2.48	07/28/2022	
Benzo(b)fluoranthene		0.000100		0.00179	0.0020	0	89.5	0.001712	4.45	07/28/2022	
Benzo(g,h,i)perylene		0.000200		0.00161	0.0020	0	80.7	0.001596	1.12	07/28/2022	
Benzo(k)fluoranthene		0.000100		0.00158	0.0020	0	78.8	0.001466	7.17	07/28/2022	
Chrysene		0.000100		0.00157	0.0020	0	78.5	0.001496	4.82	07/28/2022	
Dibenzo(a,h)anthracene		0.000200		0.00170	0.0020	0	85.2	0.001729	1.40	07/28/2022	
Fluoranthene		0.000300		0.00167	0.0020	0	83.4	0.001539	8.06	07/28/2022	
Fluorene		0.000200		0.00156	0.0020	0	77.8	0.001453	6.76	07/28/2022	
Indeno(1,2,3-cd)pyrene		0.000200		0.00181	0.0020	0	90.5	0.001735	4.25	07/28/2022	
Naphthalene		0.000400		0.00143	0.0020	0	71.6	0.001288	10.55	07/28/2022	
Phenanthrene		0.000600		0.00158	0.0020	0	79.0	0.001482	6.39	07/28/2022	
Pyrene		0.000200		0.00166	0.0020	0	83.2	0.001550	7.14	07/28/2022	
Surr: 2-Fluorobiphenyl	*			0.000795	0.0010		79.5			07/28/2022	
Surr: Nitrobenzene-d5	*			0.000743	0.0010		74.3			07/28/2022	
Surr: p-Terphenyl-d14	*			0.00108	0.0010		108.0			07/28/2022	



Quality Control Results

<http://www.teklabinc.com/>

Client: ERM

Work Order: 22071331

Client Project: Champaign GW

Report Date: 02-Aug-22

SW-846 3510C,8270C, SEMI-VOLATILE ORGANIC COMPOUNDS

Batch 195085 SampType: MBLK Units mg/L
 SampID: MBLK-195085

Analyses	Cert	RL	Qual	Result	Spike	SPK Ref Val	%REC	Low Limit	High Limit	Date Analyzed
Acenaphthene		0.000100		ND						07/28/2022
Acenaphthylene		0.000100		ND						07/28/2022
Anthracene		0.000300		ND						07/28/2022
Benzo(a)anthracene		0.000100		ND						07/28/2022
Benzo(a)pyrene		0.000200		ND						07/28/2022
Benzo(b)fluoranthene		0.000100		ND						07/28/2022
Benzo(g,h,i)perylene		0.000200		ND						07/28/2022
Benzo(k)fluoranthene		0.000100		ND						07/28/2022
Chrysene		0.000100		ND						07/28/2022
Dibenzo(a,h)anthracene		0.000200		ND						07/28/2022
Fluoranthene		0.000300		ND						07/28/2022
Fluorene		0.000200		ND						07/28/2022
Indeno(1,2,3-cd)pyrene		0.000200		ND						07/28/2022
Naphthalene		0.000400		ND						07/28/2022
Phenanthrene		0.000600		ND						07/28/2022
Pyrene		0.000200		ND						07/28/2022
Surr: 2-Fluorobiphenyl	*			0.000524	0.0010		52.4	46.8	109	07/28/2022
Surr: Nitrobenzene-d5	*			0.000736	0.0010		73.6	47.7	107	07/28/2022
Surr: p-Terphenyl-d14	*			0.00116	0.0010		116.5	45.9	137	07/28/2022



Quality Control Results

<http://www.teklabinc.com/>

Client: ERM

Work Order: 22071331

Client Project: Champaign GW

Report Date: 02-Aug-22

SW-846 3510C,8270C, SEMI-VOLATILE ORGANIC COMPOUNDS

Batch 195085 SampType: LCS Units mg/L

SampID: LCS-195085

Analyses	Cert	RL	Qual	Result	Spike	SPK Ref Val	%REC	Low Limit	High Limit	Date Analyzed
Acenaphthene		0.000100		0.00151	0.0020	0	75.7	60.1	113	07/28/2022
Acenaphthylene		0.000100		0.00150	0.0020	0	74.9	61.4	118	07/28/2022
Anthracene		0.000300		0.00162	0.0020	0	80.8	57.9	118	07/28/2022
Benzo(a)anthracene		0.000100		0.00161	0.0020	0	80.4	55.5	122	07/28/2022
Benzo(a)pyrene		0.000200		0.00161	0.0020	0	80.4	66.5	130	07/28/2022
Benzo(b)fluoranthene		0.000100		0.00191	0.0020	0	95.7	61.6	121	07/28/2022
Benzo(g,h,i)perylene		0.000200		0.00165	0.0020	0	82.7	67.3	131	07/28/2022
Benzo(k)fluoranthene		0.000100		0.00171	0.0020	0	85.3	60.2	126	07/28/2022
Chrysene		0.000100		0.00156	0.0020	0	78.0	56.5	121	07/28/2022
Dibenzo(a,h)anthracene		0.000200		0.00184	0.0020	0	91.8	78.6	135	07/28/2022
Fluoranthene		0.000300		0.00169	0.0020	0	84.7	68.9	125	07/28/2022
Fluorene		0.000200		0.00188	0.0020	0	93.9	63.9	118	07/28/2022
Indeno(1,2,3-cd)pyrene		0.000200		0.00185	0.0020	0	92.4	75.8	135	07/28/2022
Naphthalene		0.000400		0.00147	0.0020	0	73.6	57	105	07/28/2022
Phenanthrene		0.000600		0.00174	0.0020	0	87.1	61.6	126	07/28/2022
Pyrene		0.000200		0.00176	0.0020	0	88.1	39.7	133	07/28/2022
Surr: 2-Fluorobiphenyl	*			0.000684	0.0010		68.4	46.8	109	07/28/2022
Surr: Nitrobenzene-d5	*			0.000787	0.0010		78.7	47.7	107	07/28/2022
Surr: p-Terphenyl-d14	*			0.00102	0.0010		101.8	45.9	137	07/28/2022



Quality Control Results

<http://www.teklabinc.com/>

Client: ERM

Work Order: 22071331

Client Project: Champaign GW

Report Date: 02-Aug-22

SW-846 3510C,8270C, SEMI-VOLATILE ORGANIC COMPOUNDS

Batch 195085		SampType: LCSD		Units mg/L			RPD Limit: 40			
SampID: LCSD-195085										
Analyses	Cert	RL	Qual	Result	Spike	SPK Ref Val	%REC	RPD Ref Val	%RPD	Date Analyzed
Acenaphthene		0.000100		0.00130	0.0020	0	65.1	0.001515	15.13	07/29/2022
Acenaphthylene		0.000100		0.00133	0.0020	0	66.5	0.001499	11.96	07/29/2022
Anthracene		0.000300		0.00151	0.0020	0	75.4	0.001615	6.86	07/29/2022
Benzo(a)anthracene		0.000100		0.00150	0.0020	0	74.9	0.001609	7.09	07/29/2022
Benzo(a)pyrene		0.000200		0.00150	0.0020	0	74.8	0.001609	7.34	07/29/2022
Benzo(b)fluoranthene		0.000100		0.00171	0.0020	0	85.4	0.001913	11.30	07/29/2022
Benzo(g,h,i)perylene		0.000200		0.00155	0.0020	0	77.5	0.001653	6.48	07/29/2022
Benzo(k)fluoranthene		0.000100		0.00152	0.0020	0	76.0	0.001706	11.55	07/29/2022
Chrysene		0.000100		0.00147	0.0020	0	73.4	0.001560	6.06	07/29/2022
Dibenzo(a,h)anthracene		0.000200		0.00167	0.0020	0	83.6	0.001835	9.25	07/29/2022
Fluoranthene		0.000300		0.00165	0.0020	0	82.7	0.001695	2.42	07/29/2022
Fluorene		0.000200		0.00143	0.0020	0	71.6	0.001878	27.02	07/29/2022
Indeno(1,2,3-cd)pyrene		0.000200		0.00169	0.0020	0	84.4	0.001848	9.02	07/29/2022
Naphthalene		0.000400		0.00121	0.0020	0	60.3	0.001473	19.94	07/29/2022
Phenanthrene		0.000600		0.00167	0.0020	0	83.5	0.001742	4.20	07/29/2022
Pyrene		0.000200		0.00168	0.0020	0	84.0	0.001762	4.73	07/29/2022
Surr: 2-Fluorobiphenyl	*			0.000639	0.0010		63.9			07/29/2022
Surr: Nitrobenzene-d5	*			0.000755	0.0010		75.5			07/29/2022
Surr: p-Terphenyl-d14	*			0.00103	0.0010		103.4			07/29/2022

SW-846 5030, 8260B, VOLATILE ORGANIC COMPOUNDS BY GC/MS

Batch 194871		SampType: MBLK		Units µg/L						
SampID: MBLK-AM220722A-1										
Analyses	Cert	RL	Qual	Result	Spike	SPK Ref Val	%REC	Low Limit	High Limit	Date Analyzed
Benzene	*	0.5		ND						07/22/2022
Ethylbenzene	*	2.0		ND						07/22/2022
Toluene	*	2.0		ND						07/22/2022
Xylenes, Total	*	4.0		ND						07/22/2022
Surr: 1,2-Dichloroethane-d4	*			45.4	50.00		90.7	80	120	07/22/2022
Surr: 4-Bromofluorobenzene	*			47.8	50.00		95.6	80	120	07/22/2022
Surr: Dibromofluoromethane	*			51.3	50.00		102.7	80	120	07/22/2022
Surr: Toluene-d8	*			46.0	50.00		91.9	80	120	07/22/2022



Quality Control Results

<http://www.teklabinc.com/>

Client: ERM

Work Order: 22071331

Client Project: Champaign GW

Report Date: 02-Aug-22

SW-846 5030, 8260B, VOLATILE ORGANIC COMPOUNDS BY GC/MS

Batch 194871		SampType: LCS		Units µg/L						
SampID: LCS-AM220722A-1										
Analyses	Cert	RL	Qual	Result	Spike	SPK Ref Val	%REC	Low Limit	High Limit	Date Analyzed
Benzene	*	0.5		50.2	50.00	0	100.4	78.5	119	07/22/2022
Ethylbenzene	*	2.0		45.2	50.00	0	90.4	78.2	114	07/22/2022
Toluene	*	2.0		45.0	50.00	0	90.0	78.6	112	07/22/2022
Xylenes, Total	*	4.0		135	150.0	0	89.9	78.3	114	07/22/2022
Surr: 1,2-Dichloroethane-d4	*			44.1	50.00		88.2	80	120	07/22/2022
Surr: 4-Bromofluorobenzene	*			47.0	50.00		93.9	80	120	07/22/2022
Surr: Dibromofluoromethane	*			51.1	50.00		102.3	80	120	07/22/2022
Surr: Toluene-d8	*			46.6	50.00		93.1	80	120	07/22/2022

Batch 194871		SampType: LCSD		Units µg/L							RPD Limit: 15.9	
SampID: LCSD-AM220722A-1												
Analyses	Cert	RL	Qual	Result	Spike	SPK Ref Val	%REC	RPD Ref Val	%RPD	Date Analyzed		
Benzene	*	0.5		53.3	50.00	0	106.7	50.21	6.05	07/22/2022		
Ethylbenzene	*	2.0		47.1	50.00	0	94.1	45.20	4.03	07/22/2022		
Toluene	*	2.0		47.3	50.00	0	94.6	45.00	4.94	07/22/2022		
Xylenes, Total	*	4.0		140	150.0	0	93.1	134.8	3.55	07/22/2022		
Surr: 1,2-Dichloroethane-d4	*			44.1	50.00		88.2			07/22/2022		
Surr: 4-Bromofluorobenzene	*			46.7	50.00		93.5			07/22/2022		
Surr: Dibromofluoromethane	*			51.0	50.00		102.0			07/22/2022		
Surr: Toluene-d8	*			46.0	50.00		91.9			07/22/2022		

Batch 194871		SampType: MS		Units µg/L						
SampID: 22071331-022DMS										
Analyses	Cert	RL	Qual	Result	Spike	SPK Ref Val	%REC	Low Limit	High Limit	Date Analyzed
Benzene		0.5		55.9	50.00	0	111.8	72	120	07/22/2022
Ethylbenzene		2.0		49.0	50.00	0	98.0	74.8	115	07/22/2022
Toluene		2.0		49.5	50.00	0	99.0	70.6	109	07/22/2022
Xylenes, Total		4.0		98.7	100.0	0	98.7	72.1	113	07/22/2022
Surr: 1,2-Dichloroethane-d4	*			47.4	50.00		94.7	80	120	07/22/2022
Surr: 4-Bromofluorobenzene	*			48.0	50.00		96.1	80	120	07/22/2022
Surr: Dibromofluoromethane	*			52.1	50.00		104.1	80	120	07/22/2022
Surr: Toluene-d8	*			45.0	50.00		90.1	80	120	07/22/2022



Quality Control Results

<http://www.teklabinc.com/>

Client: ERM

Work Order: 22071331

Client Project: Champaign GW

Report Date: 02-Aug-22

SW-846 5030, 8260B, VOLATILE ORGANIC COMPOUNDS BY GC/MS

Batch 194871		SampType: MSD		Units µg/L				RPD Limit: 20			
SampID: 22071331-022DMSD											
Analyses	Cert	RL	Qual	Result	Spike	SPK Ref Val	%REC	RPD Ref Val	%RPD	Date Analyzed	
Benzene		0.5		57.2	50.00	0	114.5	55.88	2.40	07/22/2022	
Ethylbenzene		2.0		50.1	50.00	0	100.1	48.99	2.18	07/22/2022	
Toluene		2.0		50.9	50.00	0	101.8	49.48	2.85	07/22/2022	
Xylenes, Total		4.0		101	100.0	0	100.9	98.70	2.24	07/22/2022	
Surr: 1,2-Dichloroethane-d4	*			46.9	50.00		93.8			07/22/2022	
Surr: 4-Bromofluorobenzene	*			48.0	50.00		96.1			07/22/2022	
Surr: Dibromofluoromethane	*			52.0	50.00		104.0			07/22/2022	
Surr: Toluene-d8	*			45.1	50.00		90.1			07/22/2022	

Batch 194908		SampType: MBLK		Units µg/L							
SampID: MBLK-AE220722A-1											
Analyses	Cert	RL	Qual	Result	Spike	SPK Ref Val	%REC	Low Limit	High Limit	Date Analyzed	
Benzene	*	0.5		ND						07/22/2022	
Ethylbenzene	*	2.0		ND						07/22/2022	
Toluene	*	2.0		ND						07/22/2022	
Xylenes, Total	*	4.0		ND						07/22/2022	
Surr: 1,2-Dichloroethane-d4	*			49.0	50.00		98.0	80	120	07/22/2022	
Surr: 4-Bromofluorobenzene	*			45.3	50.00		90.6	80	120	07/22/2022	
Surr: Dibromofluoromethane	*			52.0	50.00		104.1	80	120	07/22/2022	
Surr: Toluene-d8	*			45.7	50.00		91.4	80	120	07/22/2022	

Batch 194908		SampType: LCS		Units µg/L							
SampID: LCS-AE220722A-1											
Analyses	Cert	RL	Qual	Result	Spike	SPK Ref Val	%REC	Low Limit	High Limit	Date Analyzed	
Benzene	*	0.5		53.5	50.00	0	107.1	78.5	119	07/22/2022	
Ethylbenzene	*	2.0		47.2	50.00	0	94.3	78.2	114	07/22/2022	
Toluene	*	2.0		45.8	50.00	0	91.6	78.6	112	07/22/2022	
Xylenes, Total	*	4.0		139	150.0	0	92.5	78.3	114	07/22/2022	
Surr: 1,2-Dichloroethane-d4	*			49.0	50.00		98.0	80	120	07/22/2022	
Surr: 4-Bromofluorobenzene	*			45.8	50.00		91.5	80	120	07/22/2022	
Surr: Dibromofluoromethane	*			52.5	50.00		105.0	80	120	07/22/2022	
Surr: Toluene-d8	*			44.4	50.00		88.9	80	120	07/22/2022	



Quality Control Results

<http://www.teklabinc.com/>

Client: ERM

Work Order: 22071331

Client Project: Champaign GW

Report Date: 02-Aug-22

SW-846 5030, 8260B, VOLATILE ORGANIC COMPOUNDS BY GC/MS

Batch 194908		SampType: LCSD		Units µg/L				RPD Limit: 15.9			
SampID: LCSD-AE220722A-1											
Analyses	Cert	RL	Qual	Result	Spike	SPK Ref Val	%REC	RPD Ref Val	%RPD	Date Analyzed	
Benzene	*	0.5		54.6	50.00	0	109.3	53.54	2.05	07/22/2022	
Ethylbenzene	*	2.0		48.1	50.00	0	96.2	47.17	1.91	07/22/2022	
Toluene	*	2.0		46.6	50.00	0	93.2	45.78	1.73	07/22/2022	
Xylenes, Total	*	4.0		141	150.0	0	94.3	138.7	1.96	07/22/2022	
Surr: 1,2-Dichloroethane-d4	*			49.5	50.00		98.9			07/22/2022	
Surr: 4-Bromofluorobenzene	*			45.7	50.00		91.4			07/22/2022	
Surr: Dibromofluoromethane	*			53.0	50.00		106.0			07/22/2022	
Surr: Toluene-d8	*			45.0	50.00		90.0			07/22/2022	

Batch 194924		SampType: MBLK		Units µg/L							
SampID: MBLK-AM220722A-2											
Analyses	Cert	RL	Qual	Result	Spike	SPK Ref Val	%REC	Low Limit	High Limit	Date Analyzed	
Benzene	*	0.5		ND						07/22/2022	
Ethylbenzene	*	2.0		ND						07/22/2022	
Toluene	*	2.0		ND						07/22/2022	
Xylenes, Total	*	4.0		ND						07/22/2022	
Surr: 1,2-Dichloroethane-d4	*			45.4	50.00		90.8	80	120	07/22/2022	
Surr: 4-Bromofluorobenzene	*			47.5	50.00		95.1	80	120	07/22/2022	
Surr: Dibromofluoromethane	*			51.3	50.00		102.6	80	120	07/22/2022	
Surr: Toluene-d8	*			45.4	50.00		90.9	80	120	07/22/2022	

Batch 194924		SampType: LCS		Units µg/L							
SampID: LCS-AM220722A-2											
Analyses	Cert	RL	Qual	Result	Spike	SPK Ref Val	%REC	Low Limit	High Limit	Date Analyzed	
Benzene	*	0.5		51.7	50.00	0	103.4	78.5	119	07/22/2022	
Ethylbenzene	*	2.0		45.4	50.00	0	90.9	78.2	114	07/22/2022	
Toluene	*	2.0		45.2	50.00	0	90.3	78.6	112	07/22/2022	
Xylenes, Total	*	4.0		134	150.0	0	89.4	78.3	114	07/22/2022	
Surr: 1,2-Dichloroethane-d4	*			44.9	50.00		89.8	80	120	07/22/2022	
Surr: 4-Bromofluorobenzene	*			46.4	50.00		92.9	80	120	07/22/2022	
Surr: Dibromofluoromethane	*			51.4	50.00		102.8	80	120	07/22/2022	
Surr: Toluene-d8	*			45.6	50.00		91.3	80	120	07/22/2022	



Quality Control Results

<http://www.teklabinc.com/>

Client: ERM

Work Order: 22071331

Client Project: Champaign GW

Report Date: 02-Aug-22

SW-846 5030, 8260B, VOLATILE ORGANIC COMPOUNDS BY GC/MS

Batch 194924		SampType: LCSD		Units µg/L				RPD Limit: 15.9			
SampID: LCSD-AM220722A-2											
Analyses	Cert	RL	Qual	Result	Spike	SPK Ref Val	%REC	RPD Ref Val	%RPD	Date Analyzed	
Benzene	*	0.5		52.9	50.00	0	105.9	51.70	2.35	07/22/2022	
Ethylbenzene	*	2.0		46.6	50.00	0	93.1	45.45	2.39	07/22/2022	
Toluene	*	2.0		46.4	50.00	0	92.7	45.16	2.60	07/22/2022	
Xylenes, Total	*	4.0		138	150.0	0	91.7	134.2	2.46	07/22/2022	
Surr: 1,2-Dichloroethane-d4	*			45.2	50.00		90.4			07/22/2022	
Surr: 4-Bromofluorobenzene	*			46.5	50.00		92.9			07/22/2022	
Surr: Dibromofluoromethane	*			51.3	50.00		102.6			07/22/2022	
Surr: Toluene-d8	*			45.8	50.00		91.6			07/22/2022	

Batch 194924		SampType: MS		Units µg/L							
SampID: 22071331-027DMS											
Analyses	Cert	RL	Qual	Result	Spike	SPK Ref Val	%REC	Low Limit	High Limit	Date Analyzed	
Benzene		5.0		758	500.0	236.8	104.2	72	120	07/23/2022	
Ethylbenzene		20.0		1010	500.0	594.4	83.8	74.8	115	07/23/2022	
Toluene		20.0		476	500.0	4.200	94.4	70.6	109	07/23/2022	
Xylenes, Total		40.0		1100	1000	174.8	92.5	72.1	113	07/23/2022	
Surr: 1,2-Dichloroethane-d4	*			455	500.0		91.0	80	120	07/23/2022	
Surr: 4-Bromofluorobenzene	*			465	500.0		93.1	80	120	07/23/2022	
Surr: Dibromofluoromethane	*			519	500.0		103.8	80	120	07/23/2022	
Surr: Toluene-d8	*			452	500.0		90.4	80	120	07/23/2022	

Batch 194924		SampType: MSD		Units µg/L				RPD Limit: 20			
SampID: 22071331-027DMSD											
Analyses	Cert	RL	Qual	Result	Spike	SPK Ref Val	%REC	RPD Ref Val	%RPD	Date Analyzed	
Benzene		5.0		780	500.0	236.8	108.7	757.6	2.95	07/23/2022	
Ethylbenzene		20.0		1050	500.0	594.4	91.4	1014	3.68	07/23/2022	
Toluene		20.0		496	500.0	4.200	98.4	476.3	4.13	07/23/2022	
Xylenes, Total		40.0		1140	1000	174.8	96.5	1100	3.56	07/23/2022	
Surr: 1,2-Dichloroethane-d4	*			450	500.0		89.9			07/23/2022	
Surr: 4-Bromofluorobenzene	*			465	500.0		92.9			07/23/2022	
Surr: Dibromofluoromethane	*			508	500.0		101.5			07/23/2022	
Surr: Toluene-d8	*			453	500.0		90.6			07/23/2022	



Quality Control Results

<http://www.teklabinc.com/>

Client: ERM

Work Order: 22071331

Client Project: Champaign GW

Report Date: 02-Aug-22

SW-846 5030, 8260B, VOLATILE ORGANIC COMPOUNDS BY GC/MS

Batch 194926		SampType: MBLK		Units µg/L							
SampID: MBLK-AK220725A-1											
Analyses	Cert	RL	Qual	Result	Spike	SPK Ref Val	%REC	Low Limit	High Limit	Date Analyzed	
Benzene	*	0.5		ND						07/25/2022	
Ethylbenzene	*	2.0		ND						07/25/2022	
Toluene	*	2.0		ND						07/25/2022	
Xylenes, Total	*	4.0		ND						07/25/2022	
Surr: 1,2-Dichloroethane-d4	*			54.5	50.00		109.0	80	120	07/25/2022	
Surr: 4-Bromofluorobenzene	*			52.0	50.00		104.0	80	120	07/25/2022	
Surr: Dibromofluoromethane	*			50.7	50.00		101.4	80	120	07/25/2022	
Surr: Toluene-d8	*			51.1	50.00		102.2	80	120	07/25/2022	

Batch 194926		SampType: LCS		Units µg/L							
SampID: LCS-AK220725A-1											
Analyses	Cert	RL	Qual	Result	Spike	SPK Ref Val	%REC	Low Limit	High Limit	Date Analyzed	
Benzene	*	0.5		50.3	50.00	0	100.6	78.5	119	07/25/2022	
Ethylbenzene	*	2.0		50.7	50.00	0	101.3	78.2	114	07/25/2022	
Toluene	*	2.0		49.1	50.00	0	98.2	78.6	112	07/25/2022	
Xylenes, Total	*	4.0		152	150.0	0	101.3	78.3	114	07/25/2022	
Surr: 1,2-Dichloroethane-d4	*			52.8	50.00		105.5	80	120	07/25/2022	
Surr: 4-Bromofluorobenzene	*			50.8	50.00		101.7	80	120	07/25/2022	
Surr: Dibromofluoromethane	*			51.3	50.00		102.6	80	120	07/25/2022	
Surr: Toluene-d8	*			50.3	50.00		100.6	80	120	07/25/2022	

Batch 194926		SampType: LCSD		Units µg/L				RPD Limit: 15.9			
SampID: LCSD-AK220725A-1											
Analyses	Cert	RL	Qual	Result	Spike	SPK Ref Val	%REC	RPD Ref Val	%RPD	Date Analyzed	
Benzene	*	0.5		48.6	50.00	0	97.2	50.31	3.46	07/25/2022	
Ethylbenzene	*	2.0		49.7	50.00	0	99.4	50.67	1.93	07/25/2022	
Toluene	*	2.0		47.7	50.00	0	95.5	49.09	2.81	07/25/2022	
Xylenes, Total	*	4.0		149	150.0	0	99.3	151.9	1.99	07/25/2022	
Surr: 1,2-Dichloroethane-d4	*			53.3	50.00		106.7			07/25/2022	
Surr: 4-Bromofluorobenzene	*			50.9	50.00		101.9			07/25/2022	
Surr: Dibromofluoromethane	*			51.2	50.00		102.5			07/25/2022	
Surr: Toluene-d8	*			51.2	50.00		102.3			07/25/2022	



Quality Control Results

<http://www.teklabinc.com/>

Client: ERM

Work Order: 22071331

Client Project: Champaign GW

Report Date: 02-Aug-22

SW-846 5030, 8260B, VOLATILE ORGANIC COMPOUNDS BY GC/MS

Batch 194926		SampType: MS		Units µg/L							
SampID: 22071331-023DMS											
Analyses	Cert	RL	Qual	Result	Spike	SPK Ref Val	%REC	Low Limit	High Limit	Date Analyzed	
Benzene		0.5	S	63.1	50.00	0	126.2	72	120	07/25/2022	
Ethylbenzene		2.0	S	64.2	50.00	0	128.5	74.8	115	07/25/2022	
Toluene		2.0	S	63.1	50.00	0	126.2	70.6	109	07/25/2022	
Xylenes, Total		4.0	S	131	100.0	0	131.4	72.1	113	07/25/2022	
Surr: 1,2-Dichloroethane-d4	*			54.6	50.00		109.3	80	120	07/25/2022	
Surr: 4-Bromofluorobenzene	*			51.9	50.00		103.8	80	120	07/25/2022	
Surr: Dibromofluoromethane	*			50.8	50.00		101.7	80	120	07/25/2022	
Surr: Toluene-d8	*			51.5	50.00		102.9	80	120	07/25/2022	

Batch 194926		SampType: MSD		Units µg/L						RPD Limit: 20	
SampID: 22071331-023DMSD											
Analyses	Cert	RL	Qual	Result	Spike	SPK Ref Val	%REC	RPD Ref Val	%RPD	Date Analyzed	
Benzene		0.5	R	43.9	50.00	0	87.8	63.12	35.94	07/25/2022	
Ethylbenzene		2.0	R	46.8	50.00	0	93.6	64.23	31.44	07/25/2022	
Toluene		2.0	R	44.9	50.00	0	89.9	63.08	33.61	07/25/2022	
Xylenes, Total		4.0	R	95.6	100.0	0	95.6	131.4	31.48	07/25/2022	
Surr: 1,2-Dichloroethane-d4	*			55.7	50.00		111.4			07/25/2022	
Surr: 4-Bromofluorobenzene	*			52.7	50.00		105.4			07/25/2022	
Surr: Dibromofluoromethane	*			50.7	50.00		101.4			07/25/2022	
Surr: Toluene-d8	*			51.1	50.00		102.2			07/25/2022	



Receiving Check List

<http://www.teklabinc.com/>

Client: ERM

Work Order: 22071331

Client Project: Champaign GW

Report Date: 02-Aug-22

Carrier: Employee

Received By: CET

Completed by:

Reviewed by:

On:

21-Jul-22

Reannan Willis

On:

21-Jul-22

Elizabeth A. Hurley

Pages to follow: Chain of custody

Extra pages included

- | | | | | |
|---|---|---|--|----------------------------------|
| Shipping container/cooler in good condition? | Yes <input checked="" type="checkbox"/> | No <input type="checkbox"/> | Not Present <input type="checkbox"/> | Temp °C 4.4 |
| Type of thermal preservation? | None <input type="checkbox"/> | Ice <input checked="" type="checkbox"/> | Blue Ice <input type="checkbox"/> | Dry Ice <input type="checkbox"/> |
| Chain of custody present? | Yes <input checked="" type="checkbox"/> | No <input type="checkbox"/> | | |
| Chain of custody signed when relinquished and received? | Yes <input checked="" type="checkbox"/> | No <input type="checkbox"/> | | |
| Chain of custody agrees with sample labels? | Yes <input checked="" type="checkbox"/> | No <input type="checkbox"/> | | |
| Samples in proper container/bottle? | Yes <input checked="" type="checkbox"/> | No <input type="checkbox"/> | | |
| Sample containers intact? | Yes <input checked="" type="checkbox"/> | No <input type="checkbox"/> | | |
| Sufficient sample volume for indicated test? | Yes <input checked="" type="checkbox"/> | No <input type="checkbox"/> | | |
| All samples received within holding time? | Yes <input checked="" type="checkbox"/> | No <input type="checkbox"/> | | |
| Reported field parameters measured: | Field <input type="checkbox"/> | Lab <input type="checkbox"/> | NA <input checked="" type="checkbox"/> | |
| Container/Temp Blank temperature in compliance? | Yes <input checked="" type="checkbox"/> | No <input type="checkbox"/> | | |

When thermal preservation is required, samples are compliant with a temperature between 0.1°C - 6.0°C, or when samples are received on ice the same day as collected.

- | | | | |
|---|---|-----------------------------|---|
| Water – at least one vial per sample has zero headspace? | Yes <input checked="" type="checkbox"/> | No <input type="checkbox"/> | No VOA vials <input type="checkbox"/> |
| Water - TOX containers have zero headspace? | Yes <input type="checkbox"/> | No <input type="checkbox"/> | No TOX containers <input checked="" type="checkbox"/> |
| Water - pH acceptable upon receipt? | Yes <input checked="" type="checkbox"/> | No <input type="checkbox"/> | NA <input type="checkbox"/> |
| NPDES/CWA TCN interferences checked/treated in the field? | Yes <input type="checkbox"/> | No <input type="checkbox"/> | NA <input checked="" type="checkbox"/> |

Any No responses must be detailed below or on the COC.

pH strip #82999/75146. - CET/rwillis - 7/21/2022 5:20:38 PM

Trip Blank collection date and time will be reported as the received date and time (end of trip). - ehurley - 7/21/2022 5:49:55 PM

CHAIN OF CUSTODY

pg. 1 of 3 Work order # 22071331

TEKLAB, INC. 5445 Horseshoe Lake Road - Collinsville, IL 62234 - Phone: (618) 344-1004 - Fax: (618) 344-1005

Client: ERM
Address: 1968 Craig Road
City / State / Zip: St. Louis, MO 63146
Contact: Jarred Schmidt **Phone:** (314) 733-4490
E-Mail: Jarred.Schmidt@erm.com **Fax:**

Samples on: ICE BLUE ICE NO ICE 21.9 °C LTG# 5
Preserved in: LAB FIELD **FOR LAB USE ONLY**
Lab Notes: OKHS, Did not receive vials for sample UMW-116, not 7/21/22. Phone 2999/75146. CEST 7-21-22

Are these samples known to be involved in litigation? If yes, a surcharge will apply Yes No
 Are these samples known to be hazardous? Yes No
 Are there any required reporting limits to be met on the requested analysis?. If yes, please provide limits in the comment section. Yes No

Client Comments
 Reporting limits are to confirm w/IEPA TACO Limits
 Pb RL: 0.0075 mg/L

Project Name/Number: Champaign GW
Sample Collector's Name: Barley/Burnstein/Sansouci

Results Requested: Standard 1-2 Day (100% Surcharge)
 Other 3 Day (50% Surcharge)
Billing Instructions:
and Type of Containers:

Lab Use Only	Sample Identification	Date/Time Sampled	UNP	HNO3	NaOH	HCl			
001	UMW-102-WG-20220719	7/19/22; 1235	1	1	1	2			
002	UMW-105-WG-20220720	7/20/22; 1225	1	1	1	2			
003	UMW-106R-WG-20220720	7/20/22; 0945	1	1	1	2			
004	UMW-109-WG-20220719	7/19/22; 1630	1	1	1	2			
005	UMW-111A-WG-20220719	7/19/22; 1520	1	1	1	2			
006	UMW-116-WG-20220720	7/20/22; 0840	1	1	1	2			
007	UMW-118-WG-20220719	7/19/22; 1600	1	1	1	2			
008	UMW-119-WG-20220719	7/19/22; 1600	1	1	1	2			
009	UMW-120-WG-20220719	7/19/22; 1335	1	1	1	2			
010	UMW-121-WG-20220720	7/20/22; 1140	1	1	1	2			

MATRIX		INDICATE ANALYSIS REQUESTED							
Aqueous	Trip Blank	BTEX 8260	PAH 8270 SIM	Total 8 RCRA Metals	Total Cyanide 9012A				
X		X	X	X	X				
X		X	X	X	X				
X		X	X	X	X				
X		X	X	X	X				
X		X	X	X	X				
X		X	X	X	X				
X		X	X	X	X				
X		X	X	X	X				
X		X	X	X	X				

Relinquished By	Date/Time	Received By	Date/Time
<i>Jarred Schmidt</i> (ERM)	7/21/22; 1330	<i>Jarred Schmidt</i>	7-21-22 1330

CHAIN OF CUSTODY

TEKLAB, INC. 5445 Horseshoe Lake Road - Collinsville, IL 62234 - Phone: (618) 344-1004 - Fax: (618) 344-1005

Client: ERM
Address: 1968 Craig Road
City / State / Zip: St. Louis, MO 63146
Contact: Jarred Schmidt **Phone:** (314) 733-4490
E-Mail: Jarred.Schmidt@erm.com **Fax:**

Samples on: ICE BLUE ICE NO ICE 4.4 °C **LTG#** 5
Preserved in: LAB FIELD **FOR LAB USE ONLY**
Lab Notes:

Are these samples known to be involved in litigation? If yes, a surcharge will apply Yes No
 Are these samples known to be hazardous? Yes No
 Are there any required reporting limits to be met on the requested analysis?. If yes, please provide limits in the comment section. Yes No

Client Comments
 Reporting limits are to confirm w/IEPA
 TACO Limits MS/MSD: : UMW-307-WG-2220720
 Pb RL: 0.0075 mg/L UMW-306-WG-20720720

Project Name/Number: Champaign GW
Sample Collector's Name: Barley / Burnstein / Sansone

Results Requested: Standard 1-2 Day (100% Surcharge)
 Other 3 Day (50% Surcharge)
Billing Instructions:
and Type of Containers:

Lab Use Only	Sample Identification	Date/Time Sampled	UNP	HNO3	NaOH	HCl														
001	UMW-305-WG-20220720	7/20/22; 1046	1	1	1	2														
002	UMW-306-WG-20220720	7/20/22; 0945	1	1	1	2														
003	UMW-307-WG-20220720	7/20/22; 0840	1	1	1	2														
004	UMW-308-WG-20220721	7/21/22; 0900	1	1	1	2														
005	DUP 001-WG-20220721	7/21/22; —	1	1	1	2														
006	DUP 002-WG-20220721	7/21/22; —	1	1	1	2														
007	DUP 003-WG-20220721	7/21/22; —	1	1	1	2														
008	EB-01-WQ-20220719	7/19/22; 1115	1	1	1	2														
009	TB-01-WQ-20220719	7/19/22; 1100				2														
030	EB-02-WQ-20220721	7/21/22; 0820	1	1	1	2														

MATRIX		INDICATE ANALYSIS REQUESTED																		
Aqueous	Trip Blank Groundwater	BTEX 8260	PAH 8270 SIM	Total 8 RCRA Metals	Total Cyanide 9012A															
X		X	X	X	X															
X		X	X	X	X															
X		X	X	X	X															
X		X	X	X	X															
X		X	X	X	X															
X		X	X	X	X															
	X	X																		
X		X	X	X	X															

Reinquished By	Date/Time	Received By	Date/Time
Clay Sansone (ERM)	7/21/22; 1320	Chau Seller	7-21-22 1320



Memorandum

To	Lacy Smith
From	Rachel James
Date	25 August 2022
Reference	0638683
Subject	Data Review of Ameren Champaign Groundwater Samples Third Quarter 2022: Teklab, Inc. Data Package 22071331.

The data quality was assessed and any necessary qualifiers were applied following the *USEPA National Functional Guidelines for Organic Superfund Methods Data Review*, November 2020 and *USEPA National Functional Guidelines for Inorganic Superfund Methods Data Review*, November 2020. Field duplicates were assessed following *Environmental Data Review Supplement for Region 1 Data Review Elements and Superfund Specific Guidance/Procedures*, September 2020.

ERM reviewed data for compliance with the following quality assurance/quality control (QA/QC) and method-prescribed criteria for EPA Stage 2B review:

- **Holding Time and Sample Preservation:** The period of time between collection of the sample and preparation/analysis of the sample is evaluated. Analyses performed for this project have method-prescribed holding times as well as temperature and chemical preservation requirements.
- **Blank Samples:** The preparation and analysis of reagent (contaminant-free) water is evaluated. Blank samples for this investigation included method, trip, and equipment rinsates. Detections in a blank sample may indicate laboratory, transportation, or field contamination. All samples are evaluated for common laboratory contaminants during the blank evaluation.
- **Spike Samples:** The preparation and analysis of an environmental sample or a sample of reagent water spiked with a subset of target analytes at known concentrations is evaluated. The results of the spike analysis measure laboratory accuracy in the reagent sample, and results from the environmental sample spike measure potential interferences from the matrix.
- **Surrogate Spikes:** The addition of analytes similar to target analytes of interest that are added to sample aliquots for organic analysis is evaluated. Surrogate spikes measure possible interferences from the sample matrix for the analysis of target analytes.
- **Duplicate Samples:** The preparation and analysis of an additional aliquot of the sample is evaluated. The results from duplicate analysis measure potential heterogeneity of contaminants in the sample.

Additionally, ERM performed an EPA Stage 3 data review for 20 percent of the samples (6 samples: UMW-118-WG-20220719, UMW-124-WG-20220721, UMW-125-WG-20220720, UMW-302-WG-20220720, UMW-308-WG-20220721, and DUP-001-WG-20220721) was performed. The Stage 3 review included all the QA/QC project and/or method-prescribed criteria for Stage 2B review plus:

- **Calibration:** The analysis of target analytes at a range of concentrations to develop a graphical plot of instrument response against the different analyte concentrations. An initial calibration curve establishes the graphical plot, and the continuing calibration verification monitors daily instrument linearity against the initial calibration.
- **Instrument Tuning:** Instrument tuning and performance check frequency and results were reviewed.
- **Internal standards:** The addition of analytes similar to target analytes of interest that are added to sample aliquots for organic analysis. The internal standards are used to quantitatively and qualitatively evaluate retention time and response for each sample.
- **Recalculation:** Ten percent of the initial calibration, continuing calibration, internal standard response, surrogate percent recoveries (%R), laboratory control sample/laboratory control sample duplicate (LCS/LCSD) %R, matrix spike/matrix spike duplicate (MS/MSD) %R, and all of the detected sample concentrations were recalculated.

CHAIN-OF-CUSTODY DISCREPANCIES

Although a collection date and time was listed on the chain-of-custody for the trip blank sample, Teklab's policy is to log the trip blank in with the date and time of sample receipt. The analysis of the trip blank sample still would be in hold if the time listed on the chain-of-custody had been used and qualifications were not necessary.

PRESERVATION EVALUATION

The sample shipment was received at the laboratory within the method-prescribed temperature preservation requirements of less than 6°C. The samples were received in good condition and with the correct chemical preservation.

HOLDING TIME EVALUATION

The samples were prepared and analyzed within the method-prescribed time period from the date of collection.

BLANK EVALUATION

The method, equipment, and trip blank sample results were non-detected for each of the target analytes. The blank results indicate that no contaminants were introduced to the samples during sample collection activities, during shipment, handling, and storage, or during processing or analysis in the laboratory. Teklab qualified several silver results with a (B) flag, indicating that contamination was present in the method blank sample. However, silver in the associated method blank sample was reported as non-detect at the reporting limit. It is assumed that the silver contamination was at a concentration below the reporting limit. All silver results were non-detected and qualification was not necessary. The B flags have been removed.

CALIBRATION EVALUATION

Two types of calibration data were reviewed. These were initial calibration (ICAL) and initial/continuing calibration verification (ICV/CCV). For linear ICALs, the correlation coefficient (r^2) was within control limits and for average response factor ICALs, the relative standard deviations (RSDs) were within the control limits. The laboratory also calculated the relative response factors (RRFs) for the analytes in the ICAL. The reported percent relative standard deviations and RRFs were compared to the method-prescribed acceptance criteria and validation criteria during the data validation. The laboratory calculated the percent deviation (%D) between CCV/ICV and the ICAL. The laboratory calculated the CCV/ICV RRFs. The %Ds and RRFs were then compared to the method-prescribed acceptance criteria and validation criteria during the data validation. The ICAL and ICV/CCV results were within acceptable limits for the reported sample results.

BLANK SPIKE EVALUATION

The laboratory control sample (LCS) and laboratory control sample duplicate (LCSD) recoveries and relative percent differences (RPDs) were within the laboratory's limits of acceptance. The LCS/LCSD recoveries and RPDs indicate acceptable laboratory accuracy and precision.

MATRIX SPIKE EVALUATION

The laboratory prepared several project samples for MS/MSD analysis. The recoveries and RPDs were within the laboratory's limits of acceptance, with the exceptions noted in Table 1. Benzene, ethylbenzene, toluene, and total xylenes were recovered above the control limits in the MS sample prepared from UMW-307-WG-20220720. Additionally, the RPDs were above the control limits. Teklab qualified these results in the parent sample with an (SR) flag. The recovery was within the control limits in the paired MSD sample and the parent sample results were non-detected; therefore, the results were not qualified due to the MS recovery alone. The SR flags have been removed.

SURROGATE SPIKE EVALUATION

The surrogate recoveries were within acceptable limits, with the exception noted in Table 2. Method 8270C surrogate 2-fluorobiphenyl was recovered below the control limits in sample UMW-127-WG-20220720. The associated results were non-detected and were qualified as estimates (UJ) due to the low surrogate recovery.

INTERNAL STANDARD EVALUATION

The internal standard responses for reported results were within acceptable limits.

FIELD DUPLICATE EVALUATION

Three samples were collected and submitted in duplicate. ERM calculated the absolute differences or RPDs between detected results in Table 3. An RPD control limit of 30 was used when both the sample and the field duplicate results were greater than or equal to five times the reporting limit. An absolute difference control limit of two times the reporting limit was used when at least one of the results was less than five times the reporting limit. Professional judgement was used if one result

was greater than the RL and the other was not detected (ND). In this instance the reporting limit for the ND result was used in the difference calculation. All analytes in the parent sample/field duplicate pairs met the control limits.

RECALCULATION

All result recalculations agreed with reported results.

OVERALL ASSESSMENT

None of the data required rejection. All of the data, including qualified data, can be used for decision-making purposes; however, the limitations indicated by the applied qualifiers should be considered when using the data. The quality of the data generated during this investigation is acceptable for the preparation of technically defensible documents.

Table 1
Spike Recoveries Outside of Acceptable Limits
Third Quarter 2022 Groundwater Monitoring
Ameren
Champaign, Illinois

Lab Package	Spike Sample ID	Associated Sample	Analyte	Recovery (%)	Limit (%)	RPD	RPD Limit	Result	Units	ERM Qualifier
MS/MSD										
22071331	UMW-307-WG-20220720 MS/MSD	UMW-307-WG-20220720	Benzene	126.2/87.8	72-120	35.94	20	ND	µg/L	--
			Ethylbenzene	128.5/93.6	74.8-115	31.44	20	ND	µg/L	--
			Toluene	126.2/89.9	70.6-109	33.61	20	ND	µg/L	--
			Xylenes, Total	131.4/95.6	72.1-113	31.48	20	ND	µg/L	--

Lab package reviewed: 22071331

Notes:

MS/MSD - Matrix spike/matrix spike duplicate

ND = Not detected

RPD = Relative percent difference

µg/L = Micrograms per liter

Table 2
Surrogate Recovery Results out of Acceptable Limits
Third Quarter 2022 Groundwater Monitoring
Ameren
Champaign, Illinois

Lab Package	Sample ID	Method	Surrogate	Recovery (%)	Limit (%)	Affected Analyte	Dilution Factor	ERM Qualifier
22071331	UMW-127-WG-20220720	8270C	2-Fluorobiphenyl	15.0	21.4-142	All	1	UJ

Lab package reviewed: 22071331

Notes:

UJ = Nondetected, estimated report limit

Table 3
Field Duplicate Results and Calculated Relative Percent Differences
Third Quarter 2022 Groundwater Monitoring
Ameren
Champaign, Illinois

Lab Package	Primary/Duplicate Sample ID	Analyte	Concentration		Report Limit		Absolute Difference	Difference Limit	Units	RPD	RPD Limit	ERM Qualifier
			Sample	Duplicate	Sample	Duplicate						
22071331	UMW-124-WG-20220721/ DUP 001-WG-20220721	Cyanide	0.006	ND ¹	0.005	0.005	0.001	0.010	mg/L	--	--	--
		Barium	0.0340	0.0342	0.0025	0.0025	--	--	mg/L	0.6	30	--
		Acenaphthene	0.000377	0.000367	0.000100	0.000100	0.000010	0.000200	mg/L	--	--	--
		Acenaphthylene	0.000144	0.000151	0.000100	0.000100	0.000007	0.000200	mg/L	--	--	--
		Naphthalene	0.0212	0.0216	0.00400	0.00400	--	--	mg/L	1.9	30	--
		Benzene	56.3	52.3	0.50	0.50	--	--	µg/L	7.4	30	--
		Ethylbenzene	6.4	6.1	2.0	2.0	0.3	4.0	µg/L	--	--	--
		Toluene	35.1	34.7	2.0	2.0	--	--	µg/L	1.1	30	--
	Xylene, Total	18.7	18.5	4.0	4.0	0.2	8.0	µg/L	--	--	--	
	UMW-126-WG-20220721/ DUP 002-WG-20220721	Barium	0.0233	0.0238	0.0025	0.0025	--	--	mg/L	2.1	30	--
	UMW-302-WG-20220721/ DUP 003-WG-20220721	Cyanide	0.117	0.094	0.025	0.025	0.023	0.050	mg/L	--	--	--
		Barium	0.0596	0.0558	0.0025	0.0025	--	--	mg/L	6.6	30	--
		Acenaphthene	0.000718	0.000600	0.000100	0.000100	--	--	mg/L	18	30	--
		Acenaphthylene	0.000436	0.000378	0.000100	0.000100	0.000058	0.000200	mg/L	--	--	--
		Naphthalene	1.88	1.13	0.400	0.400	0.750	0.800	mg/L	--	--	--
		Benzene	232	237	5.0	5.0	--	--	µg/L	2.1	30	--
		Ethylbenzene	563	594	20.0	20.0	--	--	µg/L	5.4	30	--
	Xylene, Total	164	175	40.0	40.0	11	80.0	µg/L	--	--	--	

Lab package reviewed: 22071331

Notes:

1 = Difference calculated between reporting limit of non-detect result and detected result

mg/L = Milligrams per liter

ND = Not detected

RPD = Relative percent difference

µg/L = Micrograms per liter

ERM has over 160 offices across the following countries and territories worldwide

Argentina	The Netherlands
Australia	New Zealand
Belgium	Norway
Brazil	Panama
Canada	Peru
Chile	Poland
China	Portugal
Colombia	Puerto Rico
France	Romania
Germany	Russia
Ghana	Senegal
Guyana	Singapore
Hong Kong	South Africa
India	South Korea
Indonesia	Spain
Ireland	Sweden
Italy	Switzerland
Japan	Taiwan
Kazakhstan	Tanzania
Kenya	Thailand
Malaysia	UAE
Mexico	UK
Mozambique	US
Myanmar	Vietnam

ERM's Illinois Office

T: 314.733.4490
F: 314.754.8121

www.erm.com

