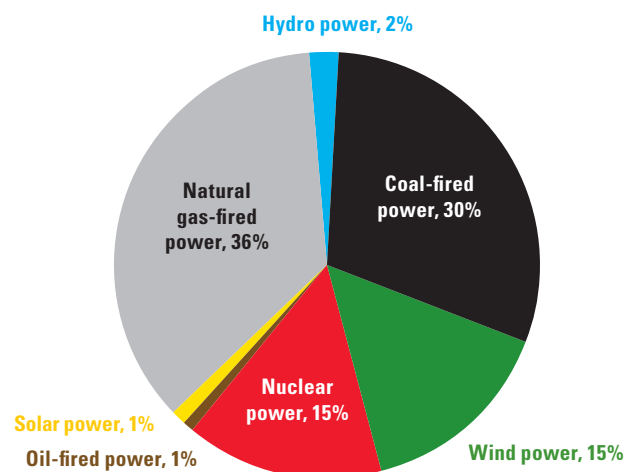


Environmental Disclosure Statement

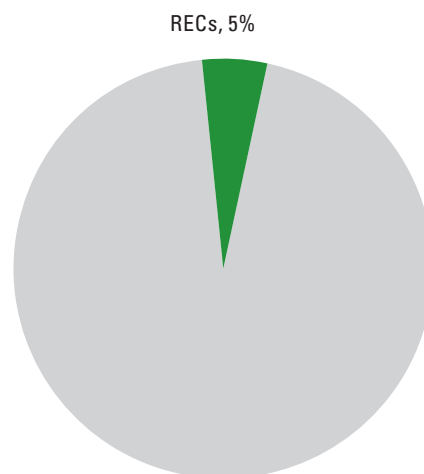
For the 12 Months Ending June 30, 2023

The disclosure of this information is required under Section 16-127 of the Electric Service Customer Choice and Rate Relief Law of 1997 and the rules of the Illinois Commerce Commission, 83 Ill. Adm. Code 421. The information in this statement shows the breakdown of the different sources of electricity supplied to Ameren Illinois customers who have not chosen a retail electric supplier and the estimated amounts of emissions and nuclear waste produced, with the Renewable Energy Credits (RECs) illustrated as a percent of eligible retail sales and Zero Emission Credits (ZECs) illustrated as a percent of total retail sales.

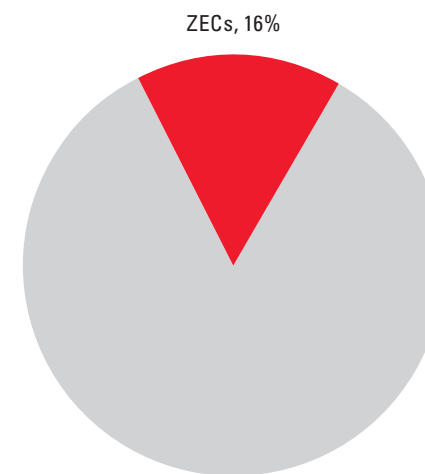
Sources of Electricity Supplied¹



RECs as % of Eligible Retail Sales²



ZECs as % of Total Retail Sales³



Sources of electricity supplied	% of total
Biomass power	0%
Coal-fired power	30%
Hydro power	2%
Natural gas-fired power	36%
Nuclear power	15%
Oil-fired power	1%
Solar power	1%
Wind power	15%
Other resources	0%
TOTAL	100%

AVERAGE AMOUNT OF EMISSIONS and AMOUNTS OF NUCLEAR WASTE per 1000 kilowatt-hours (kWhs) PRODUCED from KNOWN sources

Carbon Dioxide	814 lbs
Nitrogen Oxides	0.44 lbs
Sulfur Dioxide	0.56 lbs
High-Level Nuclear Waste	0.0009 lbs
Low-Level Nuclear Waste	0.0002 ft ³

FOOTNOTES

¹ The sources of electricity supplied comes from the system mix reported on the MISO Monthly Market Assessment Reports.

² A REC is 1 megawatt hour of renewable power (e.g. wind + solar).

³ A ZEC is 1 megawatt hour of nuclear power.

Additional information on companies selling electrical power in Illinois may be found at the Illinois Commerce Commission's website at www.pluginillinois.org and www.icc.illinois.gov.