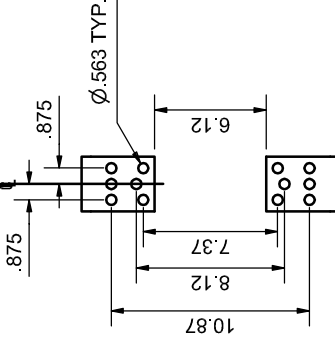


**NOTES:**

- FRONT OF 36" WIDE CT AND PT COMPARTMENTS ARE ENCLOSED BY A SINGLE DOOR OR DOUBLE DOORS FOR 42" WIDE COMPARTMENTS. DOORS ARE TO BE HINGED ON THE SIDE AND EQUIPPED WITH A SEALING HASP FOR A PADLOCK TYPE SEAL.
- CT AND PT COMPARTMENTS ARE FULLY BARRIERED.
- TOP FEED CT AND PT COMPARTMENTS SHOWN. INVERT FOR BOTTOM FEED.
- THIS SERVICE SECTION IS FOR USE ON:  
 120 / 208 Y 3 PH. 4W  
 277 / 480 Y 3 PH. 4W - PT COMPT REQ'D  
 240 V A 3 PH. 3W  
 480 V A 3 PH. 3W - PT COMPT REQ'D  
 PT COMPARTMENT REQUIRED ONLY FOR 277/480V AND 480V SERVICE. PT COMPARTMENT MUST BE LOCATED DIRECTLY ABOVE OR BELOW THE CT COMPARTMENT.
- PROVIDE TWO 1" MIN DIAMETER HOLES FOR ROUTING METER WIRING BETWEEN CT AND PT COMPARTMENTS.
- PROVIDE GROUND LUG IN CT COMPARTMENT TO ACCEPT CUSTOMER #10 COPPER GROUND WIRE. LUG TO BE CONNECTED BY SQUARE D TO THE SWITCHBOARD GROUND.
- WHITE NAMEPLATE WITH BLACK LETTERING ENGRAVED WITH "AMEREN UTILITY METERING" SHALL BE APPLIED TO THE C/T COMPT DOOR.

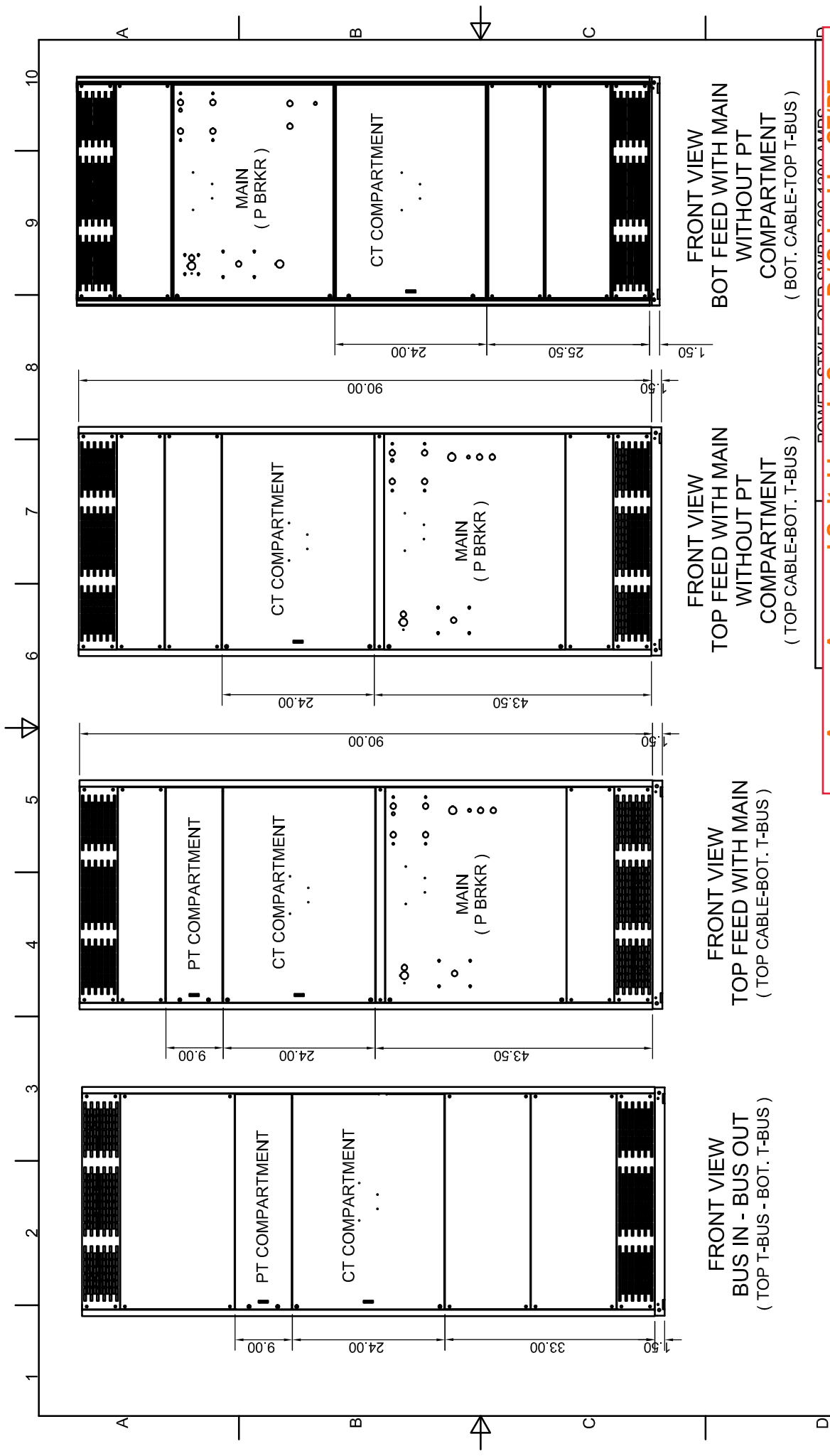


**CT / JUMPER  
MTG. DETAIL**

**Ameren Approved Switchboard - Square D / Schneider CT/PT  
Compartment**  
**208Y/120V, 480Y/277V, 800 - 1200 Amperes**  
**Reference: Square D #09EE2400P0H00 (Sheet 1 of 3)**

**A-A SECTION**

B	REV	AN	DATE	BY	MH	01/19/2022	UPDATED TOTAL NUMBER OF SHEETS
							REVISION DESCRIPTION



FRONT VIEW  
BOT FEED WITH MAIN  
WITHOUT PT  
COMPARTMENT  
( BOT. CABLE-TOP T-BUS )

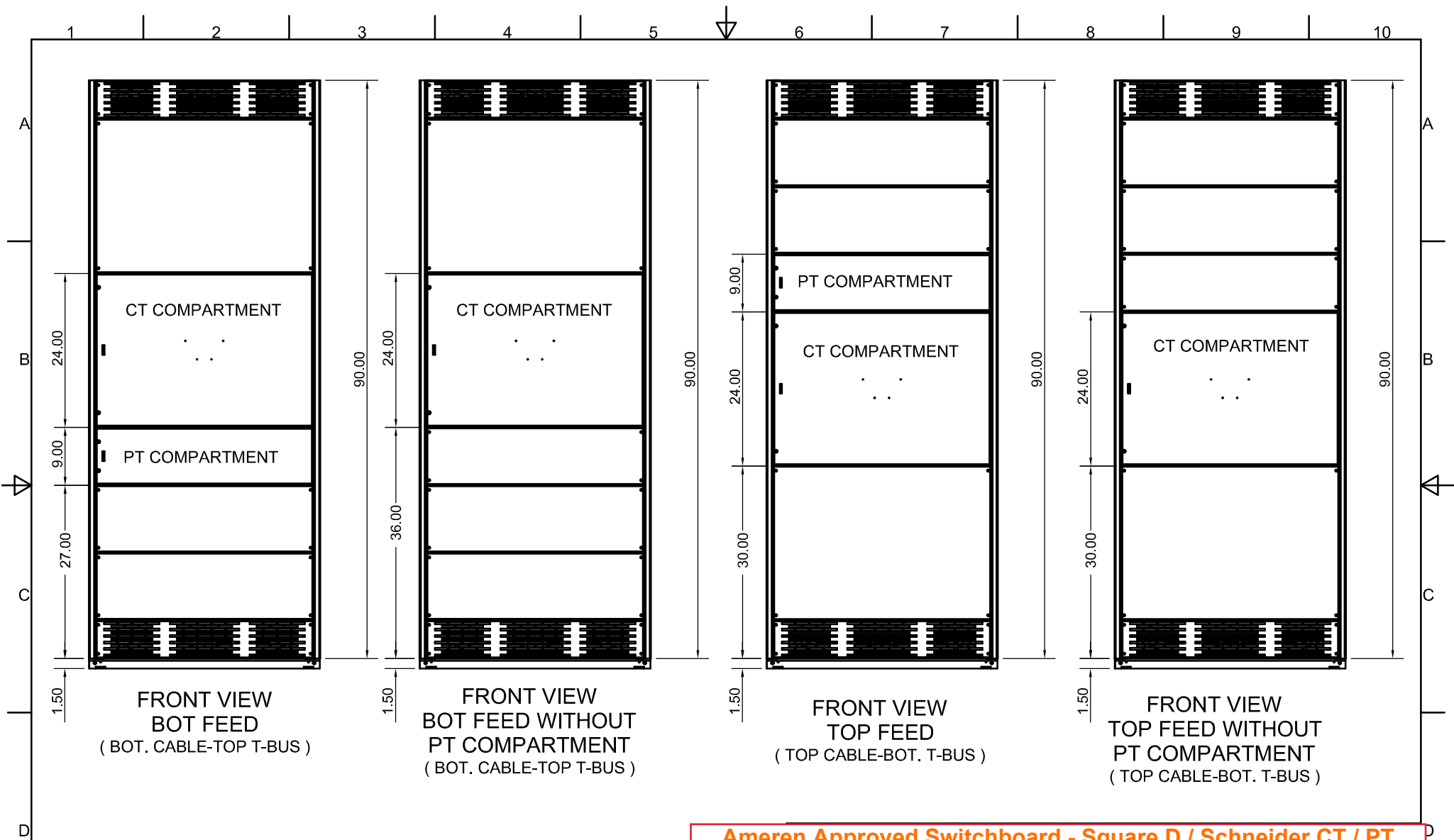
FRONT VIEW  
TOP FEED WITH MAIN  
WITHOUT PT  
COMPARTMENT  
( TOP CABLE-BOT. T-BUS )

FRONT VIEW  
TOP FEED WITH MAIN  
( TOP CABLE-BOT. T-BUS )

FRONT VIEW  
BUS IN - BUS OUT  
( TOP T-BUS - BOT. T-BUS )

**Ameren Approved Switchboard - Square D / Schneider CT/PT  
Compartment**  
**208Y/120V, 480Y/277V, 800 - 1200 Amperes**  
**Reference: Square D #09EE2400P0H00 (Sheet 2 of 3)**

REV	AN	DATE	BY	ADDED VIEWS OF SELECTABLE OF
B		1/19/2022	MH	ADDED VIEWS OF SELECTABLE OF
				REVISION DESCRIPTION



FRONT VIEW  
BOT FEED  
( BOT. CABLE-TOP T-BUS )

FRONT VIEW  
BOT FEED WITHOUT  
PT COMPARTMENT  
( BOT. CABLE-TOP T-BUS )

FRONT VIEW  
TOP FEED  
( TOP CABLE-BOT. T-BUS )

FRONT VIEW  
TOP FEED WITHOUT  
PT COMPARTMENT  
( TOP CABLE-BOT. T-BUS )

**Ameren Approved Switchboard - Square D / Schneider CT / PT  
Compartment**  
**208Y/120V, 480Y/277V, 800 - 1200 Amperes**  
**Reference: Square D #09EE2400P0H00 (Sheet 3 of 3)**

REV	AN	DATE	BY	REVISION DESCRIPTION